



K23-F

Verschleißteile / Wear Parts 2016

**Bremsen-Ersatzteilprogramm
Brake Parts Program**



Kompetenz und Aktualität

Competence and topicality

Besuch uns auf Facebook
Visit us at facebook



www.facebook.com/ATE

ATE Online-Katalog
ATE online-catalog



Noch aktuellere Informationen finden Sie im **Online-Katalog** von ATE. Hier werden die Kataloginformationen mindestens monatlich aktualisiert. Sie finden den ATE Online-Katalog in der Rubrik "Kataloge -> ATE Online Katalog" im Internet auf unserer Homepage unter www.ate.de.

Even more current information you find in the ATE **online-catalog**. Here the spare part information are posted at least monthly. You find the ATE online-catalog in the column "Catalogs -> ATE Web Catalogue" on the Internet on our homepage www.ate.de.

ATE wird mobil
ATE goes mobile



Das Produktportfolio des Bremsenspezialisten ATE ist jetzt auch mobil

über die Smartphonereihe von

Apple zu erreichen. Mit dieser Applikation können Anwender alle Produkte der Marke ATE auf vielfältige Weise suchen und identifizieren. Die Software steht kostenlos im App Store von Apple zum Download bereit. Sie kann über Suchbegriffe wie „ATE“ oder „Bremsen“ leicht gefunden und installiert werden.

The product range of brake specialists ATE is now also accessible on the move using smartphones from Apple. With this application, users can search for and identify all products belonging to the ATE brand in a number of different ways. The software is available for download free of charge in Apple's App Store. It can easily be found and installed using search terms such as "ATE" or "brakes".

Jetzt auch für iPad und Android
Now also for iPad and Android

Hier geht's rund:
Die ATE Katalog CD-Rom
Keeping you informed:
The ATE catalog CD-Rom



Die zweimal pro Jahr erscheinende ATE Katalog CD-Rom „ETK“ basiert auf der TecDoc-Engine. Wer die TecDoc DVD kennt, kommt also genau so leicht mit der ATE Katalog CD zurecht.

The ATE catalog CD-Rom "ETK" appears twice a year and is based on the TecDoc engine. The ATE catalog CD will thus be easy to use for anyone familiar with the TecDoc DVD.

K23-F

- (D) Bremsen-Ersatzteilprogramm
Verschleißteile
- (EN) Brake parts program
Wear parts
- (FR) Programme de pièces détachées pour freins
Pièces d'usure
- (IT) Programma in piante frenanti
Parti soggetti ad usura
- (ES) Programa de repuestos para sistema de frenado
Piezas de desgaste
- (NL) Remonderdelenprogramma
Slijtende onderdelen
- (DA) Reservedelsprogram bremser
Sliddele
- (SV) Reservdelsprogram bromsar
Slitdelar
- (HU) Fékrendszer – Tartalékalkatrész-program
Gyorsan kopó alkatrészek
- (PT) Programa de peças sobressalentes dos travões
Peças de desgaste
- (RU) Программа запасных деталей тормозов
Быстроизнашивающиеся детали
- (CZ) Program náhradních dílů brzd
Rychle opotřebitelné součásti
- (PL) Program części zamiennych do układów hamulcowych
Części podlegające zużyciu (wytarciu)
- (EL) Πρόγραμμα ανταλλακτικών φρένων
Αναλώσιμα εξαρτήματα
- (TR) Fren yedek parça programı
Aşınma parçaları
- (ZH) 制动——替换件程序
易损件
- (JA) ブレーキ交換部品プログラム
消耗部品
- (AR) برنامج قطع غيار المكابح
ةي كالك ح ال اء اء اء اء

D Inhaltsverzeichnis

Bremsflüssigkeiten	8
Neue Artikel	15
Ersetzte Artikel	23
Fahrzeugregister	25
Fahrzeugverwendungen	33
Abbildungen Scheibenbremsbeläge	1029
Abbildungen Bremsbelag-Einbausätze	1373
Abbildungen Warnkontakte	1395
Abbildungen Trommelbremsbacken	1449
Abbildungen TBB Einbausätze	1479
Abbildungen Bremstrommeln	1503
Abmessungen Bremscheiben	1527
Vergleichsliste WVA-ATE	1571
Technische Übersetzungen	1601
So benutzen Sie den K23-F	1631

EN Table of contents

Brake fluid	8
New parts	15
Replaced parts	23
Index of vehicles	25
Applications of vehicles	33
Illustrations disc brake pads	1029
Illustrations brake pad installation kits	1373
Illustrations wear indicators	1395
Illustrations drum brake shoes	1449
Illustr. drum brake shoes installation kits	1479
Illustrations brake drums	1503
Dimensions brake discs	1527
WVA Cross reference list	1571
Technical translations	1601
How to use the K23-F	1631

FR Table des matières

Liquides de frein	8
Nouvelles références	15
Références remplacées	23
Liste des véhicules	25
Applications	33
Illustrations plaquettes de frein à disque	1029
Illustrations lots de montage pour plaquettes de frein à disque	1373
Illustrations témoins d'usure	1395
Illustrations mâchoires de frein à tambour	1449
Illustrations lots de montage pour mâchoires de frein à tambour	1479
Illustrations tambours de frein	1503
Dimensions disques de frein	1527
Liste des correspondances WVA	1571
Traductions techniques	1601
Utilisation du catalogue K23-F	1631

IT Sommario

Liquido freni	8
Codici nuovi	15
Codici sostitutivi	23
Indice autovetture	25
Applicazioni autoveicoli	33
Illustrazioni pastiglie freno	1029
Illustrazioni kit installazione pastiglie freno	1373
Illustrazioni rilevatori usura	1395
Illustrazioni ganasce freno	1449
Illustrazioni kit installazione ganasce freno	1479
Illustrazioni tamburi freno	1503
Misure dischi freno	1527
Tabella di conversione codici WVA	1571
Traduzioni tecniche	1601
Come consultare il catalogo K23-F	1631

ES Índice

Líquido de freno	8
Nuevas referencias	15
Referencias de sustitución	23
Índice de vehículos	25
Aplicaciones	33
Ilustraciones de pastillas	1029
Ilustraciones juegos de montaje pastillas	1373
Ilustraciones contactos de desgaste	1395
Ilustraciones zapatas freno de tambor	1449
Ilustraciones juegos de montaje zapatas freno de tambor	1479
Ilustraciones tambores	1503
Medidas disco de freno	1527
Lista comparativa WVA	1571
Traducciones técnicas	1601
Use así el K23-F	1631

NL Inhoudsopgave

Remvloeistof	8
Nieuwe artikelen	15
Vervangen artikelen	23
Voertuigregister	25
Voertuigtoepassingen	33
Afbeeldingen schijfremblokjes	1029
Afbeeldingen inbouwsets voor remblokjes	1373
Afbeeldingen waarschuwingscontacten	1395
Afbeeldingen trommelremschoenen	1449
Afbeeldingen inbouwsets voor trommelremschoenen	1479
Afbeeldingen remtrommels	1503
Afmetingen remschijven	1527
Vergelijkingslijst WVA	1571
Technische vertalingen	1601
Zo gebruikt u de K23-F	1631

DA Indholdsfortegnelse

Bremsevæske	8
Nye artikler	15
Erstattede artikler	23
Køretøjsregister	25
Køretøjsanvendelser	33
Tegning bremseklodser	1029
Tegning monteringsæt for bremsebakker	1373
Tegning advarselskontakter	1395
Tegning bremsebakker	1449
Tegning monteringsæt for bremsebakker	1479
Tegning bremsetromler	1503
Mål på bremsekiver	1527
Omsætningsliste WVA	1571
Tekniske oversættelser	1601
Sådan anvendes K23-F	1631

SV Innehållsförteckning

Bromsvätska	8
Nya artiklar	15
Utbytta artiklar	23
Fordonsregister	25
Fordonsanvändningar	33
Avbildningar skivbromsbelägg	1029
Avbildningar bromsbelägg monteringssets	1373
Avbildningar varningskontakter	1395
Avbildningar trumbromsbackar	1449
Avbildningar trumbromsbackar monteringsseter	1479
Avbildningar bromstrummor	1503
Dimensioner bromskivor	1527
Jämförelselista WVA	1571
Tekniska översättningar	1601
Så använder du K23-F	1631

HU Tartalomjegyzék

Fékfolyadék	8
Új termékek	15
Helyettesített alkatrészek	23
Járműlista	25
Járműalkalmazások	33
Ábrák - betétek tárcsafékhez	1029
Ábrák - fékbetét-szerelőkészletek	1373
Ábrák figyelmeztető érintkező	1395
Ábrák - fékpofa dobfékhez	1449
Ábrák - dobfékpofa-szerelőkészletek	1479
Ábrák - fékdobok	1503
Féktárcsák méretei	1527
WVA összehasonlító lista	1571
Műszaki fordítás	1601
How to use the K23-F	1631

PT Índice

Líquido para travões	8
Novo artigos	15
Artigos substituídos	23
Registo automóvel	25
Utilizações do veículo	33
Figuras Calços do travão de disco	1029
Figuras Kits de instalação do calço do travão de disco	1373
Figuras avisador de desgaste	1395
Figuras Calços de travão de tambor	1449
Figuras Kits de instalação de calços de travões de tambor	1479
Figuras Tambores do travão	1503
Dimensões dos discos dos travões	1527
Lista de comparação WVA	1571
Glossário técnico	1601
Como utilizar o K23-F	1631

RU Содержание

Тормозная жидкость	8
Новые позиции	15
Замененные номера	23
Перечень автомобилей	25
Применение в автомобилях	33
Рисунки дисковых тормозных колодок	1029
Изображения монтажных комплектов для тормозных накладок	1373
Изображение контактных предупредительного сигнала	1395
Рисунки барабанных колодок	1449
Изображения монтажных комплектов барабанных колодок	1479
Рисунки тормозных барабанов	1503
Размеры тормозных дисков	1527
Сравнительный перечень номеров WVA	1571
Перевод технических терминов	1601
Как пользоваться каталогом K23-F	1631

CZ Obsah

Brzdová kapalina	8
Nové výrobky	15
Nahrazené výrobky	23
Rejstřík vozidel	25
Použití vozidel	33
Zobrazení obložení kotoučových brzd	1029
Zobrazení vestavných sad brzdového obložení	1373
Zobrazení kontaktů indikátoru opotřebení	1395
Zobrazení čelistí bubnových brzd	1449
Zobrazení vestavných sad čelistí bubnových brzd	1479
Zobrazení brzdových bubnů	1503
Rozměry brzdových kotoučů	1527
Porovnávací seznam čísel	1571
Technické překlady	1601
Jak používat K23-F	1631

PL Spis treści

Płyn hamulcowy	8
Nowe artykuły	15
Artykuły zastąpione	23
Indeks pojazdów	25
Zastosowania pojazdów	33
Rysunki okładzin hamulców tarczowych	1029
Rysunki zestawów montażowych szczęk hamulca bębnowego	1373
Rysunki styki ostrzegawcze	1395
Rysunki szczęk hamulca bębnowego	1449
Rysunki zestawów montażowych szczęk hamulca bębnowego	1479
Rysunki bębnow hamulcowych	1503
Wymiary tarcz hamulcowych	1527
Lista porównawcza numerów WVA	1571
Tłumaczenia techniczne	1601
Tak należy korzystać z K23-F	1631

EL Πίνακας περιεχομένων

Υγρό φρένων	8
Νέο προϊόν	15
Αντικατεστημένοι αριθμοί	23
Κατάλογος οχημάτων	25
Χρήσεις οχημάτων	33
Εικόνες τακακιών δισκόφρενων	1029
Εικόνες σετ τοποθέτησης τακακιών φρένων	1373
Εικόνες επαφών προειδοποίησης	1395
Εικόνες σετ τοποθέτησης σιαγόνων ταίπουρων φρένων	1479
Εικόνες τιμπάνων πέδησης	1503
φιαστάσεις δίσκων φρένων	1527
Λίστα σύγκρισης αριθμών WVA	1571
Τεχνικές μεταφράσεις	1601
Έτσι χρησιμοποιείτε τον K23-F	1631

TR İçindekiler

Fren sıvısı	8
Yeni ürün	15
Değiştirilen ürün	23
Araç kaydı	25
Araç kullanımları	33
Fren disk kaplaması resimleri	1029
Fren kaplaması montaj takımları resimleri	1373
İkaz kontaklı resimleri	1395
Fren pabuçları resimleri	1449
TBB montaj takımları resimleri	1479
Fren kampanası resimleri	1503
Fren disk ölçümleri	1527
Karşılaştırma listesi WVA	1571
Teknik çeviriler	1601
K23-F'i Broşürünü Nasıl Kullanacaksınız	1631

ZH 目录

制动液	8
新件	15
替代件	23
汽吹登端翻	25
汽吹用户	33
制动摩擦片图片	1029
制动摩擦片——安群组件图片	1373
警示触点的图	1395
制动渐缴棍图片	1449
制动渐缴棍安群组件图片	1479
制动渐图片	1503
制动盘测测	1527
对比清单WVA	1571
技术翻	1601
这样使用 K23-F	1631

JA 目次

ブレーキフルード	8
新商品	15
呢充商品	23
然商索引	25
然商利用方法	33
図版 ブレーキパッド組み込みキット	1029
図版 ブレーキパッド組み込みキット	1373
図:ウエアインジケーター	1395
図版 ドラムブレーキシュー	1449
図版 TBB組み込みキット	1479
図版 ブレーキドラム	1503
寸法 ブレーキディスク	1527
WVA比峰	1571
テクニカルトランスミッション	1601
カタログNo.23のご利用法	1631

AR الفهرس

8	زيت المكابح
15	المنتجات الجديدة
23	المنتجات المعوّضة
25	سجل العربّة
33	إستعمالات العربّة
1029	صور مزلفات المكبح القرصى
1373	صور طواقم ترأيب مزلفات المكابح
1395	صور تماس جهاز الإندلر
1449	صور فكّي المكبح الطبلي
1479	صور طواقم الترابف لفكّي المكبح الطبلي
1503	صورطبلات المكبح
1527	مقاييس أقراص المكابح
1571	قائمة المقارنة WVA
1601	الترجمات التقنية
1631	طريقة استعمال الكتالوج K23-F



Modernste Technologie, bestechende Optik

Latest technology, striking look



Herausragende Optik, breites Sortiment, höchste Qualität – ATE bietet Ihnen mit seinen Brems Scheiben:

- Das derzeit größte Programm an beschichteten Brems Scheiben.
- Modernste Technologie durch hochgekoht (z. B. GG 25 HC-) Brems Scheiben.
- Rostfreie Ausführung durch Beschichtung aus umweltverträglichem Material.
- Auch nach dem Einbau bleiben beschichtete Bereiche rostfrei.
- Attraktives Design, insbesondere auf Alufelgen.

Ihr Nutzen:

Höchste Qualität in einem neuen, dauerhaft rostfreiem Look.

Outstanding appearance, wide range, top-quality – ATE's brake discs offer you:

- The largest range of coated brake discs available at present.
- The latest technology through high-carbon brake discs (e.g. GG 25 HC discs).
- Non-rusting through coating with environmentally compatible material.
- Coated areas remain free from rust even after installation.
- Attractive design, particularly on aluminum wheel rims.

Your benefit:

Top-quality with a new, permanently non-rusting look.

Bremsscheiben von ATE – eine runde Sache

Brake discs from ATE – good all round

Schon auf den ersten Blick besonders – Brems-scheiben von ATE

- Kein Bremsenrubbeln.
- Geringste Fertigungstoleranzen.
- Auswuchtung belüfteter Brems-scheiben.
- Breites Programm an Brems-scheiben inklusive Befestigungsschrauben.
- Keine aufwendige Umstellung Ihrer internen Systeme durch gleiche Artikelnummern von unbeschichteten und beschichteten Brems-scheiben.
- Komplettlösungen über die Brems-scheibe hinaus.



INNOVATION INSIDE:

Mit diesem Symbol sind die ATE Verpackungen für die beschichteten Brems-scheiben gekennzeichnet.

Special, even at first glance – brake discs from ATE

- No brake judder.
- Very tight manufacturing tolerances.
- Balancing of ventilated brake discs.
- Wide range of brake discs, including fastening screws.
- No complicated changes to your internal systems due to identical item numbers of uncoated and coated brake discs.
- Complete solutions above and beyond brake discs.



INNOVATION INSIDE:

This symbol identifies the ATE packaging for the coated brake discs.

Ihr Nutzen:

Hochgekohte Scheiben mit zusätzlicher Legierung – als Systemlieferant mit OE-Kompetenz bietet ATE auch für den Aftermarket perfekte Lösungen.

Your benefit:

high-carbon discs with additional alloying – as a system supplier with OE expertise, ATE also offers ideal solutions for the aftermarket.

Überzeugende Materialmischungen, überzeugende Technik – Bremsbeläge von ATE

- Marktabdeckung von über 95 % in Europa.
- Regelmäßig in der Spitze bei härtesten Prüfverfahren (E1 bei der ECE-Norm).
- Hochentwickelte Materialmischung für optimales Reibwertverhalten.
- Keine Fadinggefahr und volle Bremsleistung von Anfang an durch Scorching.
- Kein Bremsenquietschen durch den Einsatz von Underlayers.
- Geringe Lagerhaltungskosten durch abverkaufstarke Produkte.
- Einfache Rückverfolgung im Produkthaftungsfall.
- Auf Wunsch Komplettlieferung inklusive Bremsbelagzubehör.

Remarkable material mixtures, remarkable technology – brake pads from ATE

- A market coverage of more than 95 % in Europe.
- Regularly comes out top in the toughest test procedures. ATE products have always been tested according to the standard for OEMs – a standard which meets the toughest safety requirements and which exceeds the ECE test requirements by far.
- Sophisticated material mixture for optimum friction performance.
- No risk of fading, and full braking performance from the beginning all the way to scorching.
- No brake squeal thanks to the use of underlayers.
- Low inventory maintenance costs thanks to top-selling products.
- Simple tracing in the event of product liability.
- Total supply, including brake pad accessories, available if required.



ATE Ceramic Bremsbeläge

ATE Ceramic brake pads



Glanzleistung beim Bremsen

ATE Ceramic lautet die Lösung von Continental für staubarmes, material- und umweltschonendes Bremsen. Das Geheimnis der Bremsbeläge liegt in der innovativen Bremsbelagmischung. Sie erzeugt beim Bremsen einen sogenannten Transferfilm auf der Bremsscheibe. Dieser schützt die Bremsscheibe vor übermäßigem Abrieb. Das Ergebnis: weniger Bremsstaub, mehr Komfort, weniger Verschleiß.

Weniger Bremsstaub, bessere Optik

Im Vergleich zum Einsatz konventioneller Bremsbeläge müssen die Felgen wesentlich seltener gereinigt werden. Das spart nicht nur Zeit und senkt den Verbrauch teurer und umweltbelastender Felgenreiniger, sondern sorgt auch für beste Aussichten: Die Felgen erstrahlen länger in ihrem Glanz.

Weniger Verschleiß, geringere Kosten

Umfangreiche Vergleichstests unter harten Alltagsbedingungen haben gezeigt, dass ATE Ceramic Bremsbeläge im Vergleich zu Standardbremsbelägen deutlich weniger verschleßen. Sie verlängern auch wesentlich die Lebensdauer der Bremsscheiben. Der geringere Abrieb senkt die Reparaturkosten und schont den Geldbeutel des Autofahrers.

Exceptional braking performance

ATE Ceramic is Continental's solution for low-dust, resource-saving and environmentally friendly braking. The secret of the brake pads lies in the innovative brake pad compound. During braking it produces a transfer film on the brake disc. This protects the brake disc from excessive wear. The result: less brake dust, more braking comfort, less wear.

Less brake dust, better appearance

The rims have to be cleaned much less frequently than with conventional brake pads. This doesn't just save time and lower the consumption of expensive and environmentally harmful rim cleaning agents, but also improves appearance: the rims remain shiny and clean longer.

Less wear, lower costs

Extensive comparative tests under tough everyday operating conditions have shown that ATE Ceramic brake pads wear significantly less than standard brake pads. They also significantly extend the service life of the brake discs. This reduction in wear reduces repair costs and saves drivers money.

Staubarm – Langlebig – Komfortabel

Low dust – long-life – comfortable



ATE Ceramic Bremsbeläge lassen Ihre Felgen besser aussehen.

Die staubarme Arbeitsweise der ATE Ceramic Bremsbeläge lässt wertvolle Felgen lange gut aussehen. Der geringe Materialverschleiß erhöht die Lebensdauer von Belag und Scheibe und verbessert außerdem den Bremskomfort. Kurzum: mehr Vorteile durch weniger Abrieb.

ATE Ceramic brake pads help your rims look better

The ATE Ceramic brake pads' low-dust function helps valuable rims look better longer. The low wear on the material increases the lifespan of the pads and discs and additionally improves braking comfort. In short: more advantages through less wear.

Ursachen und Auswirkungen der Staubentstehung

Die Fahrzeugbremse wandelt Bewegungsenergie durch Reibung in Wärme um. Dabei entsteht Verschleiß. Deutlich erkennbar ist dieser an dem schwarzen Staub, der sich vor allem an den Felgen absetzt und dort unschöne Spuren hinterlässt. Das ist nicht nur ärgerlich für Autofahrer, die großen Wert auf eine gepflegte Erscheinung ihres Fahrzeugs legen, Bremsstaub belastet auch die Umwelt.

ATE Ceramic Bremsbeläge basieren auf einer neuen Materialmischung, die gegenüber herkömmlichen Mischungen fast keinen Abrieb mehr erzeugt.

Die Vorzüge der ATE Ceramic Belagtechnologie auf einen Blick:

- Staubarm
- Langlebig
- Komfortabel

Felgen behalten damit ihren Glanz, und die Lebensdauer der Bremsscheiben verlängert sich nachhaltig.

ATE Ceramic Bremsbeläge sind für zahlreiche Modelle unterschiedlicher Hersteller verfügbar. Weitere Informationen finden Sie auf: www.ate-ceramic.de



Causes and effects of dust creation

Vehicle brakes convert kinetic energy into heat through friction. This results in wear. A clear indication of this wear is the black dust which accumulates predominantly on the rims, leaving behind unsightly marks. This is not just inconvenient for vehicle owners who place high value on the appearance of their vehicle – brake dust is also harmful to the environment.

ATE Ceramic brake pads are based on a new material compound which produces almost no wear debris compared to conventional compounds.

The benefits of the ATE Ceramic pad technology at a glance:

- Low dust
- Long life
- Braking comfort

This ensures that rims stay shiny and the service life of the brake discs is sustainably extended.

ATE Ceramic brake pads are available for numerous vehicle models from various manufacturers. Find more information at: www.ate-ceramic.de



Die richtige Wahl für mehr Sicherheit

The right choice for greater safety

ATE bietet Ihnen die richtige Bremsflüssigkeit für jede Anforderung und Gebindegröße:
ATE has the right brake fluid for you, whatever the requirement or container size:

	Bremsflüssigkeit/ Brake fluid	Siedepunkt mind./ Minimum boiling point	Nass-Siede- punkt mind./ Mi- nimum wet boiling point	Viskosität bei -40 °C/ Viscosity at -40 °C	Wechsel- intervall/ Replacement interval
Für Fahrzeugbaujahre bis ca. 1990/ For vehicles built up to around 1990	 <p>ATE G DOT 3 Unsere Traditionsreiche! Steeped in tradition!</p>	245 °C	150 °C	max. 1.500 mm ² /s	bis 1 Jahr up to 1 year
	 <p>ATE SL DOT 4 Millionenfach bewährte DOT 4- Qualität DOT 4 quality, proven a million times over</p>	260 °C	165 °C	max. 1.400 mm ² /s	bis 1 Jahr up to 1 year
Für Fahrzeugbaujahre ab ca. 1990/ For vehicles built from around 1990	 <p>ATE SL.6 DOT 4, ISO CLASS 6 Niedrigviskose Flüssigkeit, ersetzt die Super DOT 4, für elektronische Bremssysteme Low-viscosity fluid that replaces Super DOT 4, for electronic bra- king systems</p>	265 °C	175 °C	max. 700 mm ² /s	bis 2 Jahre up to 2 years
	 <p>ATE TYPE 200 DOT 4 The new racing quality Minimaler Siedepunkt- abfall durch hervorragendes Wasser- bindungsvermögen Minimum fall-off in boiling point thanks to outstanding water- binding capacity</p>	280 °C	198 °C	max. 1.400 mm ² /s	bis 3 Jahre up to 3 years

Zur Erhaltung der Funktionssicherheit der Bremsanlage muss Bremsflüssigkeit entsprechend der vom Fahrzeughersteller vorgegebenen Qualität und den Wechselintervallen gewechselt werden. Weitere Details erhalten Sie im Internet unter www.ate.de
 To maintain the operational reliability and safety of the brake system, you must change the brake fluid in accordance with the vehicle manufacturers' recommendations on quality and replacement intervals. You will find more details on the Internet under www.ate.de

Bremsflüssigkeiten für jeden Bedarf

Brake fluids for every need

Typ Type	ATE Sachnummer ATE partnumber	EAN-Nr. 4006633 EAN-No. 4006633	Gebinde Container size	Paletteneinheit* Pallet units*	
G	SAE Spezifikation J1703-FMVSS 116/DOT 3	705302 03.9901-5302.2/02	10199 8	1l	D
		705303 03.9901-5303.2/02	10201 8	5l	F
		größere Gebinde auf Anfrage - Bigger container sizes on demand			
SL	SAE Spezifikation J1704-FMVSS 116/DOT 4	705808 03.9901-5808.2/02	49000 9	1/4l	A
		705801 03.9901-5801.2/02	49001 6	1/2l	B
		705802 03.9901-5802.2/02	49002 3	1l	D
		705803 03.9901-5803.2/02	49003 0	5l	F
		705811 03.9901-5811.2/02	29907 7	20l	R
		705820 03.9901-5820.2/01	10824 9	30l	H
		705814 03.9901-5814.2/01	10366 4	50l	P
		705805 03.9901-5805.2/01	49005 4	200l	S
		706408 03.9901-6408.2/02	22762 9	1/4l	A
		706402 03.9901-6402.2/02	20746 1	1l	D
SL.6 NEW	SAE Spezifikation J1704-FMVSS 116/DOT 4 ISO Klasse 6 - niedrigviskos	706403 03.9901-6403.2/02	20748 5	5l	F
		706411 03.9901-6411.2/02	20750 8	20l	R
		706420 03.9901-6420.2/02	23120 6	30l	H
		706414 03.9901-6414.2/02	23005 6	50l	P
		706405 03.9901-6405.2/02	23121 3	200l	S
		706202 03.9901-6202.2/02	10825 6	1l	D
		706203 03.9901-6203.2/02	12166 8	5l	F
		706220 03.9901-6220.2/01	12780 6	30l	H
		706214 03.9901-6214.2/01	12779 0	50l	P
		706205 03.9901-6205.2/01	12778 3	200l	S
TYP 200 New racing quality	SAE Spezifikation J1704-FMVSS 116/DOT 4	706020 03.9901-6020.2/01	14544 2	30l	H
		706005 03.9901-6005.2/01	07769 9	200l	S
		700009 03.9902-0501.2/02	13536 8	180 g	L
		700010 03.9902-0503.2/01	13532 0	5 kg	K
		700011 03.9902-0504.2/01	13530 6	40 kg	P
		700002 03.9902-0116.2/02	10374 9	5 l	F
		700014 03.9902-1001.2/02	05176 7	35 ml	I
		700015 03.9902-1002.2/02	05184 2	75 ml	J
		740169 03.9302-1474.1/01	07782 8	25 l	S
		760070 03.9314-5940.3/01	07786 6	1 St.	S
SUPER DOT 4	SAE Spezifikation J1704-FMVSS 116/DOT 4	760153 03.9314-5960.3/02	30855 7	1 St.	S
ATE Bremszylinder-Paste ATE Brake Cylinder Paste					
ATE Prüfflüssigkeit ATE Testing Fluid					
ATE plastilube™					
ATE Leerkanne ATE neutral empty container					
Ausgiesser für 5-l-Kanne Spout for 5l container					
Kannen-Auslass-Hahn für 5-l-und 20-l-Kanne Tap for 5l and 20l tin					

*Paletteneinheit:

A	= 1.728 Kannen je Palette	(24 Kannen je Karton)
B	= 1.200 Kannen je Palette	(20 Kannen je Karton)
D	= 600 Kannen je Palette	(10 Kannen je Karton)
E	= 360 Kannen je Palette	(10 Kannen je Karton)
F	= 144 Kannen je Palette	(4 Kannen je Karton)
G	= 50 Kannen je Palette	
H	= 22 Kannen je Palette	
I	= 5.040 Tuben je Palette	(24 Tuben je Karton)
J	= 1.728 Tuben je Palette	(12 Tuben je Karton)
K	= 60 Eimer je Palette	
L	= 1.800 Tuben je Palette	(40 Tuben je Karton)
M	= 18 Kannen je Palette	
N	= 300 Kannen je Palette	(10 Kannen je Karton)
O	= 64 Kannen je Palette	(4 Kannen je Karton)
P	= 12 Kannen je Palette	
R	= 36 Kannen je Palette	
S	= 1 Stück	

*Pallet units:

A	= 1.728 containers per pallet	(24 containers per box)
B	= 1.200 containers per pallet	(20 containers per box)
D	= 600 containers per pallet	(10 containers per box)
E	= 360 containers per pallet	(10 containers per box)
F	= 144 containers per pallet	(4 containers per box)
G	= 50 containers per pallet	
H	= 22 containers per pallet	
I	= 5.040 tubes per pallet	(24 tubes per box)
J	= 1.728 tubes per pallet	(12 tubes per box)
K	= 60 buckets per pallet	
L	= 1.800 tubes per pallet	(40 tubes per box)
M	= 18 containers per pallet	
N	= 300 containers per pallet	(10 tubes per box)
O	= 64 containers per pallet	(4 containers per box)
P	= 12 containers per pallet	
R	= 36 containers per pallet	
S	= 1 piece	

Bremsen-Servicegeräte und Werkzeug

Brake service equipment and tools

Um Werkstätten sicheres und professionelles Arbeiten rund um die Bremse zu ermöglichen, bietet ATE zudem ein breites Sortiment an Prüfgeräten und Spezialwerkzeugen an. Es reicht von qualitativ hochwertigen Bremsenwerkzeugen für den täglichen Gebrauch bis hin zu komplexen Prüfgeräten für Service- und Diagnosearbeiten.

To enable garages to perform safe and professional work on any aspect of brake systems, ATE also offers a wide range of testing equipment and special tools. Its scope covers high quality brake tools for everyday use as well as sophisticated testing equipment for servicing and diagnostics work.

Neue Produkteigenschaften

New product features



Der mobile Bremsflüssigkeitstester mit Drucker

ATE BFT 320P in Kürze:

Der ATE BFT 320P ermöglicht durch direktes und laborgenaues Messen der Siedetemperatur eine sichere Aussage über den Zustand der Bremsflüssigkeit. Bei diesem Vorgang wird die Bremsflüssigkeit durch Aufkochen bis zum Siedepunkt erhitzt. Die dabei ermittelte Temperatur wird in Grad Celsius angezeigt. Zusätzlich zu dieser Messung ist es ratsam, die Bremsflüssigkeit einer Sichtkontrolle zu unterziehen. Bei zu hohem Verschmutzungsgrad muss sie ebenfalls gewechselt werden.

The mobile brake fluid tester and printer

ATE BFT 320P in brief:

The ATE BFT 320P measures the boiling temperature of brake fluid directly and with laboratory precision, providing an accurate assessment of its state. In this process, the brake fluid is heated up to boiling point. The boiling point temperature that has been found is displayed in degrees Celsius. Besides measuring the temperature, you are also advised to check the brake fluid visually. If it is too dirty, it must also be changed.

Spezialwerkzeuge für den professionellen Bremsservice Special tools for professional brake servicing



Neue Produkteigenschaften
New product features

ATE FB 30^{SR} in Kürze:

Das neue ATE FB 30^{SR} setzt Maßstäbe bei den Bremsenentlüftungsgeräten. Durch die elektronische Druckregelung (EDR) mit vorgegebenen Druckstufen nach Fahrzeugherstellervorgaben, die integrierte Absaugvorrichtung sowie die drei Signalleuchten wird der Bremsflüssigkeitswechsel und das Entlüften der Bremsanlage noch professioneller und sicherer. Das neue Fahrgestell mit vier Rädern, davon zwei Lenkrollen und der verbesserte Handgriff machen das neue FB 30^{SR} noch bedienungsfreundlicher.

www.ate.de



Weitere Informationen zu den Werkzeugen gibt es im ATE Online Werkzeugkatalog unter www.ate-info.de oder bei Ihrem ATE Fachhändler.

ATE FB 30^{SR} in brief:

The ATE FB 30^{SR} was specially developed for modern, low-viscosity brake fluids with a view to ensuring absolute safety and ease of use. Thanks to its switched-mode power pack and countryspecific power cable, the FB 30^{SR} can be used anywhere in the world with all usual power supply voltages. The power cables are plugged securely into the FB 30^{SR} by means an IEC power plug that can be locked in position and are available as accessories. The FB 30^{SR} is supplied with a power cable and earthed plug.

www.ate-brakes.com



Further information about the tools can be found in the ATE online tool catalogue at www.ate-info.de or from your specialist ATE dealer.

Feldübergreifende Sicherheit

Safety across the board



Qualität benötigt professionellen Schutz

ATE setzt auf Produktverpackungen bereits seit Jahren erfolgreich ein zweistufiges Sicherheitsetikett ein, das eine eindeutige Identifizierung von Original ATE Produkten ermöglicht.

Die erste Stufe des Sicherheitsetiketts stellt der tesa Priospot® dar. Die Holografie-Technik mit verschiedenen Prüf- und Sicherheitsmechanismen ist nicht zu fälschen und schützt somit sogar das Etikett selbst vor Nachahmern. Mit dem tesa Priospot® wurden die Merkmale des tesa Holospot® – der weiterhin im Markt verfügbar ist und nach wie vor höchste Sicherheit bietet – noch weiter entwickelt.

Quality requires professional protection

ATE has for years been affixing a two-stage safety label on its product packaging with great success as it permits a clear identification of original ATE products.

The first stage of the safety label is the tesa Priospot®. This holographic technology with a variety of checking and security mechanisms is forgery-proof and protects even the label itself from imitations. With the tesa Priospot®, the features of the tesa Holospot® – still available on the market and still providing the highest level of security – were further enhanced.

Produkt- und Markenschutz

Product and trademark protection

Die zweite Stufe ist ein DataMatrix Code, genannt MAPP Code. Die vier letzten Ziffern dieses MAPP Codes werden immer auch im Holo- bzw. Priospot dargestellt – für ein Höchstmaß an Sicherheit. Der Code kann per Scanner oder durch manuelle Eingabe auf der ATE Website überprüft werden und zeigt sofort an, ob es sich bei dem Produkt um ein Originalteil handelt. Außerdem ist die Abfrage per Mobiltelefon in Verbindung mit entsprechender Software wie der ATE App möglich.

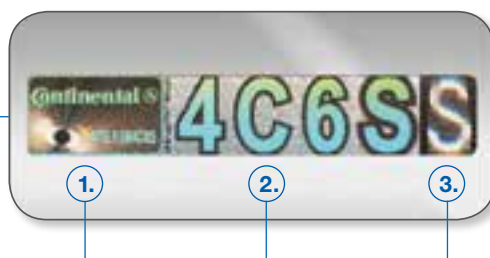
The second stage is a DataMatrix code, called the MAPP code. The last four characters of this MAPP code are always imaged in the HoloSpot/Priospot – for maximum security. The code can be checked by scanner or by manual entry at the ATE Website and indicates immediately whether the product is an original part. An inquiry can also be made by a mobile phone in conjunction with suitable software such as the ATE app.



tesa HoloSpot®



tesa Priospot®



1. Hochauflösende HDI Grafik & Micro Code
Identifizierung mit einfacher Lupe.

1. High definition HDI graphics & Micro Code
Identification with a simple magnifier.

2. Serien Code

Findet sich in den letzten 4 Ziffern des MAPP Codes wieder. Identifizierung mit bloßem Auge.

2. Series code

Found in the last four characters of the MAPP code. Identification with the naked eye.

3. Moving Code

Wiederholt die letzte Stelle des Sicherheitscodes. Identifizierung mit bloßem Auge.

3. Moving Code

Repeats the last digit of the security code. Identification with the naked eye.



MAPP Code

Die letzten vier Ziffern entsprechen dem Serien Code des Holo- bzw. Priospots.

MAPP Code

The last four characters match the series code of the HoloSpot/Priospot.

Wir lieben Oldies

We like oldies

In dem Ihnen vorliegenden Katalog befinden sich keine ATE Classic Artikel. Weitere Informationen, sowie den ATE Classic Katalog finden Sie unter: www.ate-classic.de

There are no ATE Classic products in this catalogue. For more information and the ATE Classic catalogue visit: www.ate-classic.de



Old- und Youngtimer wecken Emotionen. Sie werden liebevoll restauriert und gepflegt. Denn sie sollen ihren Besitzern möglichst lange erhalten bleiben. Neben dem optischen Anspruch sollen sie natürlich auch sicher im Straßenverkehr unterwegs sein. Hierzu brauchen sie vor allem intakte Bremsen.

Classic cars touch our emotions. They are lovingly restored and cared for. Their owners want to keep them in good condition for as long as possible. In addition to looking right they must, of course, also be safe on the roads. Above all, this means that brakes must be working properly.

ATE Classic: Vorteile im Überblick

- Umfangreiches Produktprogramm – speziell für Pkw und Nutzfahrzeuge, die älter sind als 20 Jahre
- Übersichtlicher ATE Classic Katalog
- Schnelle Lieferung der im Katalog gelisteten Ersatzteile über den Fachhandel
- Verfügbarkeit des ATE Classic Programms in elektronischen Teilekatalogen (TecDoc)
- Sichere und originalgetreue Bremsenreparatur dank ATE Bremserersatzteilen in OE-Qualität
- Beratung über technisch gleichwertige Alternativen
- Hilfestellung beim Beschaffen vergriffener Ersatzteile
- Stärkt die Klassik-Kompetenz von Handel und Kfz-Werkstätten und öffnet den Zugang zu neuen Kundengruppen

ATE Classic: Overview of benefits

- Comprehensive product range – especially for cars and commercial vehicles over 20 years old
- ATE Classic catalogue in clearly arranged format
- Fast delivery of spare parts listed in the catalogue through specialist retailers
- Availability of ATE Classic range in electronic parts catalogs (TecDoc)
- Safe and true-to-original brake repairs with ATE spare brake parts in OE quality.
- Advice about alternatives meeting the same technical standards
- Help obtaining spare parts that are no longer generally available
- Reinforces the expertise with classic cars at dealers and motor-vehicle garages, and opens up access to new customer groups



- ① D Neue Artikel
- ① EN New parts
- ① FR Nouvelles références
- ① IT Codici nuovi
- ① ES Nuevas referencias
- ① NL Nieuwe artikelen
- ① DA Nye artikler
- ① SV Nya artiklar
- ① HU Új termékek
- ① PT Novo artigos
- ① RU Новые позиции
- ① CZ Nové výrobky
- ① PL Nowe artykuły
- ① EL Νέο προϊόν
- ① TR Yeni ürün
- ① ZH 新件
- ① JA 新商品
- ① AR المنتجات الجديدة

Neue Artikel

New parts - Codici nuovi - Nouvelles références - Nuevas referencias



03.0137-0516.2	650516	KIA	PICANTO (TA) (11-)
03.0137-3034.2	653034	VOLVO	XC90 (02-14)
03.0137-3037.2	653037	CHRYSLER	VOYAGER (GS) (95-01)
03.0137-3037.2	653037	CHRYSLER	VOYAGER (RG) (00-08)
03.0137-3038.2	653038	KIA	CARENS III (06-13)
03.0137-3041.2	653041	INFINITI	FX/QX70 (S51) (08-)
03.0137-3041.2	653041	INFINITI	M/Q70 (Y51) (10-)
03.0137-3041.2	653041	NISSAN	GT-R (R35) (09-)
03.0137-3041.2	653041	NISSAN	MURANO (Z51) (07-)
03.0137-3045.2	653045	SUBARU	FORESTER (13-)
03.0137-3045.2	653045	SUBARU	IMPREZA (GP) (11-)
03.0137-3045.2	653045	SUBARU	XV (12-)
03.0137-3046.2	653046	SUZUKI	GRAND VITARA (05-)
03.0137-4019.2	654019	HONDA	ACCORD IX Limousine (08-)
03.0137-4019.2	654019	HONDA	ACCORD IX Kombi (08-)
03.0137-9314.2	669314	CHEVROLET	SPARK (10-)
03.0137-9700.2	669700	BMW	1er Reihe/E81/E87 Limousine (04-11)
03.0137-9700.2	669700	BMW	1er Reihe/E82 Coupe (07-13)
03.0137-9700.2	669700	BMW	1er Reihe/E88 Cabrio (08-13)
03.0137-9700.2	669700	BMW	3er Reihe/E46 Limousine (98-05)
03.0137-9700.2	669700	BMW	3er Reihe/E46 Touring (99-05)
03.0137-9700.2	669700	BMW	3er Reihe/E46 Coupe (99-06)
03.0137-9700.2	669700	BMW	3er Reihe/E46 Cabrio (00-06)
03.0137-9700.2	669700	BMW	3er Reihe/E90 Limousine (05-12)
03.0137-9700.2	669700	BMW	3er Reihe/E91 Touring (05-12)
03.0137-9700.2	669700	BMW	3er Reihe/E92 Coupe (06-13)
03.0137-9700.2	669700	BMW	3er Reihe/E93 Cabrio (07-13)
03.0137-9700.2	669700	BMW	3er Reihe/F30 Limousine (11-)
03.0137-9700.2	669700	BMW	3er Reihe/F31 Touring (12-)
03.0137-9700.2	669700	BMW	3er Reihe/F34 GT (13-)
03.0137-9700.2	669700	BMW	4er Reihe/F32 Coupe (13-)
03.0137-9700.2	669700	BMW	4er Reihe/F33 Cabrio (14-)
03.0137-9700.2	669700	BMW	4er Reihe/F36 Gran Coupe (14-)
03.0137-9700.2	669700	BMW	5er Reihe/E39 (96-03)
03.0137-9700.2	669700	BMW	X1/E84 (09-)
03.0137-9700.2	669700	BMW	X5/F15 (13-)
03.0137-9700.2	669700	BMW	X6/F16 (14-)
03.0137-9701.2	669701	BMW	1er Reihe/E81/E87 Limousine (04-11)
03.0137-9701.2	669701	BMW	1er Reihe/E82 Coupe (07-13)
03.0137-9701.2	669701	BMW	1er Reihe/E88 Cabrio (08-13)
03.0137-9701.2	669701	BMW	1er Reihe/F20/F21 Limousine (11-)
03.0137-9701.2	669701	BMW	2er Reihe/F22 Coupe (13-)
03.0137-9701.2	669701	BMW	2er Reihe/F23 Cabrio (14-)
03.0137-9701.2	669701	BMW	3er Reihe/E46 Limousine (98-05)
03.0137-9701.2	669701	BMW	3er Reihe/E46 Touring (99-05)
03.0137-9701.2	669701	BMW	3er Reihe/E46 Coupe (99-06)
03.0137-9701.2	669701	BMW	3er Reihe/E46 Cabrio (00-06)
03.0137-9701.2	669701	BMW	3er Reihe/E46 Compact (01-05)
03.0137-9701.2	669701	BMW	3er Reihe/E90 Limousine (05-12)
03.0137-9701.2	669701	BMW	3er Reihe/E91 Touring (05-12)
03.0137-9701.2	669701	BMW	3er Reihe/E92 Coupe (06-13)
03.0137-9701.2	669701	BMW	3er Reihe/E93 Cabrio (07-13)
03.0137-9701.2	669701	BMW	3er Reihe/F30 Limousine (11-)
03.0137-9701.2	669701	BMW	3er Reihe/F31 Touring (12-)
03.0137-9701.2	669701	BMW	4er Reihe/F32 Coupe (13-)



03.0137-9701.2	669701	BMW	4er Reihe/F33 Cabrio (14-)
03.0137-9701.2	669701	BMW	4er Reihe/F36 Gran Coupe (14-)
03.0137-9701.2	669701	BMW	Z4 Roadster/E85 (03-08)
03.0137-9701.2	669701	BMW	Z4 Coupe/E86 (06-08)
03.0137-9702.2	669702	BMW	1er Reihe/E81/E87 Limousine (04-11)
03.0137-9702.2	669702	BMW	1er Reihe/E82 Coupe (07-13)
03.0137-9702.2	669702	BMW	1er Reihe/E88 Cabrio (08-13)
03.0137-9702.2	669702	BMW	1er Reihe/F20/F21 Limousine (11-)
03.0137-9702.2	669702	BMW	2er Reihe/F22 Coupe (13-)
03.0137-9702.2	669702	BMW	2er Reihe/F23 Cabrio (14-)
03.0137-9702.2	669702	BMW	3er Reihe/E46 Limousine (98-05)
03.0137-9702.2	669702	BMW	3er Reihe/E46 Touring (99-05)
03.0137-9702.2	669702	BMW	3er Reihe/E46 Coupe (99-06)
03.0137-9702.2	669702	BMW	3er Reihe/E46 Cabrio (00-06)
03.0137-9702.2	669702	BMW	3er Reihe/E46 Compact (01-05)
03.0137-9702.2	669702	BMW	3er Reihe/E90 Limousine (05-12)
03.0137-9702.2	669702	BMW	3er Reihe/E91 Touring (05-12)
03.0137-9702.2	669702	BMW	3er Reihe/E92 Coupe (06-13)
03.0137-9702.2	669702	BMW	3er Reihe/E93 Cabrio (07-13)
03.0137-9702.2	669702	BMW	3er Reihe/F30 Limousine (11-)
03.0137-9702.2	669702	BMW	3er Reihe/F31 Touring (12-)
03.0137-9702.2	669702	BMW	3er Reihe/F34 GT (13-)
03.0137-9702.2	669702	BMW	4er Reihe/F32 Coupe (13-)
03.0137-9702.2	669702	BMW	4er Reihe/F33 Cabrio (14-)
03.0137-9702.2	669702	BMW	4er Reihe/F36 Gran Coupe (14-)
03.0137-9702.2	669702	BMW	5er Reihe/E39 (96-03)
03.0137-9702.2	669702	BMW	X1/E84 (09-)
03.0137-9702.2	669702	BMW	X5/F15 (13-)
03.0137-9702.2	669702	BMW	X6/F16 (14-)
03.0137-9702.2	669702	BMW	Z4 Roadster/E85 (03-08)
03.0137-9702.2	669702	BMW	Z4 Coupe/E86 (06-08)
03.0520-4417.3	694417	HYUNDAI	GETZ (02-09)
03.0520-9620.3	699620	CITROEN	C3 II (09-)
03.0520-9620.3	699620	CITROEN	C4 CACTUS (14-)
03.0520-9620.3	699620	CITROEN	DS3 (09-)
03.0520-9620.3	699620	CITROEN	DS3 Cabrio (13-)
03.0520-9720.3	699720	CITROEN	C-ELYSEE (12-)
03.0520-9720.3	699720	PEUGEOT	208 (12-)
03.0520-9720.3	699720	PEUGEOT	301 (12-)
13.0460-0175.2	610175	ALFA ROMEO	MITO (08-)
13.0460-0239.2	610239	MERCEDES BENZ	E-Klasse (S210) Kombi (96-03)
13.0460-2743.2	602743	RENAULT	KANGOO II (KW_) (08-)
13.0460-2743.2	602743	RENAULT	KANGOO Be Bop (KW0_) (09-10)
13.0460-2743.2	602743	RENAULT	KANGOO Express/Rapid (FW_) (08-)
13.0460-2764.2	602764	AUDI	A3 / A3 Sportback (12-)
13.0460-2764.2	602764	AUDI	A3 Cabrio (13-)
13.0460-2764.2	602764	SEAT	ALHAMBRA II (10-)
13.0460-2764.2	602764	SEAT	LEON III (5F) / SC / ST (12-)
13.0460-2764.2	602764	SKODA	OCTAVIA III (5E) (12-)
13.0460-2764.2	602764	SKODA	SUPERB III (15-)
13.0460-2764.2	602764	SKODA	SUPERB III Combi (15-)
13.0460-2764.2	602764	VOLKSWAGEN	CC COUPE (11-)
13.0460-2764.2	602764	VOLKSWAGEN	GOLF VII (12-)
13.0460-2764.2	602764	VOLKSWAGEN	GOLF VII Variant (13-)
13.0460-2764.2	602764	VOLKSWAGEN	GOLF VII ALLTRACK (14-)



Neue Artikel

New parts - Codici nuovi - Nouvelles références - Nuevas referencias



13.0460-2764.2	602764	VOLKSWAGEN	PASSAT CC (08-11)
13.0460-2764.2	602764	VOLKSWAGEN	PASSAT / PASSAT VARIANT (10-14)
13.0460-2764.2	602764	VOLKSWAGEN	PASSAT ALLTRACK (12-)
13.0460-2764.2	602764	VOLKSWAGEN	PASSAT / PASSAT VARIANT (14-)
13.0460-2764.2	602764	VOLKSWAGEN	SHARAN II (10-)
13.0460-2765.2	602765	AUDI	A6 (4G2/C7) Limousine (11-)
13.0460-2765.2	602765	AUDI	A6 (4G5/C7) Avant (11-)
13.0460-2765.2	602765	AUDI	A6 Allroad (12-)
13.0460-2765.2	602765	AUDI	A7 Sportback (10-)
13.0460-2765.2	602765	AUDI	Q5 (08-)
13.0460-2767.2	602767	ALFA ROMEO	GIULIETTA (10-)
13.0460-2768.2	602768	ALFA ROMEO	GIULIETTA (10-)
13.0460-2769.2	602769	AUDI	A6 (4G2/C7) Limousine (11-)
13.0460-2769.2	602769	AUDI	A6 (4G5/C7) Avant (11-)
13.0460-2769.2	602769	AUDI	A7 Sportback (10-)
13.0460-2770.2	602770	AUDI	A4 (B8) Avant (08-)
13.0460-2770.2	602770	AUDI	A5 Cabrio (09-)
13.0460-2770.2	602770	AUDI	A6 (4G2/C7) Limousine (11-)
13.0460-2770.2	602770	AUDI	A6 (4G5/C7) Avant (11-)
13.0460-2770.2	602770	AUDI	A6 Allroad (12-)
13.0460-2770.2	602770	AUDI	A7 Sportback (10-)
13.0460-2770.2	602770	PORSCHE	MACAN (13-)
13.0460-2772.2	602772	KIA	VENGA (10-)
13.0460-2773.2	602773	AUDI	A8 (09-)
13.0460-2775.2	602775	CITROEN	C4 II Limousine (B7) (10-)
13.0460-2775.2	602775	CITROEN	DS4 (11-)
13.0460-2778.2	602778	MERCEDES BENZ	A-Klasse (W176) (12-)
13.0460-2778.2	602778	MERCEDES BENZ	B-Klasse (W246/W242) (11-)
13.0460-2779.2	602779	MERCEDES BENZ	A-Klasse (W176) (12-)
13.0460-2779.2	602779	MERCEDES BENZ	B-Klasse (W246/W242) (11-)
13.0460-2779.2	602779	MERCEDES BENZ	CLA-Klasse (C117) Coupe (13-)
13.0460-2779.2	602779	MERCEDES BENZ	CLA-Klasse (X117) Shooting Brake (15-)
13.0460-2779.2	602779	MERCEDES BENZ	GLA-Klasse (X156) (13-)
13.0460-2785.2	602785	AUDI	A3 / A3 Sportback (12-)
13.0460-2785.2	602785	AUDI	A3 Cabrio (13-)
13.0460-2785.2	602785	AUDI	TT (14-)
13.0460-2785.2	602785	SEAT	LEON III (5F) / SC / ST (12-)
13.0460-2785.2	602785	SEAT	LEON III (5F) ST X-Perience (14-)
13.0460-2785.2	602785	SKODA	OCTAVIA III (5E) (12-)
13.0460-2785.2	602785	SKODA	SUPERB III (15-)
13.0460-2785.2	602785	SKODA	SUPERB III Combi (15-)
13.0460-2785.2	602785	VOLKSWAGEN	GOLF VII (12-)
13.0460-2785.2	602785	VOLKSWAGEN	GOLF VII Variant (13-)
13.0460-2785.2	602785	VOLKSWAGEN	GOLF VII Sportsvan (14-)
13.0460-2785.2	602785	VOLKSWAGEN	GOLF VII ALLTRACK (14-)
13.0460-2785.2	602785	VOLKSWAGEN	PASSAT / PASSAT VARIANT (14-)
13.0460-2785.2	602785	VOLKSWAGEN	TOURAN II (15-)
13.0460-2786.2	602786	MERCEDES BENZ	A-Klasse (W176) (12-)
13.0460-2786.2	602786	MERCEDES BENZ	B-Klasse (W246/W242) (11-)
13.0460-2786.2	602786	MERCEDES BENZ	CLA-Klasse (C117) Coupe (13-)
13.0460-2786.2	602786	MERCEDES BENZ	CLA-Klasse (X117) Shooting Brake (15-)
13.0460-2786.2	602786	MERCEDES BENZ	GLA-Klasse (X156) (13-)
13.0460-2786.2	602786	MERCEDES BENZ	SLK-Klasse (R172) (11-)
13.0460-3865.2	603865	BMW	1er Reihe/F20/F21 Limousine (11-)
13.0460-3865.2	603865	BMW	2er Reihe/F22 Coupe (13-)



13.0460-3865.2	603865	BMW	2er Reihe/F23 Cabrio (14-)
13.0460-3866.2	603866	BMW	1er Reihe/F20/F21 Limousine (11-)
13.0460-3866.2	603866	BMW	3er Reihe/F30 Limousine (11-)
13.0460-3866.2	603866	BMW	3er Reihe/F31 Touring (12-)
13.0460-3866.2	603866	BMW	3er Reihe/F34 GT (13-)
13.0460-3866.2	603866	BMW	4er Reihe/F32 Coupe (13-)
13.0460-3866.2	603866	BMW	4er Reihe/F33 Cabrio (14-)
13.0460-3866.2	603866	BMW	4er Reihe/F36 Gran Coupe (14-)
13.0460-4854.2	604854	ALFA ROMEO	GIULIETTA (10-)
13.0460-4866.2	604866	NISSAN	CABSTAR E (F24E) (06-13)
13.0460-4866.2	604866	RENAULT	MAXITY (SHF/SHT) (06-)
13.0460-4867.2	604867	ALFA ROMEO	159 (05-11)
13.0460-4867.2	604867	ALFA ROMEO	BRERA (06-11)
13.0460-4867.2	604867	ALFA ROMEO	SPIDER (06-11)
13.0460-4874.2	604874	BMW	1er Reihe/F20/F21 Limousine (11-)
13.0460-4874.2	604874	BMW	2er Reihe/F22 Coupe (13-)
13.0460-4874.2	604874	BMW	2er Reihe/F23 Cabrio (14-)
13.0460-4874.2	604874	BMW	3er Reihe/F30 Limousine (11-)
13.0460-4874.2	604874	BMW	3er Reihe/F31 Touring (12-)
13.0460-4874.2	604874	BMW	3er Reihe/F34 GT (13-)
13.0460-4874.2	604874	BMW	4er Reihe/F32 Coupe (13-)
13.0460-4874.2	604874	BMW	4er Reihe/F33 Cabrio (14-)
13.0460-4874.2	604874	BMW	4er Reihe/F36 Gran Coupe (14-)
13.0460-4877.2	604877	MERCEDES BENZ	V-Klasse (BM447) (14-)
13.0460-4877.2	604877	MERCEDES BENZ	VIANO (BM639) (03-14)
13.0460-4877.2	604877	MERCEDES BENZ	VITO (BM639) (03-14)
13.0460-4877.2	604877	MERCEDES BENZ	VITO (W447) (14-)
13.0460-4877.2	604877	MERCEDES BENZ	Transporter (BM 906) SPRINTER (06-)
13.0460-4877.2	604877	VOLKSWAGEN	CRAFTER (06-)
13.0460-4879.2	604879	AUDI	Q5 (08-)
13.0460-5615.2	605615	TOYOTA	AVENSIS (09-)
13.0460-5615.2	605615	TOYOTA	VERSO (09-)
13.0460-5633.2	605633	HYUNDAI	GRAND SANTA FE (13-)
13.0460-5633.2	605633	HYUNDAI	SANTA FE II (CM) (06-12)
13.0460-5633.2	605633	HYUNDAI	SANTA FE III (DM) (12-)
13.0460-5633.2	605633	KIA	SORENTO (XM) (09-14)
13.0460-5635.2	605635	LEXUS	RX 270/350/450 (GYL_) (09-)
13.0460-5635.2	605635	TOYOTA	PRIUS PLUS (12-)
13.0460-5637.2	605637	HYUNDAI	H-1 KASTEN (00-07)
13.0460-5638.2	605638	HYUNDAI	iX55 (08-12)
13.0460-5642.2	605642	CHEVROLET	SPARK (10-)
13.0460-5648.2	605648	HONDA	ACCORD IX Limousine (08-)
13.0460-5648.2	605648	HONDA	ACCORD IX Kombi (08-)
13.0460-5649.2	605649	KIA	PICANTO (TA) (11-)
13.0460-7280.2	607280	AUDI	A6 (4G2/C7) Limousine (11-)
13.0460-7280.2	607280	AUDI	A6 (4G5/C7) Avant (11-)
13.0460-7280.2	607280	AUDI	A6 Allroad (12-)
13.0460-7280.2	607280	AUDI	A7 Sportback (10-)
13.0460-7280.2	607280	AUDI	A8 (09-)
13.0460-7281.2	607281	AUDI	A8 (09-)
13.0460-7281.2	607281	AUDI	Q5 (08-)
13.0460-7285.2	607285	VOLKSWAGEN	JETTA VI (11-)
13.0460-7285.2	607285	VOLKSWAGEN	BEETLE Cabriolet (12-)
13.0460-7290.2	607290	HONDA	CIVIC IX (5-türig) (12-)
13.0460-7295.2	607295	PEUGEOT	308 II (T9) (13-)

Neue Artikel

New parts - Codici nuovi - Nouvelles références - Nuevas referencias



13.0460-7295.2	607295	PEUGEOT	308 II SW (T9) (14-)
13.0460-7296.2	607296	BMW	5er Reihe/E60 Limousine (03-10)
13.0460-7296.2	607296	BMW	5er Reihe/E61 Touring (04-10)
13.0460-7296.2	607296	BMW	6er Reihe/E63 Coupe (04-11)
13.0460-7296.2	607296	BMW	6er Reihe/E64 Cabrio (04-11)
13.0460-7298.2	607298	DACIA	LOGAN II Limousine (L52_) (12-)
13.0460-7298.2	607298	DACIA	LOGAN II MCV Kombi (13-)
13.0460-7298.2	607298	DACIA	SANDERO II (B52_) (12-)
13.0460-7298.2	607298	RENAULT	CLIO IV (B98_) (12-)
13.0460-7298.2	607298	RENAULT	LOGAN II (L52) (13-)
13.0460-7298.2	607298	RENAULT	LOGAN II Kombi (L52) (13-)
13.0460-7298.2	607298	RENAULT	SANDERO/STEPWAY II (13-)
13.0460-7298.2	607298	RENAULT	TWINGO III (14-)
13.0460-7298.2	607298	SMART	FORTWO (BM453) (14-)
13.0460-7298.2	607298	SMART	FORFOUR (BM453) (14-)
13.0460-7300.2	607300	CITROEN	C4 II PICASSO (13-)
13.0460-7300.2	607300	CITROEN	C4 II GRAND PICASSO (13-)
13.0460-7300.2	607300	PEUGEOT	308 II (T9) (13-)
13.0460-7300.2	607300	PEUGEOT	308 II SW (T9) (14-)
13.0460-7301.2	607301	PEUGEOT	308 II (T9) (13-)
13.0460-7301.2	607301	PEUGEOT	308 II SW (T9) (14-)
13.0460-8014.2	608014	FORD	RANGER (11-)
13.0470-2736.2	LD2736	VOLVO	S60 II (10-)
13.0470-2736.2	LD2736	VOLVO	S80 II (06-)
13.0470-2736.2	LD2736	VOLVO	V60 (10-)
13.0470-2736.2	LD2736	VOLVO	V70 III (07-)
13.0470-2736.2	LD2736	VOLVO	XC60 (08-)
13.0470-2736.2	LD2736	VOLVO	XC70 II CROSS COUNTRY (07-)
13.0470-2760.2	LD2760	BMW	5er Reihe/F10 Limousine (10-)
13.0470-2760.2	LD2760	BMW	5er Reihe/F11 Touring (10-)
13.0470-2760.2	LD2760	BMW	i8/I12 (14-)
13.0470-2760.2	LD2760	BMW	X3/F25 (10-)
13.0470-2760.2	LD2760	BMW	X4/F26 (14-)
13.0470-2760.2	LD2760	BMW	Z4 Roadster/E89 (09-)
13.0470-2764.2	LD2764	AUDI	A3 / A3 Sportback (12-)
13.0470-2764.2	LD2764	AUDI	A3 Cabrio (13-)
13.0470-2764.2	LD2764	SEAT	ALHAMBRA II (10-)
13.0470-2764.2	LD2764	SEAT	LEON III (5F) / SC / ST (12-)
13.0470-2764.2	LD2764	SKODA	OCTAVIA III (5E) (12-)
13.0470-2764.2	LD2764	SKODA	SUPERB III (15-)
13.0470-2764.2	LD2764	SKODA	SUPERB III Combi (15-)
13.0470-2764.2	LD2764	VOLKSWAGEN	CC COUPE (11-)
13.0470-2764.2	LD2764	VOLKSWAGEN	GOLF VII (12-)
13.0470-2764.2	LD2764	VOLKSWAGEN	GOLF VII Variant (13-)
13.0470-2764.2	LD2764	VOLKSWAGEN	GOLF VII ALLTRACK (14-)
13.0470-2764.2	LD2764	VOLKSWAGEN	PASSAT CC (08-11)
13.0470-2764.2	LD2764	VOLKSWAGEN	PASSAT / PASSAT VARIANT (10-14)
13.0470-2764.2	LD2764	VOLKSWAGEN	PASSAT ALLTRACK (12-)
13.0470-2764.2	LD2764	VOLKSWAGEN	PASSAT / PASSAT VARIANT (14-)
13.0470-2764.2	LD2764	VOLKSWAGEN	SHARAN II (10-)
13.0470-2765.2	LD2765	AUDI	A6 (4G2/C7) Limousine (11-)
13.0470-2765.2	LD2765	AUDI	A6 (4G5/C7) Avant (11-)
13.0470-2765.2	LD2765	AUDI	A6 Allroad (12-)
13.0470-2765.2	LD2765	AUDI	A7 Sportback (10-)
13.0470-2765.2	LD2765	AUDI	Q5 (08-)



13.0470-2767.2	LD2767	ALFA ROMEO	GIULIETTA (10-)
13.0470-2768.2	LD2768	ALFA ROMEO	GIULIETTA (10-)
13.0470-2769.2	LD2769	AUDI	A6 (4G2/C7) Limousine (11-)
13.0470-2769.2	LD2769	AUDI	A6 (4G5/C7) Avant (11-)
13.0470-2769.2	LD2769	AUDI	A7 Sportback (10-)
13.0470-2770.2	LD2770	AUDI	A4 (B8) Avant (08-)
13.0470-2770.2	LD2770	AUDI	A5 Cabrio (09-)
13.0470-2770.2	LD2770	AUDI	A6 (4G2/C7) Limousine (11-)
13.0470-2770.2	LD2770	AUDI	A6 (4G5/C7) Avant (11-)
13.0470-2770.2	LD2770	AUDI	A6 Allroad (12-)
13.0470-2770.2	LD2770	AUDI	A7 Sportback (10-)
13.0470-2770.2	LD2770	PORSCHE	MACAN (13-)
13.0470-2773.2	LD2773	AUDI	A8 (09-)
13.0470-2778.2	LD2778	MERCEDES BENZ	A-Klasse (W176) (12-)
13.0470-2778.2	LD2778	MERCEDES BENZ	B-Klasse (W246/W242) (11-)
13.0470-2779.2	LD2779	MERCEDES BENZ	A-Klasse (W176) (12-)
13.0470-2779.2	LD2779	MERCEDES BENZ	B-Klasse (W246/W242) (11-)
13.0470-2779.2	LD2779	MERCEDES BENZ	CLA-Klasse (C117) Coupe (13-)
13.0470-2779.2	LD2779	MERCEDES BENZ	CLA-Klasse (X117) Shooting Brake (15-)
13.0470-2779.2	LD2779	MERCEDES BENZ	GLA-Klasse (X156) (13-)
13.0470-2786.2	LD2786	MERCEDES BENZ	A-Klasse (W176) (12-)
13.0470-2786.2	LD2786	MERCEDES BENZ	B-Klasse (W246/W242) (11-)
13.0470-2786.2	LD2786	MERCEDES BENZ	CLA-Klasse (C117) Coupe (13-)
13.0470-2786.2	LD2786	MERCEDES BENZ	CLA-Klasse (X117) Shooting Brake (15-)
13.0470-2786.2	LD2786	MERCEDES BENZ	GLA-Klasse (X156) (13-)
13.0470-2786.2	LD2786	MERCEDES BENZ	SLK-Klasse (R172) (11-)
13.0470-3857.2	LD3857	BMW	1er Reihe/F20/F21 Limousine (11-)
13.0470-3857.2	LD3857	BMW	2er Reihe/F22 Coupe (13-)
13.0470-3857.2	LD3857	BMW	2er Reihe/F23 Cabrio (14-)
13.0470-3857.2	LD3857	BMW	3er Reihe/F30 Limousine (11-)
13.0470-3857.2	LD3857	BMW	3er Reihe/F31 Touring (12-)
13.0470-3857.2	LD3857	BMW	3er Reihe/F34 GT (13-)
13.0470-3857.2	LD3857	BMW	4er Reihe/F32 Coupe (13-)
13.0470-3857.2	LD3857	BMW	4er Reihe/F33 Cabrio (14-)
13.0470-3857.2	LD3857	BMW	4er Reihe/F36 Gran Coupe (14-)
13.0470-3857.2	LD3857	BMW	X3/F25 (10-)
13.0470-3857.2	LD3857	BMW	X4/F26 (14-)
13.0470-3859.2	LD3859	BMW	1er Reihe/F20/F21 Limousine (11-)
13.0470-3859.2	LD3859	BMW	2er Reihe/F22 Coupe (13-)
13.0470-3859.2	LD3859	BMW	2er Reihe/F23 Cabrio (14-)
13.0470-3859.2	LD3859	BMW	3er Reihe/F30 Limousine (11-)
13.0470-3859.2	LD3859	BMW	3er Reihe/F31 Touring (12-)
13.0470-3859.2	LD3859	BMW	3er Reihe/F34 GT (13-)
13.0470-3859.2	LD3859	BMW	4er Reihe/F32 Coupe (13-)
13.0470-3859.2	LD3859	BMW	4er Reihe/F33 Cabrio (14-)
13.0470-3859.2	LD3859	BMW	4er Reihe/F36 Gran Coupe (14-)
13.0470-3860.2	LD3860	VOLKSWAGEN	AMAROK (10-)
13.0470-3865.2	LD3865	BMW	1er Reihe/F20/F21 Limousine (11-)
13.0470-3865.2	LD3865	BMW	2er Reihe/F22 Coupe (13-)
13.0470-3865.2	LD3865	BMW	2er Reihe/F23 Cabrio (14-)
13.0470-3866.2	LD3866	BMW	1er Reihe/F20/F21 Limousine (11-)
13.0470-3866.2	LD3866	BMW	3er Reihe/F30 Limousine (11-)
13.0470-3866.2	LD3866	BMW	3er Reihe/F31 Touring (12-)
13.0470-3866.2	LD3866	BMW	3er Reihe/F34 GT (13-)
13.0470-3866.2	LD3866	BMW	4er Reihe/F32 Coupe (13-)



Neue Artikel

New parts - Codici nuovi - Nouvelles références - Nuevas referencias



13.0470-3866.2	LD3866	BMW	4er Reihe/F33 Cabrio (14-)
13.0470-3866.2	LD3866	BMW	4er Reihe/F36 Gran Coupe (14-)
13.0470-4814.2	LD4814	PORSCHE	BOXSTER (986) (96-04)
13.0470-4814.2	LD4814	PORSCHE	BOXSTER (987) (05-11)
13.0470-4814.2	LD4814	PORSCHE	CAYMAN (987C) (05-12)
13.0470-4833.2	LD4833	SEAT	LEON III (5F) / SC / ST (12-)
13.0470-4833.2	LD4833	VOLKSWAGEN	TOUAREG I (03-10)
13.0470-4833.2	LD4833	VOLKSWAGEN	TOUAREG II (10-)
13.0470-4834.2	LD4834	VOLKSWAGEN	TOUAREG I (03-10)
13.0470-4850.2	LD4850	AUDI	Q7 (06-15)
13.0470-4850.2	LD4850	PORSCHE	CAYENNE I (03-10)
13.0470-4850.2	LD4850	VOLKSWAGEN	TOUAREG I (03-10)
13.0470-4854.2	LD4854	ALFA ROMEO	GIULIETTA (10-)
13.0470-4867.2	LD4867	ALFA ROMEO	159 (05-11)
13.0470-4867.2	LD4867	ALFA ROMEO	BRERA (06-11)
13.0470-4867.2	LD4867	ALFA ROMEO	SPIDER (06-11)
13.0470-4879.2	LD4879	AUDI	Q5 (08-)
13.0470-4976.2	LD4976	AUDI	Q7 (06-15)
13.0470-4976.2	LD4976	PORSCHE	CAYENNE I (03-10)
13.0470-4976.2	LD4976	VOLKSWAGEN	TOUAREG I (03-10)
13.0470-5635.2	LD5635	LEXUS	RX 270/350/450 (GYL_) (09-)
13.0470-5635.2	LD5635	TOYOTA	PRIUS PLUS (12-)
13.0470-7267.2	LD7267	BMW	5er Reihe/F10 Limousine (10-)
13.0470-7267.2	LD7267	BMW	5er Reihe/F11 Touring (10-)
13.0470-7267.2	LD7267	BMW	5er Reihe/F07 GT GRAN TURISMO (09-)
13.0470-7267.2	LD7267	BMW	7er Reihe/F01/F02/F03/F04 (08-15)
13.0470-7280.2	LD7280	AUDI	A6 (4G2/C7) Limousine (11-)
13.0470-7280.2	LD7280	AUDI	A6 (4G5/C7) Avant (11-)
13.0470-7280.2	LD7280	AUDI	A6 Allroad (12-)
13.0470-7280.2	LD7280	AUDI	A7 Sportback (10-)
13.0470-7280.2	LD7280	AUDI	A8 (09-)
13.0470-7281.2	LD7281	AUDI	A8 (09-)
13.0470-7285.2	LD7285	VOLKSWAGEN	JETTA VI (11-)
13.0470-7285.2	LD7285	VOLKSWAGEN	BEETLE Cabriolet (12-)
13.0470-7295.2	LD7295	PEUGEOT	308 II (T9) (13-)
13.0470-7295.2	LD7295	PEUGEOT	308 II SW (T9) (14-)
13.0470-7296.2	LD7296	BMW	5er Reihe/E60 Limousine (03-10)
13.0470-7296.2	LD7296	BMW	5er Reihe/E61 Touring (04-10)
13.0470-7296.2	LD7296	BMW	6er Reihe/E63 Coupe (04-11)
13.0470-7296.2	LD7296	BMW	6er Reihe/E64 Cabrio (04-11)
13.0470-7300.2	LD7300	CITROEN	C4 II PICASSO (13-)
13.0470-7300.2	LD7300	CITROEN	C4 II GRAND PICASSO (13-)
13.0470-7300.2	LD7300	PEUGEOT	308 II (T9) (13-)
13.0470-7300.2	LD7300	PEUGEOT	308 II SW (T9) (14-)
13.0470-7301.2	LD7301	PEUGEOT	308 II (T9) (13-)
13.0470-7301.2	LD7301	PEUGEOT	308 II SW (T9) (14-)
24.0108-0116.2	408116	RENAULT	FLUENCE (L30_) (10-)
24.0108-0116.2	408116	RENAULT	MEGANE III Schrägheck (BZ0_) (08-)
24.0108-0116.2	408116	RENAULT	MEGANE III CC (EZ0_) (10-)
24.0108-0116.2	408116	RENAULT	MEGANE III Coupe (DZ0_) (08-)
24.0108-0116.2	408116	RENAULT	MEGANE III Grandtour (KZ_) (08-)
24.0108-0118.2	408118	RENAULT	CLIO IV (B98_) (12-)
24.0108-0118.2	408118	RENAULT	MEGANE III CC (EZ0_) (10-)
24.0108-0118.2	408118	RENAULT	SCENIC III (JZ_) (09-)
24.0108-0118.2	408118	RENAULT	GRAND SCENIC (JZ_) (09-)



24.0109-0171.2	409171	CITROEN	C4 II Limousine (B7) (10-)
24.0109-0171.2	409171	CITROEN	DS4 (11-)
24.0109-0171.2	409171	PEUGEOT	308 Limousine (07-13)
24.0109-0171.2	409171	PEUGEOT	308 SW (08-14)
24.0109-0171.2	409171	PEUGEOT	308 CC (09-)
24.0110-0378.1	410378	FIAT	500 L Kombi (12-)
24.0110-0379.1	410379	HYUNDAI	i30 (GD) (11-)
24.0110-0379.1	410379	HYUNDAI	i30 CW Kombi (12-)
24.0110-0379.1	410379	KIA	CEE'D (12-)
24.0110-0379.1	410379	KIA	PRO CEE'D (13-)
24.0110-0381.1	410381	MAZDA	CX-5 (11-)
24.0110-0382.1	410382	MERCEDES BENZ	A-Klasse (W176) (12-)
24.0110-0382.1	410382	MERCEDES BENZ	B-Klasse (W246/W242) (11-)
24.0110-0382.1	410382	MERCEDES BENZ	CLA-Klasse (C117) Coupe (13-)
24.0110-0382.1	410382	MERCEDES BENZ	CLA-Klasse (X117) Shooting Brake (15-)
24.0110-0382.1	410382	MERCEDES BENZ	GLA-Klasse (X156) (13-)
24.0110-0383.1	410383	HYUNDAI	i30 (GD) (11-)
24.0110-0383.1	410383	HYUNDAI	i30 CW Kombi (12-)
24.0110-0383.1	410383	KIA	CEE'D (12-)
24.0110-0383.1	410383	KIA	PRO CEE'D (13-)
24.0110-0389.2	410389	RENAULT	MEGANE II Limousine 3/5-türig (BM/CM_) (02-08)
24.0110-0389.2	410389	RENAULT	MEGANE II Limousine 4-türig (LM_) (03-08)
24.0110-0389.2	410389	RENAULT	MEGANE II Coupe/Cabrio (EM_) (03-10)
24.0110-0389.2	410389	RENAULT	MEGANE II Grandtour (KM_) (03-08)
24.0110-0394.1	410394	HYUNDAI	i10 (13-)
24.0111-0173.2	411173	RENAULT	LAGUNA III Limousine (BT0/1) (07-)
24.0111-0173.2	411173	RENAULT	LAGUNA III Grandtour (KT0/1) (07-)
24.0111-0173.2	411173	RENAULT	LATITUDE (L70_) (11-13)
24.0111-0174.2	411174	RENAULT	KANGOO II (KW_) (08-)
24.0111-0174.2	411174	RENAULT	KANGOO Be Bop (KW0_) (09-10)
24.0111-0174.2	411174	RENAULT	KANGOO Express/Rapid (FW_) (08-)
24.0111-0180.2	411180	RENAULT	FLUENCE (L30_) (10-)
24.0111-0180.2	411180	RENAULT	SCENIC III (JZ_) (09-)
24.0111-0180.2	411180	RENAULT	GRAND SCENIC (JZ_) (09-)
24.0111-0181.2	411181	RENAULT	LAGUNA III Coupe (DT0/1) (07-)
24.0111-0182.2	411182	MERCEDES BENZ	CITAN (W415) (12-)
24.0111-0182.2	411182	RENAULT	KANGOO II (KW_) (08-)
24.0111-0182.2	411182	RENAULT	KANGOO Express/Rapid (FW_) (08-)
24.0111-0184.2	411184	RENAULT	GRAND SCENIC (JZ_) (09-)
24.0112-0194.2	412194	CITROEN	BERLINGO (B9) (08-)
24.0112-0194.2	412194	CITROEN	C4 I PICASSO (07-13)
24.0112-0194.2	412194	CITROEN	C4 I GRAND PICASSO (06-13)
24.0112-0194.2	412194	CITROEN	C4 II Limousine (B7) (10-)
24.0112-0194.2	412194	CITROEN	DS4 (11-)
24.0112-0194.2	412194	CITROEN	DS5 (11-)
24.0112-0194.2	412194	PEUGEOT	308 SW (08-14)
24.0112-0194.2	412194	PEUGEOT	3008 (09-)
24.0112-0194.2	412194	PEUGEOT	5008 (09-)
24.0112-0194.2	412194	PEUGEOT	PARTNER Tepee/Kasten/Pritsche (B9) (08-)
24.0112-0197.1	412197	PEUGEOT	508 (10-)
24.0112-0197.1	412197	PEUGEOT	508 SW (10-)
24.0112-0198.1	412198	CITROEN	C4 II Limousine (B7) (10-)
24.0112-0198.1	412198	CITROEN	DS4 (11-)
24.0112-0198.1	412198	CITROEN	DS5 (11-)
24.0112-0198.1	412198	PEUGEOT	308 Limousine (07-13)

Neue Artikel

New parts - Codici nuovi - Nouvelles références - Nuevas referencias



24.0112-0198.1	412198	PEUGEOT	308 CC (09-)
24.0112-0198.1	412198	PEUGEOT	3008 (09-)
24.0112-0199.1	412199	FIAT	FREEMONT (11-)
24.0112-0202.1	412202	CHEVROLET	MALIBU (V300) (12-)
24.0114-0119.1	414119	MERCEDES BENZ	GLE-Klasse (C292) Coupe (15-)
24.0114-0119.1	414119	MERCEDES BENZ	M-Klasse/GLE-Klasse (W166) (11-)
24.0122-0280.1	422280	SUZUKI	SWIFT IV (10-)
24.0122-0282.1	422282	SUZUKI	SWIFT IV (10-)
24.0122-0286.1	422286	FIAT	500 L Kombi (12-)
24.0122-0289.1	422289	DACIA	LOGAN II Limousine (L52_) (12-)
24.0122-0289.1	422289	DACIA	LOGAN II MCV Kombi (13-)
24.0122-0289.1	422289	DACIA	SANDERO II (B52_) (12-)
24.0122-0289.1	422289	RENAULT	CLIO IV (B98_) (12-)
24.0122-0289.1	422289	RENAULT	LOGAN II (L52) (13-)
24.0122-0289.1	422289	RENAULT	LOGAN II Kombi (L52) (13-)
24.0122-0289.1	422289	RENAULT	SANDERO/STEPWAY II (13-)
24.0122-0289.1	422289	SMART	FORFOUR (BM453) (14-)
24.0122-0290.1	422290	SUZUKI	SX4 (13-)
24.0122-0290.1	422290	SUZUKI	VITARA (LY) (15-)
24.0123-0116.1	423116	OPEL	ZAFIRA III Tourer / Vauxhall Zafira III Tourer (11-)
24.0123-0122.1	423122	FORD	B-MAX (12-)
24.0123-0122.1	423122	FORD	FIESTA VI (08-)
24.0123-0122.1	423122	FORD	TRANSIT COURIER / TOURNEO COURIER (14-)
24.0124-0247.1	424247	NISSAN	JUKE (F15) (10-)
24.0124-0247.1	424247	NISSAN	PULSAR (14-)
24.0124-0250.2	424250	BMW	1er Reihe/F20/F21 Limousine (11-)
24.0124-0250.2	424250	BMW	2er Reihe/F22 Coupe (13-)
24.0124-0250.2	424250	BMW	2er Reihe/F23 Cabrio (14-)
24.0124-0250.2	424250	BMW	3er Reihe/F30 Limousine (11-)
24.0124-0250.2	424250	BMW	3er Reihe/F31 Touring (12-)
24.0124-0250.2	424250	BMW	3er Reihe/F34 GT (13-)
24.0124-0250.2	424250	BMW	4er Reihe/F32 Coupe (13-)
24.0124-0250.2	424250	BMW	4er Reihe/F36 Gran Coupe (14-)
24.0124-0251.2	424251	BMW	3er Reihe/F30 Limousine (11-)
24.0124-0251.2	424251	BMW	3er Reihe/F31 Touring (12-)
24.0124-0251.2	424251	BMW	3er Reihe/F34 GT (13-)
24.0124-0251.2	424251	BMW	4er Reihe/F32 Coupe (13-)
24.0124-0251.2	424251	BMW	4er Reihe/F33 Cabrio (14-)
24.0124-0251.2	424251	BMW	4er Reihe/F36 Gran Coupe (14-)
24.0124-0253.1	424253	DACIA	DOKKER (12-)
24.0124-0253.1	424253	DACIA	DOKKER Express (12-)
24.0124-0253.1	424253	DACIA	LODGY (JS_) (12-)
24.0124-0253.1	424253	RENAULT	CAPTUR (J87) (13-)
24.0124-0253.1	424253	RENAULT	DOKKER (K67/F67) (12-)
24.0126-0176.1	426176	PEUGEOT	RCZ (10-)
24.0126-0177.1	426177	NISSAN	JUKE (F15) (10-)
24.0126-0177.1	426177	NISSAN	PULSAR (14-)
24.0126-0177.1	426177	NISSAN	X-TRAIL (T31) (07-14)
24.0126-0180.1	426180	MERCEDES BENZ	CITAN (W415) (12-)
24.0128-0260.1	428260	PORSCHE	BOXSTER (981) (12-)
24.0128-0260.1	428260	PORSCHE	CAYMAN (981C) (13-)
24.0128-0262.1	428262	MERCEDES BENZ	A-Klasse (W176) (12-)
24.0128-0262.1	428262	MERCEDES BENZ	B-Klasse (W246/W242) (11-)
24.0128-0262.1	428262	MERCEDES BENZ	CLA-Klasse (C117) Coupe (13-)
24.0128-0262.1	428262	MERCEDES BENZ	CLA-Klasse (X117) Shooting Brake (15-)



24.0128-0262.1	428262	MERCEDES BENZ	GLA-Klasse (X156) (13-)
24.0128-0263.1	428263	CHRYSLER	GRAND VOYAGER (RT) (07-)
24.0128-0263.1	428263	FIAT	FREEMONT (11-)
24.0128-0269.1	428269	CITROEN	C4 II PICASSO (13-)
24.0128-0269.1	428269	CITROEN	C4 II GRAND PICASSO (13-)
24.0128-0269.1	428269	CITROEN	C5 III Kombi (X7) (08-)
24.0128-0269.1	428269	PEUGEOT	308 II (T9) (13-)
24.0128-0269.1	428269	PEUGEOT	308 II SW (T9) (14-)
24.0128-0269.1	428269	PEUGEOT	407 Limousine / SW (04-11)
24.0128-0269.1	428269	PEUGEOT	508 (10-)
24.0128-0269.1	428269	PEUGEOT	508 SW (10-)
24.0128-0273.1	428273	PORSCHE	BOXSTER (981) (12-)
24.0128-0273.1	428273	PORSCHE	CAYMAN (981C) (13-)
24.0128-0275.1	428275	MERCEDES BENZ	A-Klasse (W176) (12-)
24.0128-0275.1	428275	MERCEDES BENZ	B-Klasse (W246/W242) (11-)
24.0128-0275.1	428275	MERCEDES BENZ	CLA-Klasse (C117) Coupe (13-)
24.0128-0275.1	428275	MERCEDES BENZ	CLA-Klasse (X117) Shooting Brake (15-)
24.0128-0275.1	428275	MERCEDES BENZ	GLA-Klasse (X156) (13-)
24.0128-0276.1	428276	MERCEDES BENZ	A-Klasse (W176) (12-)
24.0128-0276.1	428276	MERCEDES BENZ	CLA-Klasse (C117) Coupe (13-)
24.0128-0276.1	428276	MERCEDES BENZ	CLA-Klasse (X117) Shooting Brake (15-)
24.0128-0276.1	428276	MERCEDES BENZ	GLA-Klasse (X156) (13-)
24.0128-0282.1	428282	PORSCHE	PANAMERA (10-)
24.0128-0283.1	428283	PORSCHE	PANAMERA (10-)
24.0130-0226.1	430226	JAGUAR	XF (CC9) (08-)
24.0130-0226.1	430226	JAGUAR	XF Sportbrake (CC9) (12-)
24.0130-0226.1	430226	JAGUAR	XJ (X350,X358) (03-09)
24.0130-0227.1	430227	CITROEN	C5 III Limousine (X7) (08-)
24.0130-0227.1	430227	CITROEN	C5 III Kombi (X7) (08-)
24.0130-0227.1	430227	CITROEN	C6 (05-12)
24.0130-0227.1	430227	PEUGEOT	407 Limousine / SW (04-11)
24.0130-0227.1	430227	PEUGEOT	407 Coupe (05-11)
24.0130-0227.1	430227	PEUGEOT	508 (10-)
24.0130-0227.1	430227	PEUGEOT	508 SW (10-)
24.0130-0230.1	430230	CITROEN	DS4 (11-)
24.0130-0230.1	430230	CITROEN	DS5 (11-)
24.0130-0230.1	430230	PEUGEOT	308 Limousine (07-13)
24.0130-0230.1	430230	PEUGEOT	308 CC (09-)
24.0130-0233.2	430233	BMW	1er Reihe/F20/F21 Limousine (11-)
24.0130-0233.2	430233	BMW	2er Reihe/F22 Coupe (13-)
24.0130-0233.2	430233	BMW	2er Reihe/F23 Cabrio (14-)
24.0130-0233.2	430233	BMW	3er Reihe/F30 Limousine (11-)
24.0130-0233.2	430233	BMW	3er Reihe/F31 Touring (12-)
24.0130-0233.2	430233	BMW	3er Reihe/F34 GT (13-)
24.0130-0233.2	430233	BMW	4er Reihe/F32 Coupe (13-)
24.0130-0233.2	430233	BMW	4er Reihe/F33 Cabrio (14-)
24.0130-0233.2	430233	BMW	4er Reihe/F36 Gran Coupe (14-)
24.0130-0234.2	430234	BMW	3er Reihe/F30 Limousine (11-)
24.0130-0234.2	430234	BMW	3er Reihe/F31 Touring (12-)
24.0130-0234.2	430234	BMW	3er Reihe/F34 GT (13-)
24.0130-0234.2	430234	BMW	4er Reihe/F32 Coupe (13-)
24.0130-0234.2	430234	BMW	4er Reihe/F33 Cabrio (14-)
24.0130-0234.2	430234	BMW	4er Reihe/F36 Gran Coupe (14-)
24.0130-0237.1	430237	MERCEDES BENZ	A-Klasse (W176) (12-)
24.0130-0237.1	430237	MERCEDES BENZ	B-Klasse (W246/W242) (11-)



Neue Artikel

New parts - Codici nuovi - Nouvelles références - Nuevas referencias



24.0130-0237.1	430237	MERCEDES BENZ	CLA-Klasse (C117) Coupe (13-)
24.0130-0237.1	430237	MERCEDES BENZ	CLA-Klasse (X117) Shooting Brake (15-)
24.0130-0237.1	430237	MERCEDES BENZ	GLA-Klasse (X156) (13-)
24.0130-0238.1	430238	MERCEDES BENZ	A-Klasse (W176) (12-)
24.0130-0238.1	430238	MERCEDES BENZ	B-Klasse (W246/W242) (11-)
24.0130-0238.1	430238	MERCEDES BENZ	CLA-Klasse (C117) Coupe (13-)
24.0130-0238.1	430238	MERCEDES BENZ	CLA-Klasse (X117) Shooting Brake (15-)
24.0130-0238.1	430238	MERCEDES BENZ	GLA-Klasse (X156) (13-)
24.0132-0178.1	432178	MERCEDES BENZ	GLE-Klasse (C292) Coupe (15-)
24.0132-0178.1	432178	MERCEDES BENZ	M-Klasse/GLE-Klasse (W166) (11-)
24.0132-0179.1	432179	MERCEDES BENZ	GLE-Klasse (C292) Coupe (15-)
24.0132-0179.1	432179	MERCEDES BENZ	M-Klasse/GLE-Klasse (W166) (11-)
24.0136-0123.1	436123	PORSCHE	CAYENNE II (10-)
24.0136-0123.1	436123	VOLKSWAGEN	TOUAREG II (10-)
24.0136-0124.1	436124	PORSCHE	CAYENNE II (10-)
24.0136-0124.1	436124	VOLKSWAGEN	TOUAREG II (10-)
24.0136-0127.1	436127	PORSCHE	PANAMERA (10-)
24.0136-0128.1	436128	PORSCHE	PANAMERA (10-)
24.0220-0009.1	480317	FORD	FIESTA VI (08-)
24.0308-0111.1	508111	MERCEDES BENZ	A-Klasse (W168) (97-04)
24.0308-0111.1	508111	MERCEDES BENZ	VANEO (BM414) (02-05)
24.0310-0223.1	510223	FORD	GALAXY I (95-06)
24.0310-0223.1	510223	SEAT	ALHAMBRA I (96-10)
24.0310-0223.1	510223	VOLKSWAGEN	SHARAN I (95-10)
24.0310-0260.1	510260	AUDI	A6 / A6 Avant (4B/C5) (97-05)
24.0310-0260.1	510260	AUDI	A6 Allroad (00-05)
24.0310-0328.1	510328	MERCEDES BENZ	C-Klasse (W204) Limousine (07-14)
24.0310-0328.1	510328	MERCEDES BENZ	C-Klasse (S204) Kombi (07-14)
24.0310-0328.1	510328	MERCEDES BENZ	C-Klasse (C204) Coupe (11-)
24.0310-0328.1	510328	MERCEDES BENZ	E-Klasse (C207) Coupe (09-)
24.0310-0328.1	510328	MERCEDES BENZ	E-Klasse (A207) Cabrio (10-)
24.0310-0349.1	510349	ALFA ROMEO	MITO (08-)
24.0311-0171.1	511171	FORD	FOCUS III (11-)
24.0312-0178.1	512178	AUDI	A4 (B8) Limousine (07-)
24.0312-0178.1	512178	AUDI	A4 (B8) Avant (08-)
24.0312-0178.1	512178	AUDI	A4 Allroad (09-)
24.0312-0178.1	512178	AUDI	A5 / A5 Sportback (07-)
24.0312-0178.1	512178	AUDI	A5 Cabrio (09-)
24.0312-0178.1	512178	AUDI	A6 (4G2/C7) Limousine (11-)
24.0312-0178.1	512178	AUDI	A6 (4G5/C7) Avant (11-)
24.0312-0178.1	512178	AUDI	A7 Sportback (10-)
24.0312-0178.1	512178	AUDI	Q5 (08-)
24.0320-0213.1	520213	BMW	5er Reihe/E60 Limousine (03-10)
24.0320-0213.1	520213	BMW	5er Reihe/E61 Touring (04-10)
24.0322-0224.1	522224	BMW	X3/E83 (03-10)
24.0322-0236.1	522236	BMW	3er Reihe/E90 Limousine (05-12)
24.0322-0236.1	522236	BMW	3er Reihe/E91 Touring (05-12)
24.0322-0236.1	522236	BMW	3er Reihe/E92 Coupe (06-13)
24.0322-0236.1	522236	BMW	3er Reihe/E93 Cabrio (07-13)
24.0322-0236.1	522236	BMW	X1/E84 (09-)
24.0322-0248.1	522248	MINI	R55 Clubman (07-14)
24.0322-0248.1	522248	MINI	R55 Clubvan (12-)
24.0322-0248.1	522248	MINI	R56 (06-14)
24.0322-0248.1	522248	MINI	R57 Cabrio (09-14)
24.0322-0248.1	522248	MINI	R58 Coupe (11-)



24.0322-0248.1	522248	MINI	R59 Roadster (12-)
24.0323-0113.1	523113	FORD	FIESTA VI (08-)
24.0324-0203.1	524203	BMW	1er Reihe/F20/F21 Limousine (11-)
24.0324-0203.1	524203	BMW	2er Reihe/F22 Coupe (13-)
24.0324-0203.1	524203	BMW	2er Reihe/F23 Cabrio (14-)
24.0324-0203.1	524203	BMW	3er Reihe/E90 Limousine (05-12)
24.0324-0203.1	524203	BMW	3er Reihe/E91 Touring (05-12)
24.0324-0203.1	524203	BMW	3er Reihe/E92 Coupe (06-13)
24.0324-0203.1	524203	BMW	3er Reihe/E93 Cabrio (07-13)
24.0324-0203.1	524203	BMW	3er Reihe/F30 Limousine (11-)
24.0324-0203.1	524203	BMW	3er Reihe/F31 Touring (12-)
24.0324-0203.1	524203	BMW	3er Reihe/F34 GT (13-)
24.0324-0203.1	524203	BMW	4er Reihe/F32 Coupe (13-)
24.0324-0203.1	524203	BMW	4er Reihe/F33 Cabrio (14-)
24.0324-0203.1	524203	BMW	4er Reihe/F36 Gran Coupe (14-)
24.0324-0203.1	524203	BMW	X1/E84 (09-)
24.0325-0167.1	525167	MERCEDES BENZ	A-Klasse (W169) (04-12)
24.0325-0167.1	525167	MERCEDES BENZ	B-Klasse (W245) (05-11)
24.0325-0198.1	525198	OPEL	ASTRA H / GTC / Vauxhall Astra Mk V (04-10)
24.0325-0198.1	525198	OPEL	ASTRA H Caravan/Vau. Astra MKV Estate (04-10)
24.0325-0198.1	525198	OPEL	ASTRA H TwinTop (06-10)
24.0325-0199.1	525199	FORD	C-MAX II (10-)
24.0325-0199.1	525199	FORD	FOCUS III (11-)
24.0326-0165.1	526165	CHEVROLET	AVEO (T300) (11-)
24.0326-0165.1	526165	CHEVROLET	CRUZE (09-)
24.0326-0165.1	526165	OPEL	ASTRA J / GTC / Vauxhall Astra MK VI (09-)
24.0326-0165.1	526165	OPEL	ASTRA J Sports Touren/Vau.Astra Sports Tourer (10-)
24.0326-0166.1	526166	CHEVROLET	CRUZE (09-)
24.0326-0166.1	526166	CHEVROLET	ORLANDO (11-)
24.0326-0166.1	526166	CHEVROLET	VOLT (11-)
24.0326-0166.1	526166	OPEL	AMPERA / Vauxhall Ampera (11-)
24.0326-0166.1	526166	OPEL	ASTRA J / GTC / Vauxhall Astra MK VI (09-)
24.0326-0166.1	526166	OPEL	ASTRA J Sports Touren/Vau.Astra Sports Tourer (10-)
24.0326-0166.1	526166	OPEL	ZAFIRA III Tourer / Vauxhall Zafira III Tourer (11-)
24.0328-0142.1	528142	MERCEDES BENZ	CLS-Klasse (C219) Coupe (04-10)
24.0328-0142.1	528142	MERCEDES BENZ	E-Klasse (W211) Limousine (02-09)
24.0328-0142.1	528142	MERCEDES BENZ	E-Klasse (S211) Kombi (03-09)
24.0328-0162.1	528162	FORD	GALAXY II (06-)
24.0328-0162.1	528162	FORD	S-MAX (06-)
24.0328-0162.1	528162	LAND ROVER	FREELANDER 2 (FA) (06-)
24.0328-0162.1	528162	VOLVO	S60 II (10-)
24.0328-0162.1	528162	VOLVO	S80 II (06-)
24.0328-0162.1	528162	VOLVO	V60 (10-)
24.0328-0162.1	528162	VOLVO	V70 III (07-)
24.0328-0162.1	528162	VOLVO	XC70 II CROSS COUNTRY (07-)
24.0330-0193.1	530193	AUDI	A4 (B8) Limousine (07-)
24.0330-0193.1	530193	AUDI	A4 (B8) Avant (08-)
24.0330-0193.1	530193	AUDI	A4 Allroad (09-)
24.0330-0193.1	530193	AUDI	A5 / A5 Sportback (07-)
24.0330-0193.1	530193	AUDI	A5 Cabrio (09-)
24.0330-0193.1	530193	AUDI	Q5 (08-)
24.0330-0207.1	530207	CHEVROLET	MALIBU (V300) (12-)
24.0330-0207.1	530207	OPEL	INSIGNIA / Vauxhall Insignia (08-)
24.0330-0207.1	530207	OPEL	INSIGNIA Country Tourer (13-)
24.0330-0207.1	530207	OPEL	INSIGNIA Sports Tourer / Vauxh. Insignia SportsTourer

Neue Artikel

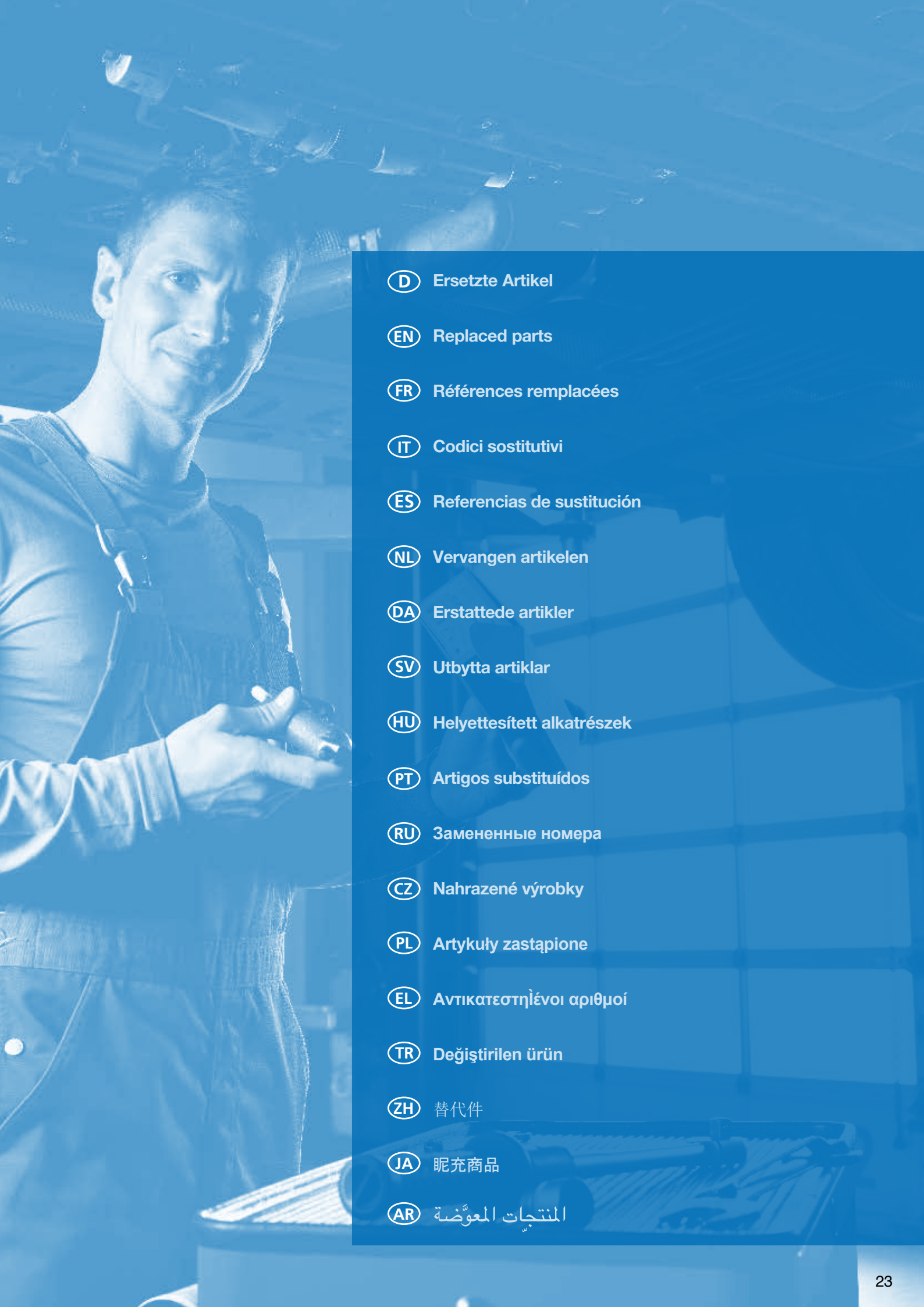
New parts - Codici nuovi - Nouvelles références - Nuevas referencias



(08-)			
24.0330-0207.1	530207	SAAB	9-5 II (10-12)
24.0330-0209.1	530209	CHEVROLET	MALIBU (V300) (12-)
24.0330-0209.1	530209	CHEVROLET	TRAX (12-)
24.0330-0209.1	530209	OPEL	INSIGNIA / Vauxhall Insignia (08-)
24.0330-0209.1	530209	OPEL	INSIGNIA Country Tourer (13-)
24.0330-0209.1	530209	OPEL	INSIGNIA Sports Tourer / Vauxh. Insignia SportsTourer (08-)
24.0330-0209.1	530209	SAAB	9-5 II (10-12)
24.0332-0101.1	532101	MERCEDES BENZ	C-Klasse (W204) Limousine (07-14)
24.0332-0101.1	532101	MERCEDES BENZ	C-Klasse (S204) Kombi (07-14)
24.0332-0101.1	532101	MERCEDES BENZ	C-Klasse (C204) Coupe (11-)
24.0332-0101.1	532101	MERCEDES BENZ	E-Klasse (W212) Limousine (09-)
24.0332-0101.1	532101	MERCEDES BENZ	E-Klasse (S212) Kombi (09-)
24.0332-0101.1	532101	MERCEDES BENZ	E-Klasse (C207) Coupe (09-)
24.0332-0101.1	532101	MERCEDES BENZ	E-Klasse (A207) Cabrio (10-)
24.0332-0101.1	532101	MERCEDES BENZ	SLK-Klasse (R172) (11-)
24.0332-0144.1	532144	MERCEDES BENZ	CLS-Klasse (C219) Coupe (04-10)
24.0332-0144.1	532144	MERCEDES BENZ	E-Klasse (W211) Limousine (02-09)
24.0332-0144.1	532144	MERCEDES BENZ	E-Klasse (S211) Kombi (03-09)
24.0332-0144.1	532144	MERCEDES BENZ	GLK-Klasse (X204) (08-)
24.0332-0158.1	532158	MERCEDES BENZ	M-Klasse (W164) (05-11)
24.0332-0158.1	532158	MERCEDES BENZ	R-Klasse (W251, V251) (06-12)
24.0710-5012.3	360368	TOYOTA	YARIS (11-)
24.0710-5014.3	360369	AUDI	A4 (B5) (95-01)
24.0710-5014.3	360369	SKODA	SUPERB I (02-08)
24.0710-5014.3	360369	VOLKSWAGEN	PASSAT (97-05)
24.0710-5015.3	360403	CHEVROLET	MALIBU (V300) (12-)
24.0710-5015.3	360403	OPEL	INSIGNIA / Vauxhall Insignia (08-)
24.0710-5015.3	360403	OPEL	INSIGNIA Country Tourer (13-)
24.0710-5015.3	360403	OPEL	INSIGNIA Sports Tourer / Vauxh. Insignia SportsTourer (08-)
24.0710-5015.3	360403	SAAB	9-5 II (10-12)
24.0711-5278.3	360323	BMW	3er Reihe/E46 Limousine (98-05)
24.0711-5278.3	360323	BMW	3er Reihe/E46 Touring (99-05)
24.0711-5278.3	360323	BMW	3er Reihe/E46 Coupe (99-06)
24.0711-5278.3	360323	BMW	3er Reihe/E46 Cabrio (00-06)
24.0711-5278.3	360323	BMW	3er Reihe/E46 Compact (01-05)
24.0711-5278.3	360323	BMW	Z4 Roadster/E85 (03-08)
24.0711-5278.3	360323	BMW	Z4 Coupe/E86 (06-08)
24.0711-5342.3	360414	OPEL	INSIGNIA / Vauxhall Insignia (08-)
24.0711-5342.3	360414	OPEL	INSIGNIA Sports Tourer / Vauxh. Insignia SportsTourer (08-)
24.0711-5342.3	360414	SAAB	9-5 II (10-12)
24.0711-5414.3	360383	BMW	X3/F25 (10-)
24.0711-5414.3	360383	BMW	X4/F26 (14-)
24.0711-5527.3	360405	MERCEDES BENZ	A-Klasse (W176) (12-)
24.0711-5527.3	360405	MERCEDES BENZ	B-Klasse (W246/W242) (11-)
24.0711-5527.3	360405	MERCEDES BENZ	CLA-Klasse (C117) Coupe (13-)
24.0711-5527.3	360405	MERCEDES BENZ	CLA-Klasse (X117) Shooting Brake (15-)
24.0711-5527.3	360405	MERCEDES BENZ	GLA-Klasse (X156) (13-)
24.0711-6209.3	360352	BMW	1er Reihe/E82 Coupe (07-13)
24.0711-6209.3	360352	BMW	3er Reihe/E90 Limousine (05-12)
24.0711-6209.3	360352	BMW	3er Reihe/E92 Coupe (06-13)
24.0711-6209.3	360352	BMW	3er Reihe/E93 Cabrio (07-13)
24.0711-6282.3	360387	BMW	1er Reihe/F20/F21 Limousine (11-)
24.0711-6282.3	360387	BMW	2er Reihe/F22 Coupe (13-)
24.0711-6282.3	360387	BMW	3er Reihe/F30 Limousine (11-)



24.0711-6282.3	360387	BMW	3er Reihe/F31 Touring (12-)
24.0711-6282.3	360387	BMW	4er Reihe/F32 Coupe (13-)
24.0711-6282.3	360387	BMW	4er Reihe/F33 Cabrio (14-)
24.0711-6282.3	360387	BMW	4er Reihe/F36 Gran Coupe (14-)
24.0711-6368.3	360394	VOLVO	XC90 (02-14)
24.0711-6369.3	360395	VOLVO	S60 II (10-)
24.0711-6369.3	360395	VOLVO	S80 II (06-)
24.0711-6369.3	360395	VOLVO	V60 (10-)
24.0711-6369.3	360395	VOLVO	V70 III (07-)
24.0711-6369.3	360395	VOLVO	XC60 (08-)
24.0711-6369.3	360395	VOLVO	XC70 II CROSS COUNTRY (07-)
24.0711-6390.3	360406	MERCEDES BENZ	C-Klasse (W204) Limousine (07-14)
24.0711-6390.3	360406	MERCEDES BENZ	C-Klasse (S204) Kombi (07-14)
24.0711-6390.3	360406	MERCEDES BENZ	C-Klasse (C204) Coupe (11-)
24.0711-6418.3	360407	BMW	1er Reihe/E81/E87 Limousine (04-11)
24.0711-6418.3	360407	BMW	1er Reihe/E82 Coupe (07-13)
24.0711-6418.3	360407	BMW	1er Reihe/E88 Cabrio (08-13)
24.0711-6418.3	360407	BMW	3er Reihe/E90 Limousine (05-12)
24.0711-6418.3	360407	BMW	3er Reihe/E92 Coupe (06-13)
24.0721-1951.3	360367	SKODA	FELICIA I (791/795) (95-97)
24.0721-1951.3	360367	SKODA	FELICIA II (6U) (98-01)
24.0741-1130.1	360165	RENAULT	CLIO II Limousine (BB_/CB_) (98-12)
24.0741-1130.1	360165	RENAULT	CLIO II Kasten (SB_) (98-12)
24.0741-1130.1	360165	RENAULT	THALIA I (LB_) (98-)
24.8190-0280.2	620280	BMW	X6/E71/E72 (08-14)
24.8190-0938.2	620938	PORSCHE	911 COUPE (997) (04-13)
24.8190-0938.2	620938	PORSCHE	911 CABRIO (997) (05-13)
24.8190-0938.2	620938	PORSCHE	CARRERA GT (980) (03-07)
24.8190-0939.2	620939	PORSCHE	CAYENNE II (10-)
24.8190-0939.2	620939	PORSCHE	PANAMERA (10-)
24.8190-0940.2	620940	PORSCHE	CAYENNE II (10-)
24.8190-0940.2	620940	PORSCHE	PANAMERA (10-)
24.8190-0941.2	620941	MINI	F55 (14-)
24.8190-0941.2	620941	MINI	F56 (13-)
24.8190-0942.2	620942	BMW	2er Reihe/F45 Active Tourer (14-)
24.8190-0942.2	620942	BMW	2er Reihe/F46 Gran Tourer (15-)
24.8190-0942.2	620942	BMW	X1/F48 (15-)
24.8190-0942.2	620942	MINI	F55 (14-)
24.8190-0942.2	620942	MINI	F56 (13-)
24.8190-0943.2	620943	PORSCHE	911 COUPE (997) (04-13)
24.8190-0943.2	620943	PORSCHE	911 CABRIO (997) (05-13)
24.8190-0944.2	620944	LAND ROVER	RANGE ROVER III (LM) (02-12)
24.8190-0945.2	620945	LAND ROVER	RANGE ROVER SPORT (LS) (05-13)
24.8190-0946.2	620946	LAND ROVER	DISCOVERY III (04-09)
24.8190-0948.2	620948	LAND ROVER	RANGE ROVER SPORT (LS) (05-13)
24.8190-0949.2	620949	LAND ROVER	RANGE ROVER SPORT (LS) (05-13)
24.8190-0950.2	620950	PORSCHE	911 COUPE (997) (04-13)
24.8190-0950.2	620950	PORSCHE	911 CABRIO (997) (05-13)
24.8190-0950.2	620950	PORSCHE	911 TARGA (997) (06-13)

- 
- Ⓓ Ersetzte Artikel
 - Ⓔ Replaced parts
 - Ⓕ Références remplacées
 - Ⓘ Codici sostitutivi
 - Ⓔ Referencias de sustitución
 - Ⓓ Vervangen artikelen
 - Ⓓ Erstattede artikler
 - Ⓔ Utbytta artiklar
 - Ⓔ Helyettesített alkatrészek
 - Ⓓ Artigos substituídos
 - Ⓔ Замененные номера
 - Ⓔ Nahrazené výrobky
 - Ⓓ Artykuły zastąpione
 - Ⓔ Αντικατεστημένοι αριθμοί
 - Ⓓ Değiştirilen ürün
 - Ⓔ 替代件
 - Ⓓ 呢充商品
 - Ⓓ المنتجات المعوّضة

- 
- Ⓓ Fahrzeugregister
 - Ⓔ Index of vehicles
 - Ⓕ Liste des véhicules
 - Ⓙ Indice autovetture
 - Ⓔ Índice de vehículos
 - Ⓖ Voertuigregister
 - Ⓓ Køretøjsregister
 - Ⓔ Fordonsregister
 - ⒽÚ Járműlista
 - Ⓙ Registo automóvel
 - Ⓔ Перечень автомобилей
 - ⒸZ Rejstřík vozidel
 - ⒼL Indeks pojazdów
 - ⒺL Κατάλογος οχημάτων
 - ⒹR Araç kaydı
 - ⒹH 汽吹登瑞翻
 - ⒹA 然兩索引
 - ⒹR سجل العربة

**ALFA ROMEO**

145 (94-01)	34
146 (94-01)	34
147 (01-10)	35
155 (92-97)	36
156 (97-05)	36
159 (05-11)	37
164 (92-98)	38
166 (98-07)	38
BRERA (06-11)	39
GIULIETTA (10-)	39
GT (04-10)	40
GTV (95-05)	40
MITO (08-)	41
SPIDER (95-05)	42
SPIDER (06-11)	42

ASTON MARTIN

CYGNET (11-13)	43
----------------	----

AUDI

80 (91-95)	43
80 Quattro (92-95)	44
A1 / A1 Sportback (10-)	44
A2 (00-05)	46
A3 (96-03)	47
A3 / A3 Sportback (03-13)	48
A3 Cabrio (08-13)	52
A3 / A3 Sportback (12-)	53
A3 Cabrio (13-)	56
A4 (B5) (95-01)	57
A4 (B6/B7) (01-08)	59
A4 (B8) Limousine (07-)	64
A4 (B8) Avant (08-)	68
A4 Allroad (09-)	72
A4 Cabrio (02-08)	73
A5 / A5 Sportback (07-)	74
A5 Cabrio (09-)	79
A6 / A6 Avant (4A/C4) (94-97)	82
A6 / A6 Avant (4B/C5) (97-05)	83
A6 Allroad (00-05)	85
A6 (4F2/C6) Limousine (04-11)	85
A6 (4F5/C6) Avant (05-11)	89
A6 Allroad (06-11)	92
A6 (4G2/C7) Limousine (11-)	93
A6 (4G5/C7) Avant (11-)	98
A6 Allroad (12-)	102
A7 Sportback (10-)	102
A8 (94-02)	105
A8 (03-09)	106
A8 (09-)	108
CABRIO (91-00)	109
COUPE (89-96)	109
COUPE Quattro (87-96)	110
Q3 (11-)	110
Q5 (08-)	112
Q7 (06-15)	115
Q7 (15-)	116
R8 / R8 Spyder (07-15)	116
TT Coupe (98-06)	117
TT Roadster (99-06)	117
TT Coupe (06-14)	118
TT Roadster (07-14)	119
TT (14-)	120

BENTLEY

ARNAGE	121
AZURE	121
CONTINENTAL	121

BMW

1er Reihe/E81/E87 Limousine (04-11)	121
1er Reihe/E82 Coupe (07-13)	123
1er Reihe/E88 Cabrio (08-13)	124
1er Reihe/F20/F21 Limousine (11-)	126
2er Reihe/F22 Coupe (13-)	128
2er Reihe/F23 Cabrio (14-)	129
2er Reihe/F45 Active Tourer (14-)	130
2er Reihe/F46 Gran Tourer (15-)	130
3er Reihe/E36 Limousine (90-98)	130
3er Reihe/E36 Touring (95-99)	132
3er Reihe/E36 Coupe (92-99)	132
3er Reihe/E36 Cabrio (93-99)	133
3er Reihe/E36 Compact (94-00)	134
3er Reihe/E46 Limousine (98-05)	135
3er Reihe/E46 Touring (99-05)	137
3er Reihe/E46 Coupe (99-06)	138
3er Reihe/E46 Cabrio (00-06)	140
3er Reihe/E46 Compact (01-05)	141
3er Reihe/E90 Limousine (05-12)	141
3er Reihe/E91 Touring (05-12)	146
3er Reihe/E92 Coupe (06-13)	150
3er Reihe/E93 Cabrio (07-13)	153
3er Reihe/F30 Limousine (11-)	155

**BMW**

3er Reihe/F31 Touring (12-)	157
3er Reihe/F34 GT (13-)	160
4er Reihe/F32 Coupe (13-)	162
4er Reihe/F33 Cabrio (14-)	164
4er Reihe/F36 Gran Coupe (14-)	165
5er Reihe/E34 (88-96)	166
5er Reihe/E39 (96-03)	168
5er Reihe/E60 Limousine (03-10)	170
5er Reihe/E61 Touring (04-10)	173
5er Reihe/F10 Limousine (10-)	175
5er Reihe/F11 Touring (10-)	177
5er Reihe/F07 GT GRAN TURISMO (09-)	179
6er Reihe/E63 Coupe (04-11)	180
6er Reihe/E64 Cabrio (04-11)	180
6er Reihe/F12 Cabrio (11-)	181
6er Reihe/F13 Coupe (11-)	181
6er Reihe/F06 Gran Coupe (11-)	182
7er Reihe/E38 (93-01)	182
7er Reihe/E65/E66 (02-08)	184
7er Reihe/F01/F02/F03/F04 (08-15)	184
8er Reihe/E31 (90-99)	186
i8/112 (14-)	186
X1/E84 (09-)	186
X1/F48 (15-)	188
X3/E83 (03-10)	188
X3/F25 (10-)	189
X4/F26 (14-)	190
X5/E53 (00-07)	190
X5/E70 (07-13)	191
X5/F15 (13-)	192
X6/E71/E72 (08-14)	193
X6/F16 (14-)	194
Z3/E36 (95-02)	195
Z4 Roadster/E85 (03-08)	195
Z4 Coupe/E86 (06-08)	196
Z4 Roadster/E89 (09-)	196
Z8/E52 (00-03)	197

CHEVROLET

AVEO (T200,T250) (04-11)	197
AVEO (T300) (11-)	198
CAPTIVA (06-)	198
CRUZE (09-)	199
EPICA (05-10)	201
EVANDA (05-06)	201
IMPALA (99-05)	201
KALOS (05-08)	201
LACETTI (05-10)	201
LANOS (05-10)	202
MALIBU (V300) (12-)	202
MATIZ (05-10)	202
NUBIRA (05-10)	203
ORLANDO (11-)	204
REZZO (05-09)	204
SPARK (05-10)	204
SPARK (10-)	204
TRANS SPORT (96-05)	205
TRAX (12-)	205
VOLT (11-)	205

CHRYSLER

300 C Limousine (04-12)	205
300 C Touring (04-10)	206
300 M (LR) (98-04)	206
CONCORDE (LP41) (92-97)	206
CONCORDE (C_41) (97-03)	206
CROSSFIRE Coupe (03-08)	206
CROSSFIRE Cabrio (04-08)	206
GRAND VOYAGER (RT) (07-)	206
NEON (PL) (94-99)	207
NEON II (99-06)	207
NEW YORKER (CH41) / LHS (CP41) (93-98)	207
PT CRUISER (00-10)	207
STRATUS (JA,JX) (95-01)	208
SEBRING (JR) (01-07)	208
SEBRING (JS) (07-10)	208
SEBRING Cabriolet (JR) (01-07)	208
SEBRING Cabriolet (JS) (07-10)	208
VISION (XP41) (93-97)	208
VOYAGER (ES) (90-95)	209
VOYAGER (GS) (95-01)	209
VOYAGER (RG) (00-08)	209

CITROEN

AX (86-98)	210
BERLINGO (MF) Kombi (96-08)	211
BERLINGO (M_) Kasten (96-08)	213
BERLINGO (B9) (08-)	214
C1 (05-14)	214
C1 (14-)	215
C2 (03-09)	215
C3 (02-09)	216
C3 PLURIEL (03-10)	217
C3 II (09-)	217
C3 PICASSO (09-)	218

**CITROEN**

C4 I Limousine (LC_) (04-10)	219
C4 I Coupe (04-10)	221
C4 I PICASSO (07-13)	223
C4 I GRAND PICASSO (06-13)	223
C4 II Limousine (B7) (10-)	224
C4 II PICASSO (13-)	225
C4 II GRAND PICASSO (13-)	225
C4 AIRCROSS (12-)	225
C4 CACTUS (14-)	226
C-ELYSEE (12-)	226
C5 I Limousine (01-04)	227
C5 I Kombi (01-04)	227
C5 II Limousine (04-08)	228
C5 II Kombi (04-08)	229
C5 III Limousine (X7) (08-)	229
C5 III Kombi (X7) (08-)	231
C6 (05-12)	232
C8 (02-14)	233
C-CROSSER (07-13)	233
C-Zero (10-)	234
DS3 (09-)	234
DS3 Cabrio (13-)	235
DS4 (11-)	235
DS5 (11-)	237
EVASION (94-02)	238
JUMPER Bus (94-02)	238
JUMPER Kasten (94-02)	240
JUMPER Pritsche/Fahrgestell (94-02)	242
JUMPER (02-06)	243
JUMPER (06-)	244
JUMPY Kombi (95-06)	245
JUMPY Kasten (95-06)	246
JUMPY Pritsche/Fahrgestell (99-06)	247
JUMPY (07-)	247
NEMO (08-)	247
SAXO (96-04)	248
XANTIA (X1) Limousine (93-97)	249
XANTIA (X1) Kombi (95-97)	251
XANTIA (X2) Limousine (98-03)	251
XANTIA (X2) Kombi (98-03)	252
XM (Y4) Limousine (94-00)	253
XM (Y4) Kombi (94-00)	254
XSARA (N1) Limousine (97-05)	254
XSARA (N2) Kombi (97-05)	256
XSARA (N0) Coupe (97-05)	257
XSARA Picasso (N68) (00-10)	259
ZX (N2) Limousine (91-97)	260
ZX (N2) Kombi (93-98)	261

DACIA

DOKKER (12-)	262
DOKKER Express (12-)	262
DUSTER (HS_) (10-)	263
LODGY (JS_) (12-)	263
LOGAN Express (FS_) (09-13)	264
LOGAN Limousine (LS_) (04-13)	264
LOGAN MCV Kombi (KS_) (07-13)	266
LOGAN Pick-up (US_) (08-13)	266
LOGAN II Limousine (LS2_) (12-)	267
LOGAN II MCV Kombi (13-)	267
SANDERO (08-13)	268
SANDERO II (B52_) (12-)	269

DAEWOO

ARANOS (95-97)	270
CIELO (94-98)	270
ESPERO (95-99)	270
EVANDA (02-05)	270
GENTRA (13-)	270
KALOS (02-05)	270
KORANDO (KJ) (99-05)	270
LACETTI (04-05)	271
LACETTI (07-02)	271
LANOS (97-02)	271
LEGANZA (97-02)	271
MAGNUS (99-04)	271
MATIZ (98-05)	271
MUSSO (FJ) (99-05)	272
NEXIA / RACER (95-08)	272
NUBIRA (97-99)	272
NUBIRA (99-05)	272
REZZO (00-05)	273

DAIHATSU

APPLAUSE I (89-97)	273
APPLAUSE II (97-00)	273
CHARADE (93-01)	273
CHARADE (GB) (03-07)	273
CHARADE (11-13)	274
COPEN (03-12)	274
CUORE (94-99)	274
CUORE (98-03)	274
CUORE (03-07)	274
CUORE (07-13)	274
FEROZA (88-95)	275
GRAN MOVE (96-02)	275

**DAIHATSU**

MATERIA (06-12)	275
MOVE (96-02)	275
ROCKY 4x4 (84-99)	275
SIRION (98-04)	275
SIRION (05-13)	276
TERIOS (J1) (97-05)	276
TERIOS (J2) (05-13)	276
TREVIS (06-09)	277
YRV (01-06)	277

FIAT

500 (07-)	277
500 C Cabrio (09-)	278
500 L Kombi (12-)	278
500 X (14-)	279
ALBEA (02-12)	279
BARCETTA (95-04)	279
BRAVA (95-01)	279
BRAVO (95-01)	280
BRAVO (07-)	282
CINQUECENTO (92-98)	282
COUPE (94-00)	282
CROMA (91-96)	283
CROMA (05-10)	283
DOBLO (01-10)	284
DOBLO (10-)	285
DUCATO (94-02)	286
DUCATO (02-06)	288
DUCATO (06-)	289
FIORINO (93-01)	291
FIORINO / QUBO (08-)	291
FREEMONT (11-)	291
IDEA (04-12)	292
LINEA (07-11)	292
MAREA (96-02)	293
MULTIPLA (98-08)	294
PALIO / PALIO WEEKEND EUROPA (97-06)	294
PALIO SW / SIENA (PL) (98-06)	295
PANDA (86-02)	295
PANDA (03-13)	295
PANDA Cross (06-11)	296
PANDA (12-)	296
PUNTO (93-00)	297
PUNTO (00-03)	297
PUNTO (03-06)	298
PUNTO / PUNTO EVO (09-)	298
GRANDE PUNTO (06-11)	300
SCUDO (95-06)	300
SCUDO (07-)	301
SEDICI (06-)	301
SEICENTO (98-08)	302
STILO / STILO Multi Wagon (01-08)	302
STRADA / PICK-UP (99-11)	303
STRADA (11-)	303
TEMPRA (93-96)	303
TIPO (93-95)	304
ULYSSE (94-02)	305
ULYSSE (02-11)	305

FORD

B-MAX (12-)	306
C-MAX I (07-10)	306
C-MAX II (10-)	307
GRAND C-MAX (10-)	309
CARGO (87-98)	311
COUGAR (98-01)	311
ECOSPORT II (14-)	311
ESCORT VII (95-00)	311
FIESTA III (89-96)	313
FIESTA IV (96-02)	314
FIESTA V (02-08)	315
FIESTA VI (08-)	316
FOCUS I (98-04)	317
FOCUS II (05-11)	318
FOCUS III (11-)	319
FOCUS C-MAX (03-07)	321
FUSION (02-12)	322
GALAXY I (95-06)	322
GALAXY II (06-)	323
KA I (96-08)	324
KA II (08-)	325
KUGA I (08-12)	325
KUGA II (13-)	326
MAVERICK (93-96)	326
MAVERICK (97-98)	327
MAVERICK (01-07)	327
MONDEO I (93-96)	327
MONDEO II (96-00)	328
MONDEO III (00-07)	328
MONDEO IV (07-14)	329
PROBE (93-97)	330
PUMA (97-01)	331
RANGER II (10-11)	331
RANGER (11-)	331
SCORPIO / GRANADA (GB) (95-98)	331
S-MAX (06-)	332
STREET KA (03-06)	333

**FORD**

TOURNEO (94-00)	333
TRANSIT (95-00)	334
TRANSIT (00-06)	334
TRANSIT (06-14)	335
TRANSIT (14-)	335
TRANSIT COURIER / TOURNEO COURIER (14-)	335
TRANSIT CONNECT / TOURNEO CONNECT (03-13)	335
TRANSIT CONNECT / TOURNEO CONNECT (13-)	336
TRANSIT CUSTOM / TOURNEO CUSTOM (12-)	336

HONDA

ACCORD (93-98)	336
ACCORD (98-02)	337
ACCORD Coupe (98-03)	337
ACCORD Limousine (03-08)	338
ACCORD Kombi (03-08)	338
ACCORD IX Limousine (08-)	338
ACCORD IX Kombi (08-)	339
CITY (08-)	339
CIVIC (3-türig) (91-95)	339
CIVIC (4-türig) (91-95)	339
CIVIC (3/4-türig) (95-01)	340
CIVIC (3-türig) (01-05)	340
CIVIC (4-türig) (01-05)	340
CIVIC (5-türig) (94-96)	341
CIVIC (5-türig) (97-01)	341
CIVIC (5-türig) (01-05)	341
CIVIC IX (5-türig) (12-)	342
CIVIC Hatchback (FK/FN) (05-12)	342
CIVIC Stufenheck (FD) (05-12)	342
CIVIC AERODECK (98-01)	343
CIVIC COUPE (94-95)	343
CIVIC COUPE (96-01)	343
CIVIC COUPE (01-04)	344
CONCERTO (90-95)	344
CR-V I (97-02)	344
CR-V II (02-06)	344
CR-V III (07-12)	345
CR-V IV (12-)	345
CRX (92-98)	346
FR-V (05-09)	346
HR-V (99-05)	346
INSIGHT (00-06)	346
INSIGHT (09-13)	346
INTEGRA R (97-01)	347
JAZZ (02-08)	347
JAZZ (08-)	347
LEGEND (91-96)	347
LEGEND (96-04)	348
LOGO (99-02)	348
PRELUDE (92-96)	348
PRELUDE (96-00)	348
S2000 (99-04)	348
SHUTTLE / ODYSSEY (95-01)	349
STREAM (01-05)	349

HYUNDAI

ACCENT I (94-99)	349
ACCENT II (00-05)	349
ACCENT III (05-10)	350
ACCENT IV (10-)	350
ATOS (98-08)	350
ATOS PRIME (99-08)	351
CENTENNIAL (99-09)	351
COUPE (RD) (96-02)	351
COUPE (GK) (02-09)	352
ELANTRA (00-06)	352
ELANTRA (06-11)	353
ELANTRA (11-)	353
GALLOPER (98-03)	353
GETZ (02-09)	354
GRANDEUR (99-05)	355
GRANDEUR (05-10)	355
GRAND SANTA FE (13-)	355
H-1 KASTEN (00-07)	355
H-1 KASTEN (08-)	356
H-1 STAREX (97-07)	356
H-1 STAREX (07-)	356
H 100 (93-00)	356
HIGHWAY VAN (00-04)	357
i10 (08-13)	357
i10 (13-)	357
i20 (08-14)	357
i30 (07-11)	358
i30 (GD) (11-)	359
i30 CW Kombi (08-12)	359
i30 CW Kombi (12-)	360
i40 (12-)	360
i40 CW Kombi (11-)	361
iX20 (10-)	361
iX35 (10-)	361
iX55 (08-12)	362
LANTRA/ELANTRA (90-95)	363
LANTRA/ELANTRA (95-00)	363
MATRIX (01-10)	363
PONY/EXCEL (94-95)	364
S-COUPE (90-96)	364

**HYUNDAI**

SANTA FE I (SM) (01-06)	364
SANTA FE II (CM) (06-12)	365
SANTA FE III (DM) (12-)	366
SANTAMO (98-02)	366
SONATA (Y-3) (93-98)	366
SONATA (EF) (98-04)	366
SONATA (NF) (05-10)	367
SONATA (YF) (09-)	368
TERRACAN (01-07)	368
TIBURON Coupe (06-08)	369
TRAJET (00-08)	369
TUCSON (04-10)	369
VELOSTER (11-)	370
XG (98-05)	370

INFINITI

EX/QX50 (J50) (08-)	370
FX (S50) (03-08)	371
FX/QX70 (S51) (08-)	371
G25/G37 (V36) (07-13)	371
G37/Q60 Coupe (CV36) (07-)	371
G37/Q60 Cabriolet (HV36) (10-)	371
M35/M45 (Y50) (05-)	371
M/Q70 (Y51) (10-)	371
Q50 (V37) (13-)	371

ISUZU

TROOPER (91-98)	371
TROOPER (98-04)	372

IVECO

CAMPAGNOLA (08-10)	372
DAILY I / GRINTA (78-99)	372
DAILY II (99-06)	372
DAILY III (06-13)	373
DAILY V (11-)	373
EUROCARGO (06-)	373
MASSIF (08-10)	373

JAGUAR

S-Type (CCX) (99-08)	373
X-Type (CF1) Limousine (01-09)	374
X-Type (CF1) Kombi (03-09)	374
XF (CC9) (08-)	375
XF Sportbrake (CC9) (12-)	376
XJ (X300) (94-97)	376
XJ (NAW,NBW) (97-03)	376
XJ (X350,X358) (03-09)	377
XJ (X351) (09-)	377
XJS (88-96)	377
XK8 Coupe (0EV) (96-05)	378
XK8 Convertible (QDV) (96-05)	378
XK Coupe (06-)	378
XK Convertible (06-)	378

JEEP

CHEROKEE (XJ) (95-01)	379
CHEROKEE (KJ) (01-08)	379
CHEROKEE (KK) (08-12)	379
COMMANDER (XK) (05-10)	379
COMPASS (MK49) (06-)	379
GRAND CHEROKEE I (ZJ) (93-99)	380
GRAND CHEROKEE II (WJ,WG) (99-05)	380
GRAND CHEROKEE III (WH) (05-10)	380
GRAND CHEROKEE IV (WK) (10-)	380
PATRIOT (MK74) (07-)	381
RENEGADE (BU) (14-)	381
WRANGLER I (YJ) (87-96)	381
WRANGLER II (TJ) (96-07)	381
WRANGLER III (JK) (07-)	381

KIA

BESTA (96-03)	382
BONGO (03-10)	382
CARENS I (00-02)	382
CARENS II (02-06)	382
CARENS III (06-13)	382
CARENS IV (13-)	383
CARNIVAL I (99-01)	383
CARNIVAL II (01-06)	383
CARNIVAL / GRAND CARNIVAL III (06-)	383
CEE'D Limousine (06-12)	383
CEE'D Kombi (07-13)	384
CEE'D (12-)	385
CERATO (04-09)	385
CERATO (09-)	386
CERATO KOUP (09-)	386
CLARUS (96-01)	386
JOICE (00-03)	386

**KIA**

MAGENTIS (01-05)	386
MAGENTIS (05-10)	386
MENTOR I (GB) (96-01)	387
MENTOR II (GB) (01-04)	387
OPRUS (03-10)	387
OPTIMA (12-)	387
PICANTO (BA) (04-11)	388
PICANTO (TA) (11-)	388
PREGIO (97-04)	388
PRIDE Limousine (96-00)	388
PRIDE Kombi (99-01)	388
PRIDE (05-11)	389
PRO CEE'D (08-13)	389
PRO CEE'D (13-)	390
RETONA (99-03)	390
RIO I (DC) (00-05)	390
RIO II (JB) (05-11)	390
RIO III (UB) (11-)	391
SEDONA I (GB) (99-01)	391
SEDONA II (GB) (01-06)	391
SEDONA III (GB) (06-)	391
SEPHIA I (93-98)	391
SEPHIA I (98-01)	391
SEPHIA II (01-04)	392
SHUMA I (97-01)	392
SHUMA II (01-04)	392
SORENTO (JC) (02-09)	392
SORENTO (XM) (09-14)	393
SORENTO (UM) (15-)	393
SOUL (09-14)	393
SOUL (14-)	394
SPORTAGE (94-03)	394
SPORTAGE (04-10)	394
SPORTAGE (10-)	395
VENGA (10-)	395

LADA

110 Stufenheck (2110) (95-07)	396
111 Kombi (2111) (95-08)	396
112 Fließheck (2112) (95-08)	396
FORMA (2108) (89-95)	397
KALINA (1117/1118/1119) (04-)	397
PRIORA (2170/2172) (08-)	397
SAMARA (2108/2109) (86-99)	397
TOSCANA (2107) (83-96)	397
NIVA II (2123) (02-)	397

LANCIA

DE德拉 (94-99)	398
DELTA (94-99)	398
DELTA / Chrysler Delta (08-)	399
FLAVIA (12-)	399
KAPPA (95-01)	399
LYBRA (99-05)	400
MUSA (04-13)	400
PHEDRA (02-10)	401
THEMA (11-)	401
THESIS (02-07)	401
Y 10 (85-95)	401
Y (96-03)	402
YPSILON (03-11)	402
YPSILON / Chrysler Ypsilon (11-)	403
ZETA (94-02)	403

LAND ROVER

DEFENDER Cabrio (07-)	403
DEFENDER Pick-up (07-)	404
DEFENDER Pritsche/Fahrgestell (11-)	404
DEFENDER Station Wagon (07-)	404
DISCOVERY I (89-98)	404
DISCOVERY II (94-04)	404
DISCOVERY III (04-09)	405
DISCOVERY IV (09-)	405
DISCOVERY SPORT (14-)	406
FREELANDER (LN) (98-06)	406
FREELANDER 2 (FA) (06-)	406
RANGE ROVER II (LP) (94-02)	407
RANGE ROVER III (LM) (02-12)	407
RANGE ROVER IV (LG) (12-)	408
RANGE ROVER EVOQUE (SAL) (11-)	408
RANGE ROVER SPORT (LS) (05-13)	408
RANGE ROVER SPORT (LW) (13-)	409

LEXUS

CT 200 (11-)	409
ES 300/330 (96-06)	409
ES 350 (06-12)	409
ES 250/300/350 (GSV,ASV,AW) (12-)	409
GS 300 (93-97)	410
GS 300 (97-05)	410
GS 430 (00-05)	410
GS (GRS_ GWS_) (05-11)	410
GS (GRL1_ GWL1_) (12-)	410

**LEXUS**

GX 470 (J12) (01-09)	411
GX 470 (URJ15) (09-)	411
HS 250 (ANF) (09-)	411
IS 200 (99-05)	411
IS 200/220/250/350 (05-)	411
IS 250/300 (13-)	412
LS 400 (94-00)	412
LS 460 (06-)	412
LS 600 (07-)	412
LX 470 (98-08)	412
LX 570 (URJ) (07-)	412
NX (14-)	412
RC (14-)	412
RX 300 (MCU_) (00-03)	412
RX 300/350/400 (MCU_) (03-08)	413
RX 270/350/450 (GYL_) (09-)	413
SC 430 (UZZ40) (01-10)	413

MAYBACH

(W240) (02-12)	413
----------------	-----

MAZDA

121 (91-96)	413
121 (96-03)	414
2 (DY) (03-07)	414
2 (DE) (07-14)	415
3 (BK) (03-09)	415
3 (BL) (09-13)	416
323 Limousine/323 C/323 F/323 S (94-98)	417
323 Limousine/323 F/323 P/323 S (98-03)	417
5 (CR) (05-10)	418
5 (CW) (10-)	418
6 Limousine (GG) (02-07)	418
6 Kombi (GY) (02-07)	419
6 (GH) (07-12)	419
626 (GE) (91-97)	420
626 (GF) (97-02)	420
626 Kombi (GV) (92-98)	421
626 Kombi (GW) (98-02)	421
B2500 (02-06)	421
BT-50 (06-12)	421
CX-5 (11-)	422
CX-7 (06-13)	422
CX-9 (07-)	422
DEMIO (98-02)	423
E2000/E2200 Bus (87-97)	423
E2000/E2200 Kasten (87-97)	423
E2000/E2200 Pritsche (87-97)	423
MPV I (94-99)	423
MPV II (99-05)	423
MX-3 (91-98)	423
MX-5 (NA) (89-98)	424
MX-5 (NB) (98-05)	424
MX-5 (NC) (05-)	424
MX-6 (91-97)	424
PREMACY (CP) (99-05)	425
PREMACY (CR) (05-10)	425
RX-8 (03-12)	425
TRIBUTE (00-04)	426
TRIBUTE (04-08)	426
XEDOS 6 (92-00)	426
XEDOS 9 (93-02)	426

MERCEDES BENZ

A-Klasse (W168) (97-04)	426
A-Klasse (W169) (04-12)	427
A-Klasse (W176) (12-)	427
B-Klasse (W245) (05-11)	429
B-Klasse (W246/W242) (11-)	430
CITAN (W415) (12-)	431
C-Klasse (W202) Limousine (93-00)	431
C-Klasse (S202) Kombi (96-01)	433
C-Klasse (W203) Limousine (00-07)	435
C-Klasse (S203) Kombi (01-07)	437
C-Klasse (CL203) Sportcoupe (01-08)	440
C-Klasse (CLC203) Coupe (08-10)	441
C-Klasse (W204) Limousine (07-14)	442
C-Klasse (S204) Kombi (07-14)	446
C-Klasse (C204) Coupe (11-)	448
C-Klasse (W205) Limousine (14-)	449
C-Klasse (S205) Kombi (14-)	450
CL-Klasse (C140) Coupe (96-99)	450
CL-Klasse (C215) Coupe (99-06)	451
CL-Klasse (C216) Coupe (06-14)	451
CLA-Klasse (C117) Coupe (13-)	452
CLA-Klasse (X117) Shooting Brake (15-)	453
CLK-Klasse (C208) Coupe (97-02)	454
CLK-Klasse (A208) Cabrio (98-03)	455
CLK-Klasse (C209) Coupe (02-09)	456
CLK-Klasse (A209) Cabrio (03-09)	457
CLS-Klasse (C219) Coupe (04-10)	458
CLS-Klasse (C218) Coupe (10-)	459
CLS-Klasse (X218) Shooting Brake (12-)	460
E-Klasse (W124) Limousine (93-95)	461
E-Klasse (S124) Kombi (93-96)	462

**MERCEDES BENZ**

E-Klasse (C124) Coupe (93-97)	463
E-Klasse (A124) Cabrio (93-98)	464
E-Klasse (W210) Limousine (95-02)	464
E-Klasse (S210) Kombi (96-03)	466
E-Klasse (W211) Limousine (02-09)	467
E-Klasse (S211) Kombi (03-09)	471
E-Klasse (W212) Limousine (09-)	473
E-Klasse (S212) Kombi (09-)	476
E-Klasse (C207) Coupe (09-)	479
E-Klasse (A207) Cabrio (10-)	480
G-Klasse (W463) (90-)	482
G-Klasse (W463) Cabrio (90-)	482
GL-Klasse (X164) (06-12)	483
GL-Klasse (X166) (12-)	483
GLA-Klasse (X156) (13-)	484
GLC-Klasse (X253) (15-)	485
GLE-Klasse (C292) Coupe (15-)	485
GLK-Klasse (X204) (08-)	485
M-Klasse (W163) (98-05)	486
M-Klasse (W164) (05-11)	488
M-Klasse/GLE-Klasse (W166) (11-)	489
R-Klasse (W251,V251) (06-12)	489
S-Klasse (W140) (93-98)	490
S-Klasse (W220) (98-06)	491
S-Klasse (W221) (06-13)	492
S-Klasse (W222) (13-)	495
S-Klasse (C217) Coupe (14-)	495
SL-Klasse (R129) (93-01)	495
SL-Klasse (R230) (01-11)	496
SL-Klasse (R231) (12-)	497
SLK-Klasse (R170) (96-04)	497
SLK-Klasse (R171) (04-11)	498
SLK-Klasse (R172) (11-)	499
SLR-Klasse (C199) Coupe (04-09)	499
SLS AMG 63 / ROADSTER (C197) (10-14)	499
VANEO (BM414) (02-05)	499
V-Klasse (BM638) (96-03)	500
V-Klasse (BM447) (14-)	500
VIANO (BM639) (03-14)	500
VITO (BM638) (96-03)	501
VITO (BM639) (03-14)	502
VITO (W447) (14-)	503
Transporter (BM 631) MB 100 D (87-96)	503
Transporter (BM 901/902) SPRINTER (95-06)	503
Transporter (BM 903/904) SPRINTER (95-06)	504
Transporter (BM 905) SPRINTER (01-06)	506
Transporter (BM 906) SPRINTER (06-)	506
Transporter VARIO (96-13)	509

MERCEDES NFZ.

UNIMOG 20 (BM 405.050) (07-)	509
UNIMOG 300-400 (BM 405.1) (00-)	509
UNIMOG 3000-5000 (BM 437.4) (02-)	510

MG

ZR (01-05)	510
ZS (01-05)	510
ZT Limousine (01-05)	510
ZT-T Kombi (01-05)	511
MGF (RD) (95-02)	511
MG TF (02-05)	511

MINI

F55 (14-)	511
F56 (13-)	511
R50 / R53 (00-06)	512
R52 Cabrio (04-08)	512
R55 Clubman (07-14)	512
R55 Clubvan (12-)	513
R56 (06-14)	513
R57 Cabrio (09-14)	514
R58 Coupe (11-)	514
R59 Roadster (12-)	515
R60 Countryman (10-)	515
R61 Paceman (12-)	515

MITSUBISHI

ASX (10-)	516
CARISMA (95-06)	517
COLT/LANCER Limousine (92-96)	518
COLT/LANCER Limousine (96-03)	518
COLT (04-12)	519
COLT CZC Cabriolet (06-09)	519
ECLIPSE I (91-95)	520
ECLIPSE II (95-99)	520
GALANT (92-96)	520
GALANT (96-03)	520
GALANT Stufenheck (03-)	521
GALLOPER (99-03)	521
GRANDIS (04-10)	521
i (10-)	521
i-MiEV (11-14)	522
L 200 (86-96)	522





MITSUBISHI

L 200 (96-06)	522
L 200 (06-)	522
L 300 (94-00) (Kabine und Chassis)	522
L 400 (96-05)	522
LANCER Evolution (99-03)	523
LANCER Evolution (04-07)	523
LANCER Evolution (CZ4A) (07-)	523
LANCER Limousine (03-07)	523
LANCER Kombi (92-96)	523
LANCER Kombi (03-07)	523
LANCER Stufenheck/Sportlimousine (CY_A) (07-)	524
LANCER Sportback (CX_A) (08-)	525
OUTLANDER I (03-06)	526
OUTLANDER II (06-12)	526
OUTLANDER III (12-)	527
PAJERO (90-00)	528
PAJERO (00-07)	528
PAJERO (07-)	529
PAJERO PININ / SHOGUN PININ (GB) (99-05)	530
PAJERO SPORT / MONTERO (USA) (98-09)	530
PAJERO SPORT (KH_) (09-)	530
SANTAMO (99-04)	530
SIGMA (90-96)	530
SPACE GEAR (95-02)	530
SPACE RUNNER (91-99)	531
SPACE RUNNER (99-03)	531
SPACE STAR (98-06)	531
SPACE STAR (A05A) (12-)	532
SPACE WAGON (91-98)	532
SPACE WAGON (98-05)	532

NISSAN

200 SX (S14) (94-99)	533
350 Z (Z33) (02-09)	533
ALMERA (N15) (95-00)	533
ALMERA (N16) (00-06)	533
ALMERA TINO (V10M) (00-05)	534
CABSTAR E (F23E) (92-07)	534
CABSTAR E (F24E) (06-13)	535
CUBE (Z12) (10-11)	535
GT-R (R35) (09-)	535
INTERSTAR (X70) (02-10)	535
JUKE (F15) (10-)	535
KUBISTAR (X76) Kombi (03-09)	536
LEAF (EM61) (10-)	537
MAXIMA (A32) (94-99)	537
MAXIMA (CA33) (00-03)	537
MICRA (K11E) (92-02)	537
MICRA (K12E) (03-10)	538
MICRA C+C (CK12E) (05-10)	538
MICRA (K13K) (10-)	539
MURANO (Z50) (03-08)	539
MURANO (Z51) (07-)	539
NAVARA (D40M) (05-)	539
NOTE (E11E) (06-13)	540
NOTE (E12E) (13-)	540
NP 300 (D40M) (08-)	540
NV 200 (M20) Kasten (10-)	540
NV 200 EVALIA (M20) Bus (10-)	541
NV 400 (X62) Bus (11-)	541
NV 400 (X62) Kasten (11-)	541
NV 400 (X62) Pritsche/Fahrgestell (11-)	541
PATHFINDER (R50) (97-04)	541
PATHFINDER (R51M) (05-)	542
PATROL (260) (89-95)	542
PATROL GR I (Y60) (88-97)	542
PATROL GR II (Y61) (97-10)	542
PICK-UP (D21) (85-97)	543
PICK-UP (D22) (98-07)	543
PICK-UP (D22S) (06-)	543
PIXO (K10B) (09-13)	543
PRIMASTAR (X83) Bus (01-)	543
PRIMASTAR (X83) Kasten/Pritsche (02-)	544
PRIMERA (P10E) Limousine (90-96)	544
PRIMERA (P11E) Limousine (96-02)	545
PRIMERA (P12E) Limousine (02-08)	545
PRIMERA (W10) Kombi (90-98)	546
PRIMERA (W11) Kombi (98-02)	546
PRIMERA (W12) Kombi (02-08)	546
PULSAR (14-)	547
QASHQAI / QASHQAI +2 (J10, JJ10) (07-14)	547
SERENA/VANETTE CARGO (C23M/963) (92-01)	548
SUNNY (N14) Limousine (90-95)	548
SUNNY (Y10) Kombi (90-00)	549
TEANA (J31) (03-08)	549
TEANA (J32) (08-)	549
TERRANO I (WD21) (87-97)	549
TERRANO II (R20) (93-06)	549
TIIDA Schraegheck (C11X) (07-11)	549
TIIDA Stufenheck (SC11X) (07-11)	550
URVAN (E24) (87-97)	550
VANETTE (C220) (87-95)	550
VANETTE Bus (GC22) (86-95)	550
VANETTE Kasten (GC22) (87-95)	550
X-TRAIL (T30) (01-07)	550
X-TRAIL (T31) (07-14)	551

OPEL

ADAM / Vauxhall Adam (13-)	552
----------------------------	-----



OPEL

AGILA / Vauxhall Agila Mk I (00-07)	553
AGILA / Vauxhall Agila Mk II (08-)	553
ANTARA / Vauxhall Antara (06-)	554
AMPERA / Vauxhall Ampera (11-)	555
ARENA / Vauxhall Arena (97-01)	555
ASTRA F / Vauxhall Astra MKIII (91-01)	555
ASTRA F CLASSIC (98-02)	557
ASTRA F CLASSIC Caravan (98-05)	558
ASTRA G / Vauxhall Astra MKIV (98-04)	558
ASTRA H / GTC / Vauxhall Astra Mk V (04-10)	560
ASTRA H Caravan/Vau. Astra MKV Estate (04-10)	561
ASTRA H TwinTop (06-10)	562
ASTRA J / GTC / Vauxhall Astra Mk VI (09-)	563
ASTRA J Sports Tourer/Vau. Astra Sports Tourer (10-)	565
CALIBRA / Vauxhall Calibra (89-97)	567
CAMPO (91-96)	568
CAMPO (97-01)	568
CASCADA / Vauxhall Cascada (13-)	568
COMBO / Vauxhall Combo (01-11)	568
COMBO D / Vauxhall Combo D (11-)	569
CORSA B / Vauxhall Corsa (93-00)	570
CORSA C / Vauxhall Corsa MK II (00-06)	571
CORSA D / Vauxhall Corsa MK III (06-)	572
CORSA E / Vauxhall Corsa Mk IV (14-)	573
FRONTERA A (92-98)	574
FRONTERA B (98-04)	575
GT (07-09)	575
INSIGNIA / Vauxhall Insignia (08-)	575
INSIGNIA Country Tourer (13-)	578
INSIGNIA Sports Tourer / Vauxh. Insignia SportsTourer (08-)	578
MERIVA A / Vauxhall Meriva Mk I (03-10)	581
MERIVA B / Vauxhall Meriva Mk II (10-)	582
MOKKA / Vauxhall Mokka (12-)	583
MONTEREY (92-98)	583
MONTEREY (98-99)	584
MOVANO A (98-10)	584
MOVANO B (10-)	584
OMEGA B / Vauxhall Omega (94-03)	585
SIGNUM / Vauxhall Signum (03-08)	586
SINTRA / Vauxhall Sintra (97-99)	587
SPEEDSTER / Vauxhall VX220 (00-05)	587
TIGRA / Vauxhall Tigra (94-00)	588
TIGRA TWIN TOP / Vau. Tigra Twin Top (04-09)	588
VECTRA A / Vauxhall Cavalier (89-95)	588
VECTRA B / Vauxhall Vectra (96-02)	589
VECTRA C (F68, F69)/Vau. Vectra MK II (02-08)	591
VECTRA C Caravan (F35) / Vau. MK II (03-08)	592
VIVARO (01-14)	593
VIVARO B (14-)	593
ZAFIRA I / Vauxhall Zafira I (99-05)	594
ZAFIRA II / Vauxhall Zafira II (05-)	594
ZAFIRA III Tourer / Vauxhall Zafira III Tourer (11-)	595

PEUGEOT

106 (91-96)	597
106 (96-04)	598
107 (05-14)	599
108 (14-)	600
205 (91-98)	600
206 Limousine (98-09)	601
206 CC (00-07)	603
206 SW (02-07)	603
206 PLUS (09-13)	604
207 Limousine (06-12)	605
207 CC (07-)	606
207 SW (07-13)	606
208 (12-)	607
301 (12-)	608
306 Limousine (3/5-türig) (93-01)	609
306 Limousine (4-türig) (94-01)	611
306 Cabriolet (94-03)	613
306 Kombi (97-02)	613
307 Limousine (00-07)	614
307 Break (02-08)	616
307 CC (03-09)	618
307 SW (02-08)	618
308 Limousine (07-13)	620
308 SW (08-14)	621
308 CC (09-)	622
308 II (T9) (13-)	623
308 II SW (T9) (14-)	624
405 (93-95)	625
406 Limousine (95-04)	626
406 Kombi (96-04)	627
406 Coupe (97-05)	628
407 Limousine / SW (04-11)	629
407 Coupe (05-11)	630
508 (10-)	631
508 SW (10-)	632
605 (90-99)	634
607 (00-10)	635
806 (94-02)	636
807 (02-14)	636
1007 (05-11)	637
2008 (13-)	638
3008 (09-)	639
4007 (07-12)	639
4008 (12-)	639



PEUGEOT

5008 (09-)	640
BIPPER (08-)	641
BOXER Bus (94-02)	641
BOXER Kasten (94-02)	642
BOXER Pritsche/Fahrgestell (94-02)	645
BOXER (02-06)	646
BOXER (06-)	647
EXPERT Kombi (95-06)	648
EXPERT Kasten (95-06)	649
EXPERT Pritsche/Fahrgestell (95-06)	650
EXPERT / Expert Tepee (07-)	650
PARTNER Kombi (96-08)	651
PARTNER Kasten (96-08)	652
PARTNER Tepee/Kasten/Pritsche (B9) (08-)	653
RCZ (10-)	654
iON (10-)	654

PONTIAC

TRANS SPORT (97-05)	654
---------------------	-----

PORSCHE

911 (993) (93-97)	654
911 TARGA (993) (95-97)	654
911 CABRIO (993) (94-97)	655
911 (996) (97-05)	655
911 TARGA (996) (01-05)	655
911 CABRIO (996) (98-05)	656
911 COUPE (997) (04-13)	656
911 CABRIO (997) (05-13)	657
911 TARGA (997) (06-13)	658
911 COUPE (991) (11-)	658
911 CABRIO (991) (12-)	658
911 TARGA (991) (14-)	659
968 COUPE (91-95)	659
968 CABRIO (91-95)	659
CARRERA GT (980) (03-07)	659
BOXSTER (986) (96-04)	659
BOXSTER (987) (05-11)	660
BOXSTER (981) (12-)	660
CAYENNE I (03-10)	660
CAYENNE II (10-)	662
CAYMAN (987C) (05-12)	665
CAYMAN (981C) (13-)	665
MACAN (13-)	666
PANAMERA (10-)	666

PROTON

JUMBUCK Pick-up (02-)	667
PERSONA 300 / 400 (94-00)	667
SATRIA (00-)	667
WIRA (00-05)	667

RENAULT

AVANTIME (01-03)	667
CAPTUR (J87) (13-)	667
CLIO I Limousine (B/C 57_) (90-98)	668
CLIO I Kasten (S 57_) (91-98)	670
CLIO II Limousine (BB_/CB_) (98-12)	670
CLIO II Kasten (SB_) (98-12)	673
CLIO III (BR_/CR_) (05-12)	673
CLIO III Grandtour (KR_) (08-12)	675
CLIO IV (B98_) (12-)	676
CLIO IV Grandtour (K98_) (12-)	676
DOKKER (K67/F67) (12-)	676
DUSTER (HS_) (11-)	677
ESPACE II (J/S 63_) (91-96)	677
ESPACE III (JK_) (96-02)	678
ESPACE IV (JK_) (02-)	678
ESPACE V (JR_) (15-)	680
EXPRESS/RAPID (F40_) (85-98)	680
FLUENCE (L30_) (10-)	682
KANGOO I (KC_) (98-07)	682
KANGOO II (KW_) (08-)	684
KANGOO Be Bop (KW0_) (09-10)	684
KANGOO Express/Rapid (FC_) (98-07)	685
KANGOO Express/Rapid (FW_) (08-)	686
KOLEOS (HYO_) (08-)	687
LAGUNA I Limousine (B56/556_) (93-00)	688
LAGUNA I Grandtour (K56_) (95-00)	690
LAGUNA II Limousine (BG_) (01-07)	693
LAGUNA II Grandtour (KG_) (01-07)	695
LAGUNA III Limousine (BT0/1) (07-)	697
LAGUNA III Coupe (DT0/1) (07-)	698
LAGUNA III Grandtour (KT0/1) (07-)	698
LATITUDE (L70_) (11-13)	699
LOGAN (LS_) (04-13)	700
LOGAN Kombi (KS_) (04-13)	700
LOGAN Express (07-13)	700
LOGAN II (L52) (13-)	700
LOGAN II Kombi (L52) (13-)	701
MASCOTT (99-04)	701
MASCOTT (04-10)	702
MASTER I Bus (80-98)	702



RENAULT

MASTER I Kasten (80-98)	703
MASTER I Pritsche/Fahrgestell (80-98)	703
MASTER II Bus (JD/ND_) (98-06)	704
MASTER II Kasten (FD_) (98-06)	704
MASTER II Pritsche/Fahrgestell (ED/HD/UD_) (98-06)	705
MASTER II Bus (JD_) (06-10)	706
MASTER II Kasten (FD_) (06-10)	706
MASTER II Pritsche/Fahrgestell (ED/HD/UD_) (06-10)	707
MASTER III Kasten/Bus (FV/JV) (10-)	707
MASTER III Pritsche/Fahrgestell (EV/UV) (10-)	708
MAXITY (SHF/SHT) (06-)	709
MEGANE I Limousine 3/5-türig (BA/SA_) (96-02)	709
MEGANE I Classic (LA_) (96-02)	711
MEGANE I Coach (DA_) (95-03)	713
MEGANE I Cabrio (EA_) (96-03)	714
MEGANE I Grandtour (KA_) (98-03)	715
MEGANE II Limousine 3/5-türig (BM/CM_) (02-08)	716
MEGANE II Limousine 4-türig (LM_) (03-08)	718
MEGANE II Coupe/Cabrio (EM_) (03-10)	720
MEGANE II Grandtour (KM_) (03-08)	721
MEGANE III Schrägheck (BZO_) (08-)	723
MEGANE III CC (EZO_) (10-)	724
MEGANE III Coupe (DZO_) (08-)	725
MEGANE III Grandtour (KZ_) (08-)	726
MEGANE SCENIC (JA_) (96-99)	727
MODUS/GRAND MODUS (JPO_) (04-13)	728
R19 (3/5-türig) (B53/C53/S53_) (88-95)	729
R19 CHAMADE (L53_) (89-95)	731
R19 Cabriolet (D53_) (91-96)	733
R21 NEVADA (K48_) (86-95)	734
SAFRANE (B54_) (92-00)	736
SANDERO (BSO_) (07-)	737
SANDERO/STEPWAY II (13-)	737
SCENIC I (JA_) (99-03)	737
SCENIC II (JM_) (03-09)	738
SCENIC III (JZ_) (09-)	740
GRAND SCENIC (JM_) (04-09)	741
GRAND SCENIC (JZ_) (09-)	742
THALIA I (LB_) (98-)	743
THALIA II / SYMBOL (LU_) (08-)	744
TRAFIC I Propulsion (PXX) (89-97)	744
TRAFIC I Kasten (TXX) (89-01)	744
TRAFIC I Bus (TXW) (89-01)	745
TRAFIC II (JL/FL/EL) (01-14)	746
TRAFIC III (14-)	747
TWINGO I Limousine (C06_) (93-07)	747
TWINGO I Kasten (S06_) (93-07)	748
TWINGO II (CNO_) (07-14)	748
TWINGO III (14-)	749
VEL SATIS (BJO_) (02-09)	749
WIND (E4M_) (10-13)	749
ZOE (12-)	750

ROLLS ROYCE

SILVER SERAPH	750
---------------	-----

ROVER

25-Serie (RF) (99-05)	750
45-Serie (RT) (00-05)	750
75-Serie (RJ/RX) (99-05)	751
100-Serie (XP) (90-98)	751
200-Serie (XW) (90-95)	751
200 II-Serie (RF) (95-00)	752
400-Serie (XW) (90-95)	752
400-Serie (RT) (95-00)	753
600-Serie (RH) (93-99)	753
800-Serie (XS/RS) (86-99)	753
MINI (91-95)	754
STREETWISE (03-05)	754

SAAB

9-3 (YS3D) (98-02)	754
9-3 Limousine (YS3F) (03-12)	755
9-3 SportCombi (05-12)	757
9-3 Cabriolet (YS3D) (98-03)	758
9-3 Cabriolet (YS3F) (03-12)	759
9-3 X (09-12)	761
9-5 Limousine (YS3E) (97-10)	761
9-5 Kombi (YS3E) (98-10)	763
9-5 II (10-12)	764
900 (94-98)	766
9000 (94-98)	766

SEAT

ALHAMBRA I (96-10)	767
ALHAMBRA II (10-)	768
ALTEA (5P1) (04-)	769
ALTEA XL (5P5) (06-)	771
AROSA (6H) (97-05)	773
CORDOBA I (93-99)	774
CORDOBA II (6K2) (99-02)	777
CORDOBA III (6L2) (02-09)	777
EXEO / ST (09-13)	778



SEAT

IBIZA II (93-99)	779
IBIZA III (6K1) (99-02)	783
IBIZA IV (6L1) (02-10)	784
IBIZA V / ST / SC (08-)	786
INCA (6K9) (96-03)	789
LEON I (1M1) (99-05)	790
LEON II (1P1) (05-12)	792
LEON III (5F) / SC / ST (12-)	796
LEON III (5F) ST X-Perience (14-)	799
MARBELLA (87-98)	799
Mii (12-)	799
TERRA (87-96)	799
TOLEDO I (1L) (91-98)	800
TOLEDO II (1M2) (98-04)	801
TOLEDO III (5P2) (05-09)	804
TOLEDO IV (KG3) (12-)	805

SKODA

CITIGO (12-)	806
FABIA I (6Y) (99-07)	806
FABIA II (5J) (07-14)	808
FABIA III (N.J.) (14-)	810
FAVORIT (781) (87-95)	810
FELICIA I (791/795) (95-97)	811
FELICIA II (6U) (98-01)	811
FELICIA PICK-UP (797) (97-00)	811
FORMAN (785) (91-95)	812
OCTAVIA I (1U) (97-10)	812
OCTAVIA II (1Z) (04-13)	814
OCTAVIA III (5E) (12-)	816
PICK-UP (93-95)	819
RAPID / RAPID Spaceback (12-)	819
ROOMSTER (5J) (06-15)	820
SUPERB I (02-08)	822
SUPERB II (08-15)	823
SUPERB II Combi (09-15)	824
SUPERB III (15-)	826
SUPERB III Combi (15-)	826
YETI (09-)	827

SMART

CABRIO (BM450) (00-03)	829
CITY COUPE (BM450) (98-04)	830
CROSSBLADE (BM450) (02-04)	830
FORFOUR (BM454) (04-06)	830
FORTWO CABRIO (BM450) (04-07)	831
FORTWO COUPE (BM450) (04-07)	831
FORTWO CABRIO (BM451) (07-)	831
FORTWO COUPE (BM451) (07-)	832
FORTWO (BM453) (14-)	833
FORFOUR (BM453) (14-)	833
ROADSTER (BM452) (03-05)	833
ROADSTER COUPE (BM452) (03-05)	833

SSANG YONG

ACTYON SPORTS Pick-up (07-)	833
KORANDO (96-99)	833
REXTON I (02-06)	833

SUBARU

BRZ Coupe (Z10) (12-)	834
FORESTER (97-02)	834
FORESTER (02-08)	834
FORESTER (08-13)	834
FORESTER (13-)	835
IMPREZA Limousine (93-00)	835
IMPREZA Limousine (00-05)	836
IMPREZA Limousine (05-07)	836
IMPREZA Kombi (93-00)	836
IMPREZA Kombi (00-05)	837
IMPREZA Kombi (05-07)	837
IMPREZA (08-11)	837
IMPREZA (GP) (11-)	838
JUSTY (3-türig) (84-95)	838
JUSTY (5-türig) (84-95)	838
JUSTY (95-03)	838
JUSTY (G3X) (03-07)	839
JUSTY (07-11)	839
LEGACY Limousine (94-99)	839
LEGACY Kombi (94-98)	840
LEGACY (99-03)	840
LEGACY (03-09)	840
LEGACY (09-)	840
OUTBACK (00-03)	841
OUTBACK (03-09)	841
OUTBACK (09-)	841
TREZIA (11-)	841
TRIBECA (B9) (05-10)	842
XV (12-)	842

SUZUKI

ALTO (93-02)	842
--------------	-----



SUZUKI

ALTO (02-08)	842
ALTO (09-)	842
BALENO (95-02)	842
CAPPUCINO (92-95)	843
CARRY (99-04)	843
GRAND VITARA (98-05)	843
GRAND VITARA (05-)	843
IGNIS I (00-03)	844
IGNIS II (03-12)	844
JIMNY (98-)	844
KIZASHI (10-)	844
LIANA (01-07)	845
SAMURAI (98-04)	845
SPLASH (08-)	845
SWIFT II (89-96)	846
SWIFT II (96-04)	846
SWIFT III (05-10)	847
SWIFT IV (10-)	847
SX4 (06-)	847
SX4 (13-)	849
VITARA (89-98)	849
VITARA (LY) (15-)	849
WAGON R+ (98-00)	849
WAGON R+ (00-08)	849
X-90 (95-97)	850

TOYOTA

4-RUNNER (88-96)	850
4-RUNNER (96-99)	850
ALPHARD II (GGH2_, ANH2_, ATH2_) (08-)	850
AURIS (06-12)	850
AURIS (12-)	851
AURIS Touring Sports (13-)	852
AVENSIS (97-03)	852
AVENSIS (03-08)	853
AVENSIS (09-)	854
AVENSIS VERSO (01-09)	854
AYGO (05-14)	854
AYGO (14-)	855
CAMRY (91-96)	855
CAMRY (96-01)	855
CAMRY (01-05)	855
CAMRY (06-11)	855
CAMRY (11-)	856
CARINA E (92-97)	856
CELICA (93-99)	857
CELICA (99-05)	857
COROLLA (92-97)	857
COROLLA (97-02)	857
COROLLA (02-04)	858
COROLLA (04-06)	859
COROLLA (06-13)	859
COROLLA (13-)	859
COROLLA VERSO (02-04)	860
COROLLA VERSO (04-09)	860
FJ CRUISER (06-14)	860
HIACE (95-06)	860
HIACE (06-)	861
HILUX (88-97)	861
HILUX (97-05)	861
HILUX (05-)	862
IQ (09-)	862
LAND CRUISER 70-75 (90-96)	862
LAND CRUISER STATION WAGON 80 (90-97)	862
LAND CRUISER 90-95 (96-02)	862
LAND CRUISER 100 (98-08)	863
LAND CRUISER 120 (03-)	863
LAND CRUISER 150 (10-)	863
LAND CRUISER 200 (07-)	864
MR2 (89-00)	864
MR2 (00-07)	864
PASEO (91-95)	864
PASEO (95-99)	864
PICNIC (96-01)	864
PREVIA (90-00)	864
PREVIA (00-05)	865
PREVIA (05-)	865
PRIUS (00-03)	865
PRIUS (03-09)	865
PRIUS (09-)	866
PRIUS PLUS (12-)	866
RAV4 I (94-00)	866
RAV4 II (00-05)	866
RAV4 III (05-)	866
RAV4 IV (12-)	867
STARLET (89-96)	868
STARLET (96-99)	868
SUPRA (93-98)	868
URBAN CRUISER (09-)	868
VERSO (09-)	868
VERSO S (10-)	869
YARIS (99-05)	869
YARIS (06-11)	870
YARIS (11-)	870
YARIS VERSO (99-05)	871

VOLKSWAGEN

AMAROK (10-)	872
--------------	-----



VOLKSWAGEN

BORA (98-04)	872
CADDY II (96-04)	876
CADDY Pickup (97-02)	877
CADDY III (04-15)	877
CADDY IV (15-)	880
CC COUPE (11-)	881
CRAFTER (06-)	882
EOS (06-)	883
FOX (05-11)	885
GOLF III (92-97)	886
GOLF III Variant (93-99)	888
GOLF III Cabriolet (94-02)	890
GOLF IV (98-05)	891
GOLF IV Variant (99-06)	894
GOLF V (03-08)	895
GOLF V Variant (07-09)	899
GOLF VI (08-)	900
GOLF VI Variant (09-)	903
GOLF VI Cabriolet (11-)	905
GOLF VII (12-)	906
GOLF VII Variant (13-)	909
GOLF VII Sportsvan (14-)	911
GOLF VII ALLTRACK (14-)	912
GOLF Plus (05-14)	913
JETTA V (05-10)	915
JETTA VI (11-)	917
LT/LT 4x4 (75-96)	919
LT/LT 4x4 (96-06)	919
LUPO (98-05)	919
NEW BEETLE (98-10)	921
NEW BEETLE Cabriolet (03-10)	922
BEETLE (11-)	922
BEETLE Cabriolet (12-)	924
PASSAT (94-96)	925
PASSAT (97-05)	926
PASSAT Limousine (05-10)	929
PASSAT Variant (05-10)	931
PASSAT CC (08-11)	933
PASSAT / PASSAT VARIANT (10-14)	935
PASSAT ALLTRACK (12-)	936
PASSAT / PASSAT VARIANT (14-)	937
PHAETON (02-)	938
POLO III (95-01)	939
POLO IV (02-09)	942
POLO V (09-)	944
POLO Classic (96-01)	948
POLO Variant (97-01)	949
SCIROCCO (08-)	950
SHARAN I (95-10)	952
SHARAN II (10-)	954
TARO (89-97)	955
TIGUAN (07-)	955
TOUAREG I (03-10)	956
TOUAREG II (10-)	958
TOURAN I (03-15)	960
TOURAN II (15-)	962
TRANSPORTER (T4) (90-03)	962
TRANSPORTER (T5) BUS / MULTIVAN / KASTEN (03-)	964
TRANSPORTER (T5) PRITSCHKE / FAHRGESTELL (03-)	968
TRANSPORTER (T6) (15-)	971
VENTO (92-98)	972
up (11-)	974

VOLVO

440 (88-96)	974
460 (88-96)	975
480 (86-96)	976
850 Limousine (91-96)	977
850 Kombi (92-96)	977
940 I Limousine (90-95)	978
940 I Kombi (90-95)	980
940 II Limousine (95-98)	981
940 II Kombi (95-98)	981
960 II Limousine (94-96)	982
960 II Kombi (94-96)	982
C30 Coupe (06-12)	982
C70 Coupe (97-02)	984
C70 I Cabrio (98-06)	984
C70 II Cabrio (06-13)	985
S40 I (95-03)	986
S40 II (04-12)	987
S60 I (00-09)	989
S60 II (10-)	990
S70 (97-00)	993
S80 I (98-06)	996
S80 II (06-)	997
S90 (97-98)	1003
V40 (95-04)	1003
V40 (12-)	1004
V50 (04-12)	1006
V60 (10-)	1007
V70 I (97-00)	1011
V70 II (00-07)	1014
V70 III (07-)	1016
V90 (97-98)	1021
XC60 (08-)	1021
XC70 I CROSS COUNTRY (00-07)	1023
XC70 II CROSS COUNTRY (07-)	1023
XC90 (02-14)	1026

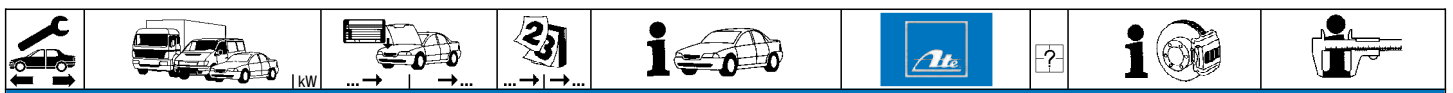


A large rectangular area containing numerous horizontal lines, designed for writing or drawing.





- ① Fahrzeugverwendungen
- ② Applications of vehicles
- ③ Applications
- ④ Applicazioni autoveicoli
- ⑤ Aplicaciones
- ⑥ Voertuigtoepassingen
- ⑦ Køretøjsanvendelser
- ⑧ Fordonsanvändningar
- ⑨ J arm alkalmaz sok
- ⑩ Utiliza  es do ve culo
- ⑪  rimeneni  v avtomobilih 
- ⑫ Pou it  vozidel
- ⑬ Zastosowania pojazd w
- ⑭  r seis o h  atw
- ⑮ Ara  kullanimlari
- ⑯       
- ⑰         
- ⑱           



ALFA ROMEO 145 (94-01)

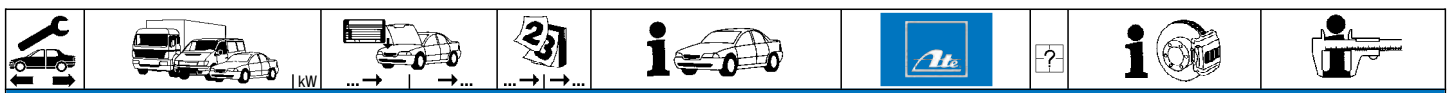
	1.4 i.e.	66	07.94	12.96	13.0460-2949.2	602949		20833 17,0 +/WK/S	LUC
	1.6 i.e.	76	07.94	12.96	13.0460-7068.2	607068		21930 17,9 +/WK	ATE
	1.7 i.e. 16V		07.94	12.96					
	2.0 TD	66	07.94	12.96					
	1.4 i.e. T.Spark	76	01.97	02.01	13.0460-7067.2	607067		21927 17,9 +/WK	ATE
	1.6 i.e. T.Spark		01.97	02.01					
	1.9 JTD	77	02.99	02.01					
	2.0 TD	66	01.97	02.99					
	1.8 i.e. T.Spark		01.97	02.01	13.0460-7069.2	607069		21636 19,3 +/WK	ATE
	2.0 i.e. 16V		10.95	02.01					
	1.4 i.e.	66	07.94	12.96	24.0112-0127.1	412127		258 12,0 10,2 +B	
	1.6 i.e.	76	07.94	12.96					
	2.0 TD	66	07.94	12.96					
	1.4 i.e. T.Spark	76	01.97	02.01	24.0120-0142.1	420142		258 20,0 18,2 V L +B	
	1.6 i.e. T.Spark		01.97	02.01	24.0320-0142.1	520142		258 20,0 18,2 V L +B PD	
	1.7 i.e. 16V		07.94	12.96					
	1.9 JTD	77	02.99	02.01					
	2.0 TD	66	01.97	02.99					
	1.8 i.e. T.Spark		01.97	02.01	24.0122-0107.1	422107		284 22,0 20,2 V +B	
	2.0 i.e. 16V		10.95	02.01					
	1.4 i.e.	66	07.94	12.96 + ABS	13.0460-2951.2	602951	+ GG-Sättel ¹⁾	21103 14,2 /S	LUC
	1.4 i.e. T.Spark	76	01.97	02.01 + ABS	13.0460-2826.2	602826	+ ALU-Sättel ²⁾	23177 14,2 /S	LUC
	1.6 i.e.	76	07.94	12.96 + ABS	13.0460-0072.2	610072	+ GG-Sättel ¹⁾	Belagsatz-Zubehör	LUC
	1.6 i.e. T.Spark		01.97	02.01 + ABS					
	1.7 i.e. 16V		07.94	12.96					
	1.8 i.e. T.Spark		01.97	02.01					
	1.9 JTD	77	02.99	02.01 + ABS					
	2.0 i.e. 16V		10.95	02.01					
	2.0 TD	66	07.94	02.99 + ABS					
	1.4 i.e.	66	07.94	12.96 + ABS	24.0111-0149.1	411149		241 11,0 9,2	
	1.4 i.e. T.Spark	76	01.97	02.01 + ABS					
	1.6 i.e.	76	07.94	12.96 + ABS					
	1.6 i.e. T.Spark		01.97	02.01 + ABS					
	1.7 i.e. 16V		07.94	12.96					
	1.8 i.e. T.Spark		01.97	02.01					
	1.9 JTD	77	02.99	02.01 + ABS					
	2.0 i.e. 16V		10.95	02.01 + ABS					
	2.0 TD	66	07.94	02.99 + ABS					
	2.0 i.e. 16V		10.95	02.01 + ABS	24.0111-0119.1	411119		241 11,0 9,2 +B	
	1.4 i.e.	66	07.94	12.96 - ABS	03.0137-0208.2	650208		228 x 42 HEB	
	1.6 i.e.	76	07.94	12.96 - ABS	03.0137-9081.2	669081		Bremsbacken-Zubehör	
	2.0 TD	66	07.94	12.96 - ABS					
	1.4 i.e. T.Spark	76	01.97	02.01 - ABS	03.0137-0262.2	650262		203 x 39	BDX
	1.6 i.e. T.Spark		01.97	02.01 - ABS	03.0137-9125.2	669125		Bremsbacken-Zubehör	BDX
	1.9 JTD	77	02.99	02.01 - ABS					
	2.0 TD	66	01.97	02.99 - ABS					
	1.4 i.e.	66	07.94	12.96 - ABS	24.0222-8018.1	480078		228/230 x 48	
	1.6 i.e.	76	07.94	12.96 - ABS					
	2.0 TD	66	07.94	12.96 - ABS					
	1.4 i.e. T.Spark	76	01.97	02.01 - ABS	24.0220-3007.1	480064		203/204,7 x 48,5	
	1.6 i.e. T.Spark		01.97	02.01 - ABS					
	1.9 JTD	77	02.99	02.01 - ABS					
	2.0 TD	66	01.97	02.99 - ABS					
	1.4 i.e.	66	07.94	12.96 - ABS	03.0420-4520.3	684520		20,64/228x42 Kit	
	1.6 i.e.	76	07.94	12.96 - ABS					
	2.0 TD	66	07.94	12.96 - ABS					
	1.4 i.e. T.Spark	76	01.97	02.01 - ABS	03.0520-6722.3	696722		22,20/203x39 TopKit	BDX
	1.6 i.e. T.Spark		01.97	02.01 - ABS					
	1.9 JTD	77	02.99	02.01 - ABS					
	2.0 TD	66	01.97	02.99 - ABS					

ALFA ROMEO 146 (94-01)

	1.4 i.e.	66	12.94	12.96	13.0460-2949.2	602949		20833 17,0 +/WK/S	LUC
	1.6 i.e.	76	12.94	12.96	13.0460-7068.2	607068		21930 17,9 +/WK	ATE
	1.7 i.e. 16V		12.94	12.96					
	2.0 TD	66	12.94	12.96					
	1.4 i.e. T.Spark	76	01.97	02.01	13.0460-7067.2	607067		21927 17,9 +/WK	ATE
	1.6 i.e. T.Spark		01.97	02.01					
	1.9 JTD	77	02.99	02.01					
	2.0 TD	66	01.97	02.99					
	1.8 i.e. T.Spark		01.97	02.01	13.0460-7069.2	607069		21636 19,3 +/WK	ATE
	2.0 i.e. 16V		10.95	02.01					
	1.4 i.e.	66	12.94	12.96	24.0112-0127.1	412127		258 12,0 10,2 +B	
	1.6 i.e.	76	12.94	12.96					
	2.0 TD	66	12.94	12.96					
	1.4 i.e. T.Spark	76	01.97	02.01	24.0120-0142.1	420142		258 20,0 18,2 V L +B	
	1.6 i.e. T.Spark		01.97	02.01	24.0320-0142.1	520142		258 20,0 18,2 V L +B PD	
	1.7 i.e. 16V		12.94	12.96					
	1.9 JTD	77	02.99	02.01					
	2.0 TD	66	01.97	02.99					
	1.8 i.e. T.Spark		01.97	02.01	24.0122-0107.1	422107		284 22,0 20,2 V +B	
	2.0 i.e. 16V		10.95	02.01					

¹⁾ + cast iron caliper / + pinza in ghisa / + étriers en fonte grise / + fundición gris-pinza

²⁾ + aluminium calipers / + pinze in alluminio / + étriers en aluminium / + pinzas de aluminio



ALFA ROMEO 146 (94-01)


















	1.4 i.e.	66		12.94	12.96	+ ABS	13.0460-2951.2	602951	+ GG-Sättel ¹⁾	21103	14,2 /S	LUC
	1.4 i.e. T.Spark	76		01.97	02.01	+ ABS	13.0460-2826.2	602826	+ ALU-Sättel ²⁾	23177	14,2 /S	LUC
	1.6 i.e.	76		12.94	12.96	+ ABS	13.0460-0072.2	610072	+ GG-Sättel ¹⁾		Belagsatz-Zubehör	LUC
	1.6 i.e. T.Spark			01.97	02.01	+ ABS						
	1.7 i.e. 16V			12.94	12.96							
	1.8 i.e. T.Spark			01.97	02.01							
	1.9 JTD	77		02.99	02.01	+ ABS						
	2.0 i.e. 16V			10.95	02.01							
	2.0 TD	66		12.94	02.99	+ ABS						
	1.4 i.e.	66		12.94	12.96	+ ABS	24.0111-0149.1	411149			241	11,0 9,2
	1.4 i.e. T.Spark	76		01.97	02.01	+ ABS						
	1.6 i.e.	76		12.94	12.96	+ ABS						
	1.6 i.e. T.Spark			01.97	02.01	+ ABS						
	1.7 i.e. 16V			12.94	12.96							
	1.8 i.e. T.Spark			01.97	02.01							
	1.9 JTD	77		02.99	02.01	+ ABS						
	2.0 i.e. 16V			10.95	02.01	+ ABS						
	2.0 TD	66		12.94	02.99	+ ABS						
	2.0 i.e. 16V			10.95	02.01	- ABS	24.0111-0119.1	411119			241	11,0 9,2 +B
	1.4 i.e.	66		12.94	12.96	- ABS	03.0137-0208.2	650208			228 x 42	HEB
	1.6 i.e.	76		12.94	12.96	- ABS	03.0137-9081.2	669081				Bremsbacken-Zubehör
	2.0 TD	66		12.94	12.96	- ABS						
	1.4 i.e. T.Spark	76		01.97	02.01	- ABS	03.0137-0262.2	650262			203 x 39	BDX
	1.6 i.e. T.Spark			01.97	02.01	- ABS	03.0137-9125.2	669125				BDX
	1.9 JTD	77		02.99	02.01	- ABS						
	2.0 TD	66		01.97	02.99	- ABS						
	1.4 i.e.	66		12.94	12.96	- ABS	24.0222-8018.1	480078			228/230	x 48
	1.6 i.e.	76		12.94	12.96	- ABS						
	2.0 TD	66		12.94	12.96	- ABS						
	1.4 i.e. T.Spark	76		01.97	02.01	- ABS	24.0220-3007.1	480064			203/204,7	x 48,5
	1.6 i.e. T.Spark			01.97	02.01	- ABS						
	1.9 JTD	77		02.99	02.01	- ABS						
	2.0 TD	66		01.97	02.99	- ABS						
	1.4 i.e.	66		12.94	12.96	- ABS	03.0420-4520.3	684520			20,64/228x42	Kit
	1.6 i.e.	76		12.94	12.96	- ABS						
	2.0 TD	66		12.94	12.96	- ABS						
	1.4 i.e. T.Spark	76		01.97	02.01	- ABS	03.0520-6722.3	696722			22,20/203x39	TopKit
	1.6 i.e. T.Spark			01.97	02.01	- ABS						BDX
	1.9 JTD	77		02.99	02.01	- ABS						
	2.0 TD	66		01.97	02.99	- ABS						

ALFA ROMEO 147 (01-10)

	1.6 i 16V T.Spark	77		01.01		VET: - 3021488	13.0460-7139.2	607139		23140	19,4 +/WK	ATE
							13.0470-7139.2	LD7139		23140	19,4 +/WK	ATE
	1.6 i 16V T.Spark	77		10.10		VET: 3021489 -	13.0460-7140.2	607140		23289	19,3 +/WK	ATE
	1.6 i 16V T.Spark	88		01.01	10.10		13.0470-7140.2	LD7140		23289	19,3 +/WK	ATE
	1.9 JTD	74		06.03	10.10							
	1.9 JTD	81		11.00	10.10							
	1.9 JTD	85		01.01	10.10							
	1.9 JTD 16V			11.02	10.10							
	1.9 JTDM 16V			07.05	10.10							
	1.9 JTDM 8V	88		07.05	10.10							
	2.0 i 16V T.Spark	110		01.01	10.10							
	3.2 GTA	184		02.03	12.03		13.0460-4985.2	604985		21381	18,0 +/WK	BRE
							13.0460-0254.2	610254			Belagsatz-Zubehör	
	1.6 i 16V T.Spark	77		01.01		VET: - 3021488	24.0115-0108.1	415108		281	15,0 13,2 +B	
	1.6 i 16V T.Spark	77		10.10		VET: 3021489 -	24.0122-0145.1	422145		284	22,0 20,2 V +B	
	1.6 i 16V T.Spark	88		01.01	10.10							
	1.9 JTD	74		06.03	10.10							
	1.9 JTD	81		11.00	10.10							
	1.9 JTD	85		01.01	10.10							
	1.9 JTD 16V			11.02	10.10							
	1.9 JTDM 16V			07.05	10.10							
	1.9 JTDM 8V	88		07.05	10.10							
	2.0 i 16V T.Spark	110		01.01	10.10							
	3.2 GTA	184		02.03	09.03		24.0128-0119.1	428119		305	28,0 26,0 V	
	3.2 GTA	184		10.03	10.10		24.0132-0129.1	432129		330	32,0 30,0 V L	
	1.6 i 16V T.Spark	77		01.01	10.10		13.0460-2867.2	602867		23517	16,6 /S	LUC
	1.6 i 16V T.Spark	88		01.01	10.10		13.0470-2867.2	LD2867		23517	16,6 /S	LUC
	1.9 JTD	74		06.03	10.10							
	1.9 JTD	81		11.00	10.10							
	1.9 JTD	85		01.01	10.10							
	1.9 JTD 16V			11.02	10.10							
	1.9 JTDM 16V			07.05	10.10							
	1.9 JTDM 8V	88		07.05	10.10							
	2.0 i 16V T.Spark	110		01.01	10.10							
	3.2 GTA	184		02.03	10.10							
	1.6 i 16V T.Spark	77		01.01	10.10		24.0110-0209.1	410209		251	10,0 9,0 +B	
	1.6 i 16V T.Spark	88		01.01	10.10							
	1.9 JTD	74		06.03	10.10							
	1.9 JTD	81		11.00	10.10							
	1.9 JTD	85		01.01	10.10							
	1.9 JTD 16V			11.02	10.10							
	1.9 JTDM 16V			07.05	10.10							
	1.9 JTDM 8V	88		07.05	10.10							

¹⁾ + cast iron caliper / + pinza in ghisa / + étriers en fonte grise / + fundición gris-pinza

²⁾ + aluminium calipers / + pinze in alluminio / + étriers en aluminium / + pinzas de aluminio

								
ALFA ROMEO 147 (01-10)								
	2.0 i 16V T.Spark	110	01.01	10.10	24.0110-0209.1	410209		251 10,0 9,0 +B
	3.2 GTA	184	02.03	10.10	24.0110-0283.1	410283		276 10,0 9,0 +B
ALFA ROMEO 155 (92-97)								
	1.7 T.S.		04.93	12.97	13.0460-2949.2	602949		20833 17,0 +/WK/S LUC
	1.8 T.S.		05.92	12.97				
	1.9 TD		03.93	12.97				
	2.0 16V Turbo Q4		11.92	12.97	13.0460-2979.2	602979		21147 19,0 +/WK/S LUC
	2.5 TD		03.93	10.97				
	2.5 V6		05.92	12.97				
	2.0 T.S.		05.92	12.97	13.0460-2987.2	602987		23168 19,0 +/WK/S LUC
	1.7 T.S.		04.93	12.97	24.0120-0142.1	420142		258 20,0 18,2 V L +B
	1.8 T.S.		05.92	12.97	24.0320-0142.1	520142		258 20,0 18,2 V L +B PD
	1.9 TD		03.93	12.97	24.0112-0127.1	412127		258 12,0 10,2 +B
	2.5 TD		04.93	12.97				
	2.0 T.S.		11.95	12.97	24.0122-0107.1	422107		284 22,0 20,2 V +B
	2.0 16V Turbo Q4		11.92	12.97	24.0122-0147.1	422147		284 22,0 20,2 V +B
	2.5 TD		03.93	12.97				
	2.5 V6		05.92	12.97				
	1.7 T.S.		04.93	12.97	13.0460-2951.2	602951	+ GG-Sättel ¹⁾	21103 14,2 /S LUC
	1.8 T.S.		05.92	12.97	13.0460-2826.2	602826	+ ALU-Sättel ²⁾	23177 14,2 /S LUC
	1.9 TD		03.93	12.97	13.0460-0072.2	610072	+ GG-Sättel ¹⁾	Belagsatz-Zubehör LUC
	2.0 16V Turbo Q4		11.92	12.97				
	2.0 T.S.		05.92	12.97				
	2.5 TD		03.93	12.97				
	2.5 V6		05.92	12.97				
	1.7 T.S.		04.93	12.97	24.0111-0149.1	411149		241 11,0 9,2
	1.8 T.S.		05.92	12.97				
	1.9 TD		03.93	12.97				
	2.0 16V Turbo Q4		11.92	12.97				
	2.0 T.S.		05.92	12.97				
	2.5 TD		03.93	12.97				
	2.5 V6		05.92	12.97				
ALFA ROMEO 156 (97-05)								
	1.6 i 16V T.Spark		10.97	02.00	13.0460-7105.2	607105		23140 19,4 +/WK ATE
	1.8 i 16V T.Spark		10.97	02.00				
	1.9 JTD		10.97	02.00				
	1.6 i 16V T.Spark		03.00	02.01	13.0460-7139.2	607139		23140 19,4 +/WK ATE
	1.8 i 16V T.Spark		03.00	02.01	13.0470-7139.2	LD7139		23140 19,4 +/WK ATE
	1.9 JTD		03.00	02.01				
	2.0 16V T.Spark	100	10.97	02.00	13.0460-7069.2	607069		21636 19,3 +/WK ATE
	2.4 JTD		10.97	02.00				
	2.5 V6 24V		10.97	02.00				
	1.6 i 16V T.Spark		03.01	07.05	13.0460-7140.2	607140		23289 19,3 +/WK ATE
	1.8 i 16V T.Spark		03.01	07.05	13.0470-7140.2	LD7140		23289 19,3 +/WK ATE
	1.9 JTD		03.01	07.05				
	1.9 JTD 16V	103	11.02	07.05				
	2.0 16V T.Spark		03.00	07.05				
	2.0 JTS	122	03.02	07.05				
	2.4 JTD	100	03.00	10.00				
	2.4 JTD	103	10.00	07.05				
	2.5 V6 24V		03.00	07.05				
	1.9 JTD 16V	110	07.04	07.05	13.0460-4803.2	604803		23092 15,6 +/WK/Zub BRE
					13.0470-4803.2	LD4803		23092 15,6 +/WK/Zub BRE
	2.4 JTD	110	03.02	07.05	13.0460-7180.2	607180		23222 19,3 +/WK ATE
	2.4 JTD	129	10.03	07.05				
	3.2 GTA	184	03.02	07.05	13.0460-4985.2	604985		21381 18,0 +/WK BRE
					13.0460-0254.2	610254		Belagsatz-Zubehör
	1.6 i 16V T.Spark		10.97	07.05	24.0115-0108.1	415108		281 15,0 13,2 +B
	1.8 i 16V T.Spark		10.97	07.05				
	1.9 JTD		10.97	07.05				
	1.8 i 16V T.Spark		10.97	07.05	24.0122-0145.1	422145		284 22,0 20,2 V +B
	1.9 JTD 16V	103	11.02	07.05				
	2.0 16V T.Spark		10.97	07.05				
	2.0 JTS	122	03.02	07.05				
	2.4 JTD	100	10.97	10.00				
	2.4 JTD	103	10.00	07.05				
	2.4 JTD	110	03.02	07.05				
	2.4 JTD	129	10.03	07.05				
	2.5 V6 24V		10.97	07.05				
	3.2 GTA	184	03.02	09.03	24.0128-0119.1	428119		305 28,0 26,0 V
	1.9 JTD 16V	110	07.04	07.05	24.0132-0129.1	432129		330 32,0 30,0 V L
	3.2 GTA	184	10.03	07.05				
	1.6 i 16V T.Spark		10.97	02.02	13.0460-2827.2	602827		21606 16,7 /S LUC
	1.8 i 16V T.Spark		10.97	02.02				
	1.9 JTD		10.97	02.02				
	2.0 16V T.Spark		10.97	02.02				
	2.4 JTD	100	10.97	10.00				
	2.4 JTD	103	10.00	02.02				
	2.5 V6 24V		10.97	02.02				
	1.6 i 16V T.Spark		03.02	07.05	13.0460-2867.2	602867		23517 16,6 /S LUC
	1.8 i 16V T.Spark		03.02	07.05	13.0470-2867.2	LD2867		23517 16,6 /S LUC

¹⁾ + cast iron caliper / + pinza in ghisa / + étriers en fonte grise / + fundición gris-pinza

²⁾ + aluminium calipers / + pinze in alluminio / + étriers en aluminium / + pinzas de aluminio



ALFA ROMEO 156 (97-05)

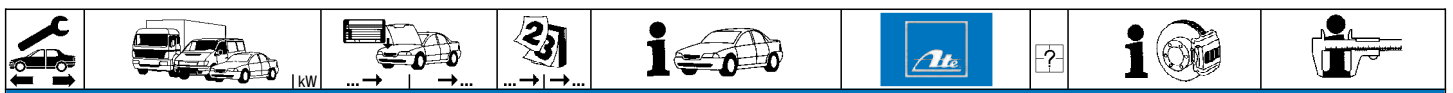
	1.9 JTD		03.02	07.05	13.0460-2867.2	602867			23517 16,6 /S	LUC		
	1.9 JTD 16V	103	11.02	07.05							13.0470-2867.2	LD2867
	1.9 JTD 16V	110	07.04	07.05								
	2.0 16V T.Spark		03.02	07.05								
	2.0 JTS	122	03.02	07.05								
	2.4 JTD	103	03.02	07.05								
	2.4 JTD	110	03.02	07.05								
	2.4 JTD	129	10.03	07.05								
2.5 V6 24V		03.02	07.05									
3.2 GTA	184	03.02	07.05									
	1.6 i 16V T.Spark		10.97	02.02	24.0110-0209.1	410209			251 10,0 9,0 +B			
	1.8 i 16V T.Spark		10.97	02.02								
	1.9 JTD		10.97	02.02								
	2.0 16V T.Spark		10.97	02.02								
	2.4 JTD	100	10.97	10.00								
	2.4 JTD	103	10.00	02.02								
2.5 V6 24V		10.97	02.02									
	1.6 i 16V T.Spark		03.02	07.05	24.0110-0283.1	410283			276 10,0 9,0 +B			
	1.8 i 16V T.Spark		03.02	07.05								
	1.9 JTD		03.02	07.05								
	1.9 JTD 16V	103	11.02	07.05								
	1.9 JTD 16V	110	07.04	07.05								
	2.0 16V T.Spark		03.02	07.05								
	2.0 JTS	122	03.02	07.05								
	2.4 JTD	103	03.02	07.05								
	2.4 JTD	110	03.02	07.05								
	2.4 JTD	129	10.03	07.05								
	2.5 V6 24V		03.02	07.05								
	3.2 GTA	184	03.02	07.05								

ALFA ROMEO 159 (05-11)

	1.8 MPI	103	03.07	10.11	13.0460-7211.2	607211			24339 20,5 +/WK	ATE										
	1.9 JTDM 16V		06.05	10.11							13.0470-7211.2	LD7211								
	1.9 JTDM 8V		06.05	10.11																
	1.9 JTS	118	06.05	10.11																
	2.2 JTS	136	06.05	10.11																
	2.4 JTDM 20V	147	06.05	12.06									13.0460-4971.2	604971						
	3.2 JTS Q4	191	12.05	12.06											13.0470-4971.2	LD4971				
	2.4 JTDM 20V	147	01.07	10.11													13.0460-4851.2	604851		
	2.4 JTDM 20V	154	05.07	10.11															13.0470-4851.2	LD4851
	2.4 JTDM 20V Q4	154	05.07	10.11																
3.2 JTS	191	02.08	10.11																	
3.2 JTS Q4	191	01.07	10.11																	
1.8 Tbi	147	05.09	10.11	13.0460-4867.2	604867															
2.0 JTDM	100	06.10	10.11			13.0470-4867.2	LD4867													
2.0 JTDM	120	05.09	10.11																	
2.0 JTDM	125	05.09	10.11																	
1.8 MPI	103	03.07	10.11					24.0128-0192.1	428192											
1.9 JTDM 16V		06.05	10.11							24.0128-0191.1	428191									
1.9 JTDM 8V		06.05	10.11																	
1.9 JTS	118	06.05	10.11																	
2.0 JTDM	100	06.10	10.11																	
2.0 JTDM	120	05.09	10.11																	
2.0 JTDM	125	05.09	10.11																	
2.2 JTS	136	06.05	10.11																	
1.8 Tbi	147	05.09	10.11	24.0128-0191.1	428191															
2.0 JTDM	120	05.09	10.11																	
2.0 JTDM	125	05.09	10.11																	
2.4 JTDM 20V	147	06.05	10.11																	
2.4 JTDM 20V	154	05.07	10.11																	
2.4 JTDM 20V Q4	154	05.07	10.11																	
3.2 JTS	191	02.08	10.11																	
3.2 JTS Q4	191	12.05	10.11																	
	1.8 MPI	103	03.07			10.11	13.0460-2707.2	602707			23760 17,7 /S	LUC								
	1.8 Tbi	147	05.09			10.11							13.0470-2707.2	LD2707						
	1.9 JTDM 16V		06.05	10.11																
	1.9 JTDM 8V		06.05	10.11																
	1.9 JTS	118	06.05	10.11																
	2.0 JTDM	100	06.10	10.11																
	2.0 JTDM	120	05.09	10.11																
	2.0 JTDM	125	05.09	10.11																
	2.2 JTS	136	06.05	10.11																
	2.4 JTDM 20V	147	06.05	10.11																
	2.4 JTDM 20V	154	05.07	10.11																
2.4 JTDM 20V Q4	154	05.07	10.11																	
3.2 JTS	191	02.08	10.11																	
3.2 JTS Q4	191	12.05	10.11																	
	1.8 MPI	103	03.07	10.11	24.0112-0170.1	412170			278 12,0 10,0 +S +B											
	1.9 JTDM 16V		06.05	10.11																
	1.9 JTDM 8V		06.05	10.11																
	1.9 JTS	118	06.05	10.11																
	2.0 JTDM	100	06.10	10.11																
	2.0 JTDM	120	05.09	10.11																
	2.0 JTDM	125	05.09	10.11																
	2.2 JTS	136	06.05	10.11																
1.8 Tbi	147	05.09	10.11	24.0122-0233.1	422233															

1) - sport package / - pacchetto sportivo / - version sport / - kit sportivo

2) + sports package / + pacchetto sportivo / + version sport / + kit sportivo



ALFA ROMEO 159 (05-11)

	2.4 JTDM 20V	147		06.05	10.11	24.0122-0233.1	422233		292 22,0 20,0 V +S +B
	2.4 JTDM 20V	154		05.07	10.11				
	2.4 JTDM 20V Q4	154		05.07	10.11				
	3.2 JTS	191		02.08	10.11				
	3.2 JTS Q4	191		12.05	10.11				

ALFA ROMEO 164 (92-98)

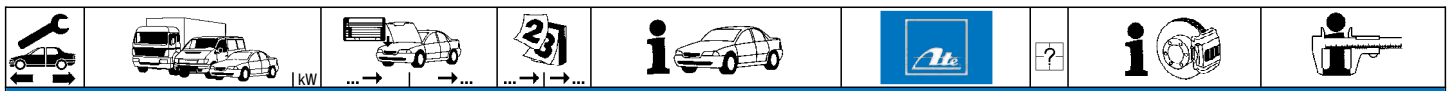
	2.0 T.Spark			09.91	09.98	13.0460-2809.2	602809		21182 19,4 +/WK/S LUC
	2.0 Super Turbo			09.91	09.98	13.0460-2980.2	602980		21147 19,0 +/WK/S LUC
	2.0 Turbo			09.91	09.98				
	2.5 TD			09.91	09.98				
	3.0 i 24V Super	155		12.92	09.98				
	3.0 i V6	135		09.91	11.92				
	3.0 i V6	156		12.92	09.98				
	3.0 i V6 Q.V.	147		09.91	11.92				
	3.0 i V6 Q.V.	171		12.92	09.98				
	3.0 i V6 Q.V. Q4	171		04.94	09.98				
	2.0 Super T.Spark			09.91	09.98	24.0122-0130.1	422130		257 22,0 20,2 V
	2.0 T.Spark			09.91	09.98				
	2.0 Turbo			09.91	09.98	24.0122-0145.1	422145		284 22,0 20,2 V +B
	2.0 Super Turbo			09.91	09.98	24.0126-0103.1	426103		281 26,0 24,2 V
	2.5 TD			09.91	09.98				
	3.0 i 24V Super	155		12.92	09.98				
	3.0 i V6	135		09.91	11.92				
	3.0 i V6	156		12.92	09.98				
	3.0 i V6 Q.V.	147		09.91	11.92				
	3.0 i V6 Q.V.	171		12.92	09.98				
	3.0 i V6 Q.V. Q4	171		04.94	09.98				
	2.0 T.Spark			09.91	09.98	13.0460-2962.2	602962		20668 16,6 /S LUC
	2.0 Turbo			09.91	09.98	13.0460-0072.2	610072		Belagsatz-Zubehör LUC
	2.5 TD			09.91	09.98				
	3.0 i 24V Super	155		12.92	09.98				
	3.0 i V6	135		09.91	11.92				
	3.0 i V6	156		12.92	09.98				
	3.0 i V6 Q.V.	147		09.91	11.92				
	3.0 i V6 Q.V.	171		12.92	09.98				
	3.0 i V6 Q.V. Q4	171		04.94	09.98	13.0460-2827.2	602827		21606 16,7 /S LUC
	2.0 T.Spark			09.91	09.98	24.0110-0190.1	410190		252 10,0 9,0 +B
	2.0 Super Turbo			09.91	09.98	24.0110-0209.1	410209		251 10,0 9,0 +B
	2.0 Turbo			09.91	09.98				
	2.5 TD			09.91	09.98				
	3.0 i 24V Super	155		12.92	09.98				
	3.0 i V6	135		09.91	11.92				
	3.0 i V6	156		12.92	09.98				
	3.0 i V6 Q.V.	147		09.91	11.92				
	3.0 i V6 Q.V.	171		12.92	09.98				

ALFA ROMEO 166 (98-07)

	2.0 i 16V T.Spark			10.98	12.07	13.0460-7112.2	607112		21637 19,3 +/WK ATE
	2.4 JTD	100		10.98	10.00				
	2.4 JTD	103		10.00	12.07				
	2.4 JTD	110		04.02	12.07				
	2.4 JTD	120		10.03	12.07				
	2.4 JTD	132		07.06	12.07				
	2.4 JTD	136		07.05	12.07				
	2.0 i V6 Turbo			10.98	12.07	13.0460-4971.2	604971		23092 16,0 +/WK BRE
	2.4 JTD	129		10.03	12.07	13.0470-4971.2	LD4971		23092 16,0 +/WK BRE
	2.5 i V6			10.98	12.07				
	3.0 i V6			10.98	12.07				
	3.2 i V6			10.03	12.07				
	2.0 i 16V T.Spark			10.98	12.07	24.0126-0133.1	426133		281 26,0 24,2 V
	2.4 JTD	100		10.98	10.00				
	2.4 JTD	103		10.00	12.07				
	2.4 JTD	110		04.02	12.07				
	2.4 JTD	120		10.03	12.07				
	2.4 JTD	132		07.06	12.07				
	2.4 JTD	136		07.05	12.07				
	2.0 i V6 Turbo			10.98	12.07	24.0128-0118.1	428118		310 28,0 26,0 V
	2.4 JTD	129		10.03	12.07				
	2.5 i V6			10.98	12.07				
	3.0 i V6			10.98	12.07				
	3.2 i V6			10.03	12.07				
	2.0 i 16V T.Spark			10.98	12.07	13.0460-2827.2	602827		21606 16,7 /S LUC
	2.0 i V6 Turbo			10.98	12.07				
	2.4 JTD	100		10.98	10.00				
	2.4 JTD	103		10.00	12.07				
	2.4 JTD	110		04.02	12.07				
	2.4 JTD	120		10.03	12.07				
	2.4 JTD	129		10.03	12.07				
	2.4 JTD	132		07.06	12.07				
	2.4 JTD	136		07.05	12.07				
	2.5 i V6			10.98	12.07				
	3.0 i V6			10.98	12.07				
	3.2 i V6			10.03	12.07				

1) - series super / - serie super / - Série super / - serie súper





ALFA ROMEO 166 (98-07)

	2.0 i 16V T.Spark			10.98	12.07		24.0110-0290.1	410290		276 10,0 9,0 +B
	2.0 i V6 Turbo			10.98	12.07					
	2.4 JTD	100		10.98	10.00					
	2.4 JTD	103		10.00	12.07					
	2.4 JTD	110		04.02	12.07					
	2.4 JTD	120		10.03	12.07					
	2.4 JTD	129		10.03	12.07					
	2.4 JTD	132		07.06	12.07					
	2.4 JTD	136		07.05	12.07					
	2.5 i V6			10.98	12.07					
	3.0 i V6			10.98	12.07					
	3.2 i V6			10.03	12.07					

ALFA ROMEO BRERA (06-11)

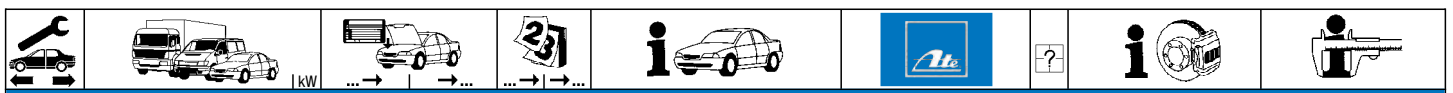
	2.2 JTS	136		12.05	09.11		13.0460-7211.2	607211		24339 20,5 +/WK	ATE
	1.8 TBi	147		05.09	09.11		13.0460-4971.2	604971		23092 16,0 +/WK	BRE
	2.4 JTDM 20V	147		12.05	09.11		13.0470-7211.2	LD7211		24339 20,5 +/WK	ATE
	2.4 JTDM 20V	154		02.07	09.11		13.0470-4971.2	LD4971		23092 16,0 +/WK	BRE
	3.2 JTS	191		03.08	09.11					23092 16,0 +/WK	BRE
	3.2 JTS Q4	191		12.05	09.11						
	2.0 JTDM	125		05.09	09.11		13.0460-4867.2	604867		24852 16,0 +/WK	BRE
							13.0470-4867.2	LD4867		24852 16,0 +/WK	BRE
	2.0 JTDM	125		05.09	09.11		24.0128-0192.1	428192		305 28,0 26,0 V +S +B	
	2.2 JTS	136		12.05	09.11						
	1.8 TBi	147		05.09	09.11		24.0128-0191.1	428191		330 28,0 26,0 V +S +B	
	2.4 JTDM 20V	147		12.05	09.11						
	2.4 JTDM 20V	154		02.07	09.11						
	3.2 JTS	191		03.08	09.11						
	3.2 JTS Q4	191		12.05	09.11						
	1.8 TBi	147		05.09	09.11		13.0460-2707.2	602707		23760 17,7 /S	LUC
	2.0 JTDM	125		05.09	09.11		13.0470-2707.2	LD2707		23760 17,7 /S	LUC
	2.2 JTS	136		12.05	09.11						
	2.4 JTDM 20V	147		12.05	09.11						
	2.4 JTDM 20V	154		02.07	09.11						
	3.2 JTS	191		03.08	09.11						
	3.2 JTS Q4	191		12.05	09.11						
	2.0 JTDM	125		05.09	09.11		24.0112-0170.1	412170		278 12,0 10,0 +S +B	
	2.2 JTS	136		12.05	09.11						
	1.8 TBi	147		05.09	09.11		24.0122-0233.1	422233		292 22,0 20,0 V +S +B	
	2.4 JTDM 20V	147		12.05	09.11						
	2.4 JTDM 20V	154		02.07	09.11						
	3.2 JTS	191		03.08	09.11						
	3.2 JTS Q4	191		12.05	09.11						

ALFA ROMEO GIULIETTA (10-)

	1.4 BiFuel	88		12.11			13.0460-7273.2	607273		- Sonderbremszange ¹⁾	24538 19,4 +/WK	ATE
	1.4 TB	88		04.10			13.0470-7273.2	LD7273		- Sonderbremszange ¹⁾	24538 19,4 +/WK	ATE
	1.6 JTDM	77		04.10								
	1.6 JTDM	88		02.15								
	2.0 JTDM	103		04.10			13.0460-7269.2	607269		- Sonderbremszange ¹⁾	24340 19,5 +/WK	ATE
	2.0 JTDM	110		08.13			13.0470-7269.2	LD7269		- Sonderbremszange ¹⁾	24340 19,5 +/WK	ATE
	2.0 JTDM	125		04.10								
	1.4 BiFuel	88		12.11		+ Sonderbremszange ²⁾	13.0460-4854.2	604854			23756 16,3 +/WK	BRE
	1.4 TB	77		04.11			13.0470-4854.2	LD4854			23756 16,3 +/WK	BRE
	1.4 TB	88		04.10		+ Sonderbremszange ²⁾						
	1.4 TB	120		04.10								
	1.4 TB MultiAir	125		04.10								
	1.6 JTDM	77		04.10		+ Sonderbremszange ²⁾						
	1.6 JTDM	88		02.15		+ Sonderbremszange ²⁾						
	1.8 TBi	173		04.10								
	1.8 TBi	177		09.13								
	2.0 JTDM	103		04.10		+ Sonderbremszange ²⁾						
	2.0 JTDM	110		08.13		+ Sonderbremszange ²⁾						
	2.0 JTDM	125		04.10		+ Sonderbremszange ²⁾						
	2.0 JTDM	103		04.10			24.0128-0192.1	428192			305 28,0 26,0 V +S +B	
	2.0 JTDM	110		08.13								
	2.0 JTDM	125		04.10								
	1.4 TB	120		04.10			24.0128-0191.1	428191			330 28,0 26,0 V +S +B	
	1.4 TB MultiAir	125		04.10								
	1.8 TBi	173		04.10								
	1.8 TBi	177		09.13								
	1.4 BiFuel	88		12.11			24.0126-0168.1	426168			281 26,2 24,2 V +S +B	
	1.4 TB	77		04.11								
	1.4 TB	88		04.10								
	1.6 JTDM	77		04.10								
	1.6 JTDM	88		02.15								
	1.4 BiFuel	88		12.11			24.0711-5254.3	360346	2		Radsensor L=1045	
	1.4 TB	77		04.11								
	1.4 TB	88		04.10								
	1.4 TB	120		04.10								
	1.4 TB MultiAir	125		04.10								
	1.6 JTDM	77		04.10								
	1.6 JTDM	88		02.15								
	1.8 TBi	173		04.10								

¹⁾ - special brake caliper / - pinza freno speciale / - pince à frein spéciale / - pinza freno especial

²⁾ + special brake caliper / + pinza freno speciale / + pince à frein spéciale / + pinza freno especial



ALFA ROMEO GIULIETTA (10-)

	1.8 Tbi	177		09.13		24.0711-5254.3	360346	2		Radsensor L=1045
	2.0 JTDM	103		04.10						
	2.0 JTDM	110		08.13						
	2.0 JTDM	125		04.10						
	1.4 BiFuel	88		12.11		13.0460-2767.2	602767		- Sonderbremszange ¹⁾	25156 17,4 +/WK/Zub/S LUC
	1.4 TB	88		04.10		13.0470-2767.2	LD2767		- Sonderbremszange ¹⁾	25156 17,4 +/WK/Zub/S LUC
	1.6 JTDM	77		04.10						
	1.6 JTDM	88		02.15						
	2.0 JTDM	103		04.10						
	2.0 JTDM	110		08.13						
	2.0 JTDM	125		04.10						
	1.4 BiFuel	88		12.11	+ Sonderbremszange ²⁾	13.0460-2768.2	602768			23811 17,7 +/WK/Zub/S LUC
	1.4 TB	77		04.11		13.0470-2768.2	LD2768			23811 17,7 +/WK/Zub/S LUC
	1.4 TB	88		04.10	+ Sonderbremszange ²⁾					
	1.4 TB	120		04.10						
	1.4 TB MultiAir	125		04.10						
	1.6 JTDM	77		04.10	+ Sonderbremszange ²⁾					
	1.6 JTDM	88		02.15	+ Sonderbremszange ²⁾					
	1.8 Tbi	173		04.10						
	1.8 Tbi	177		09.13						
	2.0 JTDM	103		04.10	+ Sonderbremszange ²⁾					
	2.0 JTDM	110		08.13	+ Sonderbremszange ²⁾					
	2.0 JTDM	125		04.10	+ Sonderbremszange ²⁾					
	1.4 BiFuel	88		12.11		24.0110-0359.1	410359		- Sonderbremszange ¹⁾	264 10,0 8,0 +S +B
	1.4 TB	88		04.10						
	1.6 JTDM	77		04.10						
	1.6 JTDM	88		02.15						
	2.0 JTDM	103		04.10						
	2.0 JTDM	110		08.13						
	2.0 JTDM	125		04.10						
	1.4 BiFuel	88		12.11	+ Sonderbremszange ²⁾	24.0112-0170.1	412170			278 12,0 10,0 +S +B
	1.4 TB	77		04.11						
	1.4 TB	88		04.10	+ Sonderbremszange ²⁾					
	1.4 TB	120		04.10						
	1.4 TB MultiAir	125		04.10						
	1.6 JTDM	77		04.10	+ Sonderbremszange ²⁾					
	1.6 JTDM	88		02.15	+ Sonderbremszange ²⁾					
	1.8 Tbi	173		04.10						
	1.8 Tbi	177		09.13						
	2.0 JTDM	103		04.10	+ Sonderbremszange ²⁾					
	2.0 JTDM	110		08.13	+ Sonderbremszange ²⁾					
	2.0 JTDM	125		04.10	+ Sonderbremszange ²⁾					
	1.4 BiFuel	88		12.11		24.0711-5255.3	360347	2		Radsensor L=626
	1.4 TB	77		04.11						
	1.4 TB	88		04.10						
	1.4 TB	120		04.10						
	1.4 TB MultiAir	125		04.10						
	1.6 JTDM	77		04.10						
	1.6 JTDM	88		02.15						
	1.8 Tbi	173		04.10						
	1.8 Tbi	177		09.13						
	2.0 JTDM	103		04.10						
	2.0 JTDM	110		08.13						
	2.0 JTDM	125		04.10						

ALFA ROMEO GT (04-10)

















	1.8 TS	103	3286797	11.03		13.0460-7181.2	607181			21636 19,3 +/WK	ATE
	1.9 JTD	110	3286797	11.03		13.0470-7181.2	LD7181			21636 19,3 +/WK	ATE
	2.0 JTS	121	3286797	11.03							
	1.8 TS	103	3286798	07.10		13.0460-7140.2	607140			23289 19,3 +/WK	ATE
	1.9 JTD	110	3286798	07.10		13.0470-7140.2	LD7140			23289 19,3 +/WK	ATE
	1.9 JTD	125		05.08	07.10						
	2.0 JTS	121	3286798	07.10							
	3.2 i V6	176		11.03	07.10	13.0460-4991.2	604991			23092 16,0 +/WK	BRE
	1.8 TS	103		11.03	07.10	24.0122-0145.1	422145			284 22,0 20,2 V +B	
	1.9 JTD	110		11.03	07.10						
	1.9 JTD	125		05.08	07.10						
	2.0 JTS	121		11.03	07.10						
	3.2 i V6	176		11.03	07.10	24.0132-0129.1	432129			330 32,0 30,0 V L	
	1.8 TS	103		11.03	07.10	13.0460-2867.2	602867			23517 16,6 /S	LUC
	1.9 JTD	110		11.03	07.10	13.0470-2867.2	LD2867			23517 16,6 /S	LUC
	1.9 JTD	125		05.08	07.10						
	2.0 JTS	121		11.03	07.10						
	3.2 i V6	176		11.03	07.10						
	1.8 TS	103		11.03	07.10	24.0110-0283.1	410283			276 10,0 9,0 +B	
	1.9 JTD	110		11.03	07.10						
	1.9 JTD	125		05.08	07.10						
	2.0 JTS	121		11.03	07.10						
	3.2 i V6	176		11.03	07.10						

ALFA ROMEO GTV (95-05)

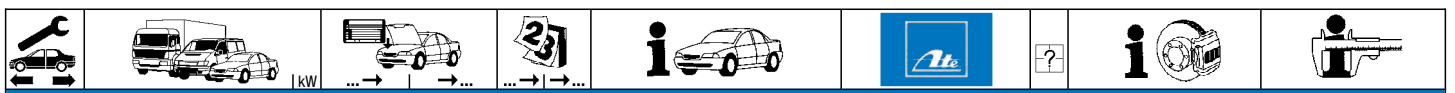
	2.0 i 16V			05.95	06.95	13.0460-2987.2	602987			23168 19,0 +/WK/S	LUC
	2.0 i V6 Turbo	148		05.95	06.95						
	1.8 i 16V	106		04.98	12.05	13.0460-7069.2	607069			21636 19,3 +/WK	ATE
	2.0 i 16V			07.95	12.05						
	2.0 i V6 Turbo	148		07.95	12.05						

¹⁾ - special brake caliper / - pinza freno speciale / - pince à frein spéciale / - pinza freno especial
²⁾ + special brake caliper / + pinza freno speciale / + pince à frein spéciale / + pinza freno especial



												
ALFA ROMEO GTV (95-05)												
	2.0 JTS	121		04.03	12.05		13.0460-7069.2	607069		21636	19,3 +/WK	ATE
	3.0 i V6			10.96	12.05		13.0460-4968.2	604968		21381	18,0 +/WK	BRE
	3.2 i V6	176		04.03	12.05							
	1.8 i 16V	106		04.98	12.05		24.0122-0225.1	422225			284	22,0 20,2 V
	2.0 i 16V			05.95	12.05							
	2.0 JTS	121		04.03	12.05							
	2.0 i V6 Turbo	148		05.95	12.05		24.0122-0145.1	422145			284	22,0 20,2 V +B
	3.0 i V6			10.96	12.05		24.0128-0119.1	428119			305	28,0 26,0 V
	3.2 i V6	176		04.03	12.05							
	1.8 i 16V	106		04.98	12.05		13.0460-2951.2	602951	+ GG-Sättel ¹⁾	21103	14,2 /S	LUC
	2.0 i 16V			05.95	12.05		13.0460-0072.2	610072	+ GG-Sättel ¹⁾		Belagsatz-Zubehör	LUC
	2.0 i V6 Turbo	148		05.95	12.05		13.0460-2826.2	602826	+ ALU-Sättel ²⁾	23177	14,2 /S	LUC
	2.0 JTS	121		04.03	12.05							
	3.0 i V6			10.96	12.05							
	3.2 i V6	176		04.03	12.05							
	1.8 i 16V	106		04.98	12.05		24.0111-0142.1	411142			241	11,0 9,2 +B
	2.0 i 16V			05.95	12.05							
	2.0 i V6 Turbo	148		05.95	12.05							
	2.0 JTS	121		04.03	12.05							
	3.0 i V6			10.96	12.05							
	3.2 i V6	176		04.03	12.05							
ALFA ROMEO MITO (08-)												
	0.9	63		07.11			13.0460-3863.2	603863			23706	18,0 +/WK/Zub/SBOS
	0.9	77		04.13								
	1.4 i 16V	51		05.11			13.0460-3826.2	603826			23706	18,0 +/WK/Zub/SBOS
	1.4 i 16V	58		08.08			13.0470-3826.2	LD3826			23706	18,0 +/WK/Zub/SBOS
	1.4 i 16V	70		08.08								
	1.3 JTDM	62		01.11			13.0460-3984.2	603984			23711	19,4 +/WK/S BOS
	1.3 JTDM	66		08.08			13.0470-3984.2	LD3984			23711	19,4 +/WK/S BOS
	1.3 JTDM	70		10.09								
	1.4	77		08.10								
	1.4	88		08.08								
	1.4 Bifuel	88		07.11								
	1.4 TB	99		09.09								
	1.6 JTD	88		08.08								
	1.6 JTDM	85		09.08								
	1.4 TB	114		08.08			13.0460-4853.2	604853			24162	15,2 +/WK BRE
	1.4 TB	125		10.09			13.0470-4853.2	LD4853			24162	15,2 +/WK BRE
	1.4 Turbo	110		09.08			13.0460-0175.2	610175				Belagsatz-Zubehör BRE
	0.9	63		07.11			24.0122-0197.1	422197			258	22,0 20,2 V +B
	0.9	77		04.13								
	1.4 i 16V	51		05.11								
	1.4 i 16V	58		08.08								
	1.4 i 16V	70		08.08								
	1.3 JTDM	62		01.11			24.0126-0125.1	426125			281	26,0 24,2 V +B
	1.3 JTDM	66		08.08								
	1.3 JTDM	70		10.09								
	1.4	77		08.10								
	1.4	88		08.08								
	1.4 Bifuel	88		07.11								
	1.4 TB	99		09.09								
	1.6 JTD	88		08.08								
	1.6 JTDM	85		09.08								
	1.4 TB	114		08.08			24.0128-0231.1	428231			305	28,0 26,0 V L +B
	1.4 TB	125		10.09								
	1.4 Turbo	110		09.08								
	0.9	63		07.11			13.0460-3991.2	603991	+ Sonderbremszange ³⁾		23714	16,6 /S BOS
	0.9	77		04.13			13.0470-3812.2	LD3812	+ Sonderbremszange ³⁾		23714	17,6 /S BOS
	1.3 JTDM	62		01.11			13.0460-3861.2	603861	+ Sonderbremszange ³⁾		23714	17,6 +/WK/Zub/SBOS
	1.3 JTDM	66		08.08								
	1.3 JTDM	70		10.09								
	1.4	77		08.10								
	1.4	88		08.08								
	1.4 Bifuel	88		07.11								
	1.4 i 16V	51		05.11								
	1.4 i 16V	58		08.08								
	1.4 i 16V	70		08.08								
	1.4 TB	99		09.09								
	1.4 TB	114		08.08								
	1.4 TB	125		10.09								
	1.4 Turbo	110		09.08								
	1.6 JTD	88		08.08								
	1.6 JTDM	85		09.09								
	0.9	63		07.11			13.0460-2763.2	602763	- Sonderbremszange ⁴⁾		25237	17,2 +/WK/Zub/S LUC
	0.9	77		04.13								
	1.3 JTDM	62		01.11								
	1.3 JTDM	66		08.08								
	1.3 JTDM	70		10.09								
	1.4	77		08.10								
	1.4	88		08.08								
	1.4 Bifuel	88		07.11								
	1.4 i 16V	51		05.11								
	1.4 i 16V	58		08.08								
	1.4 i 16V	70		08.08								

1) + cast iron caliper / + pinza in ghisa / + étriers en fonte grise / + fundición gris-pinza
2) + aluminium calipers / + pinze in alluminio / + étriers en aluminium / + pinzas de aluminio
3) + special brake caliper / + pinza freno speciale / + pince à frein spéciale / + pinza freno especial
4) - special brake caliper / - pinza freno speciale / - pince à frein spéciale / - pinza freno especial



ALFA ROMEO MITO (08-)

	1.4 TB 99 1.4 TB 114 1.4 TB 125 1.4 Turbo 110 1.6 JTD 88 1.6 JTDM 85		09.09 08.08 10.09 09.08 08.08 09.09		13.0460-2763.2 602763		- Sonderbremszange ¹⁾	25237 17,2 +WK/Zub/S LUC
	0.9 63 0.9 77 1.3 JTDM 62 1.3 JTDM 66 1.3 JTDM 70 1.4 77 1.4 88 1.4 Bifuel 88 1.4 i 16V 51 1.4 i 16V 58 1.4 i 16V 70 1.4 TB 99 1.4 TB 114 1.4 TB 125 1.4 Turbo 110 1.6 JTD 88 1.6 JTDM 85		07.11 04.13 01.11 08.08 10.09 08.10 08.08 07.11 05.11 08.08 08.08 09.09 08.08 10.09 09.08 08.08 09.08		24.0110-0349.1 410349 24.0310-0349.1 510349			251 10,0 9,0 +B 251 10,0 9,0 +B PD

ALFA ROMEO SPIDER (95-05)


















	2.0 i 16V 110 3.0 i V6 141		05.95 10.95 05.95 06.95		13.0460-2987.2 602987			23168 19,0 +WK/S LUC
	1.8 i 16V 106 2.0 16V 114 2.0 i 16V 110 2.0 i V6 Turbo 148 2.0 JTS 121		04.98 12.05 05.98 12.05 11.95 12.05 05.98 12.05 04.03 12.05		13.0460-7069.2 607069			21636 19,3 +WK ATE
	3.0 i V6 141 3.0 V6 160 3.0 V6 24V 162 3.2 i V6 176		07.95 12.05 10.00 12.05 01.99 12.05 04.03 12.05		13.0460-4968.2 604968			21381 18,0 +WK BRE
	2.0 i 16V 110 1.8 i 16V 106 2.0 16V 114 2.0 i 16V 110 2.0 JTS 121		05.95 10.95 04.98 12.05 05.98 12.05 11.95 12.05 04.03 12.05		24.0120-0159.1 420159 24.0122-0225.1 422225			257 20,0 18,2 V 284 22,0 20,2 V
	2.0 i V6 Turbo 148 3.0 i V6 141 3.0 V6 160 3.0 V6 24V 162 3.2 i V6 176		05.98 12.05 05.95 12.05 10.00 12.05 01.99 12.05 04.03 12.05		24.0122-0145.1 422145 24.0128-0119.1 428119			284 22,0 20,2 V +B 305 28,0 26,0 V
	1.8 i 16V 106 2.0 16V 114 2.0 i 16V 110 2.0 i V6 Turbo 148 2.0 JTS 121 3.0 i V6 141 3.0 V6 160 3.0 V6 24V 162 3.2 i V6 176		04.98 12.05 05.98 12.05 05.95 12.05 05.98 12.05 04.03 12.05 05.95 12.05 10.00 12.05 01.99 12.05 04.03 12.05		13.0460-2951.2 602951 13.0460-2826.2 602826 13.0460-0072.2 610072		+ GG-Sättel ²⁾ + ALU-Sättel ³⁾ + GG-Sättel ²⁾	21103 14,2 /S LUC 23177 14,2 /S LUC Belagsatz-Zubehör LUC
	1.8 i 16V 106 2.0 16V 114 2.0 i 16V 110 2.0 i V6 Turbo 148 2.0 JTS 121 3.0 i V6 141 3.0 V6 160 3.0 V6 24V 162 3.2 i V6 176		04.98 12.05 05.98 12.05 05.95 12.05 05.98 12.05 04.03 12.05 05.95 12.05 10.00 12.05 01.99 12.05 04.03 12.05		24.0111-0142.1 411142			241 11,0 9,2 +B

ALFA ROMEO SPIDER (06-11)

	2.2 JTS 136		04.06 02.08		13.0460-7211.2 607211 13.0470-7211.2 LD7211			24339 20,5 +WK ATE 24339 20,5 +WK ATE
	2.0 JTDM 120 2.0 JTDM 125 2.2 JTS 136		04.09 09.11 05.09 09.11 03.08 09.11		13.0460-4867.2 604867 13.0470-4867.2 LD4867			24852 16,0 +WK BRE 24852 16,0 +WK BRE
	1.8 TBi 147 2.4 JTDM 20V 147 2.4 JTDM 20V 154 3.2 JTS 191 3.2 JTS Q4 191		05.09 09.11 02.07 09.11 05.07 09.11 03.08 09.11 04.06 09.11		13.0460-4971.2 604971 13.0470-4971.2 LD4971			23092 16,0 +WK BRE 23092 16,0 +WK BRE
	2.0 JTDM 120 2.0 JTDM 125 2.2 JTS 136		04.09 09.11 05.09 09.11 04.06 09.11		24.0128-0192.1 428192			305 28,0 26,0 V +S +B
	1.8 TBi 147 2.4 JTDM 20V 147 2.4 JTDM 20V 154 3.2 JTS 191 3.2 JTS Q4 191		05.09 09.11 02.07 09.11 05.07 09.11 03.08 09.11 04.06 09.11		24.0128-0191.1 428191			330 28,0 26,0 V +S +B

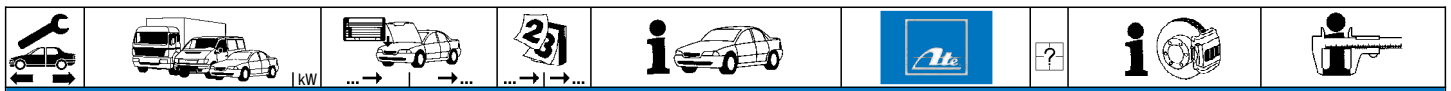
¹⁾ - special brake caliper / - pinza freno speciale / - pince à frein spéciale / - pinza freno especial
²⁾ + cast iron caliper / + pinza in ghisa / + étriers en fonte grise / + fundición gris-pinza
³⁾ + aluminium calipers / + pinze in alluminio / + étriers en aluminium / + pinzas de aluminio



									
ALFA ROMEO SPIDER (06-11)									
	1.8 Tbi 2.0 JTDM 2.0 JTDM 2.2 JTS 2.4 JTDM 20V 2.4 JTDM 20V 3.2 JTS 3.2 JTS Q4	147 120 125 136 147 154 191 191		05.09 04.09 05.09 04.06 02.07 05.07 03.08 04.06	09.11 09.11 09.11 09.11 09.11 09.11 09.11 09.11	13.0460-2707.2 13.0470-2707.2	602707 LD2707	23760 17,7 /S 23760 17,7 /S	LUC LUC
	2.0 JTDM 2.0 JTDM 2.2 JTS	120 125 136		04.09 05.09 04.06	09.11 09.11 09.11	24.0112-0170.1	412170	278 12,0 10,0 +S +B	
	1.8 Tbi 2.4 JTDM 20V 2.4 JTDM 20V 3.2 JTS 3.2 JTS Q4	147 147 154 191 191		05.09 02.07 05.07 03.08 04.06	09.11 09.11 09.11 09.11 09.11	24.0122-0233.1	422233	292 22,0 20,0 V +S +B	
ASTON MARTIN CYGNET (11-13)									
	1.3	72		04.11	11.13	24.0120-0219.1	420219	255 20,0 18,0 V +B	
	1.3	72		04.11	11.13	24.0109-0156.1	409156	259 9,0 7,5 +B	
AUDI 80 (91-95)									
	1.6 1.9 TD 1.9 TDI 2.0 2.3 2.6 2.8	55 66		08.91 09.91 09.91 08.91 09.91 07.92 09.91	12.95 12.95 12.95 12.95 12.95 12.95 12.95	13.0460-2934.2 13.0460-2925.2	602934 602925	20669 19,0 /S 20901 19,0 +WK/S	LUC LUC
	1.6 1.9 TD 1.9 TDI 2.0	52 55 66 66	8C-P-000001 8C-P-000001 8C-P-000001 8C-P-000001	08.91 09.91 09.91 08.91		24.0113-0166.1	413166	256 13,0 11,0 +B	
	1.6 1.9 TD 1.9 TDI 2.0	52 55 66 66	8C-P-000001 8C-P-000001 8C-P-000001 8C-P-000001	12.95 12.95 12.95 12.95	+ Schaltgetriebe ¹⁾	24.0113-0179.1	413179	280 13,0 11,0 L +B	
	1.6 2.0 2.0 2.0 2.3	74 66 85 101	8C-N-300000 8C-N-300000 8C-N-300000 8C-N-300000 8C-N-300000	08.91 08.91 08.91 08.91 08.91	+ Automatikgetriebe ²⁾	24.0122-0108.1	422108	256 22,0 20,0 V L +B	
	1.6 1.6 1.9 TD 2.0 2.0 2.0 2.0 2.0 2.3 2.6 2.8	52 74 55 66 85 101 103	8C-P-000001 8C-P-000001 8C-P-000001 8C-P-000001 8C-P-000001 8C-P-000001 8C-P-000001 8C-P-000001 8C-P-000001 8C-P-000001	12.95 12.95 12.95 12.95 07.92 12.95 12.95 08.92	+ Automatikgetriebe ²⁾	24.0122-0139.1	422139	280 22,0 20,0 V L +B	
	1.6 1.6 1.9 TD 1.9 TD 1.9 TDI 1.9 TDI 2.0 2.0 2.0 2.0 2.0 2.3 2.6 2.8	55 55 66 66 66 66 85 101 103	8C-P-050001 8C-P-050000 8C-P-050001 8C-P-050000 8C-P-050000 8C-P-050000 8C-P-050001 8C-P-050000 8C-P-050000 8C-P-050000 8C-P-050000 8C-P-050000 8C-P-050000	08.91 09.91 09.91 09.91 08.91 08.91 08.91 08.91 09.91 08.92 09.91	+ ABS + ABS + ABS + ABS + ABS	13.0460-3602.2	603602	21144 15,8 /S	LUC
	1.6 1.6 1.9 TD 1.9 TD 1.9 TDI 1.9 TDI 2.0 2.0 2.0 2.0 2.0 2.3 2.6 2.8	55 55 66 66 66 66 85 101 103	8C-P-050001 8C-P-050000 8C-P-050001 8C-P-050000 8C-P-050001 8C-P-050000 8C-P-050001 8C-P-050000 8C-P-050000 8C-P-050000 8C-P-050000 8C-P-050000 8C-P-050000	08.91 09.91 09.91 09.91 08.91 08.91 08.91 08.91 09.91 08.92 09.91	+ ABS + ABS + ABS + ABS	24.0110-0178.1	410178	245 10,0 8,0 +B	

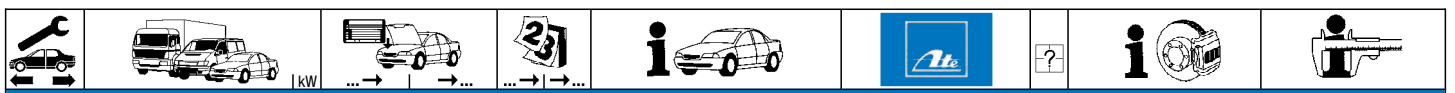
¹⁾ + manual transmission / + scatola cambio velocità / + transmission mécanique / + cambio de velocidad
²⁾ + autom.transmission / + scatola cambio automatico / + transmission automatique / + cambio automático

AUDI 80 (91-95)																		
	1.6			8C-P-050000	08.91	- ABS		03.0137-0264.2	650264								230 x 40 HEB	VW
	1.9 TD	55		8C-P-050000	08.91	- ABS		03.0137-9164.2	669164								Bremsbacken-Zubehör	
	1.9 TDI	66		8C-P-050000	09.91	- ABS												
	2.0	66		8C-P-050000	08.91	- ABS												
	1.6			8C-P-050000	08.91	- ABS		24.0223-0007.1	480037								230/231 x 46	
	1.9 TD	55		8C-P-050000	09.91	- ABS												
	1.9 TDI	66		8C-P-050000	09.91	- ABS												
	2.0	66		8C-P-050000	08.91	- ABS												
	1.6	74	8C-P-000001	8C-P-050000		- ABS		03.0520-6120.3	696120								20,64/230x40 TopKit	VW
	1.9 TDI	66	8C-P-000001	8C-P-050000		- ABS												
	2.0		8C-P-000001	8C-P-050000		- ABS												
AUDI 80 Quattro (92-95)																		
	2.0				09.91	12.95		13.0460-2934.2	602934								20669 19,0 /S	LUC
	2.3				09.91	12.95												
	2.6				08.92	12.95												
	2.8				09.91	12.95		13.0460-2963.2	602963								21138 18,8 +/WK/S	LUC
	S2	169			02.93	12.95												
	2.0			8C-N-300000	09.91			24.0122-0108.1	422108								256 22,0 20,0 V L +B	
	2.3			8C-N-300000	09.91													
	2.0		8C-P-000001			12.95		24.0122-0139.1	422139								280 22,0 20,0 V L +B	
	2.3		8C-P-000001			12.95												
	2.6				08.92	12.95												
	2.8				09.91	12.95		24.0125-0106.1	425106								276 25,0 23,0 V L +B	
	S2	169			02.93	12.95		24.0125-0139.1	425139								276 24,9 23,0 V L +B	
	2.0				09.91	12.95		13.0460-3602.2	603602								21144 15,8 /S	LUC
	2.3				09.91	12.95												
	2.6				08.92	12.95												
	2.8				09.91	12.95												
	S2	169			02.93	12.95												
	2.0				09.91	12.95		24.0110-0182.1	410182								245 10,0 8,0 +B	
	2.3				09.91	12.95												
	2.6				08.92	12.95												
	2.8				09.91	12.95												
	S2	169			02.93	12.95		24.0110-0261.1	410261								245 10,0 8,0 +B	
								24.0310-0261.1	510261								245 10,0 8,0 +B PD	
AUDI A1 / A1 Sportback (10-)																		
	1.0 TFSI	70			03.15		PR: 1ZG	13.0460-7111.2	607111								23130 19,6 +	VW
	1.2 TFSI	63			05.10		PR: 1ZG	13.0470-7111.2	LD7111								23130 19,6 +	VW
	1.4 TDI	66			11.14		PR: 1ZG											
	1.4 TFSI	90			05.10		PR: 1ZG											
	1.4 TFSI	92			11.14		PR: 1ZG											
	1.4 TFSI	103			04.12		PR: 1ZG											
	1.4 TFSI	110			11.14		PR: 1ZG											
	1.4 TFSI	136			11.10		PR: 1ZG											
	1.6 TDI	66			05.10		PR: 1ZG											
	1.6 TDI	77			05.10		PR: 1ZG											
	1.6 TDI	85			11.14		PR: 1ZG											
	1.8 TFSI	141			02.15		PR: 1ZG											
	2.0 TDI	105			09.11		PR: 1ZG											
	2.0 TFSI quattro	188			10.12		PR: 1ZG											
	1.0 TFSI	70			03.15		PR: 1ZC	13.0460-7184.2	607184								23587 20,6 +/WK	ATE
	1.2 TFSI	63			05.10		PR: 1ZC	13.0470-7184.2	LD7184								23587 20,6 +/WK	ATE
	1.4 TDI	66			11.14		PR: 1ZC											
	1.4 TFSI	90			05.10		PR: 1ZC											
	1.4 TFSI	92			11.14		PR: 1ZC											
	1.4 TFSI	103			04.12		PR: 1ZC											
	1.4 TFSI	110			11.14		PR: 1ZC											
	1.4 TFSI	136			11.10		PR: 1ZC											
	1.6 TDI	66			05.10		PR: 1ZC											
	1.6 TDI	77			05.10		PR: 1ZC											
	1.6 TDI	85			11.14		PR: 1ZC											
	1.8 TFSI	141			02.15		PR: 1ZC											
	2.0 TDI	105			09.11		PR: 1ZC											
	2.0 TFSI quattro	188			10.12		PR: 1ZC											
	S1	170			03.14		PR: 1ZC											
	1.2 TFSI	63			05.10		PR: 1LJ	13.0460-7226.2	607226								23587 20,4 +/WK	ATE
	1.4 TFSI	90			05.10		PR: 1LJ	13.0470-7226.2	LD7226								23587 20,4 +/WK	ATE
	1.4 TFSI	103			04.12		PR: 1LJ											
	1.4 TFSI	136			11.10		PR: 1LJ											
	1.6 TDI	66			05.10		PR: 1LJ											
	1.6 TDI	77			05.10		PR: 1LJ											
	2.0 TDI	105			09.11		PR: 1LJ											
	2.0 TFSI quattro	188			10.12		PR: 1LJ											
	1.0 TFSI	70			03.15		PR: 1ZG	24.0122-0151.1	422151								256 22,0 19,0 V L +S +B	
	1.2 TFSI	63			05.10		PR: 1ZG	24.0322-0151.1	522151								256 22,0 19,0 V L +S +B PD	
	1.4 TDI	66			11.14		PR: 1ZG											
	1.4 TFSI	90			05.10		PR: 1ZG											
	1.4 TFSI	92			11.14		PR: 1ZG											
	1.4 TFSI	103			04.12		PR: 1ZG											
	1.4 TFSI	110			11.14		PR: 1ZG											
	1.4 TFSI	136			11.10		PR: 1ZG											
	1.6 TDI	66			05.10		PR: 1ZG											
	1.6 TDI	77			05.10		PR: 1ZG											



AUDI A1 / A1 Sportback (10-)

	1.6 TDI	85	11.14	PR: 1ZG	24.0122-0151.1	422151		256 22,0 19,0 V L +S +B
	1.8 TFSI	141	02.15	PR: 1ZG	24.0322-0151.1	522151		256 22,0 19,0 V L +S +B PD
	2.0 TDI	105	09.11	PR: 1ZG				
	2.0 TFSI quattro	188	10.12	PR: 1ZG				
	1.0 TFSI	70	03.15	PR: 1ZM,1ZN,1ZS	24.0125-0123.1	425123		310 25,0 22,0 V L +B
	1.2 TFSI	63	05.10	PR: 1ZM,1ZN,1ZS	24.0325-0123.1	525123		310 25,0 22,0 V L +B PD
	1.4 TDI	66	11.14	PR: 1ZM,1ZN,1ZS				
	1.4 TFSI	90	05.10	PR: 1ZM,1ZN,1ZS				
	1.4 TFSI	92	11.14	PR: 1ZM,1ZN,1ZS				
	1.4 TFSI	103	04.12	PR: 1ZM,1ZN,1ZS				
	1.4 TFSI	110	11.14	PR: 1ZM,1ZN,1ZS				
	1.4 TFSI	136	11.10	PR: 1ZM,1ZN,1ZS				
	1.6 TDI	66	05.10	PR: 1ZM,1ZN,1ZS				
	1.6 TDI	77	05.10	PR: 1ZM,1ZN,1ZS				
1.6 TDI	85	11.14	PR: 1ZM,1ZN,1ZS					
1.8 TFSI	141	02.15	PR: 1ZM,1ZN,1ZS					
2.0 TDI	105	09.11	PR: 1ZM,1ZN,1ZS					
2.0 TFSI quattro	188	10.12	PR: 1ZM,1ZN,1ZS					
1.0 TFSI	70	03.15	PR: 1ZC	24.0125-0113.1	425113		288 25,0 22,0 V L +S +B	
1.2 TFSI	63	05.10	PR: 1ZC	24.0325-0113.1	525113		288 25,0 22,0 V L +S +B PD	
1.4 TDI	66	11.14	PR: 1ZC					
1.4 TFSI	90	05.10	PR: 1ZC					
1.4 TFSI	92	11.14	PR: 1ZC					
1.4 TFSI	92	11.14	PR: 1ZC					
1.4 TFSI	103	04.12	PR: 1ZC					
1.4 TFSI	136	11.10	PR: 1ZC					
1.6 TDI	66	05.10	PR: 1ZC					
1.6 TDI	77	05.10	PR: 1ZC					
1.6 TDI	85	11.14	PR: 1ZC					
1.8 TFSI	141	02.15	PR: 1ZC					
2.0 TDI	105	09.11	PR: 1ZC					
2.0 TFSI quattro	188	10.12	PR: 1ZC					
S1	170	03.14	PR: 1ZC					
1.2 TFSI	63	05.10	PR: 1LJ	24.0125-0158.1	425158		312 25,0 22,0 V L +S +B	
1.4 TFSI	90	05.10	PR: 1LJ					
1.4 TFSI	103	04.12	PR: 1LJ					
1.4 TFSI	136	11.10	PR: 1LJ					
1.6 TDI	66	05.10	PR: 1LJ					
1.6 TDI	77	05.10	PR: 1LJ					
2.0 TDI	105	09.11	PR: 1LJ					
2.0 TFSI quattro	188	10.12	PR: 1LJ					
	1.0 TFSI	70	03.15		24.0711-5273.3	360303		Radsensor
	1.2 TFSI	63	05.10		24.0711-5274.3	360304		Radsensor
	1.4 TDI	66	11.14					
	1.4 TFSI	90	05.10					
	1.4 TFSI	92	11.14					
	1.4 TFSI	103	04.12					
	1.4 TFSI	110	11.14					
	1.4 TFSI	136	11.10					
	1.6 TDI	66	05.10					
	1.6 TDI	77	05.10					
	1.6 TDI	85	11.14					
	1.8 TFSI	141	02.15					
	2.0 TDI	105	09.11					
	2.0 TFSI quattro	188	10.12					
S1	170	03.14						
	1.0 TFSI	70	03.15	PR: 1KT	13.0460-2820.2	602820		20961 17,6 /S LUC
	1.2 TFSI	63	05.10	PR: 1KT	13.0470-2820.2	LD2820		20961 17,6 /S LUC
	1.4 TDI	66	11.14	PR: 1KT				
	1.4 TFSI	90	05.10	PR: 1KT				
	1.4 TFSI	92	11.14	PR: 1KT				
	1.4 TFSI	103	04.12	PR: 1KT				
	1.4 TFSI	110	11.14	PR: 1KT				
	1.4 TFSI	136	11.10	PR: 1KT				
	1.6 TDI	66	05.10	PR: 1KT				
	1.6 TDI	77	05.10	PR: 1KT				
	1.6 TDI	85	11.14	PR: 1KT				
	1.8 TFSI	141	02.15	PR: 1KT				
	2.0 TDI	105	09.11	PR: 1KT				
	2.0 TFSI quattro	188	10.12	PR: 1KT				
1.2 TFSI	63	05.10	PR: 1KS	13.0460-3858.2	603858		24563 17,7 /Zub/S BOS	
1.4 TDI	66	11.14	PR: 1KS	13.0470-3858.2	LD3858		24563 17,7 /Zub/S BOS	
1.4 TFSI	90	05.10	PR: 1KS					
1.4 TFSI	92	11.14	PR: 1KS					
1.4 TFSI	103	04.12	PR: 1KS					
1.4 TFSI	110	11.14	PR: 1KS					
1.4 TFSI	136	11.10	PR: 1KS					
1.6 TDI	66	05.10	PR: 1KS					
1.6 TDI	77	05.10	PR: 1KS					
1.6 TDI	85	11.14	PR: 1KS					
2.0 TDI	105	09.11	PR: 1KS					
2.0 TFSI quattro	188	10.12	PR: 1KS					
	1.0 TFSI	70	03.15	PR: 1KT	24.0109-0123.1	409123		230 9,0 7,0 +S +B
	1.2 TFSI	63	05.10	PR: 1KT	24.0309-0123.1	509123		230 9,0 7,0 +S +B PD
	1.4 TDI	66	11.14	PR: 1KT				
	1.4 TFSI	90	05.10	PR: 1KT				



AUDI A1 / A1 Sportback (10-)










	1.4 TFSI	92		11.14	PR: 1KT	24.0109-0123.1	409123		230 9,0 7,0 +S +B	
	1.4 TFSI	103		04.12	PR: 1KT	24.0309-0123.1	509123		230 9,0 7,0 +S +B PD	
	1.4 TFSI	110		11.14	PR: 1KT					
	1.4 TFSI	136		11.10	PR: 1KT					
	1.6 TDI	66		05.10	PR: 1KT					
	1.6 TDI	77		05.10	PR: 1KT					
	1.6 TDI	85		11.14	PR: 1KT					
	1.8 TFSI	141		02.15	PR: 1KT					
	2.0 TDI	105		09.11	PR: 1KT					
	2.0 TFSI quattro	188		10.12	PR: 1KT					
	1.2 TFSI	63		05.10	PR: 1KS	24.0110-0356.1	410356		272 9,7 8,0 +S +B	
	1.4 TDI	66		11.14	PR: 1KS					
	1.4 TFSI	90		05.10	PR: 1KS					
	1.4 TFSI	92		11.14	PR: 1KS					
	1.4 TFSI	103		04.12	PR: 1KS					
	1.4 TFSI	110		11.14	PR: 1KS					
	1.4 TFSI	136		11.10	PR: 1KS					
	1.6 TDI	66		05.10	PR: 1KS					
	1.6 TDI	77		05.10	PR: 1KS					
	1.6 TDI	85		11.14	PR: 1KS					
	2.0 TDI	105		09.11	PR: 1KS					
	2.0 TFSI quattro	188		10.12	PR: 1KS					
	S1	170		03.14						
		1.0 TFSI	70		03.15		24.0711-6233.3	360315	<input type="checkbox"/> PR: ON3.ON6	Radsensor
		1.2 TFSI	63		05.10		24.0711-6234.3	360316	<input type="checkbox"/> PR: ON3.ON6	Radsensor
		1.4 TDI	66		11.14		24.0711-5271.3	360301	<input type="checkbox"/> PR: ON0	Radsensor
		1.4 TFSI	90		05.10		24.0711-6336.3	360366	<input type="checkbox"/> PR: ON0	Radsensor
		1.4 TFSI	92		11.14					
		1.4 TFSI	103		04.12					
		1.4 TFSI	110		11.14					
1.4 TFSI		136		11.10						
1.6 TDI		66		05.10						
1.6 TDI		77		05.10						









AUDI A2 (00-05)


	1.2 TDI	45		03.01	07.05	13.0460-7178.2	607178		23395 13,7 +/WK	VW	
	1.4	55		06.00	07.05	13.0460-7117.2	607117		23131 19,6 +/WK	VW	
	1.4 TDI	55		06.00	07.05	13.0470-7117.2	LD7117		23131 19,6 +/WK	VW	
	1.4 TDI	66		11.03	07.05						
	1.6 FSI	81		05.02	07.05						
	1.2 TDI	45		03.01	07.05	24.0115-0109.1	415109		239 15,0 13,0 V L +B		
	1.4	55		06.00	07.05	24.0122-0151.1	422151		256 22,0 19,0 V L +S +B		
	1.4 TDI	55		06.00	07.05	24.0322-0151.1	522151		256 22,0 19,0 V L +S +B PD		
	1.4 TDI	66		11.03	07.05						
	1.6 FSI	81		05.02	07.05						
	1.2 TDI	45		03.01	07.05	24.0711-5079.3	360102	<input type="checkbox"/>	Radsensor		
	1.4	55		06.00	07.05	24.0711-5080.3	360103	<input type="checkbox"/>	Radsensor		
	1.4 TDI	55		06.00	07.05	24.0711-5273.3	360303	<input type="checkbox"/>	Radsensor		
	1.4 TDI	66		11.03	07.05	24.0711-5274.3	360304	<input type="checkbox"/>	Radsensor		
	1.6 FSI	81		05.02	07.05						
	1.4 TDI	66		11.03	07.05	13.0460-2894.2	602894		20961 17,4 /Zub/S	LUC	
	1.6 FSI	81		05.02	07.05	13.0470-2894.2	LD2894		20961 17,4 /Zub/S	LUC	
	1.4 TDI	66		11.03	07.05	13.0460-2864.2	602864		20961 17,4 /S	LUC	
	1.6 FSI	81		05.02	07.05	13.0460-0072.2	610072		Belagsatz-Zubehör	LUC	
	1.4 TDI	66		11.03	07.05	24.0109-0123.1	409123		230 9,0 7,0 +S +B		
	1.6 FSI	81		05.02	07.05	24.0309-0123.1	509123		230 9,0 7,0 +S +B PD		
	1.2 TDI	45		03.01	07.05	24.0711-6049.3	360126	<input type="checkbox"/>	Radsensor		
	1.4	55		06.00	07.05	24.0711-6050.3	360127	<input type="checkbox"/>	Radsensor		
	1.4 TDI	55		06.00	07.05	24.0711-6233.3	360315	<input type="checkbox"/>	Radsensor		
	1.4 TDI	66		11.03	07.05	24.0711-6234.3	360316	<input type="checkbox"/>	Radsensor		
	1.6 FSI	81		05.02	07.05						
	1.2 TDI	45		03.01	07.05	PR: 1KR	03.0137-9008.2	669008		Bremsbacken-Zubehör	
	1.4 TDI	55		06.00	07.05	PR: 1KR					
	1.4	55		06.00	07.05	PR: 1KB	03.0137-0268.2	650268		200 x 40 HEB	VW
	1.4 TDI	55		06.00	07.05	PR: 1KB	03.0137-9168.2	669168		Bremsbacken-Zubehör	VW
	1.4	55		06.00	07.05	PR: 1KB	24.0220-0037.1	480161		200/201,5 x 50,5	
	1.4 TDI	55		06.00	07.05	PR: 1KB					
	1.4	55		06.00	07.05	PR: 1KR	03.0520-1517.3	691517		17,46/200x40 TopKit	VW
	1.4 TDI	55		06.00	07.05	PR: 1KR					
	1.4	55		06.00	07.05	PR: 1KR	03.0520-0415.3	690415		15,87/200x40 TopKit	VW
	1.4 TDI	55		06.00	07.05	PR: 1KR					

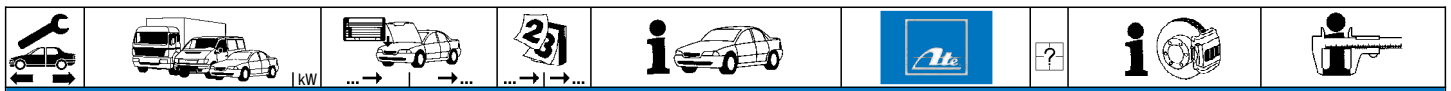


AUDI A3 (96-03)										
	1.6	75	8L-X-200000	09.96	PR: 1LQ,1LR,1LS	13.0460-7111.2	607111		23130 19,6 +	VW
	1.8	92	8L-X-200000	09.96	PR: 1LQ,1LR,1LS	13.0470-7111.2	LD7111		23130 19,6 +	VW
	1.8 T	110	8L-X-200000	12.96	PR: 1LQ,1LR,1LS					
	1.8 T	132	8L-X-200000	12.98	PR: 1LQ,1LR,1LS					
	1.8 T quattro	110	8L-X-200000	08.98	PR: 1LQ,1LR,1LS					
	1.8 T quattro	132	8L-X-200000	10.98	PR: 1LQ,1LR,1LS					
	1.9 TDI	66	8L-X-200000	09.96	PR: 1LQ,1LR,1LS					
	1.9 TDI	81	8L-X-200000	03.97	PR: 1LQ,1LR,1LS					
	1.6	75	8L-Y-000001		06.03 PR: 1LQ,1LS	13.0460-7117.2	607117		23131 19,6 +/WK	VW
	1.8	92	8L-Y-000001		06.03 PR: 1LQ,1LS	13.0470-7117.2	LD7117		23131 19,6 +/WK	VW
1.8 T	110	8L-Y-000001		06.03 PR: 1LQ,1LS						
1.8 T	132	8L-Y-000001		06.03 PR: 1LQ,1LS						
1.8 T quattro	110	8L-Y-000001		06.03 PR: 1LQ,1LS						
1.8 T quattro	132	8L-Y-000001		06.03 PR: 1LQ,1LS						
1.9 TDI	66	8L-Y-000001		06.01 PR: 1LQ,1LS						
1.9 TDI	74		09.00	06.03 PR: 1LQ,1LS						
1.9 TDI	81	8L-Y-000001		06.01 PR: 1LQ,1LS						
1.9 TDI	96		09.00	06.03 PR: 1LQ,1LS						
1.9 TDI quattro	96		09.00	06.03 PR: 1LQ,1LS						
1.6	75		09.96	06.03 PR: 12P	13.0460-7117.2	607117		23131 19,6 +/WK	VW	
1.8	92		09.96	06.03 PR: 12P	13.0470-7117.2	LD7117		23131 19,6 +/WK	VW	
1.8 T	110		12.96	06.03 PR: 12P						
1.8 T	132		12.98	06.03 PR: 12P						
1.8 T quattro	110		08.98	06.03 PR: 12P						
1.8 T quattro	132		10.98	06.03 PR: 12P						
1.9 TDI	66		09.96	06.01 PR: 12P						
1.9 TDI	74		09.00	06.03 PR: 12P						
1.9 TDI	81		03.97	06.01 PR: 12P						
1.9 TDI	96		09.00	06.03 PR: 12P						
1.9 TDI quattro	96		09.00	06.03 PR: 12P						
1.6	75	8L-X-150000	09.96	PR: 1LE,1LN,1ZD	13.0460-7081.2	607081		21911 20,3 +	ATE	
1.8	92	8L-X-150000	09.96	PR: 1LE,1LN,1ZD	13.0470-7081.2	LD7081		21911 20,3 +	ATE	
1.8 T	110	8L-X-150000	12.96	PR: 1LE,1LN,1ZD						
1.8 T	132	8L-X-150000	12.98	PR: 1LE,1LN,1ZD						
1.8 T quattro	110	8L-X-150000	08.98	PR: 1LE,1LN,1ZD						
1.8 T quattro	132	8L-X-150000	10.98	PR: 1LE,1LN,1ZD						
1.9 TDI	66	8L-X-150000	09.96	PR: 1LE,1LN,1ZD						
1.9 TDI	81	8L-X-150000	03.97	PR: 1LE,1LN,1ZD						
1.9 TDI	96	8L-X-150000	03.97	PR: 1LE,1LN,1ZD						
S3		8L-X-200000	08.98	PR: 1LT						
1.6	75	8L-Y-000001		06.03 PR: 1LE,1LN,1ZD	13.0460-7122.2	607122		23392 20,3 +/WK	ATE	
1.8	92	8L-Y-000001		06.03 PR: 1LE,1LN,1ZD	13.0470-7122.2	LD7122		23392 20,3 +/WK	ATE	
1.8 T	110	8L-Y-000001		06.03 PR: 1LE,1LN,1ZD						
1.8 T	132	8L-Y-000001		06.03 PR: 1LE,1LN,1ZD						
1.8 T quattro	110	8L-Y-000001		06.03 PR: 1LE,1LN,1ZD						
1.8 T quattro	132	8L-Y-000001		06.03 PR: 1LE,1LN,1ZD						
1.9 TDI	66	8L-Y-000001		06.01 PR: 1LE,1LN,1ZD						
1.9 TDI	74		09.00	06.03 PR: 1LE,1LN,1ZD						
1.9 TDI	81	8L-Y-000001		06.01 PR: 1LE,1LN,1ZD						
1.9 TDI	96		09.00	06.03 PR: 1LE,1LN,1ZD						
1.9 TDI quattro	96		09.00	06.03 PR: 1LE,1LN,1ZD						
S3		8L-Y-000001		06.03 PR: 1LT						
	1.6	75		09.96	06.03 PR: 1LQ	24.0122-0151.1	422151		256 22,0 19,0 V L +S +B	
	1.8	92		09.96	06.03 PR: 1LQ	24.0322-0151.1	522151		256 22,0 19,0 V L +S +B PD	
	1.8 T	110		12.96	06.03 PR: 1LQ					
	1.8 T	132		12.98	06.03 PR: 1LQ					
	1.8 T quattro	110		08.98	06.03 PR: 1LQ					
	1.8 T quattro	132		10.98	06.03 PR: 1LQ					
	1.9 TDI	66		09.96	06.01 PR: 1LQ					
	1.9 TDI	74		09.00	06.03 PR: 1LQ					
	1.9 TDI	81		03.97	06.01 PR: 1LQ					
	1.9 TDI	96		09.00	06.03 PR: 1LQ					
1.9 TDI quattro	96		09.00	06.03 PR: 1LQ						
1.6	75		09.96	06.03 PR: 1LR,1LS,1ZP	24.0122-0150.1	422150		280 22,0 19,0 V L +S +B		
1.8	92		09.96	06.03 PR: 1LR,1LS,1ZP	24.0322-0150.1	522150		280 22,0 19,0 V L +S +B PD		
1.8 T	110		12.96	06.03 PR: 1LR,1LS,1ZP						
1.8 T	132		12.98	06.03 PR: 1LR,1LS,1ZP						
1.8 T quattro	110		08.98	06.03 PR: 1LR,1LS,1ZP						
1.8 T quattro	132		10.98	06.03 PR: 1LR,1LS,1ZP						
1.9 TDI	66		09.96	06.01 PR: 1LR,1LS,1ZP						
1.9 TDI	74		09.00	06.03 PR: 1LR,1LS,1ZP						
1.9 TDI	81		03.97	06.01 PR: 1LR,1LS,1ZP						
1.9 TDI	96		09.00	06.03 PR: 1LR,1LS,1ZP						
1.9 TDI quattro	96		09.00	06.03 PR: 1LR,1LS,1ZP						
1.6	75		09.96	06.03 PR: 1LE,1LN,1ZD	24.0125-0113.1	425113		288 25,0 22,0 V L +S +B		
1.8	92		09.96	06.03 PR: 1LE,1LN,1ZD	24.0325-0113.1	525113		288 25,0 22,0 V L +S +B PD		
1.8 T	110		12.96	06.03 PR: 1LE,1LN,1ZD						
1.8 T	132		12.98	06.03 PR: 1LE,1LN,1ZD						
1.8 T quattro	110		08.98	06.03 PR: 1LE,1LN,1ZD						
1.8 T quattro	132		10.98	06.03 PR: 1LE,1LN,1ZD						
1.9 TDI	66		09.96	06.01 PR: 1LE,1LN,1ZD						
1.9 TDI	74		09.00	06.03 PR: 1LE,1LN,1ZD						
1.9 TDI	81		03.97	06.01 PR: 1LE,1LN,1ZD						
1.9 TDI	96		09.00	06.03 PR: 1LE,1LN,1ZD						
1.9 TDI quattro	96		09.00	06.03 PR: 1LE,1LN,1ZD						
S3			08.98	06.03 PR: 1LT	24.0125-0123.1	425123		310 25,0 22,0 V L +B		
					24.0325-0123.1	525123		310 25,0 22,0 V L +B PD		

								
---	--	--	--	--	---	--	--	--

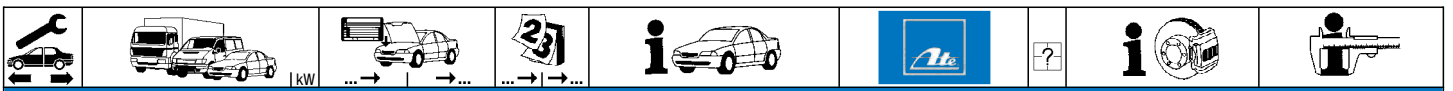
AUDI A3 (96-03)										
	1.6	75		09.96	06.03		24.0711-1361.3	360022		Radsensor
	1.8	92		09.96	06.03		24.0711-1362.3	360023		Radsensor
	1.8 T	110		12.96	06.03					
	1.8 T	132		12.98	06.03					
	1.8 T quattro	110		08.98	06.03					
	1.8 T quattro	132		10.98	06.03					
	1.9 TDI	66		09.96	06.01					
	1.9 TDI	74		09.00	06.03					
	1.9 TDI	81		03.97	06.01					
	1.9 TDI	96		09.00	06.03					
	1.9 TDI quattro	96		09.00	06.03					
	S3			08.98	06.03					
	1.6	75		09.96	06.03	PR: 1KK,1KV,1KE	13.0460-2894.2	602894		20961 17,4 /Zub/S
	1.8	92		09.96	06.03	PR: 1KK,1KV,1KE	13.0470-2894.2	LD2894		20961 17,4 /Zub/S
	1.8 T	110		12.96	06.03	PR: 1KK,1KV,1KE				
	1.8 T	132		12.98	06.03	PR: 1KK,1KV,1KE				
	1.8 T quattro	110		08.98	06.03	PR: 1KK,1KV,1KE				
	1.8 T quattro	132		10.98	06.03	PR: 1KK,1KV,1KE				
	1.9 TDI	66		09.96	06.01	PR: 1KK,1KV,1KE				
	1.9 TDI	74		09.00	06.03	PR: 1KK,1KV,1KE				
	1.9 TDI	81		03.97	06.01	PR: 1KK,1KV,1KE				
	1.9 TDI	96		09.00	06.03	PR: 1KK,1KV,1KE				
	1.9 TDI quattro	96		09.00	06.03	PR: 1KK,1KV,1KE				
	S3			08.98	06.03	PR: 1KF	13.0460-2820.2	602820		20961 17,6 /S
							13.0470-2820.2	LD2820		20961 17,6 /S
	1.6	75		09.96	06.03	PR: 1KK,1KV	24.0109-0123.1	409123		230 9,0 7,0 +S +B
	1.8	92		09.96	06.03	PR: 1KK,1KV	24.0309-0123.1	509123		230 9,0 7,0 +S +B PD
	1.8 T	110		12.96	06.03	PR: 1KK,1KV				
	1.8 T	132		12.98	06.03	PR: 1KK,1KV				
	1.9 TDI	66		09.96	06.01	PR: 1KK,1KV				
	1.9 TDI	74		09.00	06.03	PR: 1KK,1KV				
	1.9 TDI	81		03.97	06.01	PR: 1KK,1KV				
	1.9 TDI	96		09.00	06.03	PR: 1KK,1KV				
	1.8 T quattro	110		08.98	06.03	PR: 1KE	24.0109-0133.1	409133		239 8,9 7,0 +S +B
	1.8 T quattro	132		10.98	06.03	PR: 1KE	24.0309-0133.1	509133		239 8,9 7,0 +S +B PD
	1.9 TDI quattro	96		09.00	06.03	PR: 1KE				
	S3			08.98	06.03	PR: 1KF	24.0122-0163.1	422163		256 22,0 20,0 V L +B
							24.0322-0163.1	522163		256 22,0 20,0 V L +B PD
	1.6	75		09.96	06.03		24.0741-1107.3	360042		Radsensor
	1.8	92		09.96	06.03					
	1.8 T	110		12.96	06.03					
	1.8 T	132		12.98	06.03					
	1.8 T quattro	110		08.98	08.00					
	1.8 T quattro	132		10.98	08.00					
	1.9 TDI	66		09.96	06.01					
	1.9 TDI	74		09.00	06.03					
	1.9 TDI	81		03.97	06.01					
	1.9 TDI	96		09.00	06.03					
	S3			08.98	08.00					
	1.8 T quattro	110		09.00	06.03		24.0711-1365.3	360172		Radsensor L=226
	1.8 T quattro	132		09.00	06.03					
	1.9 TDI quattro	96		09.00	06.03					
	S3			09.00	06.03					

AUDI A3 / A3 Sportback (03-13)										
	1.2 TSI	77		04.10	08.13	PR: 1ZF,1ZM	13.0460-7117.2	607117		23131 19,6 +/WK
	1.4 TFSI	92		07.07	08.13	PR: 1ZF,1ZM	13.0470-7117.2	LD7117		23131 19,6 +/WK
	1.6	75		05.03	08.13	PR: 1ZF,1ZM				
	1.6 FSI	85		08.03	08.13	PR: 1ZF,1ZM				
	1.6 TDI	66		05.09	08.13	PR: 1ZF,1ZM				
	1.6 TDI	77		05.09	08.13	PR: 1ZF,1ZM				
	1.8 TFSI	118		01.07	08.13	PR: 1ZF,1ZM				
	1.8 TFSI quattro	118		05.08	08.13	PR: 1ZF,1ZM				
	1.9 TDI	77		06.03	08.13	PR: 1ZF,1ZM				
	2.0 FSI	110		05.03	08.13	PR: 1ZF,1ZM				
	2.0 TDI	100		05.03	08.13	PR: 1ZF,1ZM				
	2.0 TDI	103		05.03	08.13	PR: 1ZF,1ZM				
	2.0 TDI	120		06.06	06.08	PR: 1ZF,1ZM				
	2.0 TDI	125		03.06	08.13	PR: 1ZF,1ZM				
	2.0 TDI quattro	100		05.03	08.13	PR: 1ZF,1ZM				
	2.0 TDI quattro	103		08.04	08.13	PR: 1ZF,1ZM				
	2.0 TDI quattro	125		03.06	08.13	PR: 1ZF,1ZM				
	2.0 TFSI	147		06.04	08.13	PR: 1ZF,1ZM				
	2.0 TFSI quattro	147		06.04	08.13	PR: 1ZF,1ZM				
	3.2 quattro	184		03.06	08.13	PR: 1ZF,1ZM				
	1.2 TSI	77		04.10	08.13	PR: 1ZE,1ZP,1ZD,1LJ,1ZA	13.0460-7184.2	607184		23587 20,6 +/WK
	1.4 TFSI	92		07.07	08.13	PR: 1ZE,1ZP,1ZD,1LJ,1ZA	13.0470-7184.2	LD7184		23587 20,6 +/WK
	1.6	75		05.03	08.13	PR: 1ZE,1ZP,1ZD,1LJ,1ZA				
	1.6 FSI	85		08.03	08.13	PR: 1ZE,1ZP,1ZD,1LJ,1ZA				
	1.6 TDI	66		05.09	08.13	PR: 1ZE,1ZP,1ZD,1LJ,1ZA				
	1.6 TDI	77		05.09	08.13	PR: 1ZE,1ZP,1ZD,1LJ,1ZA				
	1.8 TFSI	118		01.07	08.13	PR: 1ZE,1ZP,1ZD,1LJ,1ZA				
	1.8 TFSI quattro	118		05.08	08.13	PR: 1ZE,1ZP,1ZD,1LJ,1ZA				
	1.9 TDI	77		06.03	08.13	PR: 1ZE,1ZP,1ZD,1LJ,1ZA				
	2.0 FSI	110		05.03	08.13	PR: 1ZE,1ZP,1ZD,1LJ,1ZA				
	2.0 TDI	100		05.03	08.13	PR: 1ZE,1ZP,1ZD,1LJ,1ZA				



AUDI A3 / A3 Sportback (03-13)

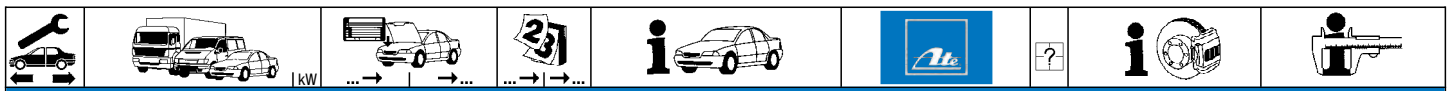
	2.0 TDI	103	05.03	08.13	PR: 1ZE,1ZP,1ZD,1LJ,1ZA	13.0460-7184.2	607184		23587 20,6 +WK	ATE
	2.0 TDI	120	06.06	06.08	PR: 1ZE,1ZP,1ZD,1LJ,1ZA	13.0470-7184.2	LD7184		23587 20,6 +WK	ATE
	2.0 TDI	125	03.06	08.13	PR: 1ZE,1ZP,1ZD,1LJ,1ZA					
	2.0 TDI quattro	100	05.03	08.13	PR: 1ZE,1ZP,1ZD,1LJ,1ZA					
	2.0 TDI quattro	103	08.04	08.13	PR: 1ZE,1ZP,1ZD,1LJ,1ZA					
	2.0 TDI quattro	125	03.06	08.13	PR: 1ZE,1ZP,1ZD,1LJ,1ZA					
	2.0 TFSI	147	06.04	08.13	PR: 1ZE,1ZP,1ZD,1LJ,1ZA					
	2.0 TFSI quattro	147	06.04	08.13	PR: 1ZE,1ZP,1ZD,1LJ,1ZA					
	3.2 quattro	184	03.06	08.13	PR: 1ZE,1ZP,1ZD,1LJ,1ZA					
	1.2 TSI	77	04.10	08.13	PR: 1LK	13.0460-7200.2	607200		23801 20,3 +WK	ATE
1.4 TFSI	92	07.07	08.13	PR: 1LK	13.0470-7200.2	LD7200		23801 20,3 +WK	ATE	
1.6	75	05.03	08.13	PR: 1LK						
1.6 FSI	85	08.03	08.13	PR: 1LK						
1.6 TDI	66	05.09	08.13	PR: 1LK						
1.6 TDI	77	05.09	08.13	PR: 1LK						
1.8 TFSI	118	01.07	08.13	PR: 1LK						
1.8 TFSI quattro	118	05.08	08.13	PR: 1LK						
1.9 TDI	77	06.03	08.13	PR: 1LK						
2.0 FSI	110	05.03	08.13	PR: 1LK						
2.0 TDI	100	05.03	08.13	PR: 1LK						
2.0 TDI	103	05.03	08.13	PR: 1LK						
2.0 TDI	120	06.06	06.08	PR: 1LK						
2.0 TDI	125	03.06	08.13	PR: 1LK						
2.0 TDI quattro	100	05.03	08.13	PR: 1LK						
2.0 TDI quattro	103	08.04	08.13	PR: 1LK						
2.0 TDI quattro	125	03.06	08.13	PR: 1LK						
2.0 TFSI	147	06.04	08.13	PR: 1LK						
2.0 TFSI quattro	147	06.04	08.13	PR: 1LK						
3.2 quattro	184	03.06	08.13	PR: 1LK						
S3	188	07.08	08.13	PR: 1ZK	13.0460-7227.2	607227		23801 20,3 +WK	ATE	
S3	195	11.06	08.13	PR: 1ZK	13.0470-7227.2	LD7227		23801 20,4 +WK	ATE	
RS 3	250	04.11	08.13	PR: 1LG	13.0460-4833.2	604833		24098 17,1 AWE	BRE	
					24.8190-0302.2	620302	1	Warmkontakt L=367,4mm		
	1.2 TSI	77	04.10	08.13	PR: 1ZF,1ZM	24.0122-0210.1	422210		280 22,0 19,0 V L +S +B	
	1.4 TFSI	92	07.07	08.13	PR: 1ZF,1ZM	24.0322-0210.1	522210		280 22,0 19,0 V L +S +B PD	
	1.6	75	05.03	08.13	PR: 1ZF,1ZM					
	1.6 FSI	85	08.03	08.13	PR: 1ZF,1ZM					
	1.6 TDI	66	05.09	08.13	PR: 1ZF,1ZM					
	1.6 TDI	77	05.09	08.13	PR: 1ZF,1ZM					
	1.8 TFSI	118	01.07	08.13	PR: 1ZF,1ZM					
	1.8 TFSI quattro	118	05.08	08.13	PR: 1ZF,1ZM					
	1.9 TDI	77	06.03	08.13	PR: 1ZF,1ZM					
	2.0 FSI	110	05.03	08.13	PR: 1ZF,1ZM					
2.0 TDI	100	05.03	08.13	PR: 1ZF,1ZM						
2.0 TDI	103	05.03	08.13	PR: 1ZF,1ZM						
2.0 TDI	120	06.06	06.08	PR: 1ZF,1ZM						
2.0 TDI	125	03.06	08.13	PR: 1ZF,1ZM						
2.0 TDI quattro	100	05.03	08.13	PR: 1ZF,1ZM						
2.0 TDI quattro	103	08.04	08.13	PR: 1ZF,1ZM						
2.0 TDI quattro	125	03.06	08.13	PR: 1ZF,1ZM						
2.0 TFSI	147	06.04	08.13	PR: 1ZF,1ZM						
2.0 TFSI quattro	147	06.04	08.13	PR: 1ZF,1ZM						
3.2 quattro	184	03.06	08.13	PR: 1ZF,1ZM						
1.2 TSI	77	04.10	08.13	PR: 1ZE,1ZP	24.0125-0145.1	425145		288 25,0 22,0 V L +S +B		
1.4 TFSI	92	07.07	08.13	PR: 1ZE,1ZP	24.0325-0145.1	525145		288 25,0 22,0 V L +S +B PD		
1.6	75	05.03	08.13	PR: 1ZE,1ZP						
1.6 FSI	85	08.03	08.13	PR: 1ZE,1ZP						
1.6 TDI	66	05.09	08.13	PR: 1ZE,1ZP						
1.6 TDI	77	05.09	08.13	PR: 1ZE,1ZP						
1.8 TFSI	118	01.07	08.13	PR: 1ZE,1ZP						
1.8 TFSI quattro	118	05.08	08.13	PR: 1ZE,1ZP						
1.9 TDI	77	06.03	08.13	PR: 1ZE,1ZP						
2.0 FSI	110	05.03	08.13	PR: 1ZE,1ZP						
2.0 TDI	100	05.03	08.13	PR: 1ZE,1ZP						
2.0 TDI	103	05.03	08.13	PR: 1ZE,1ZP						
2.0 TDI	120	06.06	06.08	PR: 1ZE,1ZP						
2.0 TDI	125	03.06	08.13	PR: 1ZE,1ZP						
2.0 TDI quattro	100	05.03	08.13	PR: 1ZE,1ZP						
2.0 TDI quattro	103	08.04	08.13	PR: 1ZE,1ZP						
2.0 TDI quattro	125	03.06	08.13	PR: 1ZE,1ZP						
2.0 TFSI	147	06.04	08.13	PR: 1ZE,1ZP						
2.0 TFSI quattro	147	06.04	08.13	PR: 1ZE,1ZP						
3.2 quattro	184	07.03	08.13	PR: 1ZE,1ZP						
1.2 TSI	77	04.10	08.13	PR: 1ZD,1LJ,1ZA	24.0125-0158.1	425158		312 25,0 22,0 V L +S +B		
1.4 TFSI	92	07.07	08.13	PR: 1ZD,1LJ,1ZA	24.0325-0158.1	525158		312 25,0 22,0 V L +S +B PD		
1.6	75	05.03	08.13	PR: 1ZD,1LJ,1ZA						
1.6 FSI	85	08.03	08.13	PR: 1ZD,1LJ,1ZA						
1.6 TDI	66	05.09	08.13	PR: 1ZD,1LJ,1ZA						
1.6 TDI	77	05.09	08.13	PR: 1ZD,1LJ,1ZA						
1.8 TFSI	118	01.07	08.13	PR: 1ZD,1LJ,1ZA						
1.8 TFSI quattro	118	05.08	08.13	PR: 1ZD,1LJ,1ZA						
1.9 TDI	77	06.03	08.13	PR: 1ZD,1LJ,1ZA						
2.0 FSI	110	05.03	08.13	PR: 1ZD,1LJ,1ZA						
2.0 TDI	100	05.03	08.13	PR: 1ZD,1LJ,1ZA						
2.0 TDI	103	05.03	08.13	PR: 1ZD,1LJ,1ZA						
2.0 TDI	120	06.06	06.08	PR: 1ZD,1LJ,1ZA						
2.0 TDI	125	03.06	08.13	PR: 1ZD,1LJ,1ZA						



AUDI A3 / A3 Sportback (03-13)
















	2.0 TDI quattro	100	05.03	08.13	PR: 1ZD,1LJ,1ZA	24.0125-0158.1	425158			312 25,0 22,0 V L +S +B
	2.0 TDI quattro	103	08.04	08.13	PR: 1ZD,1LJ,1ZA	24.0325-0158.1	525158			312 25,0 22,0 V L +S +B PD
	2.0 TDI quattro	125	03.06	08.13	PR: 1ZD,1LJ,1ZA					
	2.0 TFSI	147	06.04	08.13	PR: 1ZD,1LJ,1ZA					
	2.0 TFSI quattro	147	06.04	08.13	PR: 1ZD,1LJ,1ZA					
	3.2 quattro	184	07.03	08.13	PR: 1ZD,1LJ,1ZA					
	1.2 TSI	77	04.10	08.13	PR: 1LK	24.0130-0115.1	430115			345 30,0 27,0 V L +B
	1.4 TFSI	92	07.07	08.13	PR: 1LK	24.0330-0115.1	530115			345 30,0 27,0 V L +B PD
	1.6	75	05.03	08.13	PR: 1LK					
	1.6 FSI	85	08.03	08.13	PR: 1LK					
	1.6 TDI	66	05.09	08.13	PR: 1LK					
	1.6 TDI	77	05.09	08.13	PR: 1LK					
	1.8 TFSI	118	01.07	08.13	PR: 1LK					
	1.8 TFSI quattro	118	05.08	08.13	PR: 1LK					
	1.9 TDI	77	06.03	08.13	PR: 1LK					
	2.0 FSI	110	05.03	08.13	PR: 1LK					
	2.0 TDI	100	05.03	08.13	PR: 1LK					
	2.0 TDI	103	05.03	08.13	PR: 1LK					
	2.0 TDI	120	06.06	06.08	PR: 1LK					
	2.0 TDI	125	03.06	08.13	PR: 1LK					
2.0 TDI quattro	100	05.03	08.13	PR: 1LK						
2.0 TDI quattro	103	08.04	08.13	PR: 1LK						
2.0 TDI quattro	125	03.06	08.13	PR: 1LK						
2.0 TFSI	147	06.04	08.13	PR: 1LK						
2.0 TFSI quattro	147	06.04	08.13	PR: 1LK						
3.2 quattro	184	07.03	08.13	PR: 1LK						
S3	188	07.08	08.13	PR: 1ZK						
S3	195	11.06	08.13	PR: 1ZK						
	1.2 TSI	77	04.10	08.13		24.0711-5271.3	360301			Radsensor
	1.4 TFSI	92	07.07	08.13		24.0711-5272.3	360302			Radsensor
	1.6	75	05.03	08.13						
	1.6 FSI	85	08.03	08.13						
	1.6 TDI	66	05.09	08.13						
	1.6 TDI	77	05.09	08.13						
	1.8 TFSI	118	01.07	08.13						
	1.8 TFSI quattro	118	05.08	08.13						
	1.9 TDI	77	06.03	08.13						
	2.0 FSI	110	05.03	08.13						
	2.0 TDI	100	05.03	08.13						
	2.0 TDI	103	05.03	08.13						
	2.0 TDI	120	06.06	06.08						
	2.0 TDI	125	03.06	08.13						
	2.0 TDI quattro	100	05.03	08.13						
	2.0 TDI quattro	103	08.04	08.13						
	2.0 TDI quattro	125	03.06	08.13						
	2.0 TFSI	147	06.04	08.13						
	2.0 TFSI quattro	147	06.04	08.13						
	3.2 quattro	184	07.03	08.13						
RS 3	250	04.11	08.13							
S3	188	07.08	08.13							
S3	195	11.06	08.13							
	1.2 TSI	77	04.10	08.13	PR: 1KQ,1KD	13.0460-2820.2	602820			20961 17,6 /S LUC
	1.4 TFSI	92	07.07	08.13	PR: 1KQ,1KD	13.0470-2820.2	LD2820			20961 17,6 /S LUC
	1.6	75	05.03	08.13	PR: 1KQ,1KD					
	1.6 FSI	85	08.03	08.13	PR: 1KQ,1KD					
	1.6 TDI	66	05.09	08.13	PR: 1KQ,1KD					
	1.6 TDI	77	05.09	08.13	PR: 1KQ,1KD					
	1.8 TFSI	118	01.07	08.13	PR: 1KQ,1KD					
	1.9 TDI	77	06.03	08.13	PR: 1KQ,1KD					
	2.0 FSI	110	05.03	08.13	PR: 1KQ,1KD					
	2.0 TDI	100	05.03	08.13	PR: 1KQ,1KD					
	2.0 TDI	103	05.03	08.13	PR: 1KQ,1KD					
	2.0 TDI	120	06.06	06.08	PR: 1KQ,1KD					
	2.0 TDI	125	03.06	08.13	PR: 1KQ,1KD					
2.0 TFSI	147	06.04	08.13	PR: 1KQ,1KD						
	1.2 TSI	77	04.10	08.13	PR: 1KE,1KZ	13.0460-2880.2	602880			23914 17,1 /WE/Zub/S LUC
	1.4 TFSI	92	07.07	08.13	PR: 1KE,1KZ	13.0470-2880.2	LD2880			23914 17,1 /WE/Zub/S LUC
	1.6	75	05.03	08.13	PR: 1KE,1KZ	13.0460-0259.2	610259			Belagsatz-Zubehör
	1.6 FSI	85	08.03	08.13	PR: 1KE,1KZ					
	1.6 TDI	66	05.09	08.13	PR: 1KE,1KZ					
	1.6 TDI	77	05.09	08.13	PR: 1KE,1KZ					
	1.8 TFSI	118	01.07	08.13	PR: 1KE,1KZ					
	1.8 TFSI quattro	118	05.08	08.13	PR: 1KF,1KJ,1KU					
	1.9 TDI	77	06.03	08.13	PR: 1KE,1KZ					
	2.0 FSI	110	05.03	08.13	PR: 1KE,1KZ					
	2.0 TDI	100	05.03	08.13	PR: 1KE,1KZ					
	2.0 TDI	103	05.03	08.13	PR: 1KE,1KZ					
	2.0 TDI	120	06.06	06.08	PR: 1KE,1KZ					
	2.0 TDI	125	03.06	08.13	PR: 1KE,1KZ					
	2.0 TDI quattro	100	05.03	08.13	PR: 1KF,1KJ,1KU					
	2.0 TDI quattro	103	08.04	08.13	PR: 1KF,1KJ,1KU					
	2.0 TDI quattro	125	03.06	08.13	PR: 1KF,1KJ,1KU					
2.0 TFSI	147	06.04	08.13	PR: 1KE,1KZ						
2.0 TFSI quattro	147	06.04	08.13	PR: 1KF,1KJ,1KU						
3.2 quattro	184	07.03	08.13	PR: 1KF,1KJ,1KU						






































AUDI A3 / A3 Sportback (03-13)

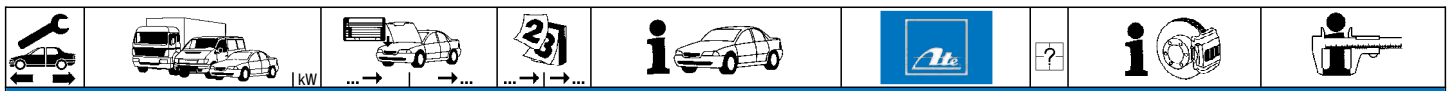
	3.2 quattro	184	07.03	08.13	PR: 2EA	13.0460-2880.2	602880		23914 17,1 /WE/Zub/S 23914 17,1 /WE/Zub/S Belagsatz-Zubehör	LUC LUC		
	RS 3	250	04.11	08.13		13.0470-2880.2	LD2880					
	S3	188	07.08	08.13	PR: 1KW	13.0460-0035.2	610035					
	S3	195	11.06	08.13	PR: 1KW							
	1.2 TSI	77	04.10	08.13	PR: 1KS	13.0460-3858.2	603858				24563 17,7 /Zub/S 24563 17,7 /Zub/S	BOS BOS
	1.4 TFSI	92	07.07	08.13	PR: 1KS	13.0470-3858.2	LD3858					
	1.6	75	05.03	08.13	PR: 1KS							
	1.6 FSI	85	08.03	08.13	PR: 1KS							
	1.6 TDI	66	05.09	08.13	PR: 1KS							
	1.6 TDI	77	05.09	08.13	PR: 1KS							
	1.8 TFSI	118	01.07	08.13	PR: 1KS							
	1.8 TFSI quattro	118	05.08	08.13	PR: 1KS							
	1.9 TDI	77	06.03	08.13	PR: 1KS							
	2.0 FSI	110	05.03	08.13	PR: 1KS							
	2.0 TDI	100	05.03	08.13	PR: 1KS							
	2.0 TDI	103	05.03	08.13	PR: 1KS							
	2.0 TDI	120	06.06	06.08	PR: 1KS							
	2.0 TDI	125	03.06	08.13	PR: 1KS							
	2.0 TDI quattro	100	05.03	08.13	PR: 1KS							
	2.0 TDI quattro	103	08.04	08.13	PR: 1KS							
2.0 TDI quattro	125	03.06	08.13	PR: 1KS								
2.0 TFSI	147	06.04	08.13	PR: 1KS								
2.0 TFSI quattro	147	06.04	08.13	PR: 1KS								
3.2 quattro	184	07.03	08.13	PR: 1KS								
	1.2 TSI	77	04.10	08.13	PR: 1KQ,1KD	24.0110-0277.1	410277	253 10,0 8,0 +S +B 253 10,0 8,0 +S +B PD				
	1.4 TFSI	92	07.07	08.13	PR: 1KQ,1KD	24.0310-0277.1	510277					
	1.6	75	05.03	08.13	PR: 1KQ,1KD							
	1.6 FSI	85	08.03	08.13	PR: 1KQ,1KD							
	1.6 TDI	66	05.09	08.13	PR: 1KQ,1KD							
	1.6 TDI	77	05.09	08.13	PR: 1KQ,1KD							
	1.8 TFSI	118	01.07	08.13	PR: 1KQ,1KD							
	1.9 TDI	77	06.03	08.13	PR: 1KQ,1KD							
	2.0 FSI	110	05.03	08.13	PR: 1KQ,1KD							
	2.0 TDI	100	05.03	08.13	PR: 1KQ,1KD							
	2.0 TDI	103	05.03	08.13	PR: 1KQ,1KD							
	2.0 TDI	120	06.06	06.08	PR: 1KQ,1KD							
	2.0 TDI	125	03.06	08.13	PR: 1KQ,1KD							
	2.0 TDI quattro	100	05.03	08.13	PR: 1KJ,1KU							
	2.0 TDI quattro	103	08.04	08.13	PR: 1KJ,1KU							
	2.0 TDI quattro	125	03.06	08.13	PR: 1KJ,1KU							
	2.0 TFSI	147	06.04	08.13	PR: 1KJ							
	2.0 TFSI quattro	147	06.04	08.13	PR: 1KJ,1KU							
	3.2 quattro	184	07.03	08.13	PR: 1KJ							
		1.2 TSI	77	04.10	08.13	PR: 1KZ	24.0112-0169.1			412169	282 12,0 10,0 +S +B	
1.4 TFSI		92	07.07	08.13	PR: 1KZ							
1.6		75	05.03	08.13	PR: 1KZ							
1.6 FSI		85	08.03	08.13	PR: 1KZ							
1.6 TDI		66	05.09	08.13	PR: 1KZ							
1.6 TDI		77	05.09	08.13	PR: 1KZ							
1.8 TFSI		118	01.07	08.13	PR: 1KZ							
1.8 TFSI quattro		118	05.08	08.13	PR: 1KJ							
1.9 TDI		77	06.03	08.13	PR: 1KZ							
2.0 FSI		110	05.03	08.13	PR: 1KZ							
2.0 TDI		100	05.03	08.13	PR: 1KZ							
2.0 TDI		103	05.03	08.13	PR: 1KZ							
2.0 TDI		120	06.06	06.08	PR: 1KZ							
2.0 TDI		125	03.06	08.13	PR: 1KZ							
2.0 TDI quattro		100	05.03	08.13	PR: 1KJ,1KU							
2.0 TDI quattro		103	08.04	08.13	PR: 1KJ,1KU							
2.0 TDI quattro		125	03.06	08.13	PR: 1KJ,1KU							
2.0 TFSI		147	06.04	08.13	PR: 1KZ							
2.0 TFSI quattro		147	06.04	08.13	PR: 1KJ,1KU							
3.2 quattro		184	07.03	08.13	PR: 1KJ							
	1.2 TSI	77	04.10	08.13	PR: 1KE	24.0112-0158.1	412158	256 12,0 10,0 +B 256 12,0 10,0 +B PD				
	1.4 TFSI	92	07.07	08.13	PR: 1KE	24.0312-0158.1	512158					
	1.6	75	05.03	08.13	PR: 1KE							
	1.6 FSI	85	08.03	08.13	PR: 1KE							
	1.6 TDI	66	05.09	08.13	PR: 1KE							
	1.6 TDI	77	05.09	08.13	PR: 1KE							
	1.8 TFSI	118	01.07	08.13	PR: 1KE							
	1.9 TDI	77	06.03	08.13	PR: 1KE							
	2.0 FSI	110	05.03	08.13	PR: 1KE							
	2.0 TDI	100	05.03	08.13	PR: 1KE							
	2.0 TDI	103	05.03	08.13	PR: 1KE							
	2.0 TDI	120	06.06	06.08	PR: 1KE							
	2.0 TDI	125	03.06	08.13	PR: 1KE							
	2.0 TDI quattro	100	05.03	08.13	PR: 1KF							
	2.0 TDI quattro	103	08.04	08.13	PR: 1KF							
	2.0 TDI quattro	125	03.06	08.13	PR: 1KF							
	2.0 TFSI	147	06.04	08.13	PR: 1KE							
	2.0 TFSI quattro	147	06.04	08.13	PR: 1KF							
		3.2 quattro	184	07.03	08.13	PR: 2EA	24.0122-0219.1			422219	310 22,0 20,0 V L +B	
		RS 3	250	04.11	08.13							
S3		188	07.08	08.13	PR: 1KW							
S3		195	11.06	08.13	PR: 1KW							
	1.2 TSI	77	04.10	08.13	PR: 1KS	24.0110-0356.1	410356	272 9,7 8,0 +S +B				
	1.4 TFSI	92	07.07	08.13	PR: 1KS							
	1.6	75	05.03	08.13	PR: 1KS							
	1.6 FSI	85	08.03	08.13	PR: 1KS							
	1.6 TDI	66	05.09	08.13	PR: 1KS							
	1.6 TDI	77	05.09	08.13	PR: 1KS							
1.8 TFSI	118	01.07	08.13	PR: 1KS								

									
AUDI A3 / A3 Sportback (03-13)									
	1.8 TFSI quattro 118 1.9 TDI 77 2.0 FSI 110 2.0 TDI 100 2.0 TDI 103 2.0 TDI 120 2.0 TDI 125 2.0 TDI quattro 100 2.0 TDI quattro 103 2.0 TDI quattro 125 2.0 TFSI 147 2.0 TFSI quattro 147 3.2 quattro 184		05.08 08.13 PR: 1KS 06.03 08.13 PR: 1KS 05.03 08.13 PR: 1KS 05.03 08.13 PR: 1KS 05.03 08.13 PR: 1KS 06.06 06.08 PR: 1KS 03.06 08.13 PR: 1KS 05.03 08.13 PR: 1KS 08.04 08.13 PR: 1KS 03.06 08.13 PR: 1KS 06.04 08.13 PR: 1KS 06.04 08.13 PR: 1KS 07.03 08.13 PR: 1KS		24.0110-0356.1 410356				272 9,7 8,0 +S +B
	1.2 TSI 77 1.4 TFSI 92 1.6 75 1.6 FSI 85 1.6 TDI 66 1.6 TDI 77 1.8 TFSI 118 1.9 TDI 77 2.0 FSI 110 2.0 TDI 100 2.0 TDI 103 2.0 TDI 120 2.0 TDI 125 2.0 TFSI 147		04.10 08.13 07.07 08.13 05.03 08.13 08.03 08.13 05.09 08.13 05.09 08.13 01.07 08.13 06.03 08.13 05.03 08.13 05.03 08.13 05.03 08.13 06.06 06.08 03.06 08.13 06.04 08.13		24.0711-6231.3 360305 24.0711-6232.3 360306				Radsensor Radsensor
	1.8 TFSI quattro 118 2.0 TDI quattro 100 2.0 TDI quattro 103 2.0 TDI quattro 125 2.0 TFSI quattro 147 3.2 quattro 184 RS 3 250 S3 188 S3 195		05.08 08.13 05.03 08.13 08.04 08.13 03.06 08.13 06.04 08.13 07.03 08.13 04.11 08.13 07.08 08.13 11.06 08.13		24.0711-5271.3 360301 24.0711-5272.3 360302				Radsensor Radsensor
AUDI A3 Cabrio (08-13)									
	1.2 TSI 77 1.4 TFSI 92 1.6 75 1.6 TDI 77 1.8 TFSI 118 1.9 TDI 77 2.0 TDI 100 2.0 TDI 103 2.0 TFSI 147		03.10 08.13 PR: 1ZF 01.11 08.13 PR: 1ZF 09.08 08.13 PR: 1ZF 05.09 08.13 PR: 1ZF 04.08 08.13 PR: 1ZF 04.08 08.13 PR: 1ZF 04.08 08.13 PR: 1ZF 04.08 08.13 PR: 1ZF 04.08 08.13 PR: 1ZF		13.0460-7117.2 607117 13.0470-7117.2 LD7117				23131 19,6 +/WK VW 23131 19,6 +/WK VW
	1.2 TSI 77 1.4 TFSI 92 1.6 75 1.6 TDI 77 1.8 TFSI 118 1.9 TDI 77 2.0 TDI 100 2.0 TDI 103 2.0 TFSI 147		03.10 08.13 PR: 1LJ,1ZE 01.11 08.13 PR: 1LJ,1ZE 09.08 08.13 PR: 1LJ,1ZE 05.09 08.13 PR: 1LJ,1ZE 04.08 08.13 PR: 1LJ,1ZE 04.08 08.13 PR: 1LJ,1ZE 04.08 08.13 PR: 1LJ,1ZE 04.08 08.13 PR: 1LJ,1ZE 04.08 08.13 PR: 1LJ,1ZE		13.0460-7184.2 607184 13.0470-7184.2 LD7184				23587 20,6 +/WK ATE 23587 20,6 +/WK ATE
	1.2 TSI 77 1.4 TFSI 92 1.6 75 1.6 TDI 77 1.8 TFSI 118 1.9 TDI 77 2.0 TDI 100 2.0 TDI 103 2.0 TFSI 147		03.10 08.13 PR: 1ZF 01.11 08.13 PR: 1ZF 09.08 08.13 PR: 1ZF 05.09 08.13 PR: 1ZF 04.08 08.13 PR: 1ZF 04.08 08.13 PR: 1ZF 04.08 08.13 PR: 1ZF 04.08 08.13 PR: 1ZF		24.0122-0210.1 422210 24.0322-0210.1 522210				280 22,0 19,0 V L +S +B 280 22,0 19,0 V L +S +B PD
	1.2 TSI 77 1.4 TFSI 92 1.6 75 1.6 TDI 77 1.8 TFSI 118 1.9 TDI 77 2.0 TDI 100 2.0 TDI 103 2.0 TFSI 147		03.10 08.13 PR: 1ZE 01.11 08.13 PR: 1ZE 09.08 08.13 PR: 1ZE 05.09 08.13 PR: 1ZE 04.08 08.13 PR: 1ZE 04.08 08.13 PR: 1ZE 04.08 08.13 PR: 1ZE 04.08 08.13 PR: 1ZE		24.0125-0145.1 425145 24.0325-0145.1 525145				288 25,0 22,0 V L +S +B 288 25,0 22,0 V L +S +B PD
	1.2 TSI 77 1.4 TFSI 92 1.6 75 1.6 TDI 77 1.8 TFSI 118 1.9 TDI 77 2.0 TDI 100 2.0 TDI 103 2.0 TFSI 147		03.10 08.13 PR: 1LJ 01.11 08.13 PR: 1LJ 09.08 08.13 PR: 1LJ 05.09 08.13 PR: 1LJ 04.08 08.13 PR: 1LJ 04.08 08.13 PR: 1LJ 04.08 08.13 PR: 1LJ 04.08 08.13 PR: 1LJ		24.0125-0158.1 425158 24.0325-0158.1 525158				312 25,0 22,0 V L +S +B 312 25,0 22,0 V L +S +B PD

								
AUDI A3 Cabrio (08-13)								
	1.2 TSI	77	03.10	08.13		24.0711-5271.3	360301	Radsensor Radsensor
	1.4 TFSI	92	01.11	08.13		24.0711-5272.3	360302	
	1.6	75	09.08	08.13				
	1.6 TDI	77	05.09	08.13				
	1.8 TFSI	118	04.08	08.13				
	1.9 TDI	77	04.08	08.13				
	2.0 TDI	100	04.08	08.13				
	2.0 TDI	103	04.08	08.13				
	2.0 TFSI	147	04.08	08.13				
		1.2 TSI	77	03.10	08.13	PR: 1KD	13.0460-2820.2	
1.4 TFSI		92	01.11	08.13	PR: 1KD	13.0470-2820.2	LD2820	
1.6		75	09.08	08.13	PR: 1KD			
1.6 TDI		77	05.09	08.13	PR: 1KD			
1.8 TFSI		118	04.08	08.13	PR: 1KD			
1.9 TDI		77	04.08	08.13	PR: 1KD			
2.0 TDI		100	04.08	08.13	PR: 1KD			
2.0 TDI		103	04.08	08.13	PR: 1KD			
2.0 TFSI		147	04.08	08.13	PR: 1KD			
		1.2 TSI	77	03.10	08.13	PR: 1KZ	13.0460-2880.2	602880
	1.4 TFSI	92	01.11	08.13	PR: 1KZ	13.0470-2880.2	LD2880	
	1.6	75	09.08	08.13	PR: 1KZ	13.0460-0259.2	610259	
	1.6 TDI	77	05.09	08.13	PR: 1KZ			
	1.8 TFSI	118	04.08	08.13	PR: 1KZ			
	1.9 TDI	77	04.08	08.13	PR: 1KZ			
	2.0 TDI	100	04.08	08.13	PR: 1KZ			
	2.0 TDI	103	04.08	08.13	PR: 1KZ			
	2.0 TFSI	147	04.08	08.13	PR: 1KZ			
		1.2 TSI	77	03.10	08.13	PR: 1KS	13.0460-3858.2	603858
1.4 TFSI		92	01.11	08.13	PR: 1KS	13.0470-3858.2	LD3858	
1.6		75	09.08	08.13	PR: 1KS			
1.6 TDI		77	05.09	08.13	PR: 1KS			
1.8 TFSI		118	04.08	08.13	PR: 1KS			
1.9 TDI		77	04.08	08.13	PR: 1KS			
2.0 TDI		100	04.08	08.13	PR: 1KS			
2.0 TDI		103	04.08	08.13	PR: 1KS			
2.0 TFSI		147	04.08	08.13	PR: 1KS			
		1.2 TSI	77	03.10	08.13	PR: 1KD	24.0110-0277.1	410277
	1.4 TFSI	92	01.11	08.13	PR: 1KD	24.0310-0277.1	510277	
	1.6	75	09.08	08.13	PR: 1KD			
	1.6 TDI	77	05.09	08.13	PR: 1KD			
	1.8 TFSI	118	04.08	08.13	PR: 1KD			
	1.9 TDI	77	04.08	08.13	PR: 1KD			
	2.0 TDI	100	04.08	08.13	PR: 1KD			
	2.0 TDI	103	04.08	08.13	PR: 1KD			
	2.0 TFSI	147	04.08	08.13	PR: 1KD			
		1.2 TSI	77	03.10	08.13	PR: 1KZ	24.0112-0169.1	412169
1.4 TFSI		92	01.11	08.13	PR: 1KZ			
1.6		75	09.08	08.13	PR: 1KZ			
1.6 TDI		77	05.09	08.13	PR: 1KZ			
1.8 TFSI		118	04.08	08.13	PR: 1KZ			
1.9 TDI		77	04.08	08.13	PR: 1KZ			
2.0 TDI		100	04.08	08.13	PR: 1KZ			
2.0 TDI		103	04.08	08.13	PR: 1KZ			
2.0 TFSI		147	04.08	08.13	PR: 1KZ			
		1.2 TSI	77	03.10	08.13	PR: 1KS	24.0110-0356.1	410356
	1.4 TFSI	92	01.11	08.13	PR: 1KS			
	1.6	75	09.08	08.13	PR: 1KS			
	1.6 TDI	77	05.09	08.13	PR: 1KS			
	1.8 TFSI	118	04.08	08.13	PR: 1KS			
	1.9 TDI	77	04.08	08.13	PR: 1KS			
	2.0 TDI	100	04.08	08.13	PR: 1KS			
	2.0 TDI	103	04.08	08.13	PR: 1KS			
	2.0 TFSI	147	04.08	08.13	PR: 1KS			
		1.2 TSI	77	03.10	08.13		24.0711-6231.3	360305
1.4 TFSI		92	01.11	08.13		24.0711-6232.3	360306	
1.6		75	09.08	08.13				
1.6 TDI		77	05.09	08.13				
1.8 TFSI		118	04.08	08.13				
1.9 TDI		77	04.08	08.13				
2.0 TDI		100	04.08	08.13				
2.0 TDI		103	04.08	08.13				
2.0 TFSI		147	04.08	08.13				
AUDI A3 / A3 Sportback (12-)								
	1.2 TFSI	77	02.13		PR: 1ZA,1ZD,1ZE,1ZP	13.0460-2785.2	602785	25683 20,4 +/WK/S Warnkontakt L=172mm
	1.2 TFSI	81	05.14		PR: 1ZA,1ZD,1ZE,1ZP	24.8190-0065.2	620065	
	1.4 TFSI	90	08.12		PR: 1ZA,1ZD,1ZE,1ZP			
	1.4 TFSI	92	09.13		PR: 1ZA,1ZD,1ZE,1ZP			
	1.4 TFSI	103	10.12		PR: 1ZA,1ZD,1ZE,1ZP			
	1.4 TFSI	110	05.14		PR: 1ZA,1ZD,1ZE,1ZP			
	1.4 TFSI e-tron	110	02.14		PR: 1ZA,1ZD,1ZE,1ZP			
	1.4 TFSI g-tron	81	02.14		PR: 1ZA,1ZD,1ZE,1ZP			
	1.6 TDI	77	09.12		PR: 1ZA,1ZD,1ZE,1ZP			
	1.6 TDI	81	08.13		PR: 1ZA,1ZD,1ZE,1ZP			
1.6 TDI quattro	81	05.15		PR: 1ZA,1ZD,1ZE,1ZP				
1.8 TFSI	132	08.12		PR: 1ZA,1ZD,1ZE,1ZP				

								
AUDI A3 / A3 Sportback (12-)								
	1.8 TFSI quattro 2.0 TDI 2.0 TDI 2.0 TDI 2.0 TDI 2.0 TDI quattro 2.0 TDI quattro	132 81 100 105 110 135 110 135	08.12 01.13 05.13 08.12 08.12 12.12 10.12 12.12	PR: 1ZA,1ZD,1ZE,1ZP PR: 1ZA,1ZD,1ZE,1ZP PR: 1ZA,1ZD,1ZE,1ZP PR: 1ZA,1ZD,1ZE,1ZP PR: 1ZA,1ZD,1ZE,1ZP PR: 1ZA,1ZD,1ZE,1ZP PR: 1ZA,1ZD,1ZE,1ZP PR: 1ZA,1ZD,1ZE,1ZP	13.0460-2785.2 24.8190-0065.2	602785 620065	1	25683 20,4 +/WK/S Warnkontakt L=172mm
	S3 S3 S3	206 210 221	02.13 05.14 10.12	PR: 1LC,1LJ PR: 1LC,1LJ PR: 1LC,1LJ	13.0460-2764.2 13.0470-2764.2 24.8190-0065.2	602764 LD2764 620065	1	24738 20,0 +/WK/S 24738 20,0 +/WK/S Warnkontakt L=172mm
	1.2 TFSI 1.2 TFSI 1.4 TFSI 1.4 TFSI 1.4 TFSI 1.4 TFSI 1.4 TFSI e-tron 1.4 TFSI g-tron 1.6 TDI 1.6 TDI 1.6 TDI quattro 1.8 TFSI 1.8 TFSI quattro 2.0 TDI 2.0 TDI 2.0 TDI 2.0 TDI 2.0 TDI quattro 2.0 TDI quattro	77 81 90 92 103 110 110 81 77 81 81 132 132 81 100 105 110 135 110 135	02.13 05.14 08.12 09.13 10.12 05.14 02.14 02.14 09.12 08.13 05.15 08.12 08.12 01.13 05.13 08.12 08.12 12.12 10.12 12.12	PR: 1ZA,1ZD PR: 1ZA,1ZD PR: 1ZA,1ZD PR: 1ZA,1ZD PR: 1ZA,1ZD PR: 1ZA,1ZD PR: 1ZA,1ZD PR: 1ZA,1ZD PR: 1ZA,1ZD PR: 1ZA,1ZD PR: 1ZA,1ZD PR: 1ZA,1ZD PR: 1ZA,1ZD PR: 1ZA,1ZD PR: 1ZA,1ZD PR: 1ZA,1ZD PR: 1ZA,1ZD PR: 1ZA,1ZD PR: 1ZA,1ZD PR: 1ZA,1ZD	24.0125-0158.1 24.0325-0158.1	425158 525158		312 25,0 22,0 V L +S +B 312 25,0 22,0 V L +S +B PD
	1.2 TFSI 1.2 TFSI 1.4 TFSI 1.4 TFSI 1.4 TFSI 1.4 TFSI 1.4 TFSI e-tron 1.4 TFSI g-tron 1.6 TDI 1.6 TDI 1.6 TDI quattro 1.8 TFSI 1.8 TFSI quattro 2.0 TDI 2.0 TDI 2.0 TDI 2.0 TDI 2.0 TDI 2.0 TDI quattro 2.0 TDI quattro	77 81 90 92 103 110 110 81 77 81 81 132 132 81 100 105 110 135 110 135	02.13 05.14 08.12 09.13 10.12 05.14 02.14 02.14 09.12 08.13 05.15 08.12 08.12 01.13 05.13 08.12 08.12 12.12 10.12 12.12	PR: 1ZE,1ZP PR: 1ZE,1ZP PR: 1ZE,1ZP PR: 1ZE,1ZP PR: 1ZE,1ZP PR: 1ZE,1ZP PR: 1ZE,1ZP PR: 1ZE,1ZP PR: 1ZE,1ZP PR: 1ZE,1ZP PR: 1ZE,1ZP PR: 1ZE,1ZP PR: 1ZE,1ZP PR: 1ZE,1ZP PR: 1ZE,1ZP PR: 1ZE,1ZP PR: 1ZE,1ZP PR: 1ZE,1ZP PR: 1ZE,1ZP PR: 1ZE,1ZP	24.0125-0145.1 24.0325-0145.1	425145 525145		288 25,0 22,0 V L +S +B 288 25,0 22,0 V L +S +B PD
	S3 S3 S3	206 210 221	02.13 05.14 10.12	PR: 1LC,1LJ PR: 1LC,1LJ PR: 1LC,1LJ	24.0130-0225.1	430225		340 30,0 27,0 V L +S +B
	1.2 TFSI 1.2 TFSI 1.4 TFSI 1.4 TFSI 1.4 TFSI 1.4 TFSI 1.4 TFSI e-tron 1.4 TFSI g-tron 1.6 TDI 1.6 TDI 1.6 TDI quattro 1.8 TFSI 1.8 TFSI quattro 2.0 TDI 2.0 TDI 2.0 TDI 2.0 TDI 2.0 TDI 2.0 TDI quattro 2.0 TDI quattro RS 3 S3 S3 S3	77 81 90 92 103 110 110 81 77 81 81 132 132 81 100 105 110 135 110 135 270 206 210 221	02.13 05.14 08.12 09.13 10.12 05.14 02.14 02.14 09.12 08.13 05.15 08.12 08.12 01.13 05.13 08.12 08.12 12.12 10.12 12.12 03.15 02.13 05.14 10.12		24.0711-5273.3 24.0711-5274.3	360303 360304	 	Radsensor Radsensor
	1.2 TFSI 1.2 TFSI 1.4 TFSI 1.4 TFSI 1.4 TFSI 1.4 TFSI 1.4 TFSI e-tron 1.4 TFSI g-tron 1.6 TDI	77 81 90 92 103 110 110 81 77	02.13 05.14 08.12 09.13 10.12 05.14 02.14 02.14 09.12	PR: 1KE PR: 1KE PR: 1KE PR: 1KE PR: 1KE PR: 1KE PR: 1KE PR: 1KE PR: 1KE	24.0110-0356.1	410356	elektrische Feststellbremse ¹⁾	272 9,7 8,0 +S +B



























¹⁾ electric parking brake / fr.di stazionamento elettrico / frein à main électrique / freno de mano eléctrico



AUDI A3 / A3 Sportback (12-)

	1.6 TDI	81	08.13	PR: 1KE	24.0110-0356.1	410356		elektrische Feststellbremse ¹⁾	272 9,7 8,0 +S +B																				
	1.6 TDI quattro	81	05.15	PR: 1KE																									
	1.8 TFSI	132	08.12	PR: 1KE																									
	1.8 TFSI quattro	132	08.12	PR: 1KE																									
	2.0 TDI	81	01.13	PR: 1KE																									
	2.0 TDI	100	05.13	PR: 1KE																									
	2.0 TDI	105	08.12	PR: 1KE																									
	2.0 TDI	110	08.12	PR: 1KE																									
	2.0 TDI	135	12.12	PR: 1KE																									
	2.0 TDI quattro	110	10.12	PR: 1KE																									
	2.0 TDI quattro	135	12.12	PR: 1KE																									
	S3	206	02.13	PR: 1KE																									
	S3	210	05.14	PR: 1KE																									
S3	221	10.12	PR: 1KE																										
	1.2 TFSI	77	02.13	PR: 1KJ,1KY	24.0122-0219.1	422219		elektrische Feststellbremse ¹⁾	310 22,0 20,0 V L +B																				
	1.2 TFSI	81	05.14	PR: 1KJ,1KY																									
	1.4 TFSI	90	08.12	PR: 1KJ,1KY																									
	1.4 TFSI	92	09.13	PR: 1KJ,1KY																									
	1.4 TFSI	103	10.12	PR: 1KJ,1KY																									
	1.4 TFSI	110	05.14	PR: 1KJ,1KY																									
	1.4 TFSI e-tron	110	02.14	PR: 1KJ,1KY																									
	1.4 TFSI g-tron	81	02.14	PR: 1KJ,1KY																									
	1.6 TDI	77	09.12	PR: 1KJ,1KY																									
	1.6 TDI	81	08.13	PR: 1KJ,1KY																									
	1.6 TDI quattro	81	05.15	PR: 1KJ,1KY																									
	1.8 TFSI	132	08.12	PR: 1KJ,1KY																									
	1.8 TFSI quattro	132	08.12	PR: 1KJ,1KY																									
	2.0 TDI	81	01.13	PR: 1KJ,1KY																									
	2.0 TDI	100	05.13	PR: 1KJ,1KY																									
	2.0 TDI	105	08.12	PR: 1KJ,1KY																									
	2.0 TDI	110	08.12	PR: 1KJ,1KY																									
	2.0 TDI	135	12.12	PR: 1KJ,1KY																									
	2.0 TDI quattro	110	10.12	PR: 1KJ,1KY																									
	2.0 TDI quattro	135	12.12	PR: 1KJ,1KY																									
	RS 3	270	03.15	PR: 1KX,2EE																									
	S3	206	02.13	PR: 1KJ,1KY																									
	S3	210	05.14	PR: 1KJ,1KY																									
	S3	221	10.12	PR: 1KJ,1KY																									
		1.2 TFSI	77	02.13							24.0711-6230.3	360310	2	- Geschwindigkeitsregelanlage ²⁾	Radsensor														
		1.2 TFSI	81	05.14												24.0711-6337.3	360390	2	+ Geschwindigkeitsregelanlage ³⁾	Radsensor									
		1.4 TFSI	90	08.12																									
1.4 TFSI		92	09.13																										
1.4 TFSI		103	10.12																										
1.4 TFSI		110	05.14																										
1.4 TFSI e-tron		110	02.14																										
1.4 TFSI g-tron		81	02.14																										
1.6 TDI		77	09.12																										
1.6 TDI		81	08.13																										
1.8 TFSI		132	08.12																										
2.0 TDI		81	01.13																										
2.0 TDI		100	05.13																										
2.0 TDI		105	08.12																										
2.0 TDI		110	08.12																										
2.0 TDI		135	12.12																										
		1.2 TFSI	77	02.13		24.0711-6230.3	360310	2	- Parkassistent ⁴⁾	Radsensor																			
		1.2 TFSI	81	05.14																	24.0711-6337.3	360390	2	+ Parkassistent ⁵⁾	Radsensor				
	1.4 TFSI	90	08.12																										
	1.4 TFSI	92	09.13																										
	1.4 TFSI	103	10.12																										
	1.4 TFSI	110	05.14																										
	1.4 TFSI e-tron	110	02.14																										
	1.4 TFSI g-tron	81	02.14																										
	1.6 TDI	77	09.12																										
	1.6 TDI	81	08.13																										
	1.8 TFSI	132	08.12																										
	2.0 TDI	81	01.13																										
	2.0 TDI	100	05.13																										
	2.0 TDI	105	08.12																										
	2.0 TDI	110	08.12																										
	2.0 TDI	135	12.12																										
		1.6 TDI quattro	81	05.15							24.0711-5271.3	360301		- Geschwindigkeitsregelanlage ²⁾	Radsensor														
		1.8 TFSI quattro	132	08.12												24.0711-5272.3	360302		- Geschwindigkeitsregelanlage ²⁾	Radsensor									
2.0 TDI quattro		110	10.12		24.0711-5401.3	360330		+ Geschwindigkeitsregelanlage ³⁾	Radsensor																				
2.0 TDI quattro		135	12.12							24.0711-5402.3											360331		+ Geschwindigkeitsregelanlage ³⁾	Radsensor					
RS 3		270	03.15																										
S3		206	02.13																										
S3		210	05.14																										
S3		221	10.12																										
1.6 TDI quattro		81	05.15																						24.0711-5271.3	360301		- Parkassistent ⁴⁾	Radsensor
1.8 TFSI quattro		132	08.12																										
2.0 TDI quattro	110	10.12		24.0711-5401.3							360330		+ Parkassistent ⁵⁾	Radsensor															
2.0 TDI quattro	135	12.12													24.0711-5402.3	360331		+ Parkassistent ⁵⁾	Radsensor										
RS 3	270	03.15																											
S3	206	02.13																											
S3	210	05.14																											
S3	221	10.12																											

¹⁾ electric parking brake / fr.di stazionamento elettrico / frein à main électrique / freno de mano eléctrico
²⁾ - speed control system / - impianto variatore di velocità / - régulateur de vitesse / - sistema de regulación de velocidad
³⁾ + speed control system / + impianto variatore di velocità / + régulateur de vitesse / + sistema de regulación de velocidad
⁴⁾ - parking assistant / - assistente di parcheggio / - assistance au stationnement / - asistente de aparcamiento
⁵⁾ + parking assistant / + assistente di parcheggio / + assistance au stationnement / + asistente de aparcamiento

								
AUDI A3 Cabrio (13-)								
	1.4 TFSI	92	10.13	PR: 1ZA,1ZD,1ZE	13.0460-2785.2	602785		25683 20,4 +/WK/S LUC
	1.4 TFSI	103	10.13	PR: 1ZA,1ZD,1ZE				
	1.4 TFSI	110	05.14	PR: 1ZA,1ZD,1ZE				
	1.6 TDI	81	10.13	PR: 1ZA,1ZD,1ZE				
	1.8 TFSI	132	10.13	PR: 1ZA,1ZD,1ZE				
	1.8 TFSI quattro	132	03.14	PR: 1ZA,1ZD,1ZE				
	2.0 TDI	110	10.13	PR: 1ZA,1ZD,1ZE				
	2.0 TDI	135	05.14	PR: 1ZA,1ZD,1ZE				
	2.0 TDI quattro	110	03.14	PR: 1ZA,1ZD,1ZE				
	2.0 TDI quattro	135	05.14	PR: 1ZA,1ZD,1ZE				
S3	221	04.14	PR: 1LC,1LJ	13.0460-2764.2 13.0470-2764.2	602764 LD2764		24738 20,0 +/WK/S LUC 24738 20,0 +/WK/S LUC	
	1.4 TFSI	92	10.13	PR: 1ZE	24.0125-0145.1	425145		288 25,0 22,0 V L +S +B
	1.4 TFSI	103	10.13	PR: 1ZE	24.0325-0145.1	525145		288 25,0 22,0 V L +S +B PD
	1.4 TFSI	110	05.14	PR: 1ZE				
	1.6 TDI	81	10.13	PR: 1ZE				
	1.8 TFSI	132	10.13	PR: 1ZE				
	1.8 TFSI quattro	132	03.14	PR: 1ZE				
	2.0 TDI	110	10.13	PR: 1ZE				
	2.0 TDI	135	05.14	PR: 1ZE				
	2.0 TDI quattro	110	03.14	PR: 1ZE				
	2.0 TDI quattro	135	05.14	PR: 1ZE				
	1.4 TFSI	92	10.13	PR: 1ZA,1ZD	24.0125-0158.1	425158		312 25,0 22,0 V L +S +B
	1.4 TFSI	103	10.13	PR: 1ZA,1ZD	24.0325-0158.1	525158		312 25,0 22,0 V L +S +B PD
	1.4 TFSI	110	05.14	PR: 1ZA,1ZD				
	1.6 TDI	81	10.13	PR: 1ZA,1ZD				
	1.8 TFSI	132	10.13	PR: 1ZA,1ZD				
	1.8 TFSI quattro	132	03.14	PR: 1ZA,1ZD				
	2.0 TDI	110	10.13	PR: 1ZA,1ZD				
	2.0 TDI	135	05.14	PR: 1ZA,1ZD				
	2.0 TDI quattro	110	03.14	PR: 1ZA,1ZD				
	2.0 TDI quattro	135	05.14	PR: 1ZA,1ZD				
S3	221	04.14	PR: 1LC,1LJ	24.0130-0225.1	430225		340 30,0 27,0 V L +S +B	
	1.4 TFSI	92	10.13		24.0711-5273.3	360303		Radsensor
	1.4 TFSI	103	10.13		24.0711-5274.3	360304		Radsensor
	1.4 TFSI	110	05.14					
	1.6 TDI	81	10.13					
	1.8 TFSI	132	10.13					
	1.8 TFSI quattro	132	03.14					
	2.0 TDI	110	10.13					
	2.0 TDI	135	05.14					
	2.0 TDI quattro	110	03.14					
	2.0 TDI quattro	135	05.14					
S3	221	04.14						
	1.4 TFSI	92	10.13	PR: 1KE	24.0110-0356.1	410356		elektrische Feststellbremse ¹⁾
	1.4 TFSI	103	10.13	PR: 1KE				272 9,7 8,0 +S +B
	1.4 TFSI	110	05.14	PR: 1KE				
	1.6 TDI	81	10.13	PR: 1KE				
	1.8 TFSI	132	10.13	PR: 1KE				
	1.8 TFSI quattro	132	03.14	PR: 1KE				
	2.0 TDI	110	10.13	PR: 1KE				
	2.0 TDI	135	05.14	PR: 1KE				
	2.0 TDI quattro	110	03.14	PR: 1KE				
	2.0 TDI quattro	135	05.14	PR: 1KE				
S3	221	04.14	PR: 1KE					
	1.4 TFSI	92	10.13	PR: 1KJ,1KY	24.0122-0219.1	422219		310 22,0 20,0 V L +B
	1.4 TFSI	103	10.13	PR: 1KJ,1KY				
	1.4 TFSI	110	05.14	PR: 1KJ,1KY				
	1.6 TDI	81	10.13	PR: 1KJ,1KY				
	1.8 TFSI	132	10.13	PR: 1KJ,1KY				
	1.8 TFSI quattro	132	03.14	PR: 1KJ,1KY				
	2.0 TDI	110	10.13	PR: 1KJ,1KY				
	2.0 TDI	135	05.14	PR: 1KJ,1KY				
	2.0 TDI quattro	110	03.14	PR: 1KJ,1KY				
	2.0 TDI quattro	135	05.14	PR: 1KJ,1KY				
S3	221	04.14	PR: 1KJ,1KY					
	1.4 TFSI	92	10.13		24.0711-6230.3	360310	2  - Geschwindigkeitsregelanlage ²⁾	Radsensor
	1.4 TFSI	103	10.13		24.0711-6337.3	360390	2  + Geschwindigkeitsregelanlage ³⁾	Radsensor
	1.4 TFSI	110	05.14					
	1.6 TDI	81	10.13					
	1.8 TFSI	132	10.13					
	2.0 TDI	110	10.13					
	2.0 TDI	135	05.14					
	1.4 TFSI	92	10.13		24.0711-6230.3	360310	2  - Parkassistent ⁴⁾	Radsensor
	1.4 TFSI	103	10.13		24.0711-6337.3	360390	2  + Parkassistent ⁵⁾	Radsensor
	1.4 TFSI	110	05.14					
1.6 TDI	81	10.13						
1.8 TFSI	132	10.13						
2.0 TDI	110	10.13						
2.0 TDI	135	05.14						
1.8 TFSI quattro	132	03.14		24.0711-5401.3	360330	 + Parkassistent ⁵⁾	Radsensor	
2.0 TDI quattro	110	03.14		24.0711-5402.3	360331	 + Parkassistent ⁵⁾	Radsensor	
2.0 TDI quattro	135	05.14		24.0711-5271.3	360301	 - Parkassistent ⁴⁾	Radsensor	
S3	221	04.14		24.0711-5272.3	360302	 - Parkassistent ⁴⁾	Radsensor	

¹⁾ electric parking brake / fr.di stazionamento elettrico / frein à main électrique / freno de mano eléctrico

²⁾ - speed control system / - impianto variatore di velocità / - régulateur de vitesse / - sistema de regulación de velocidad

³⁾ + speed control system / + impianto variatore di velocità / + régulateur de vitesse / + sistema de regulación de velocidad

⁴⁾ - parking assistant / - assistente di parcheggio / - assistance au stationnement / - asistente de aparcamiento

⁵⁾ + parking assistant / + assistente di parcheggio / + assistance au stationnement / + asistente de aparcamiento



AUDI A3 Cabrio (13-)										
	1.8 TFSI quattro	132		03.14		24.0711-5401.3	360330		+ Geschwindigkeitsregelanlage 1)	Radsensor
	2.0 TDI quattro	110		03.14		24.0711-5402.3	360331		+ Geschwindigkeitsregelanlage 1)	Radsensor
	2.0 TDI quattro	135		05.14		24.0711-5271.3	360301		- Geschwindigkeitsregelanlage 2)	Radsensor
	S3	221		04.14		24.0711-5272.3	360302		- Geschwindigkeitsregelanlage 2)	Radsensor

AUDI A4 (B5) (95-01)

	1.6		8D-V-169695	11.94		13.0460-2934.2	602934			20669 19,0 /S	LUC
	1.9 TDI	55	8D-V-169695	03.96		13.0460-2822.2	602822			21945 19,6 /S	LUC
	1.9 TDI	66	8D-V-169695	01.95							
	1.6		8D-V-054061	11.94		13.0460-7077.2	607077			21624 20,3 +	ATE
	1.9 TDI	55	8D-V-054061	03.96							
	1.9 TDI	66	8D-V-054061	01.95							
	1.8	85	8D-V-054061	07.95	+ (vnc) / + GUS-Staaten 3)	13.0460-7110.2	607110			23018 20,3 +/WK	ATE
	1.8	92	8D-V-054061	11.94		13.0470-7110.2	LD7110			23018 20,3 +/WK	ATE
	1.8	95	8D-V-054061	01.95		13.0460-7077.2	607077			21624 20,3 +	ATE
	1.8 T			05.95	04.01						
	1.9 TDI	81		02.96	04.01						
	1.9 TDI	85		03.00	04.01						
	2.4			07.95	07.97	+ (T)					
	2.4	121		08.97	04.01						
	2.5 TDI			08.97	04.01						
	2.6			11.94	04.01						
	2.8	128		11.94	07.97						
	2.8	142		03.96	04.01						
	1.8 quattro	85	8D-V-054061	11.94	+ GUS-Staaten 4)	13.0460-7077.2	607077			21624 20,3 +	ATE
	1.8 quattro	92	8D-V-054061	02.95							
	1.8 T quattro	110		02.95	01.99						
	1.8 T quattro	132		08.97	01.99						
	1.9 TDI quattro	81		07.96	01.99						
	2.4 quattro			08.97	01.99						
	2.5 TDI quattro			11.97	01.99						
	2.6 quattro			11.94	01.99						
	2.8 quattro	128		11.94	07.96						
	2.8 quattro	142		06.96	01.99						
	1.8 T quattro	110		02.99	04.01	13.0460-7110.2	607110			23018 20,3 +/WK	ATE
	1.8 T quattro	132		02.99	04.01	13.0470-7110.2	LD7110			23018 20,3 +/WK	ATE
	1.9 TDI quattro	81		02.99	04.01						
	1.9 TDI quattro	85		03.00	04.01						
	2.4 quattro			02.99	04.01						
	2.5 TDI quattro			02.99	04.01						
	2.6 quattro			02.99	04.01						
	2.8 quattro	142		02.99	04.01						
	1.6		8D-V-054062	04.01		13.0460-2837.2	602837			21945 19,6 +/WK/S	LUC
	1.6		8D-V-169696	04.01		13.0470-2837.2	LD2837			21945 19,6 +/WK/S	LUC
	1.8	85	8D-V-054062	04.01	+ (vnc) / + GUS-Staaten 3)	13.0460-2822.2	602822			21945 19,6 /S	LUC
	1.8	92	8D-V-054062	04.01							
	1.8	95	8D-V-054062	04.01							
	1.8 quattro	85	8D-V-054062	04.01	+ GUS-Staaten 4)						
	1.8 quattro	92	8D-V-054062	04.01							
	1.9 TDI	55	8D-V-054062	04.01							
	1.9 TDI	55	8D-V-169696	04.01							
	1.9 TDI	66	8D-V-054062	04.01							
	1.9 TDI	66	8D-V-169696	04.01							
	S4		8D-X-199 999	10.97		13.0460-2705.2	602705			21454 17,0 +/-S	LUC
	S4		8D-X-200 001	04.01		13.0460-2875.2	602875			23280 17,5 +/WK	LUC
	RS 4			06.00	04.01	13.0460-7183.2	607183			21484 20,5 +/WE	ATE
	1.6		8D-V-169695	11.94		24.0113-0181.1	413181			280 13,0 11,0 L +B	
	1.9 TDI	55	8D-V-169695	03.96		24.0313-0181.1	513181			280 13,0 11,0 L +B PD	
	1.9 TDI	66	8D-V-169695	01.95							
	1.6		8D-V-054061	11.94		24.0115-0105.1	415105			288 15,0 13,0 L +B	
	1.8	85	8D-V-054061	07.95	+ (vnc) / + GUS-Staaten 3)	24.0315-0105.1	515105			288 15,0 13,0 L +B PD	
	1.8	92	8D-V-054061	11.94							
	1.8	95	8D-V-054061	01.95							
	1.8 quattro	85	8D-V-054061	07.95	+ GUS-Staaten 4)						
	1.8 quattro	92	8D-V-054061	11.94							
	1.6		8D-V-054062	04.01		24.0122-0152.1	422152			280 22,0 20,0 V L +B	
	1.6		8D-V-169696	04.01		24.0322-0152.1	522152			280 22,0 20,0 V L +B PD	
	1.8	85	8D-V-054062	04.01	+ (vnc) / + GUS-Staaten 3)						
	1.8	92	8D-V-054062	04.01							
	1.8	95	8D-V-054062	04.01							
	1.8 quattro	85	8D-V-054062	04.01	+ GUS-Staaten 4)						
	1.8 quattro	92	8D-V-054062	04.01							
	1.9 TDI	55	8D-V-054062	04.01							
	1.9 TDI	55	8D-V-169696	04.01							
	1.9 TDI	66	8D-V-054062	04.01							
	1.9 TDI	66	8D-V-169696	04.01							
	1.8 T			05.95	04.01	24.0125-0105.1	425105			288 25,0 23,0 V L +B	
	1.8 T quattro	110		02.95	04.01	24.0325-0105.1	525105			288 25,0 23,0 V L +B PD	
	1.8 T quattro	132		08.97	04.01						
	1.9 TDI	81		02.96	04.01						
	1.9 TDI	85		03.00	04.01						
	1.9 TDI quattro	81		07.96	04.01						
	1.9 TDI quattro	85		03.00	04.01						
	2.4			07.95	07.97	+ (T)					
	2.4	121		08.97	04.01						

1) + speed control system / + impianto variatore di velocità / + régulateur de vitesse / + sistema de regulación de velocidad
 2) - speed control system / - impianto variatore di velocità / - régulateur de vitesse / - sistema de regulación de velocidad
 3) + (vnc) / + GUS States / + (vnc) / + Stati del GUS / + (vnc) / + Etats de la CEI / + (vnc) / + estados del GUS
 4) + GUS States / + Stati del GUS / + Etats de la CEI / + estados del GUS

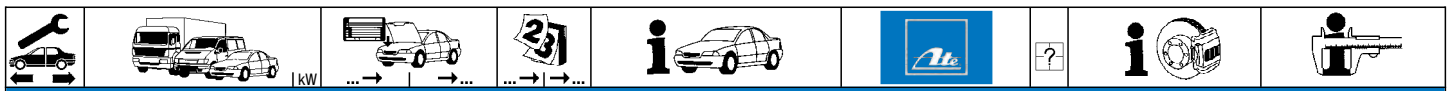




AUDI A4 (B5) (95-01)

	2.4 quattro			08.97	04.01		24.0125-0105.1	425105				288 25,0 23,0 V L +B
	2.5 TDI			08.97	04.01		24.0325-0105.1	525105				288 25,0 23,0 V L +B PD
	2.5 TDI quattro			11.97	04.01							
	2.6			11.94	04.01							
	2.6 quattro			11.94	04.01							
	2.8	128		11.94	07.97							
	2.8	142		03.96	04.01							
	2.8 quattro	128		11.94	07.96							
	2.8 quattro	142		09.96	04.01							
	S4			10.97	04.01		24.0130-0113.1	430113				320 30,0 28,0 V L +B
							24.0330-0113.1	530113				320 30,0 28,0 V L +B PD
	1.6			11.94	04.01		24.0710-5014.3	360369	2			Radsensor
	1.8			11.94	04.01							
	1.8 quattro	85		11.94	04.01							
	1.8 quattro	92		11.94	04.01							
	1.8 T			05.95	04.01							
	1.8 T quattro	110		02.95	04.01							
	1.8 T quattro	132		08.97	04.01							
	1.9 TDI	55		03.96	04.01							
	1.9 TDI	66		01.95	04.01							
	1.9 TDI	81		02.96	04.01							
	1.9 TDI	85		03.00	04.01							
	1.9 TDI quattro	81		07.96	04.01							
	1.9 TDI quattro	85		03.00	04.01							
	2.4			07.95	04.01	+						
	2.4	121		08.97	04.01							
	2.4 quattro			08.97	04.01							
	2.5 TDI			08.97	04.01							
	2.5 TDI quattro			11.97	04.01							
	2.6			11.94	04.01							
	2.6 quattro			11.94	04.01							
	2.8	128		11.94	07.97							
	2.8	142		03.96	04.01							
	2.8 quattro	128		11.94	07.96							
	2.8 quattro	142		09.96	04.01							
	S4			10.97	04.01							
	1.6		8D-V-160000	11.94			13.0460-3602.2	603602				21144 15,8 /S
	1.8		8D-V-160000	11.94								LUC
	1.8 quattro	85		11.94	04.01							
	1.8 quattro	92		11.94	04.01							
	1.8 T		8D-V-160000	05.95								
	1.8 T quattro	110		02.95	04.01							
	1.8 T quattro	132		08.97	04.01							
	1.9 TDI	55	8D-V-160000	03.96								
	1.9 TDI	66	8D-V-160000	01.95								
	1.9 TDI	81	8D-V-160000	02.96								
	1.9 TDI	85	8D-V-160000	03.00								
	1.9 TDI quattro	81		07.96	04.01							
	1.9 TDI quattro	85		03.00	04.01							
	2.4		8D-V-160000	07.95		+						
	2.4 quattro			08.97	04.01							
	2.5 TDI		8D-V-160000	08.97								
	2.5 TDI quattro			11.97	04.01							
	2.6		8D-V-160000	11.94								
	2.6 quattro			11.94	04.01							
	2.8	128	8D-V-160000	11.94								
	2.8	142	8D-V-160000	03.96								
	2.8 quattro	128		11.94	07.96							
	2.8 quattro	142		09.96	04.01							
	1.6		8D-V-160001		04.01		13.0460-2820.2	602820				20961 17,6 /S
	1.8		8D-V-160001		04.01		13.0470-2820.2	LD2820				LUC
	1.8 T		8D-V-160001		04.01		13.0460-0072.2	610072				LUC
	1.9 TDI	55	8D-V-160001		04.01							Belagsatz-Zubehör
	1.9 TDI	66	8D-V-160001		04.01							
	1.9 TDI	81	8D-V-160001		04.01							
	1.9 TDI	85		03.00	04.01							
	2.4		8D-V-160001		07.97	+						
	2.4	121		08.97	04.01							
	2.5 TDI			08.97	04.01							
	2.6		8D-V-160001		04.01							
	2.8	128	8D-V-160001		07.97							
	2.8	142	8D-V-160001		04.01							
	S4			10.97	04.01							
	1.6			11.94	04.01		24.0110-0210.1	410210				245 10,0 8,0 +B
	1.8			11.94	04.01							
	1.8 T			05.95	04.01							
	1.9 TDI	55		03.96	04.01							
	1.9 TDI	66		01.95	04.01							
	1.9 TDI	81		02.96	04.01							
	1.9 TDI	85		03.00	04.01							
	2.4			07.95	07.97	+						
	2.4	121		08.97	04.01							
	2.5 TDI			08.97	04.01							
	2.6			11.94	04.01							
	2.8	128		11.94	07.97							
	2.8	142		03.96	04.01							





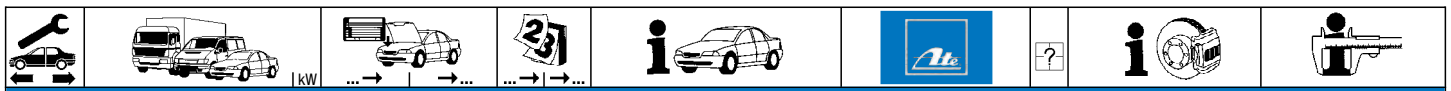
AUDI A4 (B5) (95-01)

	1.8 quattro	85	11.94	04.01		24.0110-0224.1	410224		245 10,0 8,0 +B
	1.8 quattro	92	11.94	04.01		24.0310-0224.1	510224		245 10,0 8,0 +B PD
	1.8 T quattro	110	02.95	04.01					
	1.8 T quattro	132	08.97	04.01					
	1.9 TDI quattro	81	07.96	04.01					
	1.9 TDI quattro	85	03.00	04.01					
	2.4 quattro		08.97	04.01					
	2.5 TDI quattro		11.97	04.01					
	2.6 quattro		11.94	04.01					
	2.8 quattro	128	11.94	07.96					
	2.8 quattro	142	06.96	04.01					
	S4		10.97	04.01		24.0122-0221.1	422221		256 22,0 20,0 V L +B

AUDI A4 (B6/B7) (01-08)

	1.6	75	12.00	11.08	PR: 1LZ	13.0460-2837.2	602837		21945 19,6 +/WK/S	LUC
	1.8 T	110	12.00	11.08	PR: 1LZ	13.0470-2837.2	LD2837		21945 19,6 +/WK/S	LUC
	1.8 T	120	07.02	11.08	PR: 1LZ					
	1.8 T	125	07.01	11.08	PR: 1LZ					
	1.8 T	140	11.02	11.08	PR: 1LZ					
	1.8 T quattro	110	12.00	11.08	PR: 1LZ					
	1.8 T quattro	120	07.02	11.08	PR: 1LZ					
	1.8 T quattro	125	07.01	11.08	PR: 1LZ					
	1.8 T quattro	140	11.02	11.08	PR: 1LZ					
	1.9 TDI	74	04.01	11.08	PR: 1LZ					
	1.9 TDI	85	06.04	11.08	PR: 1LZ					
	1.9 TDI	96	12.00	11.08	PR: 1LZ					
	1.9 TDI quattro		12.00	11.08	PR: 1LZ					
	2.0	96	12.00	11.08	PR: 1LZ					
	2.0 FSI	110	07.02	11.08	PR: 1LZ					
	2.0 TDI	100	11.04	11.08	PR: 1LZ					
	2.0 TDI	103	11.04	11.08	PR: 1LZ					
	2.0 TDI	125	06.06	11.08	PR: 1LZ					
	2.0 TDI quattro	103	01.06	11.08	PR: 1LZ					
	2.0 TDI quattro	125	06.06	11.08	PR: 1LZ					
	2.0 TFSI	147	11.04	11.08	PR: 1LZ					
	2.0 TFSI	162	06.05	11.08	PR: 1LZ					
	2.0 TFSI quattro	147	11.04	11.08	PR: 1LZ					
	2.0 TFSI quattro	162	06.05	11.08	PR: 1LZ					
	2.4		09.01	11.08	PR: 1LZ					
	2.5 TDI		12.00	11.08	PR: 1LZ					
	2.5 TDI quattro		12.00	11.08	PR: 1LZ					
	2.7 TDI	120	11.05	11.08	PR: 1LZ					
	2.7 TDI	132	01.06	11.08	PR: 1LZ					
	3.0		12.00	11.08	PR: 1LZ					
	3.0 quattro		12.00	11.08	PR: 1LZ					
	3.0 TDI quattro	150	11.04	11.08	PR: 1LZ					
	3.0 TDI quattro	171	01.06	11.08	PR: 1LZ					
	3.2 FSI	188	01.05	11.08	PR: 1LZ					
	3.2 FSI quattro	188	01.05	11.08	PR: 1LZ					
	1.6	75	12.00	11.08	PR: 1LB,1LE,1LF,1LT	13.0460-7110.2	607110		23018 20,3 +/WK	ATE
	1.8 T	110	12.00	11.08	PR: 1LB,1LE,1LF,1LT	13.0470-7110.2	LD7110		23018 20,3 +/WK	ATE
	1.8 T	120	07.02	11.08	PR: 1LB,1LE,1LF,1LT					
	1.8 T	125	07.01	11.08	PR: 1LB,1LE,1LF,1LT					
	1.8 T	140	11.02	11.08	PR: 1LB,1LE,1LF,1LT					
	1.8 T quattro	110	12.00	11.08	PR: 1LB,1LE,1LF,1LT					
	1.8 T quattro	120	07.02	11.08	PR: 1LB,1LE,1LF,1LT					
	1.8 T quattro	125	07.01	11.08	PR: 1LB,1LE,1LF,1LT					
	1.8 T quattro	140	11.02	11.08	PR: 1LB,1LE,1LF,1LT					
	1.9 TDI	74	04.01	11.08	PR: 1LB,1LE,1LF,1LT					
	1.9 TDI	85	06.04	11.08	PR: 1LB,1LE,1LF,1LT					
	1.9 TDI	96	12.00	11.08	PR: 1LB,1LE,1LF,1LT					
	1.9 TDI quattro		12.00	11.08	PR: 1LB,1LE,1LF,1LT					
	2.0	96	12.00	11.08	PR: 1LB,1LE,1LF,1LT					
	2.0 FSI	110	07.02	11.08	PR: 1LB,1LE,1LF,1LT					
	2.0 TDI	100	11.04	11.08	PR: 1LB,1LE,1LF,1LT					
	2.0 TDI	103	11.04	11.08	PR: 1LB,1LE,1LF,1LT					
	2.0 TDI	125	06.06	11.08	PR: 1LB,1LE,1LF,1LT					
	2.0 TDI quattro	103	01.06	11.08	PR: 1LB,1LE,1LF,1LT					
	2.0 TDI quattro	125	06.06	11.08	PR: 1LB,1LE,1LF,1LT					
	2.0 TFSI	147	11.04	11.08	PR: 1LB,1LE,1LF,1LT					
	2.0 TFSI	162	06.05	11.08	PR: 1LB,1LE,1LF,1LT					
	2.0 TFSI quattro	147	11.04	11.08	PR: 1LB,1LE,1LF,1LT					
	2.0 TFSI quattro	162	06.05	11.08	PR: 1LB,1LE,1LF,1LT					
	2.4		09.01	11.08	PR: 1LB,1LE,1LF,1LT					
	2.5 TDI		12.00	11.08	PR: 1LB,1LE,1LF,1LT					
	2.5 TDI quattro		12.00	11.08	PR: 1LB,1LE,1LF,1LT					
	2.7 TDI	120	11.05	11.08	PR: 1LB,1LE,1LF,1LT					
	2.7 TDI	132	01.06	11.08	PR: 1LB,1LE,1LF,1LT					
	3.0		12.00	11.08	PR: 1LB,1LE,1LF,1LT					
	3.0 quattro		12.00	11.08	PR: 1LB,1LE,1LF,1LT					
	3.0 TDI quattro	150	11.04	11.08	PR: 1LB,1LE,1LF,1LT					
	3.0 TDI quattro	171	01.06	11.08	PR: 1LB,1LE,1LF,1LT					
	3.2 FSI	188	01.05	11.08	PR: 1LB,1LE,1LF,1LT					
	3.2 FSI quattro	188	01.05	11.08	PR: 1LB,1LE,1LF,1LT					
	1.6	75	12.00	11.08	PR: 1LA,1LC	13.0460-7201.2	607201		23763 20,3 +/WK	ATE
	1.8 T	110	12.00	11.08	PR: 1LA,1LC	13.0470-7201.2	LD7201		23763 20,3 +/WK	ATE
	1.8 T	120	07.02	11.08	PR: 1LA,1LC					

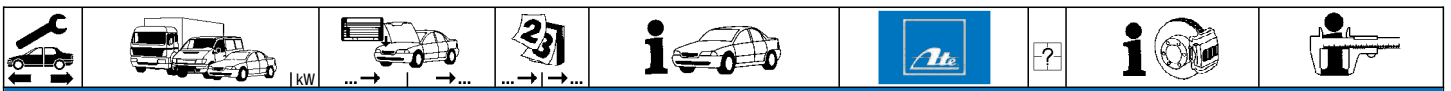




AUDI A4 (B6/B7) (01-08)

	1.8 T 125		07.01	11.08	PR: 1LA,1LC	13.0460-7201.2	607201		23763 20,3 +WK	ATE
	1.8 T 140		11.02	11.08	PR: 1LA,1LC	13.0470-7201.2	LD7201		23763 20,3 +WK	ATE
	1.8 T quattro 110		12.00	11.08	PR: 1LA,1LC					
	1.8 T quattro 120		07.02	11.08	PR: 1LA,1LC					
	1.8 T quattro 125		07.01	11.08	PR: 1LA,1LC					
	1.8 T quattro 140		11.02	11.08	PR: 1LA,1LC					
	1.9 TDI 74		04.01	11.08	PR: 1LA,1LC					
	1.9 TDI 85		06.04	11.08	PR: 1LA,1LC					
	1.9 TDI 96		12.00	11.08	PR: 1LA,1LC					
	1.9 TDI quattro		12.00	11.08	PR: 1LA,1LC					
	2.0 96		12.00	11.08	PR: 1LA,1LC					
	2.0 FSI 110		07.02	11.08	PR: 1LA,1LC					
	2.0 TDI 100		11.04	11.08	PR: 1LA,1LC					
	2.0 TDI 103		11.04	11.08	PR: 1LA,1LC					
	2.0 TDI 125		06.06	11.08	PR: 1LA,1LC					
	2.0 TDI quattro 103		01.06	11.08	PR: 1LA,1LC					
	2.0 TDI quattro 125		06.06	11.08	PR: 1LA,1LC					
	2.0 TFSI 147		11.04	11.08	PR: 1LA,1LC					
	2.0 TFSI 162		06.05	11.08	PR: 1LA,1LC					
	2.0 TFSI quattro 147		11.04	11.08	PR: 1LA,1LC					
	2.0 TFSI quattro 162		06.05	11.08	PR: 1LA,1LC					
	2.4		09.01	11.08	PR: 1LA,1LC					
	2.5 TDI 120		12.00	11.08	PR: 1LA,1LC					
	2.5 TDI quattro 132		12.00	11.08	PR: 1LA,1LC					
	2.7 TDI 132		11.05	11.08	PR: 1LA,1LC					
	2.7 TDI 132		01.06	11.08	PR: 1LA,1LC					
	3.0 120		12.00	11.08	PR: 1LA,1LC					
	3.0 quattro 150		12.00	11.08	PR: 1LA,1LC					
	3.0 TDI quattro 171		11.04	11.08	PR: 1LA,1LC					
	3.0 TDI quattro 171		01.06	11.08	PR: 1LA,1LC					
	3.2 FSI 188		01.05	11.08	PR: 1LA,1LC					
	3.2 FSI quattro 188		01.05	11.08	PR: 1LA,1LC					
	S4 253		03.03	11.08	PR: 1LJ	13.0460-7201.2	607201		23763 20,3 +WK	ATE
	1.6 75		12.00	11.08	PR: 1LZ	24.0122-0152.1	422152		280 22,0 20,0 V L +B	
	1.8 T 110		12.00	11.08	PR: 1LZ	24.0322-0152.1	522152		280 22,0 20,0 V L +B PD	
	1.8 T 120		07.02	11.08	PR: 1LZ					
	1.8 T 125		07.01	11.08	PR: 1LZ					
	1.8 T 140		11.02	11.08	PR: 1LZ					
	1.8 T quattro 110		12.00	11.08	PR: 1LZ					
	1.8 T quattro 120		07.02	11.08	PR: 1LZ					
	1.8 T quattro 125		07.01	11.08	PR: 1LZ					
	1.8 T quattro 140		11.02	11.08	PR: 1LZ					
	1.9 TDI 74		04.01	11.08	PR: 1LZ					
	1.9 TDI 85		06.04	11.08	PR: 1LZ					
	1.9 TDI 96		12.00	11.08	PR: 1LZ					
	1.9 TDI quattro		12.00	11.08	PR: 1LZ					
	2.0 96		12.00	11.08	PR: 1LZ					
	2.0 FSI 110		07.02	11.08	PR: 1LZ					
	2.0 TDI 100		11.04	11.08	PR: 1LZ					
	2.0 TDI 103		11.04	11.08	PR: 1LZ					
	2.0 TDI 125		06.06	11.08	PR: 1LZ					
	2.0 TDI quattro 103		01.06	11.08	PR: 1LZ					
	2.0 TDI quattro 125		06.06	11.08	PR: 1LZ					
	2.0 TFSI 147		11.04	11.08	PR: 1LZ					
	2.0 TFSI 162		06.05	11.08	PR: 1LZ					
	2.0 TFSI quattro 147		11.04	11.08	PR: 1LZ					
	2.0 TFSI quattro 162		06.05	11.08	PR: 1LZ					
	2.4		09.01	11.08	PR: 1LZ					
	2.5 TDI 120		12.00	11.08	PR: 1LZ					
	2.5 TDI quattro 132		12.00	11.08	PR: 1LZ					
	2.7 TDI 132		11.05	11.08	PR: 1LZ					
	2.7 TDI 132		01.06	11.08	PR: 1LZ					
	3.0 120		12.00	11.08	PR: 1LZ					
	3.0 quattro 150		12.00	11.08	PR: 1LZ					
	3.0 TDI quattro 171		11.04	11.08	PR: 1LZ					
	3.0 TDI quattro 171		01.06	11.08	PR: 1LZ					
	3.2 FSI 188		01.05	11.08	PR: 1LZ					
	3.2 FSI quattro 188		01.05	11.08	PR: 1LZ					
	1.6 75		12.00	11.08	PR: 1LB,1LE	24.0125-0105.1	425105		288 25,0 23,0 V L +B	
	1.8 T 110		12.00	11.08	PR: 1LB,1LE	24.0325-0105.1	525105		288 25,0 23,0 V L +B PD	
	1.8 T 120		07.02	11.08	PR: 1LB,1LE					
	1.8 T 125		07.01	11.08	PR: 1LB,1LE					
	1.8 T 140		11.02	11.08	PR: 1LB,1LE					
	1.8 T quattro 110		12.00	11.08	PR: 1LB,1LE					
	1.8 T quattro 120		07.02	11.08	PR: 1LB,1LE					
	1.8 T quattro 125		07.01	11.08	PR: 1LB,1LE					
	1.8 T quattro 140		11.02	11.08	PR: 1LB,1LE					
	1.9 TDI 74		04.01	11.08	PR: 1LB,1LE					
	1.9 TDI 85		06.04	11.08	PR: 1LB,1LE					
	1.9 TDI 96		12.00	11.08	PR: 1LB,1LE					
	1.9 TDI quattro		12.00	11.08	PR: 1LB,1LE					
	2.0 96		12.00	11.08	PR: 1LB,1LE					
	2.0 FSI 110		07.02	11.08	PR: 1LB,1LE					
	2.0 TDI 100		11.04	11.08	PR: 1LB,1LE					
	2.0 TDI 103		11.04	11.08	PR: 1LB,1LE					
	2.0 TDI 125		06.06	11.08	PR: 1LB,1LE					
	2.0 TDI quattro 103		01.06	11.08	PR: 1LB,1LE					

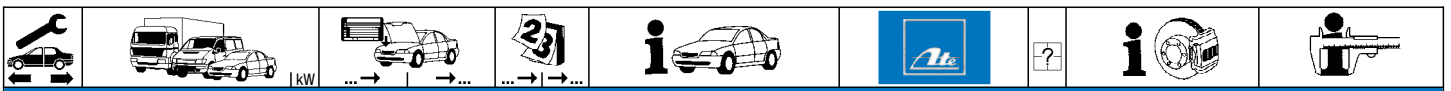




AUDI A4 (B6/B7) (01-08)

	2.0 TDI quattro	125	06.06	11.08	PR: 1LB,1LE	24.0125-0105.1	425105		288 25,0 23,0 V L +B
	2.0 TFSI	147	11.04	11.08	PR: 1LB,1LE				
	2.0 TFSI quattro	147	11.04	11.08	PR: 1LB,1LE				
	2.4		09.01	11.08	PR: 1LB,1LE				
	2.5 TDI		12.00	11.08	PR: 1LB,1LE				
	2.5 TDI quattro		12.00	11.08	PR: 1LB,1LE				
	2.7 TDI	120	11.05	11.08	PR: 1LB,1LE				
	2.7 TDI	132	01.06	11.08	PR: 1LB,1LE				
2.0 TFSI	162	06.05	11.08	PR: 1LB,1LE	24.0125-0105.1	425105		288 25,0 23,0 V L +B	
2.0 TFSI quattro	162	06.05	11.08	PR: 1LB,1LE					
3.0		12.00	11.08	PR: 1LB,1LE					
3.0 quattro		12.00	11.08	PR: 1LB,1LE					
3.0 TDI quattro	150	11.04	11.08	PR: 1LB,1LE					
3.0 TDI quattro	171	01.06	11.08	PR: 1LB,1LE					
3.2 FSI	188	01.05	11.08	PR: 1LB,1LE					
3.2 FSI quattro	188	01.05	11.08	PR: 1LB,1LE					
1.6	75	12.00	11.08	PR: 1LF,1LT	24.0125-0137.1	425137		312 25,0 23,0 V L +B	
1.8 T	110	12.00	11.08	PR: 1LF,1LT					
1.8 T	120	07.02	11.08	PR: 1LF,1LT					
1.8 T	125	07.01	11.08	PR: 1LF,1LT					
1.8 T quattro	110	12.00	11.08	PR: 1LF,1LT					
1.8 T quattro	120	07.02	11.08	PR: 1LF,1LT					
1.8 T quattro	125	07.01	11.08	PR: 1LF,1LT					
1.9 TDI	74	04.01	11.08	PR: 1LF,1LT					
1.9 TDI	85	06.04	11.08	PR: 1LF,1LT					
1.9 TDI	96	12.00	11.08	PR: 1LF,1LT	24.0325-0137.1	525137		312 25,0 23,0 V L +B PD	
1.9 TDI quattro	96	12.00	11.08	PR: 1LF,1LT					
2.0	96	12.00	11.08	PR: 1LF,1LT					
2.0 FSI	110	07.02	11.08	PR: 1LF,1LT					
2.0 TDI	100	11.04	11.08	PR: 1LF,1LT					
2.0 TDI	103	11.04	11.08	PR: 1LF,1LT					
2.0 TDI	125	06.06	11.08	PR: 1LF,1LT					
2.0 TDI quattro	103	01.06	11.08	PR: 1LF,1LT					
2.0 TDI quattro	125	06.06	11.08	PR: 1LF,1LT					
2.4		09.01	11.08	PR: 1LF,1LT	24.0125-0137.1	425137		312 25,0 23,0 V L +B	
2.5 TDI		12.00	11.08	PR: 1LF,1LT					
2.5 TDI quattro		12.00	11.08	PR: 1LF,1LT					
2.7 TDI	120	11.05	11.08	PR: 1LF,1LT					
1.8 T	140	11.02	11.08	PR: 1LF,1LT					
1.8 T quattro	140	11.02	11.08	PR: 1LF,1LT					
2.0 TFSI	147	11.04	11.08	PR: 1LF,1LT					
2.0 TFSI	162	06.05	11.08	PR: 1LF,1LT					
2.0 TFSI quattro	147	11.04	11.08	PR: 1LF,1LT					
2.0 TFSI quattro	162	06.05	11.08	PR: 1LF,1LT	24.0325-0137.1	525137		312 25,0 23,0 V L +B PD	
2.7 TDI	132	01.06	11.08	PR: 1LF,1LT					
3.0		12.00	11.08	PR: 1LF,1LT					
3.0 quattro		12.00	11.08	PR: 1LF,1LT					
3.0 TDI quattro	150	11.04	11.08	PR: 1LF,1LT					
3.0 TDI quattro	171	01.06	11.08	PR: 1LF,1LT					
3.2 FSI	188	01.05	11.08	PR: 1LF,1LT					
3.2 FSI quattro	188	01.05	11.08	PR: 1LF,1LT					
1.6	75	12.00	11.08	PR: 1LA	24.0130-0113.1	430113		320 30,0 28,0 V L +B	
1.8 T	110	12.00	11.08	PR: 1LA					
1.8 T	120	07.02	11.08	PR: 1LA					
1.8 T	125	07.01	11.08	PR: 1LA					
1.8 T	140	11.02	11.08	PR: 1LA					
1.8 T quattro	110	12.00	11.08	PR: 1LA					
1.8 T quattro	120	07.02	11.08	PR: 1LA					
1.8 T quattro	125	07.01	11.08	PR: 1LA					
1.8 T quattro	140	11.02	11.08	PR: 1LA					
1.9 TDI	74	04.01	11.08	PR: 1LA	24.0330-0113.1	530113		320 30,0 28,0 V L +B PD	
1.9 TDI	85	06.04	11.08	PR: 1LA					
1.9 TDI	96	12.00	11.08	PR: 1LA					
1.9 TDI quattro	96	12.00	11.08	PR: 1LA					
2.0	96	12.00	11.08	PR: 1LA					
2.0 FSI	110	07.02	11.08	PR: 1LA					
2.0 TDI	100	11.04	11.08	PR: 1LA					
2.0 TDI	103	11.04	11.08	PR: 1LA					
2.0 TDI	125	06.06	11.08	PR: 1LA					
2.0 TDI quattro	103	01.06	11.08	PR: 1LA	24.0130-0113.1	430113		320 30,0 28,0 V L +B	
2.0 TDI quattro	125	06.06	11.08	PR: 1LA					
2.0 TFSI	147	11.04	11.08	PR: 1LA					
2.0 TFSI	162	06.05	11.08	PR: 1LA					
2.0 TFSI quattro	147	11.04	11.08	PR: 1LA					
2.0 TFSI quattro	162	06.05	11.08	PR: 1LA					
2.4		09.01	11.08	PR: 1LA					
2.5 TDI		12.00	11.08	PR: 1LA					
2.5 TDI quattro		12.00	11.08	PR: 1LA					
2.7 TDI	120	11.05	11.08	PR: 1LA	24.0130-0185.1	430185		320 30,0 28,0 V L +B	
2.7 TDI	132	01.06	11.08	PR: 1LA					
3.0		12.00	11.08	PR: 1LA					
3.0 quattro		12.00	11.08	PR: 1LA					
3.0 TDI quattro	150	11.04	11.08	PR: 1LA					
3.0 TDI quattro	171	01.06	11.08	PR: 1LA					
3.2 FSI	188	01.05	11.08	PR: 1LA					
3.2 FSI quattro	188	01.05	11.08	PR: 1LA					
1.6	75	12.00	11.08	PR: 1LC	24.0130-0185.1	430185		320 30,0 28,0 V L +B	

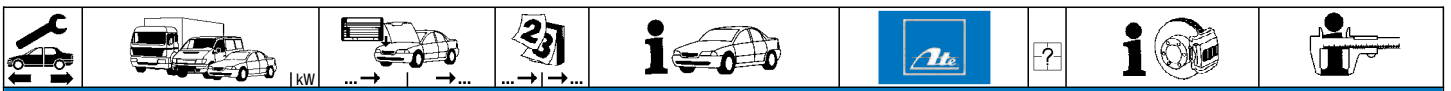




AUDI A4 (B6/B7) (01-08)

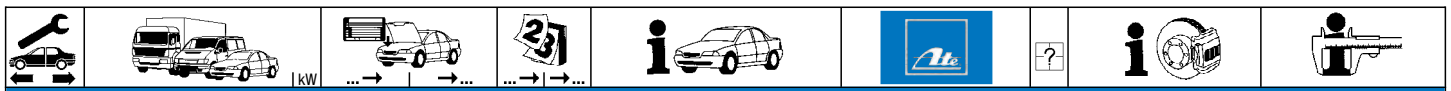
	1.8 T	110		12.00	11.08	PR: 1LC	24.0130-0185.1	430185		320 30,0 28,0 VL +B
	1.8 T	120		07.02	11.08	PR: 1LC				
	1.8 T	125		07.01	11.08	PR: 1LC				
	1.8 T	140		11.02	11.08	PR: 1LC				
	1.8 T quattro	110		12.00	11.08	PR: 1LC				
	1.8 T quattro	120		07.02	11.08	PR: 1LC				
	1.8 T quattro	125		07.01	11.08	PR: 1LC				
	1.8 T quattro	140		11.02	11.08	PR: 1LC				
	1.9 TDI	74		04.01	11.08	PR: 1LC				
	1.9 TDI	85		06.04	11.08	PR: 1LC				
	1.9 TDI	96		12.00	11.08	PR: 1LC				
	1.9 TDI quattro			12.00	11.08	PR: 1LC				
	2.0	96		12.00	11.08	PR: 1LC				
	2.0 FSI	110		07.02	11.08	PR: 1LC				
	2.0 TDI	100		11.04	11.08	PR: 1LC				
	2.0 TDI	103		11.04	11.08	PR: 1LC				
	2.0 TDI	125		06.06	11.08	PR: 1LC				
	2.0 TDI quattro	103		01.06	11.08	PR: 1LC				
	2.0 TDI quattro	125		06.06	11.08	PR: 1LC				
	2.0 TFSI	147		11.04	11.08	PR: 1LC				
	2.0 TFSI	162		06.05	11.08	PR: 1LC				
	2.0 TFSI quattro	147		11.04	11.08	PR: 1LC				
	2.0 TFSI quattro	162		06.05	11.08	PR: 1LC				
	2.4			09.01	11.08	PR: 1LC				
	2.5 TDI			12.00	11.08	PR: 1LC				
	2.5 TDI quattro			12.00	11.08	PR: 1LC				
	2.7 TDI	120		11.05	11.08	PR: 1LC				
	2.7 TDI	132		01.06	11.08	PR: 1LC				
	3.0			12.00	11.08	PR: 1LC				
	3.0 quattro			12.00	11.08	PR: 1LC				
	3.0 TDI quattro	150		11.04	11.08	PR: 1LC				
	3.0 TDI quattro	171		01.06	11.08	PR: 1LC				
	3.2 FSI	188		01.05	11.08	PR: 1LC				
	3.2 FSI quattro	188		01.05	11.08	PR: 1LC				
	S4	253		03.03	11.08	PR: 1LJ	24.0130-0119.1	430119		345 30,0 28,0 VL +B
	1.6	75	8E-4-180000	12.00		PR: 1KD	13.0460-2820.2	602820		20961 17,6 /S LUC
	1.8 T	110	8E-4-180000	12.00		PR: 1KD	13.0470-2820.2	LD2820		20961 17,6 /S LUC
	1.8 T	120	8E-4-180000	07.02		PR: 1KD	13.0460-0072.2	610072		Belagsatz-Zubehör LUC
	1.8 T	125	8E-4-180000	07.01		PR: 1KD				
	1.8 T	140	8E-4-180000	11.02		PR: 1KD				
	1.8 T quattro	110	8E-4-180000	12.00		PR: 1KD				
	1.8 T quattro	120	8E-4-180000	07.02		PR: 1KD				
	1.8 T quattro	125	8E-4-180000	07.01		PR: 1KD				
	1.8 T quattro	140	8E-4-180000	11.02		PR: 1KD				
	1.9 TDI	74	8E-4-180000	04.01		PR: 1KD				
	1.9 TDI	96	8E-4-180000	12.00		PR: 1KD				
	1.9 TDI quattro		8E-4-180000	12.00		PR: 1KD				
	2.0	96	8E-4-180000	12.00		PR: 1KD				
	2.0 FSI	110	8E-4-180000	07.02		PR: 1KD				
	2.4		8E-4-180000	09.01		PR: 1KD				
	2.5 TDI		8E-4-180000	12.00		PR: 1KD				
	2.5 TDI quattro		8E-4-180000	12.00		PR: 1KD				
	1.6	75	8E-4-180000	12.00		PR: 1KP	13.0460-2860.2	602860		23554 16,3 /WE/S LUC
	1.8 T	110	8E-4-180000	12.00		PR: 1KP	13.0470-2860.2	LD2860		23554 16,3 /WE/S LUC
	1.8 T	120	8E-4-180000	07.02		PR: 1KP	13.0460-0072.2	610072		Belagsatz-Zubehör LUC
	1.8 T	125	8E-4-180000	07.01		PR: 1KP				
	1.8 T	140	8E-4-180000	11.02		PR: 1KP				
	1.8 T quattro	110	8E-4-180000	12.00		PR: 1KP				
	1.8 T quattro	120	8E-4-180000	07.02		PR: 1KP				
	1.8 T quattro	125	8E-4-180000	07.01		PR: 1KP				
	1.8 T quattro	140	8E-4-180000	11.02		PR: 1KP				
	1.9 TDI	74	8E-4-180000	04.01		PR: 1KP				
	1.9 TDI	96	8E-4-180000	12.00		PR: 1KP				
	1.9 TDI quattro		8E-4-180000	12.00		PR: 1KP				
	2.0	96	8E-4-180000	12.00		PR: 1KP				
	2.0 FSI	110	8E-4-180000	07.02		PR: 1KP				
	2.4		8E-4-180000	09.01		PR: 1KP				
	2.5 TDI		8E-4-180000	12.00		PR: 1KP				
	2.5 TDI quattro		8E-4-180000	12.00		PR: 1KP				
	1.6	75	8E-4-180001		11.08	PR: 1KD,1KP	13.0460-2886.2	602886		20961 16,2 /S LUC
	1.8 T	110	8E-4-180001		11.08	PR: 1KD,1KP	13.0470-2886.2	LD2886		20961 16,2 /S LUC
	1.8 T	120	8E-4-180001		11.08	PR: 1KD,1KP				
	1.8 T	125	8E-4-180001		11.08	PR: 1KD,1KP				
	1.8 T	140	8E-4-180001		11.08	PR: 1KD,1KP				
	1.8 T quattro	110	8E-4-180001		11.08	PR: 1KD,1KP				
	1.8 T quattro	120	8E-4-180001		11.08	PR: 1KD,1KP				
	1.8 T quattro	125	8E-4-180001		11.08	PR: 1KD,1KP				
	1.8 T quattro	140	8E-4-180001		11.08	PR: 1KD,1KP				
	1.9 TDI	74	8E-4-180001		11.08	PR: 1KD,1KP				
	1.9 TDI	85		06.04	11.08	PR: 1KD,1KP				
	1.9 TDI	96	8E-4-180001		11.08	PR: 1KD,1KP				
	1.9 TDI quattro		8E-4-180001		11.08	PR: 1KD,1KP				
	2.0	96	8E-4-180001		11.08	PR: 1KD,1KP				
	2.0 FSI	110	8E-4-180001		11.08	PR: 1KD,1KP				
	2.0 TDI	103		11.04	11.08	PR: 1KD,1KP				
	2.0 TDI	125		06.06	11.08	PR: 1KD,1KP				
	2.0 TDI quattro	103		01.06	11.08	PR: 1KD,1KP				





AUDI A4 (B6/B7) (01-08)

	2.0 TDI quattro	125		06.06	11.08	PR: 1KD,1KP	13.0460-2886.2	602886		20961 16,2 /S	LUC
	2.0 TFSI	147		11.04	11.08	PR: 1KD,1KP	13.0470-2886.2	LD2886		20961 16,2 /S	LUC
	2.0 TFSI	162		06.05	11.08	PR: 1KD,1KP					
	2.0 TFSI quattro	147		11.04	11.08	PR: 1KD,1KP					
	2.0 TFSI quattro	162		06.05	11.08	PR: 1KD,1KP					
	2.4	8E-4-180001			11.08	PR: 1KD,1KP					
	2.5 TDI	8E-4-180001			11.08	PR: 1KD,1KP					
	2.5 TDI quattro	8E-4-180001			11.08	PR: 1KD,1KP					
	3.0		8E-7-300000	12.00		PR: 1KD,1KP					
	3.0 quattro		8E-7-300000	12.00		PR: 1KD,1KP					
	1.6	75	8E-5-400001		11.08	PR: 1KW	13.0460-2880.2	602880		23914 17,1 /WE/Zub/S	LUC
	1.8 T	110	8E-5-400001		11.08	PR: 1KW	13.0470-2880.2	LD2880		23914 17,1 /WE/Zub/S	LUC
	1.8 T	120	8E-5-400001		11.08	PR: 1KW	13.0460-0259.2	610259		Belagsatz-Zubehör	
	1.8 T	125	8E-5-400001		11.08	PR: 1KW					
	1.8 T	140	8E-5-400001		11.08	PR: 1KW					
	1.8 T quattro	110	8E-5-400001		11.08	PR: 1KW					
	1.8 T quattro	120	8E-5-400001		11.08	PR: 1KW					
	1.8 T quattro	125	8E-5-400001		11.08	PR: 1KW					
	1.8 T quattro	140	8E-5-400001		11.08	PR: 1KW					
	1.9 TDI	74	8E-5-400001		11.08	PR: 1KW					
	1.9 TDI	85	8E-5-400001		11.08	PR: 1KW					
	1.9 TDI	96	8E-5-400001		11.08	PR: 1KW					
	1.9 TDI quattro		8E-5-400001		11.08	PR: 1KW					
	2.0	96	8E-5-400001		11.08	PR: 1KW					
	2.0 FSI	110	8E-5-400001		11.08	PR: 1KW					
	2.0 TDI	100	8E-5-400001		11.08	PR: 1KW					
	2.0 TDI	103	8E-5-400001		11.08	PR: 1KW					
	2.0 TDI	125		06.06	11.08	PR: 1KW					
	2.0 TDI quattro	103		01.06	11.08	PR: 1KW					
	2.0 TDI quattro	125		06.06	11.08	PR: 1KW					
	2.0 TFSI	147	8E-5-400001		11.08	PR: 1KW					
	2.0 TFSI	162	8E-5-400001		11.08	PR: 1KW					
	2.0 TFSI quattro	147	8E-5-400001		11.08	PR: 1KW					
	2.0 TFSI quattro	162	8E-5-400001		11.08	PR: 1KW					
	2.4		8E-5-400001		11.08	PR: 1KW					
	2.5 TDI		8E-5-400001		11.08	PR: 1KW					
	2.5 TDI quattro		8E-5-400001		11.08	PR: 1KW					
	2.7 TDI	120		11.05	11.08	PR: 1KW					
2.7 TDI	132		01.06	11.08	PR: 1KW						
3.0		8E-5-400001		11.08	PR: 1KW						
3.0 quattro		8E-5-400001		11.08	PR: 1KW						
3.0 TDI quattro	150	8E-5-400001		11.08	PR: 1KW						
3.0 TDI quattro	171		01.06	11.08	PR: 1KW						
3.2 FSI	188	8E-5-400001		11.08	PR: 1KW						
3.2 FSI quattro	188	8E-5-400001		11.08	PR: 1KW						
	S4	253		03.03	11.08		13.0460-2888.2	602888		23326 17,4 /WE/S	LUC
							13.0470-2888.2	LD2888		23326 17,4 /WE/S	LUC
	S4	253		01.05	11.08		13.0460-2889.2	602889		23326 17,4 /WE/S	LUC
							13.0460-0023.2	610023		Belagsatz-Zubehör	
	RS 4	309		11.05	11.08		13.0460-0023.2	610023		Belagsatz-Zubehör	
	1.6	75		12.00	11.08	PR: 1KD	24.0110-0261.1	410261		245 10,0 8,0 +B	
	1.8 T	110		12.00	11.08	PR: 1KD	24.0310-0261.1	510261		245 10,0 8,0 +B PD	
	1.8 T	120		07.02	11.08	PR: 1KD					
	1.8 T	125		07.01	11.08	PR: 1KD					
	1.8 T	140		11.02	11.08	PR: 1KD					
	1.8 T quattro	110		12.00	11.08	PR: 1KD					
	1.8 T quattro	120		07.02	11.08	PR: 1KD					
	1.8 T quattro	125		07.01	11.08	PR: 1KD					
	1.8 T quattro	140		11.02	11.08	PR: 1KD					
	1.9 TDI	74		04.01	11.08	PR: 1KD					
	1.9 TDI	85		06.04	11.08	PR: 1KD					
	1.9 TDI	96		12.00	11.08	PR: 1KD					
	1.9 TDI quattro			12.00	11.08	PR: 1KD					
	2.0	96		12.00	11.08	PR: 1KD					
	2.0 FSI	110		07.02	11.08	PR: 1KD					
	2.0 TDI	100		11.04	11.08	PR: 1KD					
	2.0 TDI	103		11.04	11.08	PR: 1KD					
	2.0 TDI	125		06.06	11.08	PR: 1KD					
	2.0 TDI quattro	103		01.06	11.08	PR: 1KD					
	2.0 TDI quattro	125		06.06	11.08	PR: 1KD					
	2.0 TFSI	147		11.04	11.08	PR: 1KD					
	2.0 TFSI	162		06.05	11.08	PR: 1KD					
	2.0 TFSI quattro	147		11.04	11.08	PR: 1KD					
	2.0 TFSI quattro	162		06.05	11.08	PR: 1KD					
	2.4			09.01	11.08	PR: 1KD					
	2.5 TDI			12.00	11.08	PR: 1KD					
	2.5 TDI quattro			12.00	11.08	PR: 1KD					
3.0 TDI quattro	150		11.04	11.08	PR: 1KD						
3.2 FSI	188		01.05	11.08	PR: 1KD						
3.2 FSI quattro	188		01.05	11.08	PR: 1KD						
	1.6	75		12.00	11.08	PR: 1KP	24.0112-0148.1	412148		255 12,0 10,0 +B	
	1.8 T	110		12.00	11.08	PR: 1KP	24.0312-0148.1	512148		255 12,0 10,0 +B PD	
	1.8 T	120		07.02	11.08	PR: 1KP					
	1.8 T	125		07.01	11.08	PR: 1KP					
	1.8 T	140		11.02	11.08	PR: 1KP					
	1.8 T quattro	110		12.00	11.08	PR: 1KP					



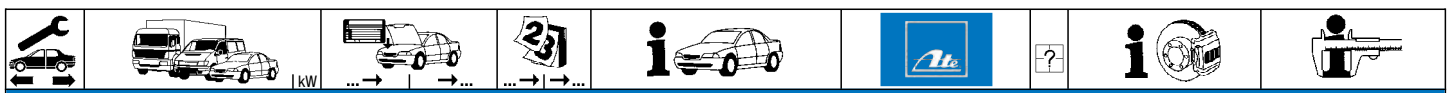
AUDI A4 (B6/B7) (01-08)

	1.8 T quattro	120		07.02	11.08	PR: 1KP	24.0112-0148.1	412148		255 12,0 10,0 +B
	1.8 T quattro	125		07.01	11.08	PR: 1KP	24.0312-0148.1	512148		255 12,0 10,0 +B PD
	1.8 T quattro	140		11.02	11.08	PR: 1KP				
	1.9 TDI	74		04.01	11.08	PR: 1KP				
	1.9 TDI	85		06.04	11.08	PR: 1KP				
	1.9 TDI	96		12.00	11.08	PR: 1KP				
	1.9 TDI quattro			12.00	11.08	PR: 1KP				
	2.0	96		12.00	11.08	PR: 1KP				
	2.0 FSI	110		07.02	11.08	PR: 1KP				
	2.0 TDI	100		11.04	11.08	PR: 1KP				
	2.0 TDI	103		11.04	11.08	PR: 1KP				
	2.0 TDI	125		06.06	11.08	PR: 1KP				
	2.0 TDI quattro	103		01.06	11.08	PR: 1KP				
	2.0 TDI quattro	125		06.06	11.08	PR: 1KP				
	2.0 TFSI	147		11.04	11.08	PR: 1KP				
	2.0 TFSI	162		06.05	11.08	PR: 1KP				
	2.0 TFSI quattro	147		11.04	11.08	PR: 1KP				
	2.0 TFSI quattro	162		06.05	11.08	PR: 1KP				
	2.4			09.01	11.08	PR: 1KP				
	2.5 TDI			12.00	11.08	PR: 1KP				
	2.5 TDI quattro			12.00	11.08	PR: 1KP				
	3.0			12.00	11.08	PR: 1KD,1KP				
	3.0 quattro			12.00	11.08	PR: 1KD,1KP				
	3.0 TDI quattro	150		11.04	11.08	PR: 1KP				
	3.2 FSI	188		01.05	11.08	PR: 1KP				
	3.2 FSI quattro	188		01.05	11.08	PR: 1KP				
	1.6	75 8E-5-400001			11.08	PR: 1KW	24.0112-0166.1	412166		288 12,0 10,0 +B
	1.8 T	110 8E-5-400001			11.08	PR: 1KW				
	1.8 T	120 8E-5-400001			11.08	PR: 1KW				
	1.8 T	125 8E-5-400001			11.08	PR: 1KW				
	1.8 T	140 8E-5-400001			11.08	PR: 1KW				
	1.8 T quattro	110 8E-5-400001			11.08	PR: 1KW				
	1.8 T quattro	120 8E-5-400001			11.08	PR: 1KW				
	1.8 T quattro	125 8E-5-400001			11.08	PR: 1KW				
	1.8 T quattro	140 8E-5-400001			11.08	PR: 1KW				
	1.9 TDI	74 8E-5-400001			11.08	PR: 1KW				
	1.9 TDI	85 8E-5-400001			11.08	PR: 1KW				
	1.9 TDI	96 8E-5-400001			11.08	PR: 1KW				
	1.9 TDI quattro	8E-5-400001			11.08	PR: 1KW				
	2.0	96 8E-5-400001			11.08	PR: 1KW				
	2.0 FSI	110 8E-5-400001			11.08	PR: 1KW				
	2.0 TDI	100 8E-5-400001			11.08	PR: 1KW				
	2.0 TDI	103 8E-5-400001			11.08	PR: 1KW				
	2.0 TDI	125		06.06	11.08	PR: 1KW				
	2.0 TDI quattro	103		01.06	11.08	PR: 1KW				
	2.0 TDI quattro	125		06.06	11.08	PR: 1KW				
	2.0 TFSI	147 8E-5-400001			11.08	PR: 1KW				
	2.0 TFSI	162 8E-5-400001			11.08	PR: 1KW				
	2.0 TFSI quattro	147 8E-5-400001			11.08	PR: 1KW				
	2.0 TFSI quattro	162 8E-5-400001			11.08	PR: 1KW				
	2.4	8E-5-400001			11.08	PR: 1KW				
	2.5 TDI	8E-5-400001			11.08	PR: 1KW				
	2.5 TDI quattro	8E-5-400001			11.08	PR: 1KW				
	2.7 TDI	120		11.05	11.08	PR: 1KW				
	2.7 TDI	132		01.06	11.08	PR: 1KW				
	3.0	8E-5-400001			11.08	PR: 1KW				
	3.0 quattro	8E-5-400001			11.08	PR: 1KW				
	3.0 TDI quattro	150 8E-5-400001			11.08	PR: 1KW				
	3.0 TDI quattro	171		01.06	11.08	PR: 1KW				
	3.2 FSI	188 8E-5-400001			11.08	PR: 1KW				
	3.2 FSI quattro	188 8E-5-400001			11.08	PR: 1KW				
	S4	253		03.03	11.08		24.0122-0220.1	422220		300 22,0 20,0 V L +B

AUDI A4 (B8) Limousine (07-)

	1.8 TFSI	88		01.08		PR: 1LT,1LY	13.0460-7256.2	607256		24705 19,8 +WK	ATE
	1.8 TFSI	118		11.07		PR: 1LT,1LY	13.0470-7256.2	LD7256		24705 19,8 +WK	ATE
	1.8 TFSI	125		01.12		PR: 1LT,1LY					
	1.8 TFSI quattro	118		09.08		PR: 1LT,1LY					
	1.8 TFSI quattro	125		01.12		PR: 1LT,1LY					
	2.0 TDI	88		06.08		PR: 1LT,1LY					
	2.0 TDI	100		11.07		PR: 1LT,1LY					
	2.0 TDI	105		11.07		PR: 1LT,1LY					
	2.0 TDI	110		05.13		PR: 1LT,1LY					
	2.0 TDI	120		08.08		PR: 1LT,1LY					
	2.0 TDI	125		01.08		PR: 1LT,1LY					
	2.0 TDI	130		11.11		PR: 1LT,1LY					
	2.0 TDI	140		09.13		PR: 1LT,1LY					
	2.0 TDI quattro	110		05.13		PR: 1LT,1LY					
	2.0 TDI quattro	125		01.08		PR: 1LT,1LY					
	2.0 TDI quattro	130		11.11		PR: 1LT,1LY					
	2.0 TDI quattro	140		09.13		PR: 1LT,1LY					
	2.0 TFSI	132		06.08		PR: 1LT,1LY					
	2.0 TFSI	155		06.08		PR: 1LT,1LY					
	2.0 TFSI	162		05.13		PR: 1LT,1LY					
	2.0 TFSI	165		05.13		PR: 1LT,1LY					
	2.0 TFSI quattro	132		11.09		PR: 1LT,1LY					
	2.0 TFSI quattro	155		06.08		PR: 1LT,1LY					








AUDI A4 (B8) Limousine (07-)

	2.0 TFSI quattro 162	05.13	PR: 1LT,1LY	13.0460-7256.2	607256		24705 19,8 +/WK	ATE
	2.0 TFSI quattro 165	05.13	PR: 1LT,1LY	13.0470-7256.2	LD7256		24705 19,8 +/WK	ATE
	2.7 TDI 120	11.07	PR: 1LT,1LY					
	2.7 TDI 140	11.07	PR: 1LT,1LY					
	3.0 TDI 150	11.11	PR: 1LT,1LY					
	3.0 TDI quattro 155	06.08	PR: 1LT,1LY					
	3.0 TDI quattro 176	11.07	PR: 1LT,1LY					
	3.0 TDI quattro 180	11.11	PR: 1LT,1LY					
	3.0 TFSI quattro 200	02.12	PR: 1LT,1LY					
	3.2 FSI 195	09.08	PR: 1LT,1LY					
	3.2 FSI quattro 195	11.07	PR: 1LT,1LY					
	1.8 TFSI 88	01.08	PR: 1LA,1LB,1LD	13.0460-2746.2	602746	Fedemaß 44 mm ¹⁾	24743 19,2 +/WK/S	LUC
	1.8 TFSI 118	11.07	PR: 1LA,1LB,1LD	13.0470-2746.2	LD2746	Fedemaß 44 mm ¹⁾	24743 19,2 +/WK/S	LUC
	1.8 TFSI 125	01.12	PR: 1LA,1LB,1LD					
	1.8 TFSI quattro 118	09.08	PR: 1LA,1LB,1LD					
	1.8 TFSI quattro 125	01.12	PR: 1LA,1LB,1LD					
	2.0 TDI 88	06.08	PR: 1LA,1LB,1LD					
	2.0 TDI 100	11.07	PR: 1LA,1LB,1LD					
	2.0 TDI 105	11.07	PR: 1LA,1LB,1LD					
	2.0 TDI 110	05.13	PR: 1LA,1LB,1LD					
	2.0 TDI 120	08.08	PR: 1LA,1LB,1LD					
	2.0 TDI 125	01.08	PR: 1LA,1LB,1LD					
	2.0 TDI 130	11.11	PR: 1LA,1LB,1LD					
	2.0 TDI 140	09.13	PR: 1LA,1LB,1LD					
	2.0 TDI quattro 110	05.13	PR: 1LA,1LB,1LD					
	2.0 TDI quattro 125	01.08	PR: 1LA,1LB,1LD					
	2.0 TDI quattro 130	11.11	PR: 1LA,1LB,1LD					
	2.0 TDI quattro 140	09.13	PR: 1LA,1LB,1LD					
	2.0 TFSI 132	06.08	PR: 1LA,1LB,1LD					
	2.0 TFSI 155	06.08	PR: 1LA,1LB,1LD					
	2.0 TFSI 162	05.13	PR: 1LA,1LB,1LD					
	2.0 TFSI 165	05.13	PR: 1LA,1LB,1LD					
	2.0 TFSI quattro 132	11.09	PR: 1LA,1LB,1LD					
	2.0 TFSI quattro 155	06.08	PR: 1LA,1LB,1LD					
	2.0 TFSI quattro 162	05.13	PR: 1LA,1LB,1LD					
	2.0 TFSI quattro 165	05.13	PR: 1LA,1LB,1LD					
	2.7 TDI 120	11.07	PR: 1LA,1LB,1LD					
	2.7 TDI 140	11.07	PR: 1LA,1LB,1LD					
	3.0 TDI 150	11.11	PR: 1LA,1LB,1LD					
	3.0 TDI quattro 155	06.08	PR: 1LA,1LB,1LD					
	3.0 TDI quattro 176	11.07	PR: 1LA,1LB,1LD					
	3.0 TDI quattro 180	11.11	PR: 1LA,1LB,1LD					
	3.0 TFSI quattro 200	02.12	PR: 1LA,1LB,1LD					
	3.2 FSI 195	09.08	PR: 1LA,1LB,1LD					
	3.2 FSI quattro 195	11.07	PR: 1LA,1LB,1LD					
	S4 245	07.11	PR: 1LJ,1ZT	13.0460-2746.2	602746	Fedemaß 44 mm ¹⁾	24743 19,2 +/WK/S	LUC
	1.8 TFSI 88	01.08	PR: 1LT,1LY	24.0125-0184.1	425184		314 25,0 23,0 V L +S +B	
	1.8 TFSI 118	11.07	PR: 1LT,1LY					
	1.8 TFSI 125	01.12	PR: 1LT,1LY					
	1.8 TFSI quattro 118	09.08	PR: 1LT,1LY					
	1.8 TFSI quattro 125	01.12	PR: 1LT,1LY					
	2.0 TDI 88	06.08	PR: 1LT,1LY					
	2.0 TDI 100	11.07	PR: 1LT,1LY					
	2.0 TDI 105	11.07	PR: 1LT,1LY					
	2.0 TDI 110	05.13	PR: 1LT,1LY					
	2.0 TDI 120	08.08	PR: 1LT,1LY					
	2.0 TDI 125	01.08	PR: 1LT,1LY					
	2.0 TDI 130	11.11	PR: 1LT,1LY					
	2.0 TDI 140	09.13	PR: 1LT,1LY					
	2.0 TDI quattro 110	05.13	PR: 1LT,1LY					
	2.0 TDI quattro 125	01.08	PR: 1LT,1LY					
	2.0 TDI quattro 130	11.11	PR: 1LT,1LY					
	2.0 TDI quattro 140	09.13	PR: 1LT,1LY					
	2.0 TFSI 132	06.08	PR: 1LT,1LY					
	2.0 TFSI 155	06.08	PR: 1LT,1LY					
	2.0 TFSI 162	05.13	PR: 1LT,1LY					
	2.0 TFSI 165	05.13	PR: 1LT,1LY					
	2.0 TFSI quattro 132	11.09	PR: 1LT,1LY					
	2.0 TFSI quattro 155	06.08	PR: 1LT,1LY					
	2.0 TFSI quattro 162	05.13	PR: 1LT,1LY					
	2.0 TFSI quattro 165	05.13	PR: 1LT,1LY					
	2.7 TDI 120	11.07	PR: 1LT,1LY					
	2.7 TDI 140	11.07	PR: 1LT,1LY					
	3.0 TDI 150	11.11	PR: 1LT,1LY					
	3.0 TDI quattro 155	06.08	PR: 1LT,1LY					
	3.0 TDI quattro 176	11.07	PR: 1LT,1LY					
	3.0 TDI quattro 180	11.11	PR: 1LT,1LY					
	3.0 TFSI quattro 200	02.12	PR: 1LT,1LY					
	3.2 FSI 195	09.08	PR: 1LT,1LY					
	3.2 FSI quattro 195	11.07	PR: 1LT,1LY					
	1.8 TFSI 88	01.08	PR: 1LA	24.0130-0193.1	430193		320 30,0 28,0 V L +S +B	
	1.8 TFSI 118	11.07	PR: 1LA	24.0330-0193.1	530193		320 30,0 28,0 V L +S +B PD	
	1.8 TFSI quattro 118	09.08	PR: 1LA					
	2.0 TDI 88	06.08	PR: 1LA					
	2.0 TDI 100	11.07	PR: 1LA					
	2.0 TDI 105	11.07	PR: 1LA					
	2.0 TDI 120	08.08	PR: 1LA					

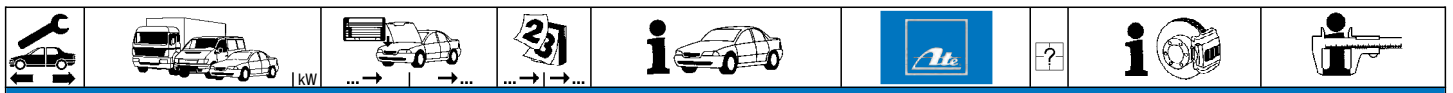
¹⁾ spring dimension 44 mm / dimensioni molla 44 mm / dimension de ressort 44 mm / medida de muelle 44 mm

AUDI A4 (B8) Limousine (07-)										
	2.0 TDI	125		01.08	06.11	PR: 1LA	24.0130-0193.1	430193		320 30,0 28,0 VL +S +B
	2.0 TDI quattro	125		01.08	06.11	PR: 1LA	24.0330-0193.1	530193		320 30,0 28,0 VL +S +B PD
	2.0 TFSI	132		06.08	06.11	PR: 1LA				
	2.0 TFSI	155		06.08	06.11	PR: 1LA				
	2.0 TFSI quattro	132		11.09	06.11	PR: 1LA				
	2.0 TFSI quattro	155		06.08	06.11	PR: 1LA				
	2.7 TDI	120		11.07	06.11	PR: 1LA				
	2.7 TDI	140		11.07	06.11	PR: 1LA				
	3.0 TDI quattro	155		06.08	06.11	PR: 1LA				
	3.0 TDI quattro	176		11.07	06.11	PR: 1LA				
	3.2 FSI	195		09.08	06.11	PR: 1LA				
	3.2 FSI quattro	195		11.07	06.11	PR: 1LA				
	1.8 TFSI	88		07.11		PR: 1LA,1LB	24.0130-0221.1	430221		320 30,0 28,0 VL +S +B
	1.8 TFSI	118		07.11		PR: 1LA,1LB				
	1.8 TFSI	125		01.12		PR: 1LA,1LB				
	1.8 TFSI quattro	118		07.11		PR: 1LA,1LB				
	1.8 TFSI quattro	125		01.12		PR: 1LA,1LB				
	2.0 TDI	88		07.11		PR: 1LA,1LB				
2.0 TDI	100		07.11		PR: 1LA,1LB					
2.0 TDI	105		07.11		PR: 1LA,1LB					
2.0 TDI	110		05.13		PR: 1LA,1LB					
2.0 TDI	120		07.11		PR: 1LA,1LB					
2.0 TDI	125		07.11		PR: 1LA,1LB					
2.0 TDI	130		11.11		PR: 1LA,1LB					
2.0 TDI	140		09.13		PR: 1LA,1LB					
2.0 TDI quattro	110		05.13		PR: 1LA,1LB					
2.0 TDI quattro	125		07.11		PR: 1LA,1LB					
2.0 TDI quattro	130		11.11		PR: 1LA,1LB					
2.0 TDI quattro	140		09.13		PR: 1LA,1LB					
2.0 TFSI	132		07.11		PR: 1LA,1LB					
2.0 TFSI	155		07.11		PR: 1LA,1LB					
2.0 TFSI	162		05.13		PR: 1LA,1LB					
2.0 TFSI	165		05.13		PR: 1LA,1LB					
2.0 TFSI quattro	132		11.09		PR: 1LA,1LB					
2.0 TFSI quattro	155		07.11		PR: 1LA,1LB					
2.0 TFSI quattro	162		05.13		PR: 1LA,1LB					
2.0 TFSI quattro	165		05.13		PR: 1LA,1LB					
2.7 TDI	120		07.11		PR: 1LA,1LB					
2.7 TDI	140		07.11		PR: 1LA,1LB					
3.0 TDI	150		11.11		PR: 1LA,1LB					
3.0 TDI quattro	155		07.11		PR: 1LA,1LB					
3.0 TDI quattro	176		07.11		PR: 1LA,1LB					
3.0 TDI quattro	180		11.11		PR: 1LA,1LB					
3.0 TFSI quattro	200		02.12		PR: 1LA,1LB					
3.2 FSI	195		07.11		PR: 1LA,1LB					
3.2 FSI quattro	195		07.11		PR: 1LA,1LB					
S4	245		11.08	06.11	PR: 1LJ	24.0129-0102.1	429102		345 29,5 28,0 VL +S +B	
S4	245		07.11		PR: 1LJ,1ZT	24.0130-0222.1	430222		345 30,0 28,0 VL +S +B	
1.8 TFSI	88		01.08		PR: 1LD	24.0130-0222.1	430222		345 30,0 28,0 VL +S +B	
1.8 TFSI	118		11.07		PR: 1LD					
1.8 TFSI	125		01.12		PR: 1LD					
1.8 TFSI quattro	118		09.08		PR: 1LD					
1.8 TFSI quattro	125		01.12		PR: 1LD					
2.0 TDI	88		06.08		PR: 1LD					
2.0 TDI	100		11.07		PR: 1LD					
2.0 TDI	105		11.07		PR: 1LD					
2.0 TDI	110		05.13		PR: 1LD					
2.0 TDI	120		08.08		PR: 1LD					
2.0 TDI	125		01.08		PR: 1LD					
2.0 TDI	130		11.11		PR: 1LD					
2.0 TDI	140		09.13		PR: 1LD					
2.0 TDI quattro	110		05.13		PR: 1LD					
2.0 TDI quattro	125		01.08		PR: 1LD					
2.0 TDI quattro	130		11.11		PR: 1LD					
2.0 TDI quattro	140		09.13		PR: 1LD					
2.0 TFSI	132		06.08		PR: 1LD					
2.0 TFSI	155		06.08		PR: 1LD					
2.0 TFSI	162		05.13		PR: 1LD					
2.0 TFSI	165		05.13		PR: 1LD					
2.0 TFSI quattro	132		11.09		PR: 1LD					
2.0 TFSI quattro	155		06.08		PR: 1LD					
2.0 TFSI quattro	162		05.13		PR: 1LD					
2.0 TFSI quattro	165		05.13		PR: 1LD					
2.7 TDI	120		11.07		PR: 1LD					
2.7 TDI	140		11.07		PR: 1LD					
3.0 TDI	150		11.11		PR: 1LD					
3.0 TDI quattro	155		06.08		PR: 1LD					
3.0 TDI quattro	176		11.07		PR: 1LD					
3.0 TDI quattro	180		11.11		PR: 1LD					
3.0 TFSI quattro	200		02.12		PR: 1LD					
3.2 FSI	195		09.08		PR: 1LD					
3.2 FSI quattro	195		11.07		PR: 1LD					
	1.8 TFSI	88		01.08		PR: 1KW,2EH	13.0460-2747.2	602747	elektrische Feststellbremse ¹⁾	24606 17,4 +/Zub/S LUC
	1.8 TFSI	118		11.07		PR: 1KW,2EH	13.0470-2747.2	LD2747	elektrische Feststellbremse ¹⁾	24606 17,4 +/Zub/S LUC
	1.8 TFSI	125		01.12		PR: 1KW,2EH				
	1.8 TFSI quattro	118		09.08		PR: 1KW,2EH				

¹⁾ electric parking brake / fr.di stazionamento elettrico / frein à main électrique / freno de mano eléctrico

AUDI A4 (B8) Limousine (07-)													
	1.8 TFSI quattro	125	01.12	PR: 1KW,2EH	13.0460-2747.2	602747	elektrische Feststellbremse ¹⁾	24606 17,4 +/Zub/S	LUC				
	2.0 TDI	88	06.08	PR: 1KW,2EH	13.0470-2747.2	LD2747							
	2.0 TDI	100	11.07	PR: 1KW,2EH									
	2.0 TDI	105	11.07	PR: 1KW,2EH									
	2.0 TDI	110	05.13	PR: 1KW,2EH									
	2.0 TDI	120	08.08	PR: 1KW,2EH									
	2.0 TDI	125	01.08	PR: 1KW,2EH									
	2.0 TDI	130	11.11	PR: 1KW,2EH									
	2.0 TDI	140	09.13	PR: 1KW,2EH									
	2.0 TDI quattro	110	05.13	PR: 1KW,2EH									
	2.0 TDI quattro	125	01.08	PR: 1KW,2EH									
	2.0 TDI quattro	130	11.11	PR: 1KW,2EH									
	2.0 TDI quattro	140	09.13	PR: 1KW,2EH									
	2.0 TFSI	132	06.08	PR: 1KW,2EH									
	2.0 TFSI	155	06.08	PR: 1KW,2EH									
	2.0 TFSI	162	05.13	PR: 1KW,2EH									
	2.0 TFSI	165	05.13	PR: 1KW,2EH									
	2.0 TFSI quattro	132	11.09	PR: 1KW,2EH									
	2.0 TFSI quattro	155	06.08	PR: 1KW,2EH									
	2.0 TFSI quattro	162	05.13	PR: 1KW,2EH									
	2.0 TFSI quattro	165	05.13	PR: 1KW,2EH									
	2.7 TDI	120	11.07	PR: 1KW,2EH									
	2.7 TDI	140	11.07	PR: 1KW,2EH									
	3.0 TDI	150	11.11	PR: 1KW,2EH									
	3.0 TDI quattro	155	06.08	PR: 1KW,2EH									
	3.0 TDI quattro	176	11.07	PR: 1KW,2EH									
	3.0 TDI quattro	180	11.11	PR: 1KW,2EH									
	3.0 TFSI quattro	200	02.12	PR: 1KW,2EH									
	3.2 FSI	195	09.08	PR: 1KW,2EH									
	3.2 FSI quattro	195	11.07	PR: 1KW,2EH									
	S4	245	01.08	PR: 1KE	13.0460-2748.2	602748				elektrische Feststellbremse ¹⁾	24606 17,4 +/Zub/S	LUC	
					13.0470-2748.2	LD2748				elektrische Feststellbremse ¹⁾	24606 17,4 +/Zub/S	LUC	
		1.8 TFSI	88	01.08	PR: 1KP	13.0460-2748.2				602748	elektrische Feststellbremse ¹⁾	24606 17,4 +/Zub/S	LUC
		1.8 TFSI	118	11.07	PR: 1KP	13.0470-2748.2				LD2748	elektrische Feststellbremse ¹⁾	24606 17,4 +/Zub/S	LUC
1.8 TFSI		125	01.12	PR: 1KP									
1.8 TFSI quattro		118	09.08	PR: 1KP									
1.8 TFSI quattro		125	01.12	PR: 1KP									
2.0 TDI		88	06.08	PR: 1KP									
2.0 TDI		100	11.07	PR: 1KP									
2.0 TDI		105	11.07	PR: 1KP									
2.0 TDI		110	05.13	PR: 1KP									
2.0 TDI		120	08.08	PR: 1KP									
2.0 TDI		125	01.08	PR: 1KP									
2.0 TDI		130	11.11	PR: 1KP									
2.0 TDI		140	09.13	PR: 1KP									
2.0 TDI quattro		110	05.13	PR: 1KP									
2.0 TDI quattro		125	01.08	PR: 1KP									
2.0 TDI quattro		130	11.11	PR: 1KP									
2.0 TDI quattro		140	09.13	PR: 1KP									
2.0 TFSI		132	06.08	PR: 1KP									
2.0 TFSI		155	06.08	PR: 1KP									
2.0 TFSI		162	05.13	PR: 1KP									
2.0 TFSI		165	05.13	PR: 1KP									
2.0 TFSI quattro		132	11.09	PR: 1KP									
2.0 TFSI quattro		155	06.08	PR: 1KP									
2.0 TFSI quattro		162	05.13	PR: 1KP									
2.0 TFSI quattro		165	05.13	PR: 1KP									
2.7 TDI		120	11.07	PR: 1KP									
2.7 TDI		140	11.07	PR: 1KP									
3.0 TDI		150	11.11	PR: 1KP									
3.0 TDI quattro		155	06.08	PR: 1KP									
3.0 TDI quattro		176	11.07	PR: 1KP									
3.0 TDI quattro		180	11.11	PR: 1KP									
3.0 TFSI quattro		200	02.12	PR: 1KP									
3.2 FSI		195	09.08	PR: 1KP									
3.2 FSI quattro		195	11.07	PR: 1KP									
	1.8 TFSI	88	01.08	PR: 1KW,2EH	24.0112-0178.1	412178	elektrische Feststellbremse ¹⁾	300 12,0 10,0 +S +B					
	1.8 TFSI	118	11.07	PR: 1KW,2EH	24.0312-0178.1	512178	elektrische Feststellbremse ¹⁾						
	1.8 TFSI	125	01.12	PR: 1KW,2EH									
	1.8 TFSI quattro	118	09.08	PR: 1KW,2EH									
	1.8 TFSI quattro	125	01.12	PR: 1KW,2EH									
	2.0 TDI	88	06.08	PR: 1KW,2EH									
	2.0 TDI	100	11.07	PR: 1KW,2EH									
	2.0 TDI	105	11.07	PR: 1KW,2EH									
	2.0 TDI	110	05.13	PR: 1KW,2EH									
	2.0 TDI	120	08.08	PR: 1KW,2EH									
	2.0 TDI	125	01.08	PR: 1KW,2EH									
	2.0 TDI	130	11.11	PR: 1KW,2EH									
	2.0 TDI	140	09.13	PR: 1KW,2EH									
	2.0 TDI quattro	110	05.13	PR: 1KW,2EH									
	2.0 TDI quattro	125	01.08	PR: 1KW,2EH									
	2.0 TDI quattro	130	11.11	PR: 1KW,2EH									
	2.0 TDI quattro	140	09.13	PR: 1KW,2EH									
	2.0 TFSI	132	06.08	PR: 1KW,2EH									
	2.0 TFSI	155	06.08	PR: 1KW,2EH									
	2.0 TFSI	162	05.13	PR: 1KW,2EH									
2.0 TFSI	165	05.13	PR: 1KW,2EH										

¹⁾ electric parking brake / fr.di stazionamento elettrico / frein à main électrique / freno de mano eléctrico



AUDI A4 (B8) Limousine (07-)

	2.0 TFSI quattro	132		11.09	PR: 1KW,2EH	24.0112-0178.1	412178	elektrische Feststellbremse ¹⁾	300 12,0 10,0 +S +B
	2.0 TFSI quattro	155		06.08	PR: 1KW,2EH	24.0312-0178.1	512178	elektrische Feststellbremse ¹⁾	300 12,0 10,0 +S +B PD
	2.0 TFSI quattro	162		05.13	PR: 1KW,2EH				
	2.0 TFSI quattro	165		05.13	PR: 1KW,2EH				
	2.7 TDI	120		11.07	PR: 1KW,2EH				
	2.7 TDI	140		11.07	PR: 1KW,2EH				
	3.0 TDI	150		11.11	PR: 1KW,2EH				
	3.0 TDI quattro	155		06.08	PR: 1KW,2EH				
	3.0 TDI quattro	176		11.07	PR: 1KW,2EH				
	3.0 TDI quattro	180		11.11	PR: 1KW,2EH				
	3.0 TFSI quattro	200		02.12	PR: 1KW,2EH				
	3.2 FSI	195		09.08	PR: 1KW,2EH				
	3.2 FSI quattro	195		11.07	PR: 1KW,2EH				
	S4	245		01.08	10.10 PR: 1KE	24.0122-0250.1	422250	elektrische Feststellbremse ¹⁾	330 22,0 20,0 V L +S +B
	1.8 TFSI	88		01.08	PR: 1KP	24.0122-0272.1	422272	elektrische Feststellbremse ¹⁾	330 21,9 20,0 V L +S +B
	1.8 TFSI	118		11.07	PR: 1KP				
	1.8 TFSI	125		01.12	PR: 1KP				
	1.8 TFSI quattro	118		09.08	PR: 1KP				
	1.8 TFSI quattro	125		01.12	PR: 1KP				
	2.0 TDI	88		06.08	PR: 1KP				
	2.0 TDI	100		11.07	PR: 1KP				
	2.0 TDI	105		11.07	PR: 1KP				
	2.0 TDI	110		05.13	PR: 1KP				
	2.0 TDI	120		08.08	PR: 1KP				
	2.0 TDI	125		01.08	PR: 1KP				
	2.0 TDI	130		11.11	PR: 1KP				
	2.0 TDI	140		09.13	PR: 1KP				
	2.0 TDI quattro	110		05.13	PR: 1KP				
	2.0 TDI quattro	125		01.08	PR: 1KP				
	2.0 TDI quattro	130		11.11	PR: 1KP				
	2.0 TDI quattro	140		09.13	PR: 1KP				
	2.0 TFSI	132		06.08	PR: 1KP				
	2.0 TFSI	155		06.08	PR: 1KP				
	2.0 TFSI	162		05.13	PR: 1KP				
	2.0 TFSI	165		05.13	PR: 1KP				
	2.0 TFSI quattro	132		11.09	PR: 1KP				
	2.0 TFSI quattro	155		06.08	PR: 1KP				
	2.0 TFSI quattro	162		05.13	PR: 1KP				
	2.0 TFSI quattro	165		05.13	PR: 1KP				
	2.7 TDI	120		11.07	PR: 1KP				
	2.7 TDI	140		11.07	PR: 1KP				
	3.0 TDI	150		11.11	PR: 1KP				
	3.0 TDI quattro	155		06.08	PR: 1KP				
	3.0 TDI quattro	176		11.07	PR: 1KP				
	3.0 TDI quattro	180		11.11	PR: 1KP				
	3.0 TFSI quattro	200		02.12	PR: 1KP				
	3.2 FSI	195		09.08	PR: 1KP				
	3.2 FSI quattro	195		11.07	PR: 1KP				
	S4	245		11.10	PR: 1KE				

AUDI A4 (B8) Avant (08-)

	1.8 FSI	88		04.08	PR: 1LT,1LY	13.0460-7256.2	607256		24705 19,8 +/WK	ATE
	1.8 TFSI	118		04.08	PR: 1LT,1LY	13.0470-7256.2	LD7256		24705 19,8 +/WK	ATE
	1.8 TFSI	125		01.12	PR: 1LT,1LY					
	1.8 TFSI quattro	118		09.08	PR: 1LT,1LY					
	1.8 TFSI quattro	125		01.12	PR: 1LT,1LY					
	2.0 TDI	88		06.08	PR: 1LT,1LY					
	2.0 TDI	100		04.08	PR: 1LT,1LY					
	2.0 TDI	105		04.08	PR: 1LT,1LY					
	2.0 TDI	110		05.13	PR: 1LT,1LY					
	2.0 TDI	125		04.08	PR: 1LT,1LY					
	2.0 TDI	130		11.11	PR: 1LT,1LY					
	2.0 TDI	140		09.13	PR: 1LT,1LY					
	2.0 TDI quattro	105		04.08	PR: 1LT,1LY					
	2.0 TDI quattro	110		05.13	PR: 1LT,1LY					
	2.0 TDI quattro	125		08.08	PR: 1LT,1LY					
	2.0 TDI quattro	130		11.11	PR: 1LT,1LY					
	2.0 TDI quattro	140		09.13	PR: 1LT,1LY					
	2.0 TFSI	132		06.08	PR: 1LT,1LY					
	2.0 TFSI	155		04.08	PR: 1LT,1LY					
	2.0 TFSI	165		05.13	PR: 1LT,1LY					
	2.0 TFSI quattro	132		11.09	PR: 1LT,1LY					
	2.0 TFSI quattro	155		04.08	PR: 1LT,1LY					
	2.0 TFSI quattro	165		05.13	PR: 1LT,1LY					
	2.7 TDI	120		06.08	PR: 1LT,1LY					
	2.7 TDI	140		06.08	PR: 1LT,1LY					
	3.0 TDI	150		11.11	PR: 1LT,1LY					
	3.0 TDI quattro	155		06.08	PR: 1LT,1LY					
	3.0 TDI quattro	176		04.08	PR: 1LT,1LY					
	3.0 TDI quattro	180		11.11	PR: 1LT,1LY					
	3.0 TFSI quattro	200		02.12	PR: 1LT,1LY					
	3.2 FSI	195		09.08	PR: 1LT,1LY					
	3.2 FSI quattro	195		04.08	PR: 1LT,1LY					
	1.8 FSI	88		04.08	PR: 1LA,1LB,1LD	13.0460-2746.2	602746	Federmaß 44 mm ²⁾	24743 19,2 +/WK/S	LUC
	1.8 TFSI	118		04.08	PR: 1LA,1LB,1LD	13.0470-2746.2	LD2746	Federmaß 44 mm ²⁾	24743 19,2 +/WK/S	LUC
	1.8 TFSI	125		01.12	PR: 1LA,1LB,1LD					
	1.8 TFSI quattro	118		09.08	PR: 1LA,1LB,1LD					

¹⁾ electric parking brake / fr.di stazionamento elettrico / frein à main électrique / freno de mano eléctrico

²⁾ spring dimension 44 mm / dimensioni molla 44 mm / dimension de ressort 44 mm / medida de muelle 44 mm

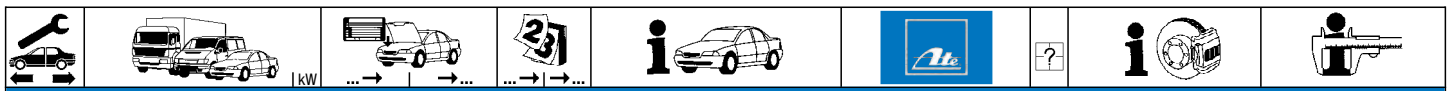


AUDI A4 (B8) Avant (08-)

	1.8 TFSI quattro 125		01.12	PR: 1LA,1LB,1LD	13.0460-2746.2	602746	Federmaß 44 mm ¹⁾	24743 19,2 +/WK/S	LUC
	2.0 TDI 88		06.08	PR: 1LA,1LB,1LD	13.0470-2746.2	LD2746	Federmaß 44 mm ¹⁾	24743 19,2 +/WK/S	LUC
	2.0 TDI 100		04.08	PR: 1LA,1LB,1LD					
	2.0 TDI 105		04.08	PR: 1LA,1LB,1LD					
	2.0 TDI 110		05.13	PR: 1LA,1LB,1LD					
	2.0 TDI 125		04.08	PR: 1LA,1LB,1LD					
	2.0 TDI 130		11.11	PR: 1LA,1LB,1LD					
	2.0 TDI 140		09.13	PR: 1LA,1LB,1LD					
	2.0 TDI quattro 105		04.08	PR: 1LA,1LB,1LD					
	2.0 TDI quattro 110		05.13	PR: 1LA,1LB,1LD					
	2.0 TDI quattro 125		08.08	PR: 1LA,1LB,1LD					
	2.0 TDI quattro 130		11.11	PR: 1LA,1LB,1LD					
	2.0 TDI quattro 140		09.13	PR: 1LA,1LB,1LD					
	2.0 TFSI 132		06.08	PR: 1LA,1LB,1LD					
	2.0 TFSI 155		04.08	PR: 1LA,1LB,1LD					
	2.0 TFSI 165		05.13	PR: 1LA,1LB,1LD					
	2.0 TFSI quattro 132		11.09	PR: 1LA,1LB,1LD					
	2.0 TFSI quattro 155		04.08	PR: 1LA,1LB,1LD					
	2.0 TFSI quattro 165		05.13	PR: 1LA,1LB,1LD					
	2.7 TDI 120		06.08	PR: 1LA,1LB,1LD					
	2.7 TDI 140		06.08	PR: 1LA,1LB,1LD					
	3.0 TDI 150		11.11	PR: 1LA,1LB,1LD					
	3.0 TDI quattro 155		06.08	PR: 1LA,1LB,1LD					
	3.0 TDI quattro 176		04.08	PR: 1LA,1LB,1LD					
	3.0 TDI quattro 180		11.11	PR: 1LA,1LB,1LD					
	3.0 TFSI quattro 200		02.12	PR: 1LA,1LB,1LD					
	3.2 FSI 195		09.08	PR: 1LA,1LB,1LD					
	3.2 FSI quattro 195		04.08	PR: 1LA,1LB,1LD					
	S4 245		07.11	PR: 1LJ,1ZT	13.0460-2746.2	602746	Federmaß 44 mm ¹⁾	24743 19,2 +/WK/S	LUC
	RS 4 331		05.12	PR: 1LW	24.8190-0017.2	620017		Warmkontakt L=388,3mm	
	1.8 FSI 88		04.08	PR: 1LT,1LY	24.0125-0184.1	425184		314 25,0 23,0 V L +S +B	
	1.8 TFSI 118		04.08	PR: 1LT,1LY					
	1.8 TFSI 125		01.12	PR: 1LT,1LY					
	1.8 TFSI quattro 118		09.08	PR: 1LT,1LY					
	1.8 TFSI quattro 125		01.12	PR: 1LT,1LY					
	2.0 TDI 88		06.08	PR: 1LT,1LY					
	2.0 TDI 100		04.08	PR: 1LT,1LY					
	2.0 TDI 105		04.08	PR: 1LT,1LY					
	2.0 TDI 110		05.13	PR: 1LT,1LY					
	2.0 TDI 125		04.08	PR: 1LT,1LY					
	2.0 TDI 130		11.11	PR: 1LT,1LY					
	2.0 TDI 140		09.13	PR: 1LT,1LY					
	2.0 TDI quattro 105		04.08	PR: 1LT,1LY					
	2.0 TDI quattro 110		05.13	PR: 1LT,1LY					
	2.0 TDI quattro 125		08.08	PR: 1LT,1LY					
	2.0 TDI quattro 130		11.11	PR: 1LT,1LY					
	2.0 TDI quattro 140		09.13	PR: 1LT,1LY					
	2.0 TFSI 132		06.08	PR: 1LT,1LY					
	2.0 TFSI 155		04.08	PR: 1LT,1LY					
	2.0 TFSI 165		05.13	PR: 1LT,1LY					
	2.0 TFSI quattro 132		11.09	PR: 1LT,1LY					
	2.0 TFSI quattro 155		04.08	PR: 1LT,1LY					
	2.0 TFSI quattro 165		05.13	PR: 1LT,1LY					
	2.7 TDI 120		06.08	PR: 1LT,1LY					
	2.7 TDI 140		06.08	PR: 1LT,1LY					
	3.0 TDI 150		11.11	PR: 1LT,1LY					
	3.0 TDI quattro 155		06.08	PR: 1LT,1LY					
	3.0 TDI quattro 176		04.08	PR: 1LT,1LY					
	3.0 TDI quattro 180		11.11	PR: 1LT,1LY					
	3.0 TFSI quattro 200		02.12	PR: 1LT,1LY					
	3.2 FSI 195		09.08	PR: 1LT,1LY					
	3.2 FSI quattro 195		04.08	PR: 1LT,1LY					
	1.8 FSI 88		04.08	06.11 PR: 1LA	24.0130-0193.1	430193		320 30,0 28,0 V L +S +B	
	1.8 TFSI 118		04.08	06.11 PR: 1LA	24.0330-0193.1	530193		320 30,0 28,0 V L +S +B PD	
	1.8 TFSI quattro 118		09.08	06.11 PR: 1LA					
	2.0 TDI 88		06.08	06.11 PR: 1LA					
	2.0 TDI 100		04.08	06.11 PR: 1LA					
	2.0 TDI 105		04.08	06.11 PR: 1LA					
	2.0 TDI 125		04.08	06.11 PR: 1LA					
	2.0 TDI quattro 105		04.08	06.11 PR: 1LA					
	2.0 TDI quattro 125		08.08	06.11 PR: 1LA					
	2.0 TFSI 132		06.08	06.11 PR: 1LA					
	2.0 TFSI 155		04.08	06.11 PR: 1LA					
	2.0 TFSI quattro 132		11.09	06.11 PR: 1LA					
	2.0 TFSI quattro 155		04.08	06.11 PR: 1LA					
	2.7 TDI 120		06.08	06.11 PR: 1LA					
	2.7 TDI 140		06.08	06.11 PR: 1LA					
	3.0 TDI quattro 155		06.08	06.11 PR: 1LA					
	3.0 TDI quattro 176		04.08	06.11 PR: 1LA					
	3.2 FSI 195		09.08	06.11 PR: 1LA					
	3.2 FSI quattro 195		04.08	06.11 PR: 1LA					
	1.8 FSI 88		07.11	PR: 1LA,1LB	24.0130-0221.1	430221		320 30,0 28,0 V L +S +B	
	1.8 TFSI 118		07.11	PR: 1LA,1LB					
	1.8 TFSI 125		01.12	PR: 1LA,1LB					
	1.8 TFSI quattro 118		07.11	PR: 1LA,1LB					
	1.8 TFSI quattro 125		01.12	PR: 1LA,1LB					
	2.0 TDI 88		07.11	PR: 1LA,1LB					

¹⁾ spring dimension 44 mm / dimensioni molla 44 mm / dimension de ressort 44 mm / medida de muelle 44 mm







AUDI A4 (B8) Avant (08-)

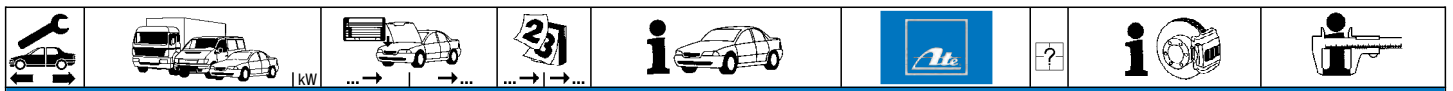
	2.0 TDI 100		07.11	PR: 1LA,1LB	24.0130-0221.1	430221		320 30,0 28,0 VL +S +B
	2.0 TDI 105		07.11	PR: 1LA,1LB				
	2.0 TDI 110		05.13	PR: 1LA,1LB				
	2.0 TDI 125		07.11	PR: 1LA,1LB				
	2.0 TDI 130		11.11	PR: 1LA,1LB				
	2.0 TDI 140		09.13	PR: 1LA,1LB				
	2.0 TDI quattro 105		07.11	PR: 1LA,1LB				
	2.0 TDI quattro 110		05.13	PR: 1LA,1LB				
	2.0 TDI quattro 125		07.11	PR: 1LA,1LB				
	2.0 TDI quattro 130		11.11	PR: 1LA,1LB				
	2.0 TDI quattro 140		09.13	PR: 1LA,1LB				
	2.0 TFSI 132		07.11	PR: 1LA,1LB				
	2.0 TFSI 155		07.11	PR: 1LA,1LB				
	2.0 TFSI 165		05.13	PR: 1LA,1LB				
	2.0 TFSI quattro 132		07.11	PR: 1LA,1LB				
	2.0 TFSI quattro 155		07.11	PR: 1LA,1LB				
	2.0 TFSI quattro 165		05.13	PR: 1LA,1LB				
	2.7 TDI 120		07.11	PR: 1LA,1LB				
	2.7 TDI 140		07.11	PR: 1LA,1LB				
	3.0 TDI 150		11.11	PR: 1LA,1LB				
	3.0 TDI quattro 155		07.11	PR: 1LA,1LB				
	3.0 TDI quattro 176		07.11	PR: 1LA,1LB				
	3.0 TDI quattro 180		11.11	PR: 1LA,1LB				
	3.0 TFSI quattro 200		02.12	PR: 1LA,1LB				
	3.2 FSI 195		07.11	PR: 1LA,1LB				
	3.2 FSI quattro 195		07.11	PR: 1LA,1LB				
	S4 245		11.08	06.11 PR: 1LJ	24.0129-0102.1	429102		345 29,5 28,0 VL +S +B
	S4 245		07.11	PR: 1LJ	24.0130-0222.1	430222		345 30,0 28,0 VL +S +B
	1.8 FSI 88		04.08	PR: 1LD	24.0130-0222.1	430222		345 30,0 28,0 VL +S +B
	1.8 TFSI 118		04.08	PR: 1LD				
	1.8 TFSI 125		01.12	PR: 1LD				
	1.8 TFSI quattro 118		09.08	PR: 1LD				
	1.8 TFSI quattro 125		01.12	PR: 1LD				
	2.0 TDI 88		06.08	PR: 1LD				
	2.0 TDI 100		04.08	PR: 1LD				
	2.0 TDI 105		04.08	PR: 1LD				
	2.0 TDI 110		05.13	PR: 1LD				
	2.0 TDI 125		04.08	PR: 1LD				
	2.0 TDI 130		11.11	PR: 1LD				
	2.0 TDI 140		09.13	PR: 1LD				
	2.0 TDI quattro 105		04.08	PR: 1LD				
	2.0 TDI quattro 110		05.13	PR: 1LD				
	2.0 TDI quattro 125		08.08	PR: 1LD				
	2.0 TDI quattro 130		11.11	PR: 1LD				
	2.0 TDI quattro 140		09.13	PR: 1LD				
	2.0 TFSI 132		06.08	PR: 1LD				
	2.0 TFSI 155		04.08	PR: 1LD				
	2.0 TFSI 165		05.13	PR: 1LD				
	2.0 TFSI quattro 132		11.09	PR: 1LD				
	2.0 TFSI quattro 155		04.08	PR: 1LD				
	2.0 TFSI quattro 165		05.13	PR: 1LD				
	2.7 TDI 120		06.08	PR: 1LD				
	2.7 TDI 140		06.08	PR: 1LD				
	3.0 TDI 150		11.11	PR: 1LD				
	3.0 TDI quattro 155		06.08	PR: 1LD				
	3.0 TDI quattro 176		04.08	PR: 1LD				
	3.0 TDI quattro 180		11.11	PR: 1LD				
	3.0 TFSI quattro 200		02.12	PR: 1LD				
	3.2 FSI 195		09.08	PR: 1LD				
	3.2 FSI quattro 195		04.08	PR: 1LD				
	S4 245		11.08	PR: 12T				
	1.8 FSI 88		04.08	PR: 1KW,2EH	13.0460-2747.2	602747	elektrische Feststellbremse ¹⁾	24606 17,4 +/Zub/S LUC
	1.8 TFSI 118		04.08	PR: 1KW,2EH	13.0470-2747.2	LD2747	elektrische Feststellbremse ¹⁾	24606 17,4 +/Zub/S LUC
	1.8 TFSI 125		01.12	PR: 1KW,2EH				
	1.8 TFSI quattro 118		09.08	PR: 1KW,2EH				
	1.8 TFSI quattro 125		01.12	PR: 1KW,2EH				
	2.0 TDI 88		06.08	PR: 1KW,2EH				
	2.0 TDI 100		04.08	PR: 1KW,2EH				
	2.0 TDI 105		04.08	PR: 1KW,2EH				
	2.0 TDI 110		05.13	PR: 1KW,2EH				
	2.0 TDI 125		04.08	PR: 1KW,2EH				
	2.0 TDI 130		11.11	PR: 1KW,2EH				
	2.0 TDI 140		09.13	PR: 1KW,2EH				
	2.0 TDI quattro 105		04.08	PR: 1KW,2EH				
	2.0 TDI quattro 110		05.13	PR: 1KW,2EH				
	2.0 TDI quattro 125		08.08	PR: 1KW,2EH				
	2.0 TDI quattro 130		11.11	PR: 1KW,2EH				
	2.0 TDI quattro 140		09.13	PR: 1KW,2EH				
	2.0 TFSI 132		06.08	PR: 1KW,2EH				
	2.0 TFSI 155		04.08	PR: 1KW,2EH				
	2.0 TFSI 165		05.13	PR: 1KW,2EH				
	2.0 TFSI quattro 132		11.09	PR: 1KW,2EH				
	2.0 TFSI quattro 155		04.08	PR: 1KW,2EH				
	2.0 TFSI quattro 165		05.13	PR: 1KW,2EH				
	2.7 TDI 120		06.08	PR: 1KW,2EH				
	2.7 TDI 140		06.08	PR: 1KW,2EH				
	3.0 TDI 150		11.11	PR: 1KW,2EH				

¹⁾ electric parking brake / fr.di stazionamento elettrico / frein à main électrique / freno de mano eléctrico



AUDI A4 (B8) Avant (08-)									
	3.0 TDI quattro	155	06.08	PR: 1KW,2EH	13.0460-2747.2	602747	elektrische Feststellbremse ¹⁾	24606 17,4 +/Zub/S	LUC
	3.0 TDI quattro	176	04.08	PR: 1KW,2EH	13.0470-2747.2	LD2747	elektrische Feststellbremse ¹⁾	24606 17,4 +/Zub/S	LUC
	3.0 TDI quattro	180	11.11	PR: 1KW,2EH					
	3.0 TFSI quattro	200	02.12	PR: 1KW,2EH					
	3.2 FSI	195	09.08	PR: 1KW,2EH					
	3.2 FSI quattro	195	04.08	PR: 1KW,2EH					
	S4	245	11.08	PR: 1KE	13.0460-2748.2	602748	elektrische Feststellbremse ¹⁾	24606 17,4 +/Zub/S	LUC
					13.0470-2748.2	LD2748	elektrische Feststellbremse ¹⁾	24606 17,4 +/Zub/S	LUC
	1.8 FSI	88	04.08	PR: 1KP	13.0460-2748.2	602748	elektrische Feststellbremse ¹⁾	24606 17,4 +/Zub/S	LUC
	1.8 TFSI	118	04.08	PR: 1KP	13.0470-2748.2	LD2748	elektrische Feststellbremse ¹⁾	24606 17,4 +/Zub/S	LUC
	1.8 TFSI	125	01.12	PR: 1KP					
	1.8 TFSI quattro	118	09.08	PR: 1KP					
	1.8 TFSI quattro	125	01.12	PR: 1KP					
	2.0 TDI	88	06.08	PR: 1KP					
	2.0 TDI	100	04.08	PR: 1KP					
	2.0 TDI	105	04.08	PR: 1KP					
	2.0 TDI	110	05.13	PR: 1KP					
	2.0 TDI	125	04.08	PR: 1KP					
	2.0 TDI	130	11.11	PR: 1KP					
	2.0 TDI	140	09.13	PR: 1KP					
	2.0 TDI quattro	105	04.08	PR: 1KP					
	2.0 TDI quattro	110	05.13	PR: 1KP					
	2.0 TDI quattro	125	08.08	PR: 1KP					
	2.0 TDI quattro	130	11.11	PR: 1KP					
2.0 TDI quattro	140	09.13	PR: 1KP						
2.0 TDI quattro	140	09.13	PR: 1KP						
2.0 TFSI	132	06.08	PR: 1KP						
2.0 TFSI	155	04.08	PR: 1KP						
2.0 TFSI	165	05.13	PR: 1KP						
2.0 TFSI quattro	132	11.09	PR: 1KP						
2.0 TFSI quattro	155	04.08	PR: 1KP						
2.7 TDI	120	06.08	PR: 1KP						
2.7 TDI	140	06.08	PR: 1KP						
3.0 TDI	150	11.11	PR: 1KP						
3.0 TDI quattro	155	06.08	PR: 1KP						
3.0 TDI quattro	176	04.08	PR: 1KP						
3.0 TDI quattro	180	11.11	PR: 1KP						
3.0 TFSI quattro	200	02.12	PR: 1KP						
3.2 FSI	195	09.08	PR: 1KP						
3.2 FSI quattro	195	04.08	PR: 1KP						
RS 4	331	05.12		13.0460-2770.2	602770	elektrische Feststellbremse ¹⁾	25214 17,4 +/WK/Zub/S	LUC	
				13.0470-2770.2	LD2770	elektrische Feststellbremse ¹⁾	25214 17,4 +/WK/Zub/S	LUC	
	1.8 FSI	88	04.08	PR: 1KW,2EH	24.0112-0178.1	412178	elektrische Feststellbremse ¹⁾	300 12,0 10,0 +S +B	
	1.8 TFSI	118	04.08	PR: 1KW,2EH	24.0312-0178.1	512178	elektrische Feststellbremse ¹⁾	300 12,0 10,0 +S +B	PD
	1.8 TFSI	125	01.12	PR: 1KW,2EH					
	1.8 TFSI quattro	118	09.08	PR: 1KW,2EH					
	1.8 TFSI quattro	125	01.12	PR: 1KW,2EH					
	2.0 TDI	88	06.08	PR: 1KW,2EH					
	2.0 TDI	100	04.08	PR: 1KW,2EH					
	2.0 TDI	105	04.08	PR: 1KW,2EH					
	2.0 TDI	110	05.13	PR: 1KW,2EH					
	2.0 TDI	125	04.08	PR: 1KW,2EH					
	2.0 TDI	130	11.11	PR: 1KW,2EH					
	2.0 TDI	140	09.13	PR: 1KW,2EH					
	2.0 TDI quattro	105	04.08	PR: 1KW,2EH					
	2.0 TDI quattro	110	05.13	PR: 1KW,2EH					
	2.0 TDI quattro	125	08.08	PR: 1KW,2EH					
	2.0 TDI quattro	130	11.11	PR: 1KW,2EH					
	2.0 TDI quattro	140	09.13	PR: 1KW,2EH					
	2.0 TFSI	132	06.08	PR: 1KW,2EH					
	2.0 TFSI	155	04.08	PR: 1KW,2EH					
	2.0 TFSI	165	05.13	PR: 1KW,2EH					
	2.0 TFSI quattro	132	11.09	PR: 1KW,2EH					
	2.0 TFSI quattro	155	04.08	PR: 1KW,2EH					
	2.0 TFSI quattro	165	05.13	PR: 1KW,2EH					
	2.7 TDI	120	06.08	PR: 1KW,2EH					
	2.7 TDI	140	06.08	PR: 1KW,2EH					
	3.0 TDI	150	11.11	PR: 1KW,2EH					
	3.0 TDI quattro	155	06.08	PR: 1KW,2EH					
	3.0 TDI quattro	176	04.08	PR: 1KW,2EH					
	3.0 TDI quattro	180	11.11	PR: 1KW,2EH					
	3.0 TFSI quattro	200	02.12	PR: 1KW,2EH					
	3.2 FSI	195	09.08	PR: 1KW,2EH					
	3.2 FSI quattro	195	04.08	PR: 1KW,2EH					
S4	245	11.08	PR: 1KE	24.0122-0250.1	422250	elektrische Feststellbremse ¹⁾	330 22,0 20,0 V L +S +B		
1.8 FSI	88	04.08	PR: 1KP	24.0122-0272.1	422272	elektrische Feststellbremse ¹⁾	330 21,9 20,0 V L +S +B		
1.8 TFSI	118	04.08	PR: 1KP						
1.8 TFSI	125	01.12	PR: 1KP						
1.8 TFSI quattro	118	09.08	PR: 1KP						
1.8 TFSI quattro	125	01.12	PR: 1KP						
2.0 TDI	88	06.08	PR: 1KP						
2.0 TDI	100	04.08	PR: 1KP						
2.0 TDI	105	04.08	PR: 1KP						
2.0 TDI	110	05.13	PR: 1KP						
2.0 TDI	125	04.08	PR: 1KP						
2.0 TDI	130	11.11	PR: 1KP						
2.0 TDI	140	09.13	PR: 1KP						

¹⁾ electric parking brake / fr.di stazionamento elettrico / frein à main électrique / freno de mano eléctrico



AUDI A4 (B8) Avant (08-)

	2.0 TDI quattro	105		04.08	PR: 1KP	24.0122-0272.1	422272	elektrische Feststellbremse ¹⁾	330 21,9 20,0 V L +S +B
	2.0 TDI quattro	110		05.13	PR: 1KP				
	2.0 TDI quattro	125		08.08	PR: 1KP				
	2.0 TDI quattro	130		11.11	PR: 1KP				
	2.0 TDI quattro	140		09.13	PR: 1KP				
	2.0 TFSI	132		06.08	PR: 1KP				
	2.0 TFSI	155		04.08	PR: 1KP				
	2.0 TFSI	165		05.13	PR: 1KP				
	2.0 TFSI quattro	132		11.09	PR: 1KP				
	2.0 TFSI quattro	155		04.08	PR: 1KP				
	2.0 TFSI quattro	165		05.13	PR: 1KP				
	2.7 TDI	120		06.08	PR: 1KP				
	2.7 TDI	140		06.08	PR: 1KP				
	3.0 TDI	150		11.11	PR: 1KP				
	3.0 TDI quattro	155		06.08	PR: 1KP				
	3.0 TDI quattro	176		04.08	PR: 1KP				
	3.0 TDI quattro	180		11.11	PR: 1KP				
	3.0 TFSI quattro	200		02.12	PR: 1KP				
	3.2 FSI	195		09.08	PR: 1KP				
	3.2 FSI quattro	195		04.08	PR: 1KP				

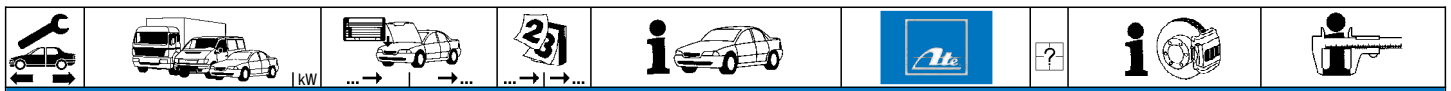
AUDI A4 Allroad (09-)

	2.0 TDI quattro	105		09.09	PR: 1LT	13.0460-7256.2	607256		24705 19,8 +/WK	ATE
	2.0 TDI quattro	110		05.13	PR: 1LT	13.0470-7256.2	LD7256		24705 19,8 +/WK	ATE
	2.0 TDI quattro	120		04.09	PR: 1LT					
	2.0 TDI quattro	125		02.09	PR: 1LT					
	2.0 TDI quattro	130		01.12	PR: 1LT					
	2.0 TDI quattro	140		09.13	PR: 1LT					
	2.0 TFSI quattro	155		04.09	PR: 1LT					
	2.0 TFSI quattro	162		05.13	PR: 1LT					
	2.0 TFSI quattro	165		04.13	PR: 1LT					
	3.0 TDI quattro	176		04.09	PR: 1LT					
	3.0 TDI quattro	180		01.12	PR: 1LT					
	2.0 TDI quattro	105		09.09	PR: 1LA	13.0460-2746.2	602746	Federmaß 44 mm ²⁾	24743 19,2 +/WK/S	LUC
	2.0 TDI quattro	110		05.13	PR: 1LA	13.0470-2746.2	LD2746	Federmaß 44 mm ²⁾	24743 19,2 +/WK/S	LUC
	2.0 TDI quattro	120		04.09	PR: 1LA					
	2.0 TDI quattro	125		02.09	PR: 1LA					
	2.0 TDI quattro	130		01.12	PR: 1LA					
	2.0 TDI quattro	140		09.13	PR: 1LA					
	2.0 TFSI quattro	155		04.09	PR: 1LA					
	2.0 TFSI quattro	162		05.13	PR: 1LA					
	2.0 TFSI quattro	165		04.13	PR: 1LA					
	3.0 TDI quattro	176		04.09	PR: 1LA					
	3.0 TDI quattro	180		01.12	PR: 1LA					
	2.0 TDI quattro	105		09.09	PR: 1LT	24.0125-0184.1	425184		314 25,0 23,0 V L +S +B	
	2.0 TDI quattro	110		05.13	PR: 1LT					
	2.0 TDI quattro	120		04.09	PR: 1LT					
	2.0 TDI quattro	125		02.09	PR: 1LT					
	2.0 TDI quattro	130		01.12	PR: 1LT					
	2.0 TDI quattro	140		09.13	PR: 1LT					
	2.0 TFSI quattro	155		04.09	PR: 1LT					
	2.0 TFSI quattro	162		05.13	PR: 1LT					
	2.0 TFSI quattro	165		04.13	PR: 1LT					
	3.0 TDI quattro	176		04.09	PR: 1LT					
	3.0 TDI quattro	180		01.12	PR: 1LT					
	2.0 TDI quattro	105		09.09	06.11	PR: 1LA	24.0130-0193.1	430193	320 30,0 28,0 V L +S +B	
	2.0 TDI quattro	120		04.09	06.11	PR: 1LA	24.0330-0193.1	530193	320 30,0 28,0 V L +S +B PD	
	2.0 TDI quattro	125		02.09	06.11	PR: 1LA				
	2.0 TFSI quattro	155		04.09	06.11	PR: 1LA				
	3.0 TDI quattro	176		04.09	06.11	PR: 1LA				
	2.0 TDI quattro	105		07.11	PR: 1LA	24.0130-0221.1	430221		320 30,0 28,0 V L +S +B	
	2.0 TDI quattro	110		05.13	PR: 1LA					
	2.0 TDI quattro	120		07.11	PR: 1LA					
	2.0 TDI quattro	125		07.11	PR: 1LA					
	2.0 TDI quattro	130		01.12	PR: 1LA					
	2.0 TDI quattro	140		09.13	PR: 1LA					
	2.0 TFSI quattro	155		07.11	PR: 1LA					
	2.0 TFSI quattro	162		05.13	PR: 1LA					
	2.0 TFSI quattro	165		04.13	PR: 1LA					
	3.0 TDI quattro	176		07.11	PR: 1LA					
	3.0 TDI quattro	180		01.12	PR: 1LA					
	2.0 TDI quattro	105		09.09	PR: 1KW,GP0,GP1,GP2	13.0460-2747.2	602747		24606 17,4 +/Zub/S	LUC
	2.0 TDI quattro	110		05.13	PR: 1KW,GP0,GP1,GP2	13.0470-2747.2	LD2747		24606 17,4 +/Zub/S	LUC
	2.0 TDI quattro	120		04.09	PR: 1KW,GP0,GP1,GP2					
	2.0 TDI quattro	125		02.09	PR: 1KW,GP0,GP1,GP2					
	2.0 TDI quattro	130		01.12	PR: 1KW,GP0,GP1,GP2					
	2.0 TDI quattro	140		09.13	PR: 1KW,GP0,GP1,GP2					
	2.0 TFSI quattro	155		04.09	PR: 1KW,GP0,GP1,GP2					
	2.0 TFSI quattro	162		05.13	PR: 1KW,GP0,GP1,GP2					
	2.0 TFSI quattro	165		04.13	PR: 1KW,GP0,GP1,GP2					
	3.0 TDI quattro	176		04.09	PR: 1KW,GP0,GP1,GP2					
	3.0 TDI quattro	180		01.12	PR: 1KW,GP0,GP1,GP2					
	2.0 TDI quattro	105		09.09	PR: 1KW,GP0,GP1,GP2	24.0112-0178.1	412178		300 12,0 10,0 +S +B	
	2.0 TDI quattro	110		05.13	PR: 1KW,GP0,GP1,GP2	24.0312-0178.1	512178		300 12,0 10,0 +S +B PD	
	2.0 TDI quattro	120		04.09	PR: 1KW,GP0,GP1,GP2					
	2.0 TDI quattro	125		02.09	PR: 1KW,GP0,GP1,GP2					
	2.0 TDI quattro	130		01.12	PR: 1KW,GP0,GP1,GP2					

¹⁾ electric parking brake / fr.d. stazionamento elettrico / frein à main électrique / freno de mano eléctrico

²⁾ spring dimension 44 mm / dimensioni molla 44 mm / dimension de ressort 44 mm / medida de muelle 44 mm









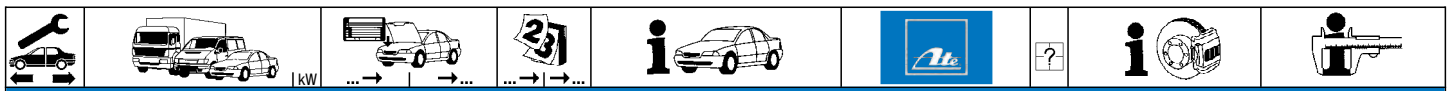
AUDI A4 Allroad (09-)										
	2.0 TDI quattro	140		09.13	PR: 1KW,GP0,GP1,GP2	24.0112-0178.1	412178			300 12,0 10,0 +S +B
	2.0 TFSI quattro	155		04.09	PR: 1KW,GP0,GP1,GP2	24.0312-0178.1	512178			300 12,0 10,0 +S +B PD
	2.0 TFSI quattro	162		05.13	PR: 1KW,GP0,GP1,GP2					
	2.0 TFSI quattro	165		04.13	PR: 1KW,GP0,GP1,GP2					
	3.0 TDI quattro	176		04.09	PR: 1KW,GP0,GP1,GP2					
	3.0 TDI quattro	180		01.12	PR: 1KW,GP0,GP1,GP2					

AUDI A4 Cabrio (02-08)

	1.8 T	120		04.02	11.08 PR: 1LB,1LE,1LF,1LT	13.0460-7110.2	607110			23018 20,3 +/WK	ATE
	1.8 T quattro	120		05.03	11.08 PR: 1LB,1LE,1LF,1LT	13.0470-7110.2	LD7110			23018 20,3 +/WK	ATE
	2.0	96		05.04	11.08 PR: 1LB,1LE,1LF,1LT						
	2.0 TDI			10.05	11.08 PR: 1LB,1LE,1LF,1LT						
	2.0 TFSI	147		01.06	11.08 PR: 1LB,1LE,1LF,1LT						
	2.0 TFSI quattro	147		11.05	11.08 PR: 1LB,1LE,1LF,1LT						
	2.4	120		04.02	11.08 PR: 1LB,1LE,1LF,1LT						
	2.4	125		04.02	11.08 PR: 1LB,1LE,1LF,1LT						
	2.5 TDI	120		08.02	11.08 PR: 1LB,1LE,1LF,1LT						
	2.7 TDI	132		06.06	11.08 PR: 1LB,1LE,1LF,1LT						
	3.0	162		04.02	11.08 PR: 1LB,1LE,1LF,1LT						
	3.0 quattro	162		05.03	11.08 PR: 1LB,1LE,1LF,1LT						
	3.0 TDI quattro	150		01.06	11.08 PR: 1LB,1LE,1LF,1LT						
	3.0 TDI quattro	171		10.05	11.08 PR: 1LB,1LE,1LF,1LT						
	3.2 FSI	188		10.05	11.08 PR: 1LB,1LE,1LF,1LT						
	3.2 FSI quattro	188		10.05	11.08 PR: 1LB,1LE,1LF,1LT						
	1.8 T	120		04.02	11.08 PR: 1LA	13.0460-7201.2	607201			23763 20,3 +/WK	ATE
	1.8 T quattro	120		05.03	11.08 PR: 1LA	13.0470-7201.2	LD7201			23763 20,3 +/WK	ATE
	2.0	96		05.04	11.08 PR: 1LA						
	2.0 TDI			10.05	11.08 PR: 1LA						
	2.0 TFSI	147		01.06	11.08 PR: 1LA						
	2.0 TFSI quattro	147		11.05	11.08 PR: 1LA						
	2.4	120		04.02	11.08 PR: 1LA						
	2.4	125		04.02	11.08 PR: 1LA						
	2.5 TDI	120		08.02	11.08 PR: 1LA						
	2.7 TDI	132		06.06	11.08 PR: 1LA						
	3.0	162		04.02	11.08 PR: 1LA						
	3.0 quattro	162		05.03	11.08 PR: 1LA						
	3.0 TDI quattro	150		01.06	11.08 PR: 1LA						
	3.0 TDI quattro	171		10.05	11.08 PR: 1LA						
	3.2 FSI	188		10.05	11.08 PR: 1LA						
	3.2 FSI quattro	188		10.05	11.08 PR: 1LA						
	S4	253		02.04	11.08	13.0460-7201.2	607201			23763 20,3 +/WK	ATE
	RS 4	309		05.06	11.08 PR: 1LU	24.8190-0017.2	620017	2		Warnkontakt L=388,3mm	
	1.8 T	120		04.02	11.08 PR: 1LB,1LE	24.0125-0105.1	425105			288 25,0 23,0 V L +B	
	1.8 T quattro	120		05.03	11.08 PR: 1LB,1LE	24.0325-0105.1	525105			288 25,0 23,0 V L +B PD	
	2.0	96		05.04	11.08 PR: 1LB,1LE						
	2.0 TDI			10.05	11.08 PR: 1LB,1LE						
	2.4	120		04.02	11.08 PR: 1LB,1LE						
	2.4	125		04.02	11.08 PR: 1LB,1LE						
	2.5 TDI	120		08.02	11.08 PR: 1LB,1LE						
	2.0 TFSI	147		01.06	11.08 PR: 1LB,1LE	24.0125-0105.1	425105			288 25,0 23,0 V L +B	
	2.0 TFSI quattro	147		11.05	11.08 PR: 1LB,1LE						
	2.7 TDI	132		06.06	11.08 PR: 1LB,1LE						
	3.0	162		04.02	11.08 PR: 1LB,1LE						
	3.0 quattro	162		05.03	11.08 PR: 1LB,1LE						
	3.0 TDI quattro	150		01.06	11.08 PR: 1LB,1LE						
	3.0 TDI quattro	171		10.05	11.08 PR: 1LB,1LE						
	3.2 FSI	188		10.05	11.08 PR: 1LB,1LE						
	3.2 FSI quattro	188		10.05	11.08 PR: 1LB,1LE						
	1.8 T	120		04.02	11.08 PR: 1LF,1LT	24.0125-0137.1	425137			312 25,0 23,0 V L +B	
	1.8 T quattro	120		05.03	11.08 PR: 1LF,1LT	24.0325-0137.1	525137			312 25,0 23,0 V L +B PD	
	2.0	96		05.04	11.08 PR: 1LF,1LT						
	2.0 TDI			10.05	11.08 PR: 1LF,1LT						
	2.4	120		04.02	11.08 PR: 1LF,1LT						
	2.4	125		04.02	11.08 PR: 1LF,1LT						
	2.5 TDI	120		08.02	11.08 PR: 1LF,1LT						
	2.0 TFSI	147		01.06	11.08 PR: 1LF,1LT	24.0125-0137.1	425137			312 25,0 23,0 V L +B	
	2.0 TFSI quattro	147		11.05	11.08 PR: 1LF,1LT	24.0325-0137.1	525137			312 25,0 23,0 V L +B PD	
	2.7 TDI	132		06.06	11.08 PR: 1LF,1LT						
	3.0	162		04.02	11.08 PR: 1LF,1LT						
	3.0 quattro	162		05.03	11.08 PR: 1LF,1LT						
	3.0 TDI quattro	150		01.06	11.08 PR: 1LF,1LT						
	3.0 TDI quattro	171		10.05	11.08 PR: 1LF,1LT						
	3.2 FSI	188		10.05	11.08 PR: 1LF,1LT						
	3.2 FSI quattro	188		10.05	11.08 PR: 1LF,1LT						
	1.8 T	120		04.02	11.08 PR: 1LA	24.0130-0113.1	430113			320 30,0 28,0 V L +B	
	1.8 T quattro	120		05.03	11.08 PR: 1LA	24.0330-0113.1	530113			320 30,0 28,0 V L +B PD	
	2.0	96		05.04	11.08 PR: 1LA						
	2.0 TDI			10.05	11.08 PR: 1LA						
	2.0 TFSI	147		01.06	11.08 PR: 1LA						
	2.0 TFSI quattro	147		11.05	11.08 PR: 1LA						
	2.4	120		04.02	11.08 PR: 1LA						
	2.4	125		04.02	11.08 PR: 1LA						
	2.5 TDI	120		08.02	11.08 PR: 1LA						
	2.7 TDI	132		06.06	11.08 PR: 1LA						
	3.0	162		04.02	11.08 PR: 1LA						
	3.0 quattro	162		05.03	11.08 PR: 1LA						



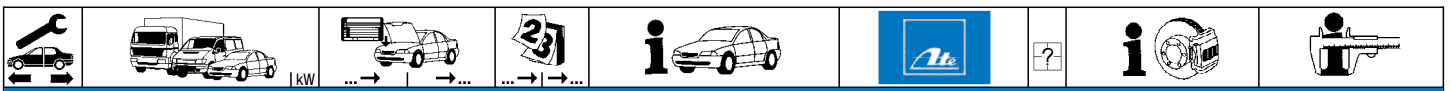
AUDI A4 Cabrio (02-08)													
	3.0 TDI quattro	150		01.06	11.08	PR: 1LA		24.0130-0113.1	430113			320 30,0 28,0 V L +B	
	3.0 TDI quattro	171		10.05	11.08	PR: 1LA		24.0330-0113.1	530113			320 30,0 28,0 V L +B PD	
	3.2 FSI	188		10.05	11.08	PR: 1LA							
	3.2 FSI quattro	188		10.05	11.08	PR: 1LA							
	S4	253		02.04	11.08			24.0130-0119.1	430119			345 30,0 28,0 V L +B	
	1.8 T	120		04.02	11.08	PR: 1KD,1KP		13.0460-2886.2	602886			20961 16,2 /S	LUC
	1.8 T quattro	120		05.03	11.08	PR: 1KD,1KP		13.0470-2886.2	LD2886			20961 16,2 /S	LUC
	2.0	96		05.04	11.08	PR: 1KD,1KP							
	2.0 TDI			10.05	11.08	PR: 1KD,1KP							
	2.0 TFSI	147		01.06	11.08	PR: 1KD,1KP							
	2.0 TFSI quattro	147		11.05	11.08	PR: 1KD,1KP							
	2.4	120		04.02	12.05	PR: 1KD,1KP							
	2.4	125		04.02	12.05	PR: 1KD,1KP							
	2.5 TDI	120		08.02	12.05	PR: 1KD,1KP							
	3.0	162		04.02	12.05	PR: 1KD,1KP							
	3.0 quattro	162		05.03	12.05	PR: 1KD,1KP							
	1.8 T	120	8E-5-400001		11.08	PR: 1KW		13.0460-2880.2	602880			23914 17,1 /WE/Zub/S	LUC
	1.8 T quattro	120	8E-5-400001		11.08	PR: 1KW		13.0470-2880.2	LD2880			23914 17,1 /WE/Zub/S	LUC
	2.0	96	8E-5-400001		11.08	PR: 1KW		13.0460-0259.2	610259			Belagsatz-Zubehör	
	2.0 TDI		8E-5-400001		11.08	PR: 1KW							
	2.0 TFSI	147	8E-5-400001		11.08	PR: 1KW							
	2.0 TFSI quattro	147	8E-5-400001		11.08	PR: 1KW							
	2.4	120	8E-5-400001		11.08	PR: 1KW							
	2.4	125	8E-5-400001		11.08	PR: 1KW							
	2.5 TDI	120	8E-5-400001		11.08	PR: 1KW							
	2.7 TDI	132	8E-5-400001		11.08	PR: 1KW							
	3.0	162	8E-5-400001		11.08	PR: 1KW							
	3.0 quattro	162	8E-5-400001		11.08	PR: 1KW							
	3.0 TDI quattro	150		01.06	11.08	PR: 1KW							
	3.0 TDI quattro	171	8E-5-400001		11.08	PR: 1KW							
	3.2 FSI	188	8E-5-400001		11.08	PR: 1KW							
	3.2 FSI quattro	188	8E-5-400001		11.08	PR: 1KW							
	S4	253		02.04	11.08			13.0460-2888.2	602888			23326 17,4 /WE/S	LUC
								13.0470-2888.2	LD2888			23326 17,4 /WE/S	LUC
								13.0460-0023.2	610023			Belagsatz-Zubehör	
	RS 4	309		05.06	11.08			13.0460-0023.2	610023			Belagsatz-Zubehör	
	1.8 T	120		04.02	11.08	PR: 1KD		24.0110-0261.1	410261			245 10,0 8,0 +B	
	1.8 T quattro	120		05.03	11.08	PR: 1KD		24.0310-0261.1	510261			245 10,0 8,0 +B PD	
	2.0	96		05.04	11.08	PR: 1KD							
	2.0 TDI			10.05	11.08	PR: 1KD							
	2.0 TFSI	147		01.06	11.08	PR: 1KD							
	2.0 TFSI quattro	147		11.05	11.08	PR: 1KD							
	1.8 T	120		04.02	11.08	PR: 1KP		24.0112-0148.1	412148			255 12,0 10,0 +B	
	1.8 T quattro	120		05.03	11.08	PR: 1KP		24.0312-0148.1	512148			255 12,0 10,0 +B PD	
	2.0	96		05.04	11.08	PR: 1KP							
	2.0 TDI			10.05	11.08	PR: 1KP							
	2.0 TFSI	147		01.06	11.08	PR: 1KP							
	2.0 TFSI quattro	147		11.05	11.08	PR: 1KP							
	2.4	120		04.02	11.08								
	2.4	125		04.02	11.08								
	2.5 TDI	120		08.02	11.08								
	3.0	162		04.02	11.08								
	3.0 quattro	162		05.03	11.08								
	1.8 T	120	8E-5-400001		11.08	PR: 1KW		24.0112-0166.1	412166			288 12,0 10,0 +B	
	1.8 T quattro	120	8E-5-400001		11.08	PR: 1KW							
	2.0	96	8E-5-400001		11.08	PR: 1KW							
	2.0 TDI		8E-5-400001		11.08	PR: 1KW							
	2.0 TFSI	147	8E-5-400001		11.08	PR: 1KW							
	2.0 TFSI quattro	147	8E-5-400001		11.08	PR: 1KW							
	2.4	120	8E-5-400001		11.08	PR: 1KW							
	2.4	125	8E-5-400001		11.08	PR: 1KW							
	2.5 TDI	120	8E-5-400001		11.08	PR: 1KW							
	2.7 TDI	132	8E-5-400001		11.08	PR: 1KW							
	3.0	162	8E-5-400001		11.08	PR: 1KW							
	3.0 quattro	162	8E-5-400001		11.08	PR: 1KW							
	3.0 TDI quattro	150		01.06	11.08	PR: 1KW							
	3.0 TDI quattro	171	8E-5-400001		11.08	PR: 1KW							
	3.2 FSI	188	8E-5-400001		11.08	PR: 1KW							
	3.2 FSI quattro	188	8E-5-400001		11.08	PR: 1KW							
	S4	253		02.04	11.08			24.0122-0220.1	422220			300 22,0 20,0 V L +B	
AUDI A5 / A5 Sportback (07-)													
	1.8 TFSI	106		06.14		PR: 1LT		13.0460-7256.2	607256			24705 19,8 +/WK	ATE
	1.8 TFSI	118		05.09		PR: 1LT		13.0470-7256.2	LD7256			24705 19,8 +/WK	ATE
	1.8 TFSI	125		10.07		PR: 1LT							
	1.8 TFSI	130		05.15		PR: 1LT							
	2.0 TDI	105		09.09		PR: 1LT							
	2.0 TDI	110		05.13		PR: 1LT							
	2.0 TDI	120		10.08		PR: 1LT							
	2.0 TDI	125		08.08		PR: 1LT							
	2.0 TDI	130		07.11		PR: 1LT							
	2.0 TDI	140		09.13		PR: 1LT							
	2.0 TDI quattro	125		08.08		PR: 1LT							
	2.0 TDI quattro	130		12.11		PR: 1LT							
	2.0 TDI quattro	140		09.13		PR: 1LT							
	2.0 TFSI	132		11.08		PR: 1LT							



AUDI A5 / A5 Sportback (07-)

	2.0 TFSI	155	06.08	PR: 1LT	13.0460-7256.2	607256			24705 19,8 +/WK	ATE										
	2.0 TFSI	165	05.13	PR: 1LT							13.0470-7256.2	LD7256								
	2.0 TFSI quattro	155	06.08	PR: 1LT																
	2.0 TFSI quattro	165	05.13	PR: 1LT																
	2.7 TDI	120	09.07	PR: 1LT																
	2.7 TDI	140	05.07	PR: 1LT																
	3.0 TDI	150	07.11	PR: 1LT																
	3.0 TDI quattro	155	03.08	PR: 1LT																
	3.0 TDI quattro	160	05.15	PR: 1LT																
	3.0 TDI quattro	176	05.07	PR: 1LT																
	3.0 TDI quattro	180	07.11	PR: 1LT																
	3.0 TFSI quattro	200	12.11	PR: 1LT																
	3.2 FSI	195	05.07	PR: 1LT																
	3.2 FSI quattro	195	05.07	PR: 1LT																
	1.8 TFSI	106	06.14	PR: 1LA							13.0460-2746.2	602746	Federmaß 44 mm ¹⁾	24743 19,2 +/WK/S	LUC					
	1.8 TFSI	118	05.09	PR: 1LA												13.0470-2746.2	LD2746			
	1.8 TFSI	125	10.07	PR: 1LA																
	1.8 TFSI	130	05.15	PR: 1LA																
	2.0 TDI	105	09.09	PR: 1LA																
	2.0 TDI	110	05.13	PR: 1LA																
2.0 TDI	120	10.08	PR: 1LA																	
2.0 TDI	125	08.08	PR: 1LA																	
2.0 TDI	130	07.11	PR: 1LA																	
2.0 TDI	140	09.13	PR: 1LA																	
2.0 TDI quattro	125	08.08	PR: 1LA																	
2.0 TDI quattro	130	12.11	PR: 1LA																	
2.0 TDI quattro	140	09.13	PR: 1LA																	
2.0 TFSI	132	11.08	PR: 1LA																	
2.0 TFSI	155	06.08	PR: 1LA																	
2.0 TFSI	165	05.13	PR: 1LA																	
2.0 TFSI quattro	155	06.08	PR: 1LA																	
2.0 TFSI quattro	165	05.13	PR: 1LA																	
2.7 TDI	120	09.07	PR: 1LA																	
2.7 TDI	140	07.07	PR: 1LA																	
3.0 TDI	150	07.11	PR: 1LA																	
3.0 TDI quattro	155	03.08	PR: 1LA																	
3.0 TDI quattro	160	05.15	PR: 1LA																	
3.0 TDI quattro	176	07.07	PR: 1LA																	
3.0 TDI quattro	180	07.11	PR: 1LA																	
3.0 TFSI quattro	200	12.11	PR: 1LA																	
3.2 FSI	195	05.07	PR: 1LA																	
3.2 FSI quattro	195	05.07	PR: 1LA																	
S5	245	07.11	PR: 1LJ	13.0460-2746.2	602746	Federmaß 44 mm ¹⁾	24743 19,2 +/WK/S	LUC												
S5	260	07.11	PR: 1LJ																	
1.8 TFSI	106	06.14	PR: 1LD	13.0460-2746.2	602746	Federmaß 44 mm ¹⁾	24743 19,2 +/WK/S	LUC												
1.8 TFSI	118	05.09	PR: 1LD						13.0470-2746.2	LD2746										
1.8 TFSI	125	10.07	PR: 1LD																	
1.8 TFSI	130	05.15	PR: 1LD																	
2.0 TDI	105	09.09	PR: 1LD																	
2.0 TDI	110	05.13	PR: 1LD																	
2.0 TDI	120	10.08	PR: 1LD																	
2.0 TDI	125	08.08	PR: 1LD																	
2.0 TDI	130	07.11	PR: 1LD																	
2.0 TDI	140	09.13	PR: 1LD																	
2.0 TDI quattro	125	08.08	PR: 1LD																	
2.0 TDI quattro	130	12.11	PR: 1LD																	
2.0 TDI quattro	140	09.13	PR: 1LD																	
2.0 TFSI	132	11.08	PR: 1LD																	
2.0 TFSI	155	06.08	PR: 1LD																	
2.0 TFSI	165	05.13	PR: 1LD																	
2.0 TFSI quattro	155	06.08	PR: 1LD																	
2.0 TFSI quattro	165	05.13	PR: 1LD																	
2.7 TDI	120	09.07	PR: 1LD																	
2.7 TDI	140	05.07	PR: 1LD																	
3.0 TDI	150	07.11	PR: 1LD																	
3.0 TDI quattro	155	03.08	PR: 1LD																	
3.0 TDI quattro	160	05.15	PR: 1LD																	
3.0 TDI quattro	176	05.07	PR: 1LD																	
3.0 TDI quattro	180	07.11	PR: 1LD																	
3.0 TFSI quattro	200	12.11	PR: 1LD																	
3.2 FSI	195	05.07	PR: 1LD																	
3.2 FSI quattro	195	05.07	PR: 1LD																	
S5	245	01.10	PR: 1ZT,1LD	13.0460-2746.2	602746	Federmaß 44 mm ¹⁾	24743 19,2 +/WK/S	LUC												
S5	260	05.07	PR: 1ZT,1LD																	
	1.8 TFSI	106	06.14	PR: 1LT	24.0125-0184.1	425184			314 25,0 23,0 V L +S +B											
	1.8 TFSI	118	05.09	PR: 1LT																
	1.8 TFSI	125	10.07	PR: 1LT																
	1.8 TFSI	130	05.15	PR: 1LT																
	2.0 TDI	105	09.09	PR: 1LT																
	2.0 TDI	110	05.13	PR: 1LT																
	2.0 TDI	120	10.08	PR: 1LT																
	2.0 TDI	125	08.08	PR: 1LT																
	2.0 TDI	130	07.11	PR: 1LT																
	2.0 TDI	140	09.13	PR: 1LT																
	2.0 TDI quattro	125	08.08	PR: 1LT																
	2.0 TDI quattro	130	12.11	PR: 1LT																
	2.0 TDI quattro	140	09.13	PR: 1LT																

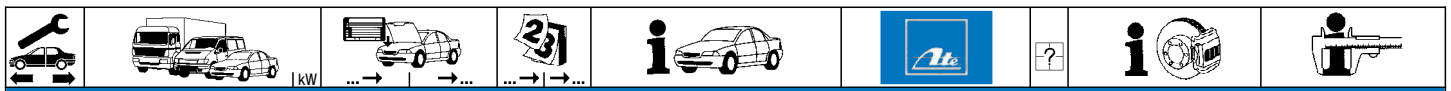
¹⁾ spring dimension 44 mm / dimensioni molla 44 mm / dimension de ressort 44 mm / medida de muelle 44 mm



AUDI A5 / A5 Sportback (07-)

	2.0 TFSI 132		11.08	PR: 1LT	24.0125-0184.1	425184		314 25,0 23,0 VL +S +B
	2.0 TFSI 155		06.08	PR: 1LT				
	2.0 TFSI 165		05.13	PR: 1LT				
	2.0 TFSI quattro 155		06.08	PR: 1LT				
	2.0 TFSI quattro 165		05.13	PR: 1LT				
	2.7 TDI 120		09.07	PR: 1LT				
	2.7 TDI 140		05.07	PR: 1LT				
	3.0 TDI 150		07.11	PR: 1LT				
	3.0 TDI quattro 155		03.08	PR: 1LT				
	3.0 TDI quattro 160		05.15	PR: 1LT				
	3.0 TDI quattro 176		05.07	PR: 1LT				
	3.0 TDI quattro 180		07.11	PR: 1LT				
	3.0 TFSI quattro 200		12.11	PR: 1LT				
	3.2 FSI 195		05.07	PR: 1LT				
	3.2 FSI quattro 195		05.07	PR: 1LT				
	1.8 TFSI 118		05.09	PR: 1LA			24.0130-0193.1	
	1.8 TFSI 125		10.07	PR: 1LA				
	2.0 TDI 105		09.09	PR: 1LA				
	2.0 TDI 120		10.08	PR: 1LA				
	2.0 TDI 125		08.08	PR: 1LA				
	2.0 TDI quattro 125		08.08	PR: 1LA				
	2.0 TFSI 132		11.08	PR: 1LA				
	2.0 TFSI 155		06.08	PR: 1LA				
	2.0 TFSI quattro 155		06.08	PR: 1LA				
	2.7 TDI 120		09.07	PR: 1LA				
	2.7 TDI 140		07.07	PR: 1LA				
	3.0 TDI quattro 155		03.08	PR: 1LA				
	3.0 TDI quattro 176		07.07	PR: 1LA				
	3.2 FSI 195		05.07	PR: 1LA				
	3.2 FSI quattro 195		05.07	PR: 1LA				
	1.8 TFSI 106		06.14	PR: 1LA	24.0130-0221.1	430221		320 30,0 28,0 VL +S +B
	1.8 TFSI 118		07.11	PR: 1LA				
	1.8 TFSI 125		07.11	PR: 1LA				
	1.8 TFSI 130		05.15	PR: 1LA				
	2.0 TDI 105		07.11	PR: 1LA				
	2.0 TDI 110		05.13	PR: 1LA				
	2.0 TDI 120		07.11	PR: 1LA				
	2.0 TDI 125		07.11	PR: 1LA				
	2.0 TDI 130		07.11	PR: 1LA				
	2.0 TDI 140		09.13	PR: 1LA				
	2.0 TDI quattro 125		07.11	PR: 1LA				
	2.0 TDI quattro 130		12.11	PR: 1LA				
	2.0 TDI quattro 140		09.13	PR: 1LA				
	2.0 TFSI 132		07.11	PR: 1LA				
	2.0 TFSI 155		07.11	PR: 1LA				
	2.0 TFSI 165		05.13	PR: 1LA				
	2.0 TFSI quattro 155		07.11	PR: 1LA				
	2.0 TFSI quattro 165		05.13	PR: 1LA				
	2.7 TDI 120		07.11	PR: 1LA				
	2.7 TDI 140		07.11	PR: 1LA				
	3.0 TDI 150		07.11	PR: 1LA				
	3.0 TDI quattro 155		07.11	PR: 1LA				
	3.0 TDI quattro 160		05.15	PR: 1LA				
	3.0 TDI quattro 176		07.11	PR: 1LA				
	3.0 TDI quattro 180		07.11	PR: 1LA				
	3.0 TFSI quattro 200		12.11	PR: 1LA				
	3.2 FSI 195		07.11	PR: 1LA				
	3.2 FSI quattro 195		07.11	PR: 1LA				
	1.8 TFSI 106		06.14	PR: 1LJ	24.0129-0102.1	429102	345 29,5 28,0 VL +S +B	
	1.8 TFSI 118		05.09	PR: 1LJ				
	1.8 TFSI 125		10.07	PR: 1LJ				
	1.8 TFSI 130		05.15	PR: 1LJ				
	2.0 TDI 105		09.09	PR: 1LJ				
	2.0 TDI 110		05.13	PR: 1LJ				
	2.0 TDI 120		10.08	PR: 1LJ				
	2.0 TDI 125		08.08	PR: 1LJ				
	2.0 TDI 130		07.11	PR: 1LJ				
	2.0 TDI 140		09.13	PR: 1LJ				
	2.0 TDI quattro 125		08.08	PR: 1LJ				
	2.0 TDI quattro 130		12.11	PR: 1LJ				
	2.0 TDI quattro 140		09.13	PR: 1LJ				
	2.0 TFSI 132		11.08	PR: 1LJ				
	2.0 TFSI 155		06.08	PR: 1LJ				
	2.0 TFSI 165		05.13	PR: 1LJ				
	2.0 TFSI quattro 155		06.08	PR: 1LJ				
	2.0 TFSI quattro 165		05.13	PR: 1LJ				
	2.7 TDI 120		09.07	PR: 1LJ				
	2.7 TDI 140		05.07	PR: 1LJ				
	3.0 TDI 150		07.11	PR: 1LJ				
	3.0 TDI quattro 155		03.08	PR: 1LJ				
	3.0 TDI quattro 160		05.15	PR: 1LJ				
	3.0 TDI quattro 176		05.07	PR: 1LJ				
	3.0 TDI quattro 180		07.11	PR: 1LJ				
	3.0 TFSI quattro 200		12.11	PR: 1LJ				
	3.2 FSI 195		05.07	PR: 1LJ				
	3.2 FSI quattro 195		05.07	PR: 1LJ				
	S5 245		01.10	PR: 1LJ				

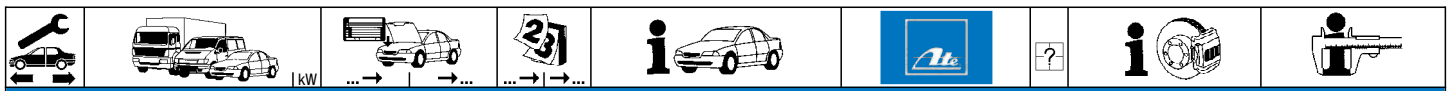




AUDI A5 / A5 Sportback (07-)

	S5	260	05.07	06.11	PR: 1LJ	24.0129-0102.1	429102		345 29,5 28,0 VL +S +B
	S5	245	07.11		PR: 1LJ	24.0130-0222.1	430222		345 30,0 28,0 VL +S +B
	S5	260	07.11		PR: 1LJ				
	S5	245	01.10		PR: 1ZT	24.0130-0222.1	430222		345 30,0 28,0 VL +S +B
	S5	260	05.07		PR: 1ZT				
	1.8 TFSI	106	06.14		PR: 1LD	24.0130-0222.1	430222		345 30,0 28,0 VL +S +B
	1.8 TFSI	118	05.09		PR: 1LD				
	1.8 TFSI	125	10.07		PR: 1LD				
	1.8 TFSI	130	05.15		PR: 1LD				
	2.0 TDI	105	09.09		PR: 1LD				
	2.0 TDI	110	05.13		PR: 1LD				
	2.0 TDI	120	10.08		PR: 1LD				
	2.0 TDI	125	08.08		PR: 1LD				
	2.0 TDI	130	07.11		PR: 1LD				
	2.0 TDI	140	09.13		PR: 1LD				
	2.0 TDI quattro	125	08.08		PR: 1LD				
	2.0 TDI quattro	130	12.11		PR: 1LD				
	2.0 TDI quattro	140	09.13		PR: 1LD				
	2.0 TFSI	132	11.08		PR: 1LD				
	2.0 TFSI	155	06.08		PR: 1LD				
	2.0 TFSI	165	05.13		PR: 1LD				
	2.0 TFSI quattro	155	06.08		PR: 1LD				
	2.0 TFSI quattro	165	05.13		PR: 1LD				
	2.7 TDI	120	09.07		PR: 1LD				
	2.7 TDI	140	05.07		PR: 1LD				
	3.0 TDI	150	07.11		PR: 1LD				
	3.0 TDI quattro	155	03.08		PR: 1LD				
	3.0 TDI quattro	160	05.15		PR: 1LD				
	3.0 TDI quattro	176	05.07		PR: 1LD				
	3.0 TDI quattro	180	07.11		PR: 1LD				
	3.0 TFSI quattro	200	12.11		PR: 1LD				
	3.2 FSI	195	05.07		PR: 1LD				
	3.2 FSI quattro	195	06.07		PR: 1LD				
	S5	245	01.10		PR: 1ZT,1LD				
	S5	260	05.07		PR: 1ZT,1LD				
	1.8 TFSI	106	06.14		PR: 1KW,2EH	13.0460-2747.2	602747		24606 17,4 +/Zub/S LUC
	1.8 TFSI	118	05.09		PR: 1KW,2EH	13.0470-2747.2	LD2747		24606 17,4 +/Zub/S LUC
	1.8 TFSI	125	10.07		PR: 1KW,2EH				
	1.8 TFSI	130	05.15		PR: 1KW,2EH				
	2.0 TDI	105	09.09		PR: 1KW,2EH				
	2.0 TDI	110	05.13		PR: 1KW,2EH				
	2.0 TDI	120	10.08		PR: 1KW,2EH				
	2.0 TDI	125	08.08		PR: 1KW,2EH				
	2.0 TDI	130	07.11		PR: 1KW,2EH				
	2.0 TDI	140	09.13		PR: 1KW,2EH				
	2.0 TDI quattro	125	08.08		PR: 1KW,2EH				
	2.0 TDI quattro	130	12.11		PR: 1KW,2EH				
	2.0 TDI quattro	140	09.13		PR: 1KW,2EH				
	2.0 TFSI	132	11.08		PR: 1KW,2EH				
	2.0 TFSI	155	06.08		PR: 1KW,2EH				
	2.0 TFSI	165	05.13		PR: 1KW,2EH				
	2.0 TFSI quattro	155	06.08		PR: 1KW,2EH				
	2.0 TFSI quattro	165	05.13		PR: 1KW,2EH				
	2.7 TDI	120	09.07		PR: 1KW,2EH				
	2.7 TDI	140	05.07		PR: 1KW,2EH				
	3.0 TDI	150	07.11		PR: 1KW,2EH				
	3.0 TDI quattro	155	03.08		PR: 1KW,2EH				
	3.0 TDI quattro	160	05.15		PR: 1KW,2EH				
	3.0 TDI quattro	176	05.07		PR: 1KW,2EH				
	3.0 TDI quattro	180	07.11		PR: 1KW,2EH				
	3.0 TFSI quattro	200	12.11		PR: 1KW,2EH				
	3.2 FSI	195	05.07		PR: 1KW,2EH				
	3.2 FSI quattro	195	06.07		PR: 1KW,2EH				
	1.8 TFSI	106	06.14		PR: 1KE	13.0460-2748.2	602748		24606 17,4 +/Zub/S LUC
	1.8 TFSI	118	05.09		PR: 1KE	13.0470-2748.2	LD2748		24606 17,4 +/Zub/S LUC
	1.8 TFSI	125	10.07		PR: 1KE	13.0460-0023.2	610023		Belagsatz-Zubehör
	1.8 TFSI	130	05.15		PR: 1KE				
	2.0 TDI	105	09.09		PR: 1KE				
	2.0 TDI	110	05.13		PR: 1KE				
	2.0 TDI	120	10.08		PR: 1KE				
	2.0 TDI	125	08.08		PR: 1KE				
	2.0 TDI	130	07.11		PR: 1KE				
	2.0 TDI	140	09.13		PR: 1KE				
	2.0 TDI quattro	125	08.08		PR: 1KE				
	2.0 TDI quattro	130	12.11		PR: 1KE				
	2.0 TDI quattro	140	09.13		PR: 1KE				
	2.0 TFSI	132	11.08		PR: 1KE				
	2.0 TFSI	155	06.08		PR: 1KE				
	2.0 TFSI	165	05.13		PR: 1KE				
	2.0 TFSI quattro	155	06.08		PR: 1KE				
	2.0 TFSI quattro	165	05.13		PR: 1KE				
	2.7 TDI	120	09.07		PR: 1KE				
	2.7 TDI	140	05.07		PR: 1KE				
	3.0 TDI	150	07.11		PR: 1KE				
	3.0 TDI quattro	155	03.08		PR: 1KE				
	3.0 TDI quattro	160	05.15		PR: 1KE				
	3.0 TDI quattro	176	05.07		PR: 1KE				

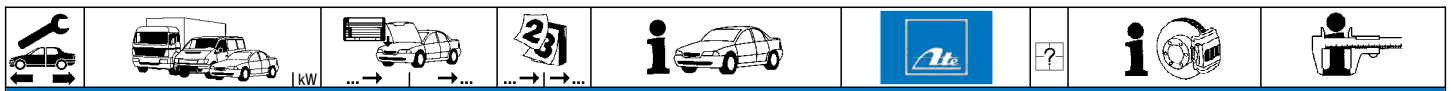




AUDI A5 / A5 Sportback (07-)

	3.0 TDI quattro	180	07.11	PR: 1KE	13.0460-2748.2	602748		24606 17,4 +/Zub/S 24606 17,4 +/Zub/S Belagsatz-Zubehör	LUC LUC
	3.0 TFSI quattro	200	12.11	PR: 1KE	13.0470-2748.2	LD2748			
	3.2 FSI	195	05.07	PR: 1KE	13.0460-0023.2	610023			
	3.2 FSI quattro	195	05.07	PR: 1KE					
	RS 5	331	03.10	PR: GP1					
	S5	245	01.10	PR: 1KE					
	S5	260	05.07	PR: 1KE					
	1.8 TFSI	106	06.14	PR: 1KP	13.0460-2748.2	602748			
	1.8 TFSI	118	05.09	PR: 1KP	13.0470-2748.2	LD2748			
	1.8 TFSI	125	10.07	PR: 1KP					
	1.8 TFSI	130	05.15	PR: 1KP					
	2.0 TDI	105	09.09	PR: 1KP					
	2.0 TDI	110	05.13	PR: 1KP					
	2.0 TDI	120	10.08	PR: 1KP					
	2.0 TDI	125	08.08	PR: 1KP					
	2.0 TDI	130	07.11	PR: 1KP					
	2.0 TDI	140	09.13	PR: 1KP					
	2.0 TDI quattro	125	08.08	PR: 1KP					
	2.0 TDI quattro	130	12.11	PR: 1KP					
	2.0 TDI quattro	140	09.13	PR: 1KP					
2.0 TFSI	132	11.08	PR: 1KP						
2.0 TFSI	155	06.08	PR: 1KP						
2.0 TFSI	165	05.13	PR: 1KP						
2.0 TFSI quattro	155	06.08	PR: 1KP						
2.0 TFSI quattro	165	05.13	PR: 1KP						
2.7 TDI	120	09.07	PR: 1KP						
2.7 TDI	140	05.07	PR: 1KP						
3.0 TDI	150	07.11	PR: 1KP						
3.0 TDI quattro	155	03.08	PR: 1KP						
3.0 TDI quattro	160	05.15	PR: 1KP						
3.0 TDI quattro	176	05.07	PR: 1KP						
3.0 TDI quattro	180	07.11	PR: 1KP						
3.0 TFSI quattro	200	12.11	PR: 1KP						
3.2 FSI	195	05.07	PR: 1KP						
3.2 FSI quattro	195	05.07	PR: 1KP						
RS 5	331	03.10	PR: 1KP						
S5	245	11.10	PR: 1KE,1KP						
S5	260	11.10	PR: 1KE,1KP						
	1.8 TFSI	106	06.14	PR: 1KW,2EH	24.0112-0178.1	412178		300 12,0 10,0 +S +B 300 12,0 10,0 +S +B +B PD	
	1.8 TFSI	118	05.09	PR: 1KW,2EH	24.0312-0178.1	512178			
	1.8 TFSI	125	10.07	PR: 1KW,2EH					
	1.8 TFSI	130	05.15	PR: 1KW,2EH					
	2.0 TDI	105	09.09	PR: 1KW,2EH					
	2.0 TDI	110	05.13	PR: 1KW,2EH					
	2.0 TDI	120	10.08	PR: 1KW,2EH					
	2.0 TDI	125	08.08	PR: 1KW,2EH					
	2.0 TDI	130	07.11	PR: 1KW,2EH					
	2.0 TDI	140	09.13	PR: 1KW,2EH					
	2.0 TDI quattro	125	08.08	PR: 1KW,2EH					
	2.0 TDI quattro	130	12.11	PR: 1KW,2EH					
	2.0 TDI quattro	140	09.13	PR: 1KW,2EH					
	2.0 TFSI	132	11.08	PR: 1KW,2EH					
	2.0 TFSI	155	06.08	PR: 1KW,2EH					
	2.0 TFSI	165	05.13	PR: 1KW,2EH					
	2.0 TFSI quattro	155	06.08	PR: 1KW,2EH					
	2.0 TFSI quattro	165	05.13	PR: 1KW,2EH					
	2.7 TDI	120	09.07	PR: 1KW,2EH					
	2.7 TDI	140	05.07	PR: 1KW,2EH					
3.0 TDI	150	07.11	PR: 1KW,2EH						
3.0 TDI quattro	155	03.08	PR: 1KW,2EH						
3.0 TDI quattro	160	05.15	PR: 1KW,2EH						
3.0 TDI quattro	176	05.07	PR: 1KW,2EH						
3.0 TDI quattro	180	07.11	PR: 1KW,2EH						
3.0 TFSI quattro	200	12.11	PR: 1KW,2EH						
3.2 FSI	195	05.07	PR: 1KW,2EH						
3.2 FSI quattro	195	06.07	PR: 1KW,2EH						
	1.8 TFSI	106	06.14	PR: 1KE	24.0122-0250.1	422250		330 22,0 20,0 V L +S +B	
	1.8 TFSI	118	05.09	PR: 1KE					
	1.8 TFSI	125	10.07	PR: 1KE					
	1.8 TFSI	130	05.15	PR: 1KE					
	2.0 TDI	105	09.09	PR: 1KE					
	2.0 TDI	110	05.13	PR: 1KE					
	2.0 TDI	120	10.08	PR: 1KE					
	2.0 TDI	125	08.08	PR: 1KE					
	2.0 TDI	130	07.11	PR: 1KE					
	2.0 TDI	140	09.13	PR: 1KE					
	2.0 TDI quattro	125	08.08	PR: 1KE					
	2.0 TDI quattro	130	12.11	PR: 1KE					
	2.0 TDI quattro	140	09.13	PR: 1KE					
	2.0 TFSI	132	11.08	PR: 1KE					
	2.0 TFSI	155	06.08	PR: 1KE					
	2.0 TFSI	165	05.13	PR: 1KE					
	2.0 TFSI quattro	155	06.08	PR: 1KE					
	2.0 TFSI quattro	165	05.13	PR: 1KE					
	2.7 TDI	120	09.07	PR: 1KE					
	2.7 TDI	140	05.07	PR: 1KE					
3.0 TDI	150	07.11	PR: 1KE						





AUDI A5 / A5 Sportback (07-)

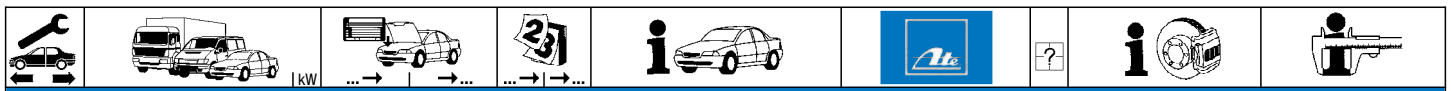
	3.0 TDI quattro	155	03.08	PR: 1KE	24.0122-0250.1	422250		330 22,0 20,0 VL +S +B			
	3.0 TDI quattro	160	05.15	PR: 1KE							
	3.0 TDI quattro	176	05.07	PR: 1KE							
	3.0 TDI quattro	180	07.11	PR: 1KE							
	3.2 FSI	195	05.07	PR: 1KE							
	3.2 FSI quattro	195	05.07	PR: 1KE							
	S5	245	01.10	PR: 1KE							
	S5	260	05.07	PR: 1KE							
	1.8 TFSI	106	06.14	PR: 1KP					24.0122-0272.1	422272	330 21,9 20,0 VL +S +B
	1.8 TFSI	118	05.09	PR: 1KP							
	1.8 TFSI	125	10.07	PR: 1KP							
	1.8 TFSI	130	05.15	PR: 1KP							
	2.0 TDI	105	09.09	PR: 1KP							
	2.0 TDI	110	05.13	PR: 1KP							
	2.0 TDI	120	10.08	PR: 1KP							
2.0 TDI	125	08.08	PR: 1KP								
2.0 TDI	130	07.11	PR: 1KP								
2.0 TDI	140	09.13	PR: 1KP								
2.0 TDI quattro	125	08.08	PR: 1KP								
2.0 TDI quattro	130	12.11	PR: 1KP								
2.0 TDI quattro	140	09.13	PR: 1KP								
2.0 TFSI	132	11.08	PR: 1KP								
2.0 TFSI	155	06.08	PR: 1KP								
2.0 TFSI	165	05.13	PR: 1KP								
2.0 TFSI quattro	155	06.08	PR: 1KP								
2.0 TFSI quattro	165	05.13	PR: 1KP								
2.7 TDI	120	09.07	PR: 1KP								
2.7 TDI	140	05.07	PR: 1KP								
3.0 TDI	150	07.11	PR: 1KP								
3.0 TDI quattro	155	03.08	PR: 1KP								
3.0 TDI quattro	160	05.15	PR: 1KP								
3.0 TDI quattro	176	05.07	PR: 1KP								
3.0 TDI quattro	180	07.11	PR: 1KP								
3.2 FSI	195	05.07	PR: 1KP								
3.2 FSI quattro	195	05.07	PR: 1KP								
S5	245	11.10	PR: 1KE,1KP								
S5	260	11.10	PR: 1KE,1KP								

AUDI A5 Cabrio (09-)

	1.8 TFSI	118	09.09	PR: 1LT	13.0460-7256.2	607256		24705 19,8 +/WK	ATE				
	1.8 TFSI	125	07.11	PR: 1LT						13.0470-7256.2	LD2756	24705 19,8 +/WK	ATE
	1.8 TFSI	130	05.15	PR: 1LT	13.0460-2746.2	602746	Federmaß 44 mm ¹⁾	24743 19,2 +/WK/S	LUC				
	2.0 TDI	105	11.11	PR: 1LT						13.0470-2746.2	LD2746	24743 19,2 +/WK/S	LUC
	2.0 TDI	110	05.13	PR: 1LT									
	2.0 TDI	120	05.09	PR: 1LT									
	2.0 TDI	125	05.09	PR: 1LT									
	2.0 TDI	130	07.11	PR: 1LT									
	2.0 TDI	140	09.13	PR: 1LT									
	2.0 TDI quattro	130	01.12	PR: 1LT									
	2.0 TDI quattro	140	09.13	PR: 1LT									
	2.0 TFSI	132	03.09	PR: 1LT									
	2.0 TFSI	155	03.09	PR: 1LT									
	2.0 TFSI	165	05.13	PR: 1LT									
	2.0 TFSI quattro	155	03.09	PR: 1LT									
	2.0 TFSI quattro	165	05.13	PR: 1LT									
	2.7 TDI	120	05.09	PR: 1LT									
	2.7 TDI	140	03.09	PR: 1LT									
	3.0 TDI	150	07.11	PR: 1LT									
	3.0 TDI quattro	160	05.15	PR: 1LT									
	3.0 TDI quattro	176	03.09	PR: 1LT									
	3.0 TDI quattro	180	07.11	PR: 1LT									
	3.0 TFSI quattro	200	11.11	PR: 1LT									
	3.2 FSI	195	03.09	PR: 1LT									
	3.2 FSI quattro	195	03.09	PR: 1LT									
1.8 TFSI	118	09.09	PR: 1LA,1LB,1LD	13.0460-2746.2						602746	Federmaß 44 mm ¹⁾	24743 19,2 +/WK/S	LUC
1.8 TFSI	125	07.11	PR: 1LA,1LB,1LD										
1.8 TFSI	130	05.15	PR: 1LA,1LB,1LD,1LJ										
2.0 TDI	105	11.11	PR: 1LA,1LB,1LD,1LJ										
2.0 TDI	110	05.13	PR: 1LA,1LB,1LD										
2.0 TDI	120	05.09	PR: 1LA,1LB,1LD										
2.0 TDI	125	05.09	PR: 1LA,1LB,1LD										
2.0 TDI	130	07.11	PR: 1LA,1LB,1LD										
2.0 TDI	140	09.13	PR: 1LA,1LB,1LD										
2.0 TDI quattro	130	01.12	PR: 1LA,1LB,1LD,1LJ										
2.0 TDI quattro	140	09.13	PR: 1LA,1LB,1LD,1LJ										
2.0 TFSI	132	03.09	PR: 1LA,1LB,1LD										
2.0 TFSI	155	03.09	PR: 1LA,1LB,1LD										
2.0 TFSI	165	05.13	PR: 1LA,1LB,1LD										
2.0 TFSI quattro	155	03.09	PR: 1LA,1LB,1LD										
2.0 TFSI quattro	165	05.13	PR: 1LA,1LB,1LD										
2.7 TDI	120	05.09	PR: 1LA,1LB,1LD										
2.7 TDI	140	03.09	PR: 1LA,1LB,1LD										
3.0 TDI	150	07.11	PR: 1LA,1LB,1LD										
3.0 TDI quattro	160	05.15	PR: 1LA,1LB,1LD,1LJ										
3.0 TDI quattro	176	03.09	PR: 1LA,1LB,1LD										
3.0 TDI quattro	180	07.11	PR: 1LA,1LB,1LD										
3.0 TFSI quattro	200	11.11	PR: 1LA,1LB,1LD,1LJ										

¹⁾ spring dimension 44 mm / dimensioni molla 44 mm / dimension de ressort 44 mm / medida de muelle 44 mm





AUDI A5 Cabrio (09-)

	3.2 FSI	195		03.09	PR: 1LA,1LB,1LD	13.0460-2746.2	602746	Federmaß 44 mm ¹⁾	24743 19,2 +/WK/S	LUC
	3.2 FSI quattro	195		03.09	PR: 1LA,1LB,1LD	13.0470-2746.2	LD2746	Federmaß 44 mm ¹⁾	24743 19,2 +/WK/S	LUC
	S5	245		04.09	PR: 1ZT,1LD	13.0460-2746.2	602746	Federmaß 44 mm ¹⁾	24743 19,2 +/WK/S	LUC
	S5	245		07.11	PR: 1LJ	13.0460-2746.2	602746	Federmaß 44 mm ¹⁾	24743 19,2 +/WK/S	LUC
	RS 5	331		02.13	PR: 1LW	24.8190-0017.2	620017	1	Warnkontakt L=388,3mm	
	1.8 TFSI	118		09.09	PR: 1LT	24.0125-0184.1	425184			314 25,0 23,0 V L +S +B
	1.8 TFSI	125		07.11	PR: 1LT					
	1.8 TFSI	130		05.15	PR: 1LT					
	2.0 TDI	105		11.11	PR: 1LT					
	2.0 TDI	110		05.13	PR: 1LT					
	2.0 TDI	120		05.09	PR: 1LT					
	2.0 TDI	125		05.09	PR: 1LT					
	2.0 TDI	130		07.11	PR: 1LT					
	2.0 TDI	140		09.13	PR: 1LT					
	2.0 TDI quattro	130		01.12	PR: 1LT					
	2.0 TDI quattro	140		09.13	PR: 1LT					
	2.0 TFSI	132		03.09	PR: 1LT					
	2.0 TFSI	155		03.09	PR: 1LT					
	2.0 TFSI	165		05.13	PR: 1LT					
	2.0 TFSI quattro	155		03.09	PR: 1LT					
	2.0 TFSI quattro	165		05.13	PR: 1LT					
	2.7 TDI	120		05.09	PR: 1LT					
	2.7 TDI	140		03.09	PR: 1LT					
	3.0 TDI	150		07.11	PR: 1LT					
	3.0 TDI quattro	160		05.15	PR: 1LT					
	3.0 TDI quattro	176		03.09	PR: 1LT					
	3.0 TDI quattro	180		07.11	PR: 1LT					
	3.0 TFSI quattro	200		11.11	PR: 1LT					
	3.2 FSI	195		03.09	PR: 1LT					
	3.2 FSI quattro	195		03.09	PR: 1LT					
	1.8 TFSI	118		09.09	06.11 PR: 1LA,1LB	24.0130-0193.1	430193			320 30,0 28,0 V L +S +B
	2.0 TDI	120		05.09	06.11 PR: 1LA,1LB	24.0330-0193.1	530193			320 30,0 28,0 V L +S +B PD
	2.0 TDI	125		05.09	06.11 PR: 1LA,1LB					
	2.0 TFSI	132		03.09	06.11 PR: 1LA,1LB					
	2.0 TFSI	155		03.09	06.11 PR: 1LA,1LB					
	2.0 TFSI quattro	155		03.09	06.11 PR: 1LA,1LB					
	2.7 TDI	120		05.09	06.11 PR: 1LA,1LB					
	2.7 TDI	140		03.09	06.11 PR: 1LA,1LB					
	3.0 TDI quattro	176		03.09	06.11 PR: 1LA,1LB					
	3.2 FSI	195		03.09	06.11 PR: 1LA,1LB					
	3.2 FSI quattro	195		03.09	06.11 PR: 1LA,1LB					
	1.8 TFSI	118		07.11	PR: 1LA,1LB	24.0130-0221.1	430221			320 30,0 28,0 V L +S +B
	1.8 TFSI	125		07.11	PR: 1LA,1LB					
	1.8 TFSI	130		05.15	PR: 1LA,1LB					
	2.0 TDI	105		11.11	PR: 1LA,1LB					
	2.0 TDI	110		05.13	PR: 1LA,1LB					
	2.0 TDI	120		07.11	PR: 1LA,1LB					
	2.0 TDI	125		07.11	PR: 1LA,1LB					
	2.0 TDI	130		07.11	PR: 1LA,1LB					
	2.0 TDI	140		09.13	PR: 1LA,1LB					
	2.0 TDI quattro	130		01.12	PR: 1LA,1LB					
	2.0 TDI quattro	140		09.13	PR: 1LA,1LB					
	2.0 TFSI	132		07.11	PR: 1LA,1LB					
	2.0 TFSI	155		07.11	PR: 1LA,1LB					
	2.0 TFSI	165		05.13	PR: 1LA,1LB					
	2.0 TFSI quattro	155		07.11	PR: 1LA,1LB					
	2.0 TFSI quattro	165		05.13	PR: 1LA,1LB					
	2.7 TDI	120		07.11	PR: 1LA,1LB					
	2.7 TDI	140		07.11	PR: 1LA,1LB					
	3.0 TDI	150		07.11	PR: 1LA,1LB					
	3.0 TDI quattro	160		05.15	PR: 1LA,1LB					
	3.0 TDI quattro	176		07.11	PR: 1LA,1LB					
	3.0 TDI quattro	180		07.11	PR: 1LA,1LB					
	3.0 TFSI quattro	200		11.11	PR: 1LA,1LB					
	3.2 FSI	195		07.11	PR: 1LA,1LB					
	3.2 FSI quattro	195		07.11	PR: 1LA,1LB					
	1.8 TFSI	118		09.09	PR: 1LJ	24.0129-0102.1	429102			345 29,5 28,0 V L +S +B
	1.8 TFSI	125		07.11	PR: 1LJ					
	1.8 TFSI	130		05.15	PR: 1LJ					
	2.0 TDI	110		05.13	PR: 1LJ					
	2.0 TDI	120		05.09	PR: 1LJ					
	2.0 TDI	125		05.09	PR: 1LJ					
	2.0 TDI	130		07.11	PR: 1LJ					
	2.0 TDI	140		09.13	PR: 1LJ					
	2.0 TDI quattro	140		09.13	PR: 1LJ					
	2.0 TFSI	132		03.09	PR: 1LJ					
	2.0 TFSI	155		03.09	PR: 1LJ					
	2.0 TFSI	165		05.13	PR: 1LJ					
	2.0 TFSI quattro	155		03.09	PR: 1LJ					
	2.0 TFSI quattro	165		05.13	PR: 1LJ					
	2.7 TDI	120		05.09	PR: 1LJ					
	2.7 TDI	140		03.09	PR: 1LJ					
	3.0 TDI	150		07.11	PR: 1LJ					
	3.0 TDI quattro	160		05.15	PR: 1LJ					
	3.0 TDI quattro	176		03.09	PR: 1LJ					
	3.0 TDI quattro	180		07.11	PR: 1LJ					

¹⁾ spring dimension 44 mm / dimensioni molla 44 mm / dimension de ressort 44 mm / medida de muelle 44 mm








AUDI A5 Cabrio (09-)

	3.2 FSI	195		03.09	PR: 1LJ	24.0129-0102.1	429102		345 29,5 28,0 V L +S +B	
	3.2 FSI quattro S5	195 245		03.09 04.09	PR: 1LJ 06.11 PR: 1LJ					
	1.8 TFSI	118		09.09	PR: 1LD	24.0130-0222.1	430222		345 30,0 28,0 V L +S +B	
	1.8 TFSI	125		07.11	PR: 1LD					
	1.8 TFSI	130		05.15	PR: 1LD					
	2.0 TDI	105		11.11	PR: 1LD,1LJ					
	2.0 TDI	110		05.13	PR: 1LD					
	2.0 TDI	120		05.09	PR: 1LD					
	2.0 TDI	125		05.09	PR: 1LD					
	2.0 TDI	130		07.11	PR: 1LD					
	2.0 TDI	140		09.13	PR: 1LD					
	2.0 TDI quattro	130		01.12	PR: 1LD,1LJ					
	2.0 TDI quattro	140		09.13	PR: 1LD					
	2.0 TFSI	132		03.09	PR: 1LD					
	2.0 TFSI	155		03.09	PR: 1LD					
	2.0 TFSI	165		05.13	PR: 1LD					
	2.0 TFSI quattro	155		03.09	PR: 1LD					
	2.0 TFSI quattro	165		05.13	PR: 1LD					
	2.7 TDI	120		05.09	PR: 1LD					
	2.7 TDI	140		03.09	PR: 1LD					
	3.0 TDI	150		07.11	PR: 1LD					
	3.0 TDI quattro	160		05.15	PR: 1LD					
	3.0 TDI quattro	176		03.09	PR: 1LD					
	3.0 TDI quattro	180		07.11	PR: 1LD					
	3.0 TFSI quattro	200		11.11	PR: 1LD,1LJ					
	3.2 FSI	195		03.09	PR: 1LD					
	3.2 FSI quattro S5	195 245		03.09 07.11	PR: 1LD PR: 1ZT,1LD,1LJ					
		1.8 TFSI	118		09.09	PR: 1KW,2EH	13.0460-2747.2	602747	elektrische Feststellbremse ¹⁾	24606 17,4 +/Zub/S LUC
		1.8 TFSI	125		07.11	PR: 1KW,2EH	13.0470-2747.2	LD2747	elektrische Feststellbremse ¹⁾	24606 17,4 +/Zub/S LUC
		1.8 TFSI	130		05.15	PR: 1KW,2EH				
2.0 TDI		105		11.11	PR: 1KW,2EH					
2.0 TDI		110		05.13	PR: 1KW,2EH					
2.0 TDI		120		05.09	PR: 1KW,2EH					
2.0 TDI		125		05.09	PR: 1KW,2EH					
2.0 TDI		130		07.11	PR: 1KW,2EH					
2.0 TDI		140		09.13	PR: 1KW,2EH					
2.0 TDI quattro		130		01.12	PR: 1KW,2EH					
2.0 TDI quattro		140		09.13	PR: 1KW,2EH					
2.0 TFSI		132		03.09	PR: 1KW,2EH					
2.0 TFSI		155		03.09	PR: 1KW,2EH					
2.0 TFSI		165		05.13	PR: 1KW,2EH					
2.0 TFSI quattro		155		03.09	PR: 1KW,2EH					
2.0 TFSI quattro		165		05.13	PR: 1KW,2EH					
2.7 TDI		120		05.09	PR: 1KW,2EH					
2.7 TDI		140		03.09	PR: 1KW,2EH					
	3.0 TDI	150		07.11	PR: 1KW,2EH					
	3.0 TDI quattro	160		05.15	PR: 1KW,2EH					
	3.0 TDI quattro	176		03.09	PR: 1KW,2EH					
	3.0 TDI quattro	180		07.11	PR: 1KW,2EH					
	3.0 TFSI quattro	200		11.11	PR: 1KW,2EH					
	3.2 FSI	195		03.09	PR: 1KW,2EH					
	3.2 FSI quattro	195		03.09	PR: 1KW,2EH					
	1.8 TFSI	118		09.09	PR: 1KE,1KP	13.0460-2748.2	602748	elektrische Feststellbremse ¹⁾	24606 17,4 +/Zub/S LUC	
	1.8 TFSI	125		07.11	PR: 1KE,1KP	13.0470-2748.2	LD2748	elektrische Feststellbremse ¹⁾	24606 17,4 +/Zub/S LUC	
	1.8 TFSI	130		05.15	PR: 1KE,1KP					
	2.0 TDI	105		11.11	PR: 1KE,1KP					
	2.0 TDI	110		05.13	PR: 1KE,1KP					
	2.0 TDI	120		05.09	PR: 1KE,1KP					
	2.0 TDI	125		05.09	PR: 1KE,1KP					
	2.0 TDI	130		07.11	PR: 1KE,1KP					
	2.0 TDI	140		09.13	PR: 1KE,1KP					
	2.0 TDI quattro	130		01.12	PR: 1KE,1KP					
	2.0 TDI quattro	140		09.13	PR: 1KE,1KP					
2.0 TFSI	132		03.09	PR: 1KE,1KP						
2.0 TFSI	155		03.09	PR: 1KE,1KP						
2.0 TFSI	165		05.13	PR: 1KE,1KP						
2.0 TFSI quattro	155		03.09	PR: 1KE,1KP						
2.0 TFSI quattro	165		05.13	PR: 1KE,1KP						
2.7 TDI	120		05.09	PR: 1KE,1KP						
2.7 TDI	140		03.09	PR: 1KE,1KP						
3.0 TDI	150		07.11	PR: 1KE,1KP						
3.0 TDI quattro	160		05.15	PR: 1KE,1KP						
3.0 TDI quattro	176		03.09	PR: 1KE,1KP						
3.0 TDI quattro	180		07.11	PR: 1KE,1KP						
3.0 TFSI quattro	200		11.11	PR: 1KE,1KP						
3.2 FSI	195		03.09	PR: 1KE,1KP						
3.2 FSI quattro S5	195 245		03.09 04.09	PR: 1KE,1KP PR: 1KE,1KP						
RS 5	331		02.13	PR: 1KZ,2ED	13.0460-2770.2	602770	elektrische Feststellbremse ¹⁾	25214 17,4 +/WK/Zub/S LUC		
	1.8 TFSI	118		09.09	PR: 1KW,2EH	13.0470-2770.2	LD2770	elektrische Feststellbremse ¹⁾	25214 17,4 +/WK/Zub/S LUC	
	1.8 TFSI	125		07.11	PR: 1KW,2EH	24.0112-0178.1	412178	elektrische Feststellbremse ¹⁾	300 12,0 10,0 +S +B	
	1.8 TFSI	130		05.15	PR: 1KW,2EH	24.0312-0178.1	512178	elektrische Feststellbremse ¹⁾	300 12,0 10,0 +S +B PD	
	2.0 TDI	105		11.11	PR: 1KW,2EH					
2.0 TDI	110		05.13	PR: 1KW,2EH						

¹⁾ electric parking brake / fr.dl stazionamento elettrico / frein à main électrique / freno de mano eléctrico

AUDI A5 Cabrio (09-)		PR: 1KW,2EH		24.0112-0178.1	412178	elektrische Feststellbremse ¹⁾	300 12,0 10,0 +S +B	
	2.0 TDI 120	05.09	PR: 1KW,2EH	24.0112-0178.1	412178	elektrische Feststellbremse ¹⁾	300 12,0 10,0 +S +B	
	2.0 TDI 125	05.09	PR: 1KW,2EH	24.0312-0178.1	512178	elektrische Feststellbremse ¹⁾	300 12,0 10,0 +S +B PD	
	2.0 TDI 130	07.11	PR: 1KW,2EH					
	2.0 TDI 140	09.13	PR: 1KW,2EH					
	2.0 TDI quattro 130	01.12	PR: 1KW,2EH					
	2.0 TDI quattro 140	09.13	PR: 1KW,2EH					
	2.0 TFSI 132	03.09	PR: 1KW,2EH					
	2.0 TFSI 155	03.09	PR: 1KW,2EH					
	2.0 TFSI 165	05.13	PR: 1KW,2EH					
	2.0 TFSI quattro 155	03.09	PR: 1KW,2EH					
	2.0 TFSI quattro 165	05.13	PR: 1KW,2EH					
	2.7 TDI 120	05.09	PR: 1KW,2EH					
	2.7 TDI 140	03.09	PR: 1KW,2EH					
	3.0 TDI 150	07.11	PR: 1KW,2EH					
	3.0 TDI quattro 160	05.15	PR: 1KW,2EH					
	3.0 TDI quattro 176	03.09	PR: 1KW,2EH					
	3.0 TDI quattro 180	07.11	PR: 1KW,2EH					
	3.0 TFSI quattro 200	11.11	PR: 1KW,2EH					
	3.2 FSI 195	03.09	PR: 1KW,2EH					
	3.2 FSI quattro 195	03.09	PR: 1KW,2EH					
	1.8 TFSI 118	09.09	10.10 PR: 1KE	24.0122-0250.1	422250	elektrische Feststellbremse ¹⁾	330 22,0 20,0 V L +S +B	
	2.0 TDI 120	05.09	10.10 PR: 1KE					
	2.0 TDI 125	05.09	10.10 PR: 1KE					
	2.0 TFSI 132	03.09	10.10 PR: 1KE					
	2.0 TFSI 155	03.09	10.10 PR: 1KE					
	2.7 TDI 120	05.09	10.10 PR: 1KE					
	2.7 TDI 140	03.09	10.10 PR: 1KE					
	3.0 TDI quattro 176	03.09	10.10 PR: 1KE					
	3.2 FSI 195	03.09	10.10 PR: 1KE					
	3.2 FSI quattro 195	03.09	10.10 PR: 1KE					
	S5 245	04.09	10.10 PR: 1KE					
	1.8 TFSI 118	11.10	PR: 1KE,1KP	24.0122-0272.1	422272	elektrische Feststellbremse ¹⁾	330 21,9 20,0 V L +S +B	
	1.8 TFSI 125	07.11	PR: 1KE,1KP					
	1.8 TFSI 130	05.15	PR: 1KE,1KP					
	2.0 TDI 105	11.11	PR: 1KE,1KP					
	2.0 TDI 110	05.13	PR: 1KE,1KP					
	2.0 TDI 120	11.10	PR: 1KE,1KP					
	2.0 TDI 125	11.10	PR: 1KE,1KP					
	2.0 TDI 130	07.11	PR: 1KE,1KP					
	2.0 TDI 140	09.13	PR: 1KE,1KP					
	2.0 TDI quattro 130	01.12	PR: 1KE,1KP					
	2.0 TDI quattro 140	09.13	PR: 1KE,1KP					
	2.0 TFSI 132	11.10	PR: 1KE,1KP					
	2.0 TFSI 155	11.10	PR: 1KE,1KP					
	2.0 TFSI 165	05.13	PR: 1KE,1KP					
	2.0 TFSI quattro 155	11.10	PR: 1KE,1KP					
	2.0 TFSI quattro 165	05.13	PR: 1KE,1KP					
	2.7 TDI 120	11.10	PR: 1KE,1KP					
	2.7 TDI 140	11.10	PR: 1KE,1KP					
	3.0 TDI 150	07.11	PR: 1KE,1KP					
	3.0 TDI quattro 160	05.15	PR: 1KE,1KP					
	3.0 TDI quattro 176	11.10	PR: 1KE,1KP					
	3.0 TDI quattro 180	07.11	PR: 1KE,1KP					
	3.0 TFSI quattro 200	11.11	PR: 1KE,1KP					
	3.2 FSI 195	11.10	PR: 1KE,1KP					
	3.2 FSI quattro 195	11.10	PR: 1KE,1KP					
	S5 245	11.10	PR: 1KE,1KP					
AUDI A6 / A6 Avant (4A/C4) (94-97)		PR: 1KE,1KP		13.0460-7050.2	607050		20678 19,5 +/WK	ATE
	1.8	10.95	12.97	13.0460-7050.2	607050		20678 19,5 +/WK	ATE
	1.8 quattro	10.95	12.97					
	1.9 TDI	06.94	12.97					
	2.0	06.94	12.97					
	2.0 16V	06.94	12.97					
	2.0 quattro	06.94	12.97					
	2.3	06.94	12.95					
	2.3 quattro	08.94	12.95					
	2.5 TDI	06.94	12.97					
	2.5 TDI quattro	07.95	12.97					
	2.6	06.94	12.97					
	2.6 quattro	06.94	12.97					
	2.8 128	06.94	12.97					
	2.8 142	10.95	12.97					
	2.8 quattro	06.94	12.97					
	S6 169	06.94	12.97	13.0460-2717.2	602717		21452 18,5 +/WK/S	LUC
	S6 213	09.94	12.97					
	S6 plus 235	06.96	12.97					
	1.8	10.95	12.97	24.0115-0105.1	415105		288 15,0 13,0 L +B	
	1.8 quattro	10.95	12.97	24.0315-0105.1	515105		288 15,0 13,0 L +B PD	
	1.9 TDI	06.94	12.97					
	2.0	06.94	12.97					
	2.0 16V	06.94	12.97					
	2.0 quattro	06.94	12.97					
	2.3	06.94	12.95					
	2.3 quattro	08.94	12.95					
	2.5 TDI 85	06.94	12.97					

¹⁾ electric parking brake / fr.di stazionamento elettrico / frein à main électrique / freno de mano eléctrico



AUDI A6 / A6 Avant (4A/C4) (94-97)

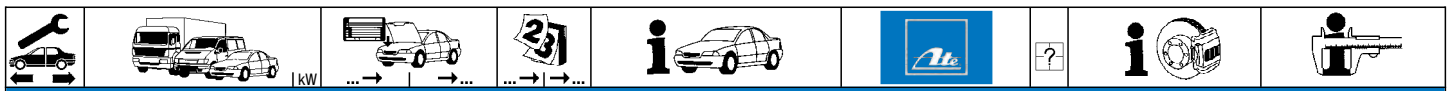
	2.5 TDI	103		10.94	12.97	24.0125-0105.1	425105		288 25,0 23,0 V L +B
	2.5 TDI quattro			07.95	12.97	24.0325-0105.1	525105		288 25,0 23,0 V L +B PD
	2.6			06.94	12.97				
	2.6 quattro			06.94	12.97				
	2.8	128		06.94	12.97				
	2.8	142		10.95	12.97				
	2.8 quattro			06.94	12.97				
	S6	169		06.94	12.97	24.0130-0104.1	430104		314 30,0 28,0 V L +B
	S6	213		09.94	12.97				
S6 plus	235		06.96	12.97	24.0130-0183.1	430183		323 30,0 28,0 V +B	
	1.8			10.95	12.97	13.0460-3602.2	603602		21144 15,8 /S LUC
	1.8 quattro			10.95	12.97				
	1.9 TDI			06.94	12.97				
	2.0			06.94	12.97				
	2.0 16V			06.94	12.97				
	2.0 quattro			06.94	12.97				
	2.3			06.94	12.95				
	2.3 quattro			08.94	12.95				
	2.5 TDI			06.94	12.97				
	2.5 TDI quattro			07.95	12.97				
	2.6			06.94	12.97				
	2.6 quattro			06.94	12.97				
	2.8	128		06.94	12.97				
	2.8	142		10.95	12.97				
	2.8 quattro			06.94	12.97				
S6	169		06.94	12.97					
S6	213		09.94	12.97					
S6 plus	235		06.96	12.97					
	1.8			10.95	12.97	24.0110-0201.1	410201		245 10,0 8,0 +B
	1.8 quattro			10.95	12.97	24.0310-0201.1	510201		245 10,0 8,0 +B PD
	1.9 TDI			06.94	12.97				
	2.0			06.94	12.97				
	2.0 16V			06.94	12.97				
	2.0 quattro			06.94	12.97				
	2.3			06.94	12.95				
	2.3 quattro			08.94	12.95				
	2.5 TDI			06.94	12.97				
	2.5 TDI quattro			07.95	12.97				
	2.6			06.94	12.97				
	2.6 quattro			06.94	12.97				
	2.8	128		06.94	12.97				
	2.8	142		10.95	12.97				
	2.8 quattro			06.94	12.97				
S6	169		06.94	12.97	24.0120-0172.1	420172		269 19,9 18,0 V L	
S6	213		09.94	12.97					
S6 plus	235		06.96	12.97					

AUDI A6 / A6 Avant (4B/C5) (97-05)

	1.8			04.97	01.05	13.0460-7110.2	607110		23018 20,3 +/WK ATE
	1.8 T	110		04.97	01.05	13.0470-7110.2	LD7110		23018 20,3 +/WK ATE
	1.8 T	132		12.97	01.05				
	1.8 T quattro			04.97	01.05	PR: 1LB,1LE,1LF,1LT			
	1.9 TDI			04.97	01.05				
	2.0			08.01	01.05				
	2.4	100		07.98	01.05				
	2.4	115		04.97	01.05				
	2.4	121		04.97	01.05				
	2.4 quattro			04.97	01.05	PR: 1LB,1LE,1LF,1LT			
	2.5 TDI	110		04.97	01.05				
	2.5 TDI	120		07.02	01.05	PR: 1LB,1LE,1LF,1LT			
	2.5 TDI	132		02.00	01.05	PR: 1LB,1LE,1LF,1LT			
	2.5 TDI quattro			07.97	01.05	PR: 1LB,1LE,1LF,1LT			
	2.8			04.97	01.05				
2.8 quattro			04.97	01.05	PR: 1LB,1LE,1LF,1LT				
2.7 T		4B-X-060000	03.98						
2.7 T quattro		4B-X-060000	10.97			13.0460-2701.2	602701		21454 17,0 +/WK/S LUC
2.7 T		4B-X-060001	05.01			13.0460-2875.2	602875		23280 17,5 +/WK LUC
2.7 T quattro		4B-X-060001	05.01						
4.2 quattro			11.98	01.05					
S6			09.99	01.05					
1.8 T quattro			06.01	01.05	PR: 1LG,1LA	13.0460-7166.2	607166		23762 20,4 +/WK ATE
2.4 quattro			06.01	01.05	PR: 1LG,1LA	13.0470-7166.2	LD7166		23762 20,4 +/WK ATE
2.5 TDI	120		07.02	01.05	PR: 1LG,1LA				
2.5 TDI	132		02.00	01.05	PR: 1LG,1LA				
2.5 TDI quattro			06.01	01.05	PR: 1LG,1LA				
2.7 T			06.01	01.05	PR: 1LG,1LA				
2.7 T quattro			06.01	01.05	PR: 1LG,1LA				
3.0			06.01	01.05	PR: 1LG,1LA				
3.0 quattro			06.01	01.05	PR: 1LG,1LA				
	1.8			04.97	01.05	PR: 1LB,1LE	24.0125-0105.1	425105	288 25,0 23,0 V L +B
	1.8 T	110		04.97	01.05	PR: 1LB,1LE	24.0325-0105.1	525105	288 25,0 23,0 V L +B PD
	1.8 T	132		12.97	01.05	PR: 1LB,1LE			
	1.8 T quattro			04.97	01.05	PR: 1LB,1LE			
	1.9 TDI			04.97	01.05	PR: 1LB,1LE			
	2.0			08.01	01.05	PR: 1LB,1LE			
2.4	100		07.98	01.05	PR: 1LB,1LE				



AUDI A6 / A6 Avant (4B/C5) (97-05)										
	2.4	115		04.97	01.05	PR: 1LB,1LE	24.0125-0105.1	425105		288 25,0 23,0 V L +B
	2.4	121		04.97	01.05	PR: 1LB,1LE	24.0325-0105.1	525105		288 25,0 23,0 V L +B PD
	2.4 quattro			04.97	01.05	PR: 1LB,1LE				
	2.5 TDI	110		04.97	01.05	PR: 1LB,1LE				
	2.5 TDI	120		07.02	01.05	PR: 1LB,1LE				
	2.5 TDI	132		02.00	01.05	PR: 1LB,1LE				
	2.5 TDI quattro			07.97	01.05	PR: 1LB,1LE				
	2.8			04.97	01.05	PR: 1LB,1LE				
	2.8 quattro			04.97	01.05	PR: 1LB,1LE				
	1.8			04.97	01.05	PR: 1LF,1LT	24.0125-0137.1	425137		312 25,0 23,0 V L +B
1.8 T	110		04.97	01.05	PR: 1LF,1LT	24.0325-0137.1	525137		312 25,0 23,0 V L +B PD	
1.8 T	132		12.97	01.05	PR: 1LF,1LT					
1.8 T quattro			04.97	01.05	PR: 1LF,1LT					
1.9 TDI			04.97	01.05	PR: 1LF,1LT					
2.0			08.01	01.05	PR: 1LF,1LT					
2.4	100		07.98	01.05	PR: 1LF,1LT					
2.4	115		04.97	01.05	PR: 1LF,1LT					
2.4	121		04.97	01.05	PR: 1LF,1LT					
2.4 quattro			04.97	01.05	PR: 1LF,1LT					
2.5 TDI	110		04.97	01.05	PR: 1LF,1LT					
2.5 TDI	120		07.02	01.05	PR: 1LF,1LT					
2.5 TDI	132		02.00	01.05	PR: 1LF,1LT					
2.5 TDI quattro			07.97	01.05	PR: 1LF,1LT					
2.8			04.97	01.05	PR: 1LF,1LT					
2.8 quattro			04.97	01.05	PR: 1LF,1LT					
1.8 T	110		04.97	01.05	PR: 1LG,1LA	24.0130-0113.1	430113		320 30,0 28,0 V L +B	
1.8 T quattro			06.01	01.05	PR: 1LG,1LA	24.0330-0113.1	530113		320 30,0 28,0 V L +B PD	
2.4 quattro			06.01	01.05	PR: 1LG,1LA					
2.5 TDI	110		04.97	01.05	PR: 1LG,1LA					
2.5 TDI	120		07.02	01.05	PR: 1LG,1LA					
2.5 TDI	132		02.00	01.05	PR: 1LG,1LA					
2.5 TDI quattro			06.01	01.05	PR: 1LG,1LA					
2.7 T			03.98	01.05						
2.7 T quattro			10.97	01.05						
3.0			06.01	01.05						
3.0 quattro			06.01	01.05						
4.2 quattro			11.98	01.05		24.0130-0174.1	430174		321 30,0 28,0 V L +B	
S6			09.99	01.05						
	1.8			04.97	05.01		13.0460-2820.2	602820		20961 17,6 /S LUC
	1.8 T	110		04.97	05.01		13.0470-2820.2	LD2820		20961 17,6 /S LUC
	1.8 T	132		12.97	05.01		13.0460-0072.2	610072		Belagsatz-Zubehör LUC
	1.8 T quattro			04.97	05.01					
	1.9 TDI			04.97	05.01					
	2.4	100		07.98	05.01					
	2.4	115		04.97	05.01					
	2.4	121		04.97	05.01					
	2.4 quattro			04.97	05.01					
	2.5 TDI	110		04.97	05.01					
	2.5 TDI	132		02.00	05.01					
	2.5 TDI quattro			07.97	05.01					
	2.7 T			03.98	05.01					
	2.7 T quattro			10.97	05.01					
	2.8			04.97	05.01					
	2.8 quattro			04.97	05.01					
	4.2 quattro			11.98	05.01					
	S6			09.99	05.01					
	1.8			06.01	01.05		13.0460-2886.2	602886		20961 16,2 /S LUC
	1.8 T	110		06.01	01.05		13.0470-2886.2	LD2886		20961 16,2 /S LUC
1.8 T	132		06.01	01.05						
1.8 T quattro			06.01	01.05						
1.9 TDI			06.01	01.05						
2.0			08.01	01.05						
2.4	100		06.01	01.05						
2.4	115		06.01	01.05						
2.4	121		06.01	01.05						
2.4 quattro			06.01	01.05						
2.5 TDI	110		06.01	01.05						
2.5 TDI	120		07.02	01.05						
2.5 TDI	132		06.01	01.05						
2.5 TDI quattro			06.01	01.05						
2.7 T			06.01	01.05						
2.7 T quattro			06.01	01.05						
2.8			06.01	01.05						
2.8 quattro			06.01	01.05						
3.0			06.01	01.05						
3.0 quattro			06.01	01.05						
4.2 quattro			06.01	01.05						
S6			06.01	01.05						
RS 6			07.02	01.05		13.0460-2889.2	602889		23326 17,4 /WE/S LUC	
	1.8			04.97	01.05		24.0110-0201.1	410201		245 10,0 8,0 +B
	1.8 T	110		04.97	01.05		24.0310-0201.1	510201		245 10,0 8,0 +B PD
	1.8 T	132		12.97	01.05					
	1.9 TDI			04.97	01.05					
	2.0			08.01	01.05					
	2.4	100		07.98	01.05					
2.4	115		04.97	01.05						



AUDI A6 / A6 Avant (4B/C5) (97-05)

	2.4	121		04.97	01.05		24.0110-0201.1	410201			245 10,0 8,0 +B
	2.5 TDI	110		04.97	01.05		24.0310-0201.1	510201			245 10,0 8,0 +B PD
	2.5 TDI	120		07.02	01.05						
	2.5 TDI	132		02.00	01.05						
	2.7 T			03.98	01.05						
	2.8			04.97	01.05						
	3.0			06.01	01.05						
	1.8 T Lim. quattro		4B-X-200000	04.97			24.0110-0258.1	410258			245 10,0 8,0 +B
	2.4 Lim. quattro		4B-X-200000	04.97							
	2.5 TDI Lim. quattro		4B-X-200000	07.97							
	2.7 T Lim. quattro		4B-X-200000	10.97							
	2.8 Lim. quattro		4B-X-200000	04.97							
	3.0 Lim. quattro		4B-X-200000	06.01							
	1.8 T quattro	4B-Y-000001			01.05	PR: ON1	24.0110-0258.1	410258			245 10,0 8,0 +B
	2.4 quattro	4B-Y-000001			01.05	PR: ON1					
	2.5 TDI quattro	4B-Y-000001			01.05	PR: ON1					
	2.7 T quattro	4B-Y-000001			01.05	PR: ON1					
	2.8 quattro	4B-Y-000001			01.05	PR: ON1					
	3.0 quattro	4B-Y-000001			01.05	PR: ON1					
	1.8 T quattro		4B-X-200000	04.97		+ Avant	24.0110-0259.1	410259			255 10,0 8,0 +B
	2.4 quattro		4B-X-200000	04.97		+ Avant					
	2.5 TDI quattro		4B-X-200000	07.97		+ Avant					
	2.7 T quattro		4B-X-200000	10.97		+ Avant					
	2.8 quattro		4B-X-200000	04.97		+ Avant					
	3.0 quattro		4B-X-200000	06.01		+ Avant					
	1.8 T quattro	4B-Y-000001			01.05	PR: ON5/ - Avant ¹⁾	24.0110-0259.1	410259			255 10,0 8,0 +B
	2.4 quattro	4B-Y-000001			01.05	PR: ON5/ - Avant ¹⁾					
	2.5 TDI quattro	4B-Y-000001			01.05	PR: ON5/ - Avant ¹⁾					
	2.7 T quattro	4B-Y-000001			01.05	PR: ON5/ - Avant ¹⁾					
	2.8 quattro	4B-Y-000001			01.05	PR: ON5/ - Avant ¹⁾					
	3.0 quattro	4B-Y-000001			01.05	PR: ON5/ - Avant ¹⁾					
	1.8 T quattro			04.97	01.05	PR: ON6	24.0110-0260.1	410260			255 10,0 8,0 +B
	2.4 quattro			04.97	01.05	PR: ON6	24.0310-0260.1	510260			255 10,0 8,0 +B PD
	2.5 TDI quattro			07.97	01.05	PR: ON6					
	2.7 T quattro			10.97	01.05	PR: ON6					
	2.8 quattro			04.97	01.05	PR: ON6					
	3.0 quattro			06.01	01.05	PR: ON6					
	4.2 quattro			11.98	01.05		24.0122-0222.1	422222			269 22,0 20,0 V L +B
	S6			09.99	01.05						

AUDI A6 Allroad (00-05)












	2.5 TDI			05.00	07.05	PR: 1LA	13.0460-7166.2	607166			23762 20,4 +/WK	ATE
	2.7 T			05.00	07.05	PR: 1LA	13.0470-7166.2	LD7166			23762 20,4 +/WK	ATE
	4.2			07.02	07.05	PR: 1LA	13.0460-7166.2	607166			23762 20,4 +/WK	ATE
	2.5 TDI			05.00	07.05	PR: 1LX	13.0460-2875.2	602875			23280 17,5 +/WK	LUC
	2.7 T			05.00	07.05	PR: 1LX						
	4.2			07.02	07.05	PR: 1LX						
	2.5 TDI			05.00	07.05		24.0130-0113.1	430113			320 30,0 28,0 V L +B	
	2.7 T			05.00	07.05		24.0330-0113.1	530113			320 30,0 28,0 V L +B PD	
	4.2			07.02	07.05							
	2.5 TDI			05.00	07.05		13.0460-2886.2	602886			20961 16,2 /S	LUC
	2.7 T			05.00	07.05		13.0470-2886.2	LD2886			20961 16,2 /S	LUC
	4.2			07.02	07.05							
	2.5 TDI			05.00	07.05		24.0110-0260.1	410260			255 10,0 8,0 +B	
	2.7 T			05.00	07.05		24.0310-0260.1	510260			255 10,0 8,0 +B PD	
	4.2			07.02	07.05		24.0122-0203.1	422203			269 22,0 20,0 V L +B	

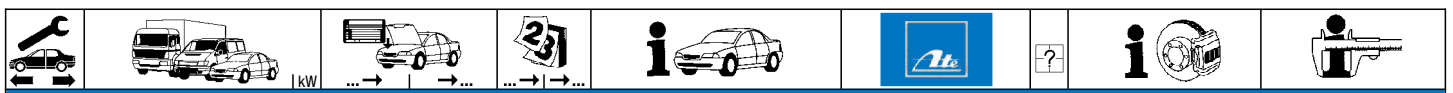
AUDI A6 (4F2/C6) Limousine (04-11)

	2.0 TDI	100		06.05	03.11	PR: 1LT	13.0460-7110.2	607110			23018 20,3 +/WK	ATE
	2.0 TDI	103		07.04	03.11	PR: 1LT	13.0470-7110.2	LD7110			23018 20,3 +/WK	ATE
	2.0 TDI	103		10.08	03.11	PR: 1LT						
	2.0 TDI	103		10.08	03.11	PR: 1LT						
	2.0 TDI	103		10.08	03.11	PR: 1LT						
	2.0 TDI	125		10.08	03.11	PR: 1LT						
	2.0 TFSI	125		06.05	03.11	PR: 1LT						
	2.4	130		04.04	03.11	PR: 1LT						
	2.4 quattro	130		01.05	03.11	PR: 1LT						
	2.7 TDI	120		11.04	03.11	PR: 1LT						
	2.7 TDI	132		11.04	03.11	PR: 1LT						
	2.7 TDI quattro	120		06.05	03.11	PR: 1LT						
	2.7 TDI quattro	132		11.04	03.11	PR: 1LT						
	2.7 TDI quattro	140		10.08	03.11	PR: 1LT						
	2.8 FSI	140		10.08	03.11	PR: 1LT						
	2.8 FSI	154		11.06	03.11	PR: 1LT						
	2.8 FSI	162		10.08	03.11	PR: 1LT						
	2.8 FSI quattro	140		10.08	03.11	PR: 1LT						
	2.8 FSI quattro	154		04.07	03.11	PR: 1LT						
	2.8 FSI quattro	162		10.08	03.11	PR: 1LT						
	3.0	160		04.04	03.11	PR: 1LT						
	3.0 quattro	160		04.04	03.11	PR: 1LT						
	3.0 TDI quattro	155		04.04	03.11	PR: 1LT						
	3.0 TDI quattro	165		04.04	03.11	PR: 1LT						
	3.0 TDI quattro	171		06.06	03.11	PR: 1LT						
	3.2 FSI			04.04	03.11	PR: 1LT						
	3.2 FSI quattro	188		04.04	03.11	PR: 1LT						

¹⁾ PR: ON5/ - Estate / PR: ON5/ - Station Wagon / PR: ON5/ - Break / PR: ON5/ - Break



AUDI A6 (4F2/C6) Limousine (04-11)												
												
AUDI A6 (4F2/C6) Limousine (04-11)												
	4.2 FSI quattro	257	06.06	03.11	PR: 1LT	13.0460-7110.2	607110			23018	20,3 +/WK	ATE
	4.2 quattro	246	04.04	03.11	PR: 1LT							
	2.0 TDI	100	06.05	03.11	PR: 1LG,1LD,1ZL,1LH	13.0460-7201.2	607201			23763	20,3 +/WK	ATE
	2.0 TDI	103	07.04	03.11	PR: 1LG,1LD,1ZL,1LH	13.0470-7201.2	LD7201			23763	20,3 +/WK	ATE
	2.0 TDI	125	10.08	03.11	PR: 1LG,1ZL							
	2.0 TFSI	125	06.05	03.11	PR: 1LG,1LD,1ZL,1LH							
	2.4	130	04.04	03.11	PR: 1LG,1LD,1ZL,1LH							
	2.4 quattro	130	01.05	03.11	PR: 1LG,1LD,1ZL,1LH							
	2.7 TDI	120	11.04	03.11	PR: 1LG,1LD,1ZL,1LH							
	2.7 TDI	132	11.04	03.11	PR: 1LG,1LD,1ZL,1LH							
	2.7 TDI	140	10.08	03.11	PR: 1LG,1ZL							
	2.7 TDI quattro	120	06.05	03.11	PR: 1LG,1LD,1ZL,1LH							
	2.7 TDI quattro	132	11.04	03.11	PR: 1LG,1LD,1ZL,1LH							
	2.7 TDI quattro	140	10.08	03.11	PR: 1LG,1ZL							
	2.8 FSI	140	10.08	03.11	PR: 1LG,1ZL							
	2.8 FSI	154	11.06	03.11	PR: 1LG,1LD,1ZL,1LH							
	2.8 FSI	162	10.08	03.11	PR: 1LG,1ZL							
	2.8 FSI quattro	140	10.08	03.11	PR: 1LG,1ZL							
	2.8 FSI quattro	154	04.07	03.11	PR: 1LG,1LD,1ZL,1LH							
	2.8 FSI quattro	162	10.08	03.11	PR: 1LG,1ZL							
	3.0	160	04.04	03.11	PR: 1LG,1LD,1ZL,1LH							
	3.0 quattro	160	04.04	03.11	PR: 1LG,1LD,1ZL,1LH							
	3.0 TDI quattro	155	04.04	03.11	PR: 1LG,1LD,1ZL,1LH							
	3.0 TDI quattro	165	04.04	03.11	PR: 1LG,1LD,1ZL,1LH							
	3.0 TDI quattro	171	04.04	03.11	PR: 1LG,1LD,1ZL,1LH							
	3.0 TDI quattro	176	10.08	03.11	PR: 1LG,1ZL							
	3.0 TFSI quattro		10.08	03.11	PR: 1LG,1ZL							
	3.2 FSI		04.04	03.11	PR: 1LG,1LD,1ZL,1LH							
	3.2 FSI quattro	188	04.04	03.11	PR: 1LG,1LD,1ZL,1LH							
	4.2 FSI quattro	257	06.06	03.11	PR: 1LG,1LD,1ZL,1LH	13.0460-7201.2	607201			23763	20,3 +/WK	ATE
	4.2 quattro	246	04.04	03.11	PR: 1LG,1LD,1ZL,1LH							
	S6	320	03.06	03.11		13.0460-7182.2	607182			23896	20,6 +/WK	ATE
	RS 6	426	04.08	03.11	PR: 1LM	13.0460-4864.2	604864			24455	16,8 /WK	BRE
	2.0 TDI	100	06.05	03.11	PR: 1LT	24.0125-0149.1	425149			314	25,0 23,0 V L +B	
	2.0 TDI	103	07.04	03.11	PR: 1LT							
	2.0 TDI	125	10.08	03.11	PR: 1LT							
	2.0 TFSI	125	06.05	03.11	PR: 1LT							
	2.4	130	04.04	03.11	PR: 1LT							
	2.4 quattro	130	01.05	03.11	PR: 1LT							
	2.7 TDI	120	11.04	03.11	PR: 1LT							
	2.7 TDI	132	11.04	03.11	PR: 1LT							
	2.7 TDI	140	10.08	03.11	PR: 1LT							
	2.7 TDI quattro	120	06.05	03.11	PR: 1LT							
	2.7 TDI quattro	132	11.04	03.11	PR: 1LT							
	2.7 TDI quattro	140	10.08	03.11	PR: 1LT							
	2.8 FSI	140	10.08	03.11	PR: 1LT							
	2.8 FSI	154	11.06	03.11	PR: 1LT							
	2.8 FSI	162	10.08	03.11	PR: 1LT							
	2.8 FSI quattro	140	10.08	03.11	PR: 1LT							
	2.8 FSI quattro	154	04.07	03.11	PR: 1LT							
	2.8 FSI quattro	162	10.08	03.11	PR: 1LT							
	3.0	160	04.04	03.11	PR: 1LT							
	3.0 quattro	160	04.04	03.11	PR: 1LT							
	3.0 TDI quattro	155	04.04	03.11	PR: 1LT							
	3.0 TDI quattro	165	04.04	03.11	PR: 1LT							
	3.0 TDI quattro	171	06.06	03.11	PR: 1LT							
	3.0 TDI quattro	176	10.08	03.11	PR: 1LT							
	3.0 TFSI quattro		10.08	03.11	PR: 1LT							
	3.2 FSI		04.04	03.11	PR: 1LT							
	3.2 FSI quattro	188	04.04	03.11	PR: 1LT							
	4.2 FSI quattro	257	06.06	03.11	PR: 1LT							
	4.2 quattro	246	04.04	03.11	PR: 1LT							
	2.0 TDI	100	06.05	03.11	PR: 1LG,1LD	24.0130-0175.1	430175			321	30,0 28,0 V L +S +B	
	2.0 TDI	103	07.04	03.11	PR: 1LG,1LD	24.0330-0175.1	530175			321	30,0 28,0 V L +S +B	PD
	2.0 TDI	125	10.08	03.11	PR: 1LG							
	2.0 TFSI	125	06.05	03.11	PR: 1LG,1LD							
	2.4	130	04.04	03.11	PR: 1LG,1LD							
	2.4 quattro	130	01.05	03.11	PR: 1LG,1LD							
	2.7 TDI	120	11.04	03.11	PR: 1LG,1LD							
	2.7 TDI	132	11.04	03.11	PR: 1LG,1LD							
	2.7 TDI	140	10.08	03.11	PR: 1LG							
	2.7 TDI quattro	120	06.05	03.11	PR: 1LG,1LD							
	2.7 TDI quattro	132	11.04	03.11	PR: 1LG,1LD							
	2.7 TDI quattro	140	10.08	03.11	PR: 1LG							
	2.8 FSI	140	10.08	03.11	PR: 1LG							
	2.8 FSI	154	11.06	03.11	PR: 1LG,1LD							
	2.8 FSI	162	10.08	03.11	PR: 1LG							
	2.8 FSI quattro	140	10.08	03.11	PR: 1LG							
	2.8 FSI quattro	154	04.07	03.11	PR: 1LG,1LD							
	2.8 FSI quattro	162	10.08	03.11	PR: 1LG							
	3.0	160	04.04	03.11	PR: 1LG,1LD							
	3.0 quattro	160	04.04	03.11	PR: 1LG,1LD							
	3.0 TDI quattro	155	04.04	03.11	PR: 1LG,1LD							
	3.0 TDI quattro	165	04.04	03.11	PR: 1LG,1LD							
	3.0 TDI quattro	171	06.06	03.11	PR: 1LG,1LD							
	3.0 TDI quattro	176	10.08	03.11	PR: 1LG							








AUDI A6 (4F2/C6) Limousine (04-11)

	3.0 TFSI quattro 3.2 FSI 3.2 FSI quattro 188 4.2 FSI quattro 257 4.2 quattro 246		10.08 03.11 PR: 1LG 04.04 03.11 PR: 1LG,1LD 04.04 03.11 PR: 1LG,1LD 06.06 03.11 PR: 1LG,1LD 04.04 03.11 PR: 1LG,1LD	24.0130-0175.1 430175 24.0330-0175.1 530175		321 30,0 28,0 VL +S +B 321 30,0 28,0 VL +S +B PD
	2.0 TDI 100 2.0 TDI 103 2.0 TDI 125 2.0 TFSI 125 2.4 130 2.4 quattro 130 2.7 TDI 120 2.7 TDI 132 2.7 TDI 140 2.7 TDI quattro 120 2.7 TDI quattro 132 2.7 TDI quattro 140 2.8 FSI 140 2.8 FSI 154 2.8 FSI 162 2.8 FSI quattro 140 2.8 FSI quattro 154 2.8 FSI quattro 162 3.0 160 3.0 quattro 160 3.0 TDI quattro 155 3.0 TDI quattro 165 3.0 TDI quattro 171 3.0 TDI quattro 176 3.0 TFSI quattro 3.2 FSI 3.2 FSI quattro 188 4.2 FSI quattro 257 4.2 quattro 246		06.05 03.11 PR: 1ZL,1LH 07.04 03.11 PR: 1ZL,1LH 10.08 03.11 PR: 1ZL 06.05 03.11 PR: 1ZL,1LH 04.04 03.11 PR: 1ZL,1LH 01.05 03.11 PR: 1ZL,1LH 11.04 03.11 PR: 1ZL,1LH 11.04 03.11 PR: 1ZL,1LH 10.08 03.11 PR: 1ZL 06.05 03.11 PR: 1ZL,1LH 11.04 03.11 PR: 1ZL,1LH 10.08 03.11 PR: 1ZL 10.08 03.11 PR: 1ZL 04.07 03.11 PR: 1ZL,1LH 10.08 03.11 PR: 1ZL 04.04 03.11 PR: 1ZL,1LH 04.04 03.11 PR: 1ZL,1LH 04.04 03.11 PR: 1ZL,1LH 06.06 03.11 PR: 1ZL,1LH 10.08 03.11 PR: 1ZL 10.08 03.11 PR: 1ZL 04.04 03.11 PR: 1ZL,1LH 04.04 03.11 PR: 1ZL,1LH 06.06 03.11 PR: 1ZL,1LH 04.04 03.11 PR: 1ZL,1LH	24.0130-0176.1 430176 24.0330-0176.1 530176		347 30,0 28,0 VL +S +B 347 30,0 28,0 VL +S +B PD
	S6 320		03.06 03.11	24.0136-0107.1 436107		385 36,0 33,5 VL +B
	2.0 TDI 100 2.0 TDI 103 2.0 TDI 125 2.0 TFSI 125 2.4 130 2.4 quattro 130 2.7 TDI 120 2.7 TDI 132 2.7 TDI 140 2.7 TDI quattro 120 2.7 TDI quattro 132 2.7 TDI quattro 140 2.8 FSI 140 2.8 FSI 154 2.8 FSI 162 2.8 FSI quattro 140 2.8 FSI quattro 154 2.8 FSI quattro 162 3.0 160 3.0 quattro 160 3.0 TDI quattro 155 3.0 TDI quattro 165 3.0 TDI quattro 171 3.0 TDI quattro 176 3.0 TFSI quattro 3.2 FSI 3.2 FSI quattro 188 4.2 FSI quattro 257 4.2 quattro 246		06.05 03.11 PR: 1KD,2ED 07.04 03.11 PR: 1KD,2ED 10.08 03.11 PR: 1KD 06.05 03.11 PR: 1KD,2ED 04.04 03.11 PR: 1KD,2ED 01.05 03.11 PR: 1KD,2ED 11.04 03.11 PR: 1KD,2ED 11.04 03.11 PR: 1KD,2ED 10.08 03.11 PR: 1KD 06.05 03.11 PR: 1KD,2ED 11.04 03.11 PR: 1KD,2ED 10.08 03.11 PR: 1KD 10.08 03.11 PR: 1KD 11.06 03.11 PR: 1KD,2ED 10.08 03.11 PR: 1KD 10.08 03.11 PR: 1KD 04.07 03.11 PR: 1KD,2ED 10.08 03.11 PR: 1KD 04.04 03.11 PR: 1KD,2ED 04.04 03.11 PR: 1KD,2ED 04.04 03.11 PR: 1KD,2ED 06.06 03.11 PR: 1KD,2ED 10.08 03.11 PR: 1KD 10.08 03.11 PR: 1KD 04.04 03.11 PR: 1KD,2ED 04.04 03.11 PR: 1KD,2ED 06.06 03.11 PR: 1KD,2ED 04.04 03.11 PR: 1KD,2ED	13.0460-2880.2 602880 13.0470-2880.2 LD2880 13.0460-0259.2 610259	elektrische Feststellbremse ¹⁾ elektrische Feststellbremse ¹⁾	23914 17,1 /WE/Zub/S LUC 23914 17,1 /WE/Zub/S LUC Belagsatz-Zubehör
	2.0 TDI 100 2.0 TDI 103 2.0 TDI 125 2.0 TFSI 125 2.4 130 2.4 quattro 130 2.7 TDI 120 2.7 TDI 132 2.7 TDI 140 2.7 TDI quattro 120 2.7 TDI quattro 132 2.7 TDI quattro 140 2.8 FSI 140 2.8 FSI 154 2.8 FSI 162 2.8 FSI quattro 140 2.8 FSI quattro 154 2.8 FSI quattro 162 3.0 160 3.0 quattro 160 3.0 TDI quattro 155 3.0 TDI quattro 165 3.0 TDI quattro 171		06.05 03.11 PR: 1KW,2EE 07.04 03.11 PR: 1KW,2EE 10.08 03.11 PR: 1KW 06.05 03.11 PR: 1KW,2EE 04.04 03.11 PR: 1KW,2EE 01.05 03.11 PR: 1KW,2EE 11.04 03.11 PR: 1KW,2EE 11.04 03.11 PR: 1KW,2EE 10.08 03.11 PR: 1KW 06.05 03.11 PR: 1KW,2EE 11.04 03.11 PR: 1KW,2EE 10.08 03.11 PR: 1KW 10.08 03.11 PR: 1KW 11.06 03.11 PR: 1KW,2EE 10.08 03.11 PR: 1KW 10.08 03.11 PR: 1KW 04.07 03.11 PR: 1KW,2EE 10.08 03.11 PR: 1KW 04.04 03.11 PR: 1KW,2EE 04.04 03.11 PR: 1KW,2EE 04.04 03.11 PR: 1KW,2EE 06.06 03.11 PR: 1KW,2EE	13.0460-2888.2 602888 13.0470-2888.2 LD2888 13.0460-0023.2 610023	elektrische Feststellbremse ¹⁾ elektrische Feststellbremse ¹⁾	23326 17,4 /WE/S LUC 23326 17,4 /WE/S LUC Belagsatz-Zubehör

¹⁾ electric parking brake / fr.di stazionamento elettrico / frein à main électrique / freno de mano eléctrico

AUDI A6 (4F2/C6) Limousine (04-11)									
3.0 TDI quattro	176	10.08	03.11	PR: 1KW	13.0460-2888.2	602888	elektrische Feststellbremse 1)	23326 17,4 /WE/S	LUC
	3.0 TFSI quattro		10.08	03.11	PR: 1KW	13.0470-2888.2			
3.2 FSI		04.04	03.11	PR: 1KW,2EE	13.0460-0023.2	610023	elektrische Feststellbremse 1)	23326 17,4 /WE/S	LUC
3.2 FSI quattro	188	04.04	03.11	PR: 1KW,2EE					
4.2 FSI quattro	257	06.06	03.11	PR: 1KW,2EE			Belagsatz-Zubehör		
4.2 quattro	246	04.04	03.11	PR: 1KW,2EE					
2.0 TDI	100	06.05	03.11	PR: 1KQ	13.0460-2749.2	602749	elektrische Feststellbremse 1)	24483 16,9 /Zub/S	LUC
2.0 TDI	103	07.04	03.11	PR: 1KQ	13.0470-2749.2	LD2749			
2.0 TDI	125	10.08	03.11	PR: 1KQ	13.0460-0259.2	610259	elektrische Feststellbremse 1)	24483 16,9 /Zub/S	LUC
2.0 TFSI	125	06.05	03.11	PR: 1KQ					
2.4	130	04.04	03.11	PR: 1KQ			Belagsatz-Zubehör		
2.4 quattro	130	01.05	03.11	PR: 1KQ					
2.7 TDI	120	11.04	03.11	PR: 1KQ			Belagsatz-Zubehör		
2.7 TDI	132	11.04	03.11	PR: 1KQ					
2.7 TDI	140	10.08	03.11	PR: 1KQ			Belagsatz-Zubehör		
2.7 TDI quattro	120	06.05	03.11	PR: 1KQ					
2.7 TDI quattro	132	11.04	03.11	PR: 1KQ			Belagsatz-Zubehör		
2.7 TDI quattro	140	10.08	03.11	PR: 1KQ					
2.8 FSI	140	10.08	03.11	PR: 1KQ			Belagsatz-Zubehör		
2.8 FSI	154	11.06	03.11	PR: 1KQ					
2.8 FSI	162	10.08	03.11	PR: 1KQ			Belagsatz-Zubehör		
2.8 FSI quattro	140	10.08	03.11	PR: 1KQ					
2.8 FSI quattro	154	04.07	03.11	PR: 1KQ			Belagsatz-Zubehör		
2.8 FSI quattro	162	10.08	03.11	PR: 1KQ					
3.0	160	04.04	03.11	PR: 1KQ			Belagsatz-Zubehör		
3.0 quattro	160	04.04	03.11	PR: 1KQ					
3.0 TDI quattro	155	04.04	03.11	PR: 1KQ			Belagsatz-Zubehör		
3.0 TDI quattro	165	04.04	03.11	PR: 1KQ					
3.0 TDI quattro	171	06.06	03.11	PR: 1KQ			Belagsatz-Zubehör		
3.0 TDI quattro	176	10.08	03.11	PR: 1KQ					
3.0 TFSI quattro		10.08	03.11	PR: 1KQ			Belagsatz-Zubehör		
3.2 FSI		04.04	03.11	PR: 1KQ					
3.2 FSI quattro	188	04.04	03.11	PR: 1KQ			Belagsatz-Zubehör		
4.2 FSI quattro	257	06.06	03.11	PR: 1KQ					
4.2 quattro	246	04.04	03.11	PR: 1KQ			Belagsatz-Zubehör		
RS 6	426	04.08	03.11		13.0460-2888.2	602888			
S6	320	03.06	03.11	PR: 1KW,2EE	13.0460-0023.2	610023	elektrische Feststellbremse 1)	23326 17,4 /WE/S	LUC
2.0 TDI	100	06.05	03.11	PR: 1KD,2ED,1KQ	24.0112-0159.1	412159	elektrische Feststellbremse 1)	302 12,0 10,0 +B	LUC
	2.0 TDI	103	07.04	03.11	PR: 1KD,2ED,1KQ	24.0312-0159.1			
2.0 TDI	103	04.04	03.11	PR: 1KD,2ED,1KQ			elektrische Feststellbremse 1)		
2.0 TDI	125	10.08	03.11	PR: 1KD,1KQ					
2.0 TFSI	125	06.05	03.11	PR: 1KD,2ED,1KQ			elektrische Feststellbremse 1)		
2.4	130	04.04	03.11	PR: 1KD,2ED,1KQ					
2.4 quattro	130	01.05	03.11	PR: 1KD,2ED,1KQ			elektrische Feststellbremse 1)		
2.7 TDI	120	11.04	03.11	PR: 1KD,2ED,1KQ					
2.7 TDI	132	11.04	03.11	PR: 1KD,2ED,1KQ			elektrische Feststellbremse 1)		
2.7 TDI	140	10.08	03.11	PR: 1KD,1KQ					
2.7 TDI quattro	120	06.05	03.11	PR: 1KD,2ED,1KQ			elektrische Feststellbremse 1)		
2.7 TDI quattro	132	11.04	03.11	PR: 1KD,2ED,1KQ					
2.7 TDI quattro	140	10.08	03.11	PR: 1KD,1KQ			elektrische Feststellbremse 1)		
2.8 FSI	140	10.08	03.11	PR: 1KD,1KQ					
2.8 FSI	154	11.06	03.11	PR: 1KD,2ED,1KQ			elektrische Feststellbremse 1)		
2.8 FSI	162	10.08	03.11	PR: 1KD,1KQ					
2.8 FSI quattro	140	10.08	03.11	PR: 1KD,1KQ			elektrische Feststellbremse 1)		
2.8 FSI quattro	154	04.07	03.11	PR: 1KD,2ED,1KQ					
2.8 FSI quattro	162	10.08	03.11	PR: 1KD,1KQ			elektrische Feststellbremse 1)		
3.0 quattro	160	04.04	03.11	PR: 1KD,2ED,1KQ					
3.0 TDI quattro	155	04.04	03.11	PR: 1KD,2ED,1KQ			elektrische Feststellbremse 1)		
3.0 TDI quattro	165	04.04	03.11	PR: 1KD,2ED,1KQ					
3.0 TDI quattro	171	06.06	03.11	PR: 1KD,2ED,1KQ			elektrische Feststellbremse 1)		
3.0 TDI quattro	176	10.08	03.11	PR: 1KD,1KQ					
3.0 TFSI quattro		10.08	03.11	PR: 1KD,1KQ			elektrische Feststellbremse 1)		
3.2 FSI		04.04	03.11	PR: 1KD,2ED,1KQ					
3.2 FSI quattro	188	04.04	03.11	PR: 1KD,2ED,1KQ			elektrische Feststellbremse 1)		
4.2 FSI quattro	257	06.06	03.11	PR: 1KD,2ED,1KQ					
4.2 quattro	246	04.04	03.11	PR: 1KD,2ED,1KQ			elektrische Feststellbremse 1)		
2.0 TDI	100	06.05	03.11	PR: 1KW,2EE	24.0112-0223.1	422223			
2.0 TDI	103	07.04	03.11	PR: 1KW,2EE			elektrische Feststellbremse 1)		
2.0 TDI	125	10.08	03.11	PR: 1KW					
2.0 TFSI	125	06.05	03.11	PR: 1KW,2EE			elektrische Feststellbremse 1)		
2.4	130	04.04	03.11	PR: 1KW,2EE					
2.4 quattro	130	01.05	03.11	PR: 1KW,2EE			elektrische Feststellbremse 1)		
2.7 TDI	120	11.04	03.11	PR: 1KW,2EE					
2.7 TDI	132	11.04	03.11	PR: 1KW,2EE			elektrische Feststellbremse 1)		
2.7 TDI	140	10.08	03.11	PR: 1KW					
2.7 TDI quattro	120	06.05	03.11	PR: 1KW,2EE			elektrische Feststellbremse 1)		
2.7 TDI quattro	132	11.04	03.11	PR: 1KW,2EE					
2.7 TDI quattro	140	10.08	03.11	PR: 1KW			elektrische Feststellbremse 1)		
2.8 FSI	140	10.08	03.11	PR: 1KW					
2.8 FSI	154	11.06	03.11	PR: 1KW,2EE			elektrische Feststellbremse 1)		
2.8 FSI	162	10.08	03.11	PR: 1KW					
2.8 FSI quattro	140	10.08	03.11	PR: 1KW			elektrische Feststellbremse 1)		
2.8 FSI quattro	154	04.07	03.11	PR: 1KW,2EE					
2.8 FSI quattro	162	10.08	03.11	PR: 1KW			elektrische Feststellbremse 1)		
3.0	160	04.04	03.11	PR: 1KW,2EE					
3.0 quattro	160	04.04	03.11	PR: 1KW,2EE			elektrische Feststellbremse 1)		
3.0 TDI quattro	155	04.04	03.11	PR: 1KW,2EE					

1) electric parking brake / fr.di stazionamento elettrico / frein à main électrique / freno de mano eléctrico

AUDI A6 (4F2/C6) Limousine (04-11)																																																																																																																																																																																																																																																																																																																																																																																																																																																																																																																																																																																																																																																																																																						
	<table border="1"> <tr> <td>3.0 TDI quattro</td> <td>165</td> <td>04.04</td> <td>03.11</td> <td>PR: 1KW,2EE</td> <td>24.0122-0223.1</td> <td>422223</td> <td>elektrische Feststellbremse ¹⁾</td> <td>330 22,0 20,0 V L +B</td> </tr> <tr> <td>3.0 TDI quattro</td> <td>171</td> <td>06.06</td> <td>03.11</td> <td>PR: 1KW,2EE</td> <td></td> <td></td> <td></td> <td></td> </tr> <tr> <td>3.0 TDI quattro</td> <td>176</td> <td>10.08</td> <td>03.11</td> <td>PR: 1KW</td> <td></td> <td></td> <td></td> <td></td> </tr> <tr> <td>3.0 TFSI quattro</td> <td></td> <td>10.08</td> <td>03.11</td> <td>PR: 1KW</td> <td></td> <td></td> <td></td> <td></td> </tr> <tr> <td>3.2 FSI</td> <td></td> <td>04.04</td> <td>03.11</td> <td>PR: 1KW,2EE</td> <td></td> <td></td> <td></td> <td></td> </tr> <tr> <td>3.2 FSI quattro</td> <td>188</td> <td>04.04</td> <td>03.11</td> <td>PR: 1KW,2EE</td> <td></td> <td></td> <td></td> <td></td> </tr> <tr> <td>4.2 FSI quattro</td> <td>257</td> <td>06.06</td> <td>03.11</td> <td>PR: 1KW,2EE</td> <td></td> <td></td> <td></td> <td></td> </tr> <tr> <td>4.2 quattro</td> <td>246</td> <td>04.04</td> <td>03.11</td> <td>PR: 1KW,2EE</td> <td></td> <td></td> <td></td> <td></td> </tr> <tr> <td>S6</td> <td>320</td> <td>03.06</td> <td>03.11</td> <td>PR: 1KW,2EE</td> <td>24.0122-0243.1</td> <td>422243</td> <td>elektrische Feststellbremse ¹⁾</td> <td>330 22,0 20,0 V L +B</td> </tr> </table>	3.0 TDI quattro	165	04.04	03.11	PR: 1KW,2EE	24.0122-0223.1	422223	elektrische Feststellbremse ¹⁾	330 22,0 20,0 V L +B	3.0 TDI quattro	171	06.06	03.11	PR: 1KW,2EE					3.0 TDI quattro	176	10.08	03.11	PR: 1KW					3.0 TFSI quattro		10.08	03.11	PR: 1KW					3.2 FSI		04.04	03.11	PR: 1KW,2EE					3.2 FSI quattro	188	04.04	03.11	PR: 1KW,2EE					4.2 FSI quattro	257	06.06	03.11	PR: 1KW,2EE					4.2 quattro	246	04.04	03.11	PR: 1KW,2EE					S6	320	03.06	03.11	PR: 1KW,2EE	24.0122-0243.1	422243	elektrische Feststellbremse ¹⁾	330 22,0 20,0 V L +B																																																																																																																																																																																																																																																																																																																																																																																																																																																																																																																																																																																																																				
3.0 TDI quattro	165	04.04	03.11	PR: 1KW,2EE	24.0122-0223.1	422223	elektrische Feststellbremse ¹⁾	330 22,0 20,0 V L +B																																																																																																																																																																																																																																																																																																																																																																																																																																																																																																																																																																																																																																																																																														
3.0 TDI quattro	171	06.06	03.11	PR: 1KW,2EE																																																																																																																																																																																																																																																																																																																																																																																																																																																																																																																																																																																																																																																																																																		
3.0 TDI quattro	176	10.08	03.11	PR: 1KW																																																																																																																																																																																																																																																																																																																																																																																																																																																																																																																																																																																																																																																																																																		
3.0 TFSI quattro		10.08	03.11	PR: 1KW																																																																																																																																																																																																																																																																																																																																																																																																																																																																																																																																																																																																																																																																																																		
3.2 FSI		04.04	03.11	PR: 1KW,2EE																																																																																																																																																																																																																																																																																																																																																																																																																																																																																																																																																																																																																																																																																																		
3.2 FSI quattro	188	04.04	03.11	PR: 1KW,2EE																																																																																																																																																																																																																																																																																																																																																																																																																																																																																																																																																																																																																																																																																																		
4.2 FSI quattro	257	06.06	03.11	PR: 1KW,2EE																																																																																																																																																																																																																																																																																																																																																																																																																																																																																																																																																																																																																																																																																																		
4.2 quattro	246	04.04	03.11	PR: 1KW,2EE																																																																																																																																																																																																																																																																																																																																																																																																																																																																																																																																																																																																																																																																																																		
S6	320	03.06	03.11	PR: 1KW,2EE	24.0122-0243.1	422243	elektrische Feststellbremse ¹⁾	330 22,0 20,0 V L +B																																																																																																																																																																																																																																																																																																																																																																																																																																																																																																																																																																																																																																																																																														
AUDI A6 (4F5/C6) Avant (05-11)																																																																																																																																																																																																																																																																																																																																																																																																																																																																																																																																																																																																																																																																																																						
	<table border="1"> <tr> <td>2.0 TDI</td> <td>100</td> <td>06.05</td> <td>08.11</td> <td>PR: 1LT</td> <td>13.0460-7110.2</td> <td>607110</td> <td></td> <td>23018 20,3 +/WK ATE</td> </tr> <tr> <td>2.0 TDI</td> <td>103</td> <td>03.05</td> <td>08.11</td> <td>PR: 1LT</td> <td>13.0470-7110.2</td> <td>LD7110</td> <td></td> <td>23018 20,3 +/WK ATE</td> </tr> <tr> <td>2.0 TDI</td> <td>125</td> <td>10.08</td> <td>08.11</td> <td>PR: 1LT</td> <td></td> <td></td> <td></td> <td></td> </tr> <tr> <td>2.0 TFSI</td> <td>125</td> <td>06.05</td> <td>08.11</td> <td>PR: 1LT</td> <td></td> <td></td> <td></td> <td></td> </tr> <tr> <td>2.4</td> <td>130</td> <td>03.05</td> <td>08.11</td> <td>PR: 1LT</td> <td></td> <td></td> <td></td> <td></td> </tr> <tr> <td>2.4 quattro</td> <td>130</td> <td>03.05</td> <td>08.11</td> <td>PR: 1LT</td> <td></td> <td></td> <td></td> <td></td> </tr> <tr> <td>2.7 TDI</td> <td>120</td> <td>03.05</td> <td>08.11</td> <td>PR: 1LT</td> <td></td> <td></td> <td></td> <td></td> </tr> <tr> <td>2.7 TDI</td> <td>132</td> <td>03.05</td> <td>08.11</td> <td>PR: 1LT</td> <td></td> <td></td> <td></td> <td></td> </tr> <tr> <td>2.7 TDI</td> <td>140</td> <td>10.08</td> <td>08.11</td> <td>PR: 1LT</td> <td></td> <td></td> <td></td> <td></td> </tr> <tr> <td>2.7 TDI quattro</td> <td>120</td> <td>06.05</td> <td>08.11</td> <td>PR: 1LT</td> <td></td> <td></td> <td></td> <td></td> </tr> <tr> <td>2.7 TDI quattro</td> <td>132</td> <td>03.05</td> <td>08.11</td> <td>PR: 1LT</td> <td></td> <td></td> <td></td> <td></td> </tr> <tr> <td>2.7 TDI quattro</td> <td>140</td> <td>10.08</td> <td>08.11</td> <td>PR: 1LT</td> <td></td> <td></td> <td></td> <td></td> </tr> <tr> <td>2.8 FSI</td> <td>140</td> <td>10.08</td> <td>08.11</td> <td>PR: 1LT</td> <td></td> <td></td> <td></td> <td></td> </tr> <tr> <td>2.8 FSI</td> <td>154</td> <td>11.06</td> <td>08.11</td> <td>PR: 1LT</td> <td></td> <td></td> <td></td> <td></td> </tr> <tr> <td>2.8 FSI</td> <td>162</td> <td>10.08</td> <td>08.11</td> <td>PR: 1LT</td> <td></td> <td></td> <td></td> <td></td> </tr> <tr> <td>2.8 FSI quattro</td> <td>140</td> <td>10.08</td> <td>08.11</td> <td>PR: 1LT</td> <td></td> <td></td> <td></td> <td></td> </tr> <tr> <td>2.8 FSI quattro</td> <td>154</td> <td>04.07</td> <td>08.11</td> <td>PR: 1LT</td> <td></td> <td></td> <td></td> <td></td> </tr> <tr> <td>2.8 FSI quattro</td> <td>162</td> <td>10.08</td> <td>08.11</td> <td>PR: 1LT</td> <td></td> <td></td> <td></td> <td></td> </tr> <tr> <td>3.0</td> <td>160</td> <td>03.05</td> <td>08.11</td> <td>PR: 1LT</td> <td></td> <td></td> <td></td> <td></td> </tr> <tr> <td>3.0 quattro</td> <td>160</td> <td>03.05</td> <td>08.11</td> <td>PR: 1LT</td> <td></td> <td></td> <td></td> <td></td> </tr> <tr> <td>3.0 TDI quattro</td> <td>155</td> <td>03.05</td> <td>08.11</td> <td>PR: 1LT</td> <td></td> <td></td> <td></td> <td></td> </tr> <tr> <td>3.0 TDI quattro</td> <td>165</td> <td>03.05</td> <td>08.11</td> <td>PR: 1LT</td> <td></td> <td></td> <td></td> <td></td> </tr> <tr> <td>3.0 TDI quattro</td> <td>171</td> <td>06.06</td> <td>08.11</td> <td>PR: 1LT</td> <td></td> <td></td> <td></td> <td></td> </tr> <tr> <td>3.0 TDI quattro</td> <td>176</td> <td>10.08</td> <td>08.11</td> <td>PR: 1LT</td> <td></td> <td></td> <td></td> <td></td> </tr> <tr> <td>3.0 TFSI quattro</td> <td></td> <td>10.08</td> <td>08.11</td> <td>PR: 1LT</td> <td></td> <td></td> <td></td> <td></td> </tr> <tr> <td>3.2 FSI</td> <td>188</td> <td>03.05</td> <td>08.11</td> <td>PR: 1LT</td> <td></td> <td></td> <td></td> <td></td> </tr> <tr> <td>3.2 FSI quattro</td> <td>188</td> <td>03.05</td> <td>08.11</td> <td>PR: 1LT</td> <td></td> <td></td> <td></td> <td></td> </tr> <tr> <td>4.2 FSI quattro</td> <td>257</td> <td>06.06</td> <td>08.11</td> <td>PR: 1LT</td> <td>13.0460-7110.2</td> <td>607110</td> <td></td> <td>23018 20,3 +/WK ATE</td> </tr> <tr> <td>4.2 quattro</td> <td>246</td> <td>03.05</td> <td>08.11</td> <td>PR: 1LT</td> <td></td> <td></td> <td></td> <td></td> </tr> <tr> <td>2.0 TDI</td> <td>100</td> <td>06.05</td> <td>08.11</td> <td>PR: 1LG,1LD,1ZL,1LH</td> <td>13.0460-7201.2</td> <td>607201</td> <td></td> <td>23763 20,3 +/WK ATE</td> </tr> <tr> <td>2.0 TDI</td> <td>103</td> <td>03.05</td> <td>08.11</td> <td>PR: 1LG,1LD,1ZL,1LH</td> <td>13.0470-7201.2</td> <td>LD7201</td> <td></td> <td>23763 20,3 +/WK ATE</td> </tr> <tr> <td>2.0 TDI</td> <td>125</td> <td>10.08</td> <td>08.11</td> <td>PR: 1LG,1ZL</td> <td></td> <td></td> <td></td> <td></td> </tr> <tr> <td>2.0 TFSI</td> <td>125</td> <td>06.05</td> <td>08.11</td> <td>PR: 1LG,1LD,1ZL,1LH</td> <td></td> <td></td> <td></td> <td></td> </tr> <tr> <td>2.4</td> <td>130</td> <td>03.05</td> <td>08.11</td> <td>PR: 1LG,1LD,1ZL,1LH</td> <td></td> <td></td> <td></td> <td></td> </tr> <tr> <td>2.4 quattro</td> <td>130</td> <td>03.05</td> <td>08.11</td> <td>PR: 1LG,1LD,1ZL,1LH</td> <td></td> <td></td> <td></td> <td></td> </tr> <tr> <td>2.7 TDI</td> <td>120</td> <td>03.05</td> <td>08.11</td> <td>PR: 1LG,1LD,1ZL,1LH</td> <td></td> <td></td> <td></td> <td></td> </tr> <tr> <td>2.7 TDI</td> <td>132</td> <td>03.05</td> <td>08.11</td> <td>PR: 1LG,1LD,1ZL,1LH</td> <td></td> <td></td> <td></td> <td></td> </tr> <tr> <td>2.7 TDI</td> <td>140</td> <td>10.08</td> <td>08.11</td> <td>PR: 1LG,1ZL</td> <td></td> <td></td> <td></td> <td></td> </tr> <tr> <td>2.7 TDI quattro</td> <td>120</td> <td>06.05</td> <td>08.11</td> <td>PR: 1LG,1LD,1ZL,1LH</td> <td></td> <td></td> <td></td> <td></td> </tr> <tr> <td>2.7 TDI quattro</td> <td>132</td> <td>03.05</td> <td>08.11</td> <td>PR: 1LG,1LD,1ZL,1LH</td> <td></td> <td></td> <td></td> <td></td> </tr> <tr> <td>2.7 TDI quattro</td> <td>140</td> <td>10.08</td> <td>08.11</td> <td>PR: 1LG,1ZL</td> <td></td> <td></td> <td></td> <td></td> </tr> <tr> <td>2.8 FSI</td> <td>140</td> <td>10.08</td> <td>08.11</td> <td>PR: 1LG,1ZL</td> <td></td> <td></td> <td></td> <td></td> </tr> <tr> <td>2.8 FSI</td> <td>154</td> <td>11.06</td> <td>08.11</td> <td>PR: 1LG,1LD,1ZL,1LH</td> <td></td> <td></td> <td></td> <td></td> </tr> <tr> <td>2.8 FSI</td> <td>162</td> <td>10.08</td> <td>08.11</td> <td>PR: 1LG,1ZL</td> <td></td> <td></td> <td></td> <td></td> </tr> <tr> <td>2.8 FSI quattro</td> <td>140</td> <td>10.08</td> <td>08.11</td> <td>PR: 1LG,1ZL</td> <td></td> <td></td> <td></td> <td></td> </tr> <tr> <td>2.8 FSI quattro</td> <td>154</td> <td>04.07</td> <td>08.11</td> <td>PR: 1LG,1LD,1ZL,1LH</td> <td></td> <td></td> <td></td> <td></td> </tr> <tr> <td>2.8 FSI quattro</td> <td>162</td> <td>10.08</td> <td>08.11</td> <td>PR: 1LG,1ZL</td> <td></td> <td></td> <td></td> <td></td> </tr> <tr> <td>3.0</td> <td>160</td> <td>03.05</td> <td>08.11</td> <td>PR: 1LG,1LD,1ZL,1LH</td> <td></td> <td></td> <td></td> <td></td> </tr> <tr> <td>3.0 quattro</td> <td>160</td> <td>03.05</td> <td>08.11</td> <td>PR: 1LG,1LD,1ZL,1LH</td> <td></td> <td></td> <td></td> <td></td> </tr> <tr> <td>3.0 TDI quattro</td> <td>155</td> <td>03.05</td> <td>08.11</td> <td>PR: 1LG,1LD,1ZL,1LH</td> <td></td> <td></td> <td></td> <td></td> </tr> <tr> <td>3.0 TDI quattro</td> <td>165</td> <td>03.05</td> <td>08.11</td> <td>PR: 1LG,1LD,1ZL,1LH</td> <td></td> <td></td> <td></td> <td></td> </tr> <tr> <td>3.0 TDI quattro</td> <td>171</td> <td>06.06</td> <td>08.11</td> <td>PR: 1LG,1LD,1ZL,1LH</td> <td></td> <td></td> <td></td> <td></td> </tr> <tr> <td>3.0 TDI quattro</td> <td>176</td> <td>10.08</td> <td>08.11</td> <td>PR: 1LG,1ZL</td> <td></td> <td></td> <td></td> <td></td> </tr> <tr> <td>3.0 TFSI quattro</td> <td></td> <td>10.08</td> <td>08.11</td> <td>PR: 1LG,1ZL</td> <td></td> <td></td> <td></td> <td></td> </tr> <tr> <td>3.2 FSI</td> <td>188</td> <td>03.05</td> <td>08.11</td> <td>PR: 1LG,1LD,1ZL,1LH</td> <td></td> <td></td> <td></td> <td></td> </tr> <tr> <td>3.2 FSI quattro</td> <td>188</td> <td>03.05</td> <td>08.11</td> <td>PR: 1LG,1LD,1ZL,1LH</td> <td></td> <td></td> <td></td> <td></td> </tr> <tr> <td>4.2 FSI quattro</td> <td>257</td> <td>06.06</td> <td>08.11</td> <td>PR: 1LG,1LD,1ZL,1LH</td> <td>13.0460-7201.2</td> <td>607201</td> <td></td> <td>23763 20,3 +/WK ATE</td> </tr> <tr> <td>4.2 quattro</td> <td>246</td> <td>03.05</td> <td>08.11</td> <td>PR: 1LG,1LD,1ZL,1LH</td> <td></td> <td></td> <td></td> <td></td> </tr> <tr> <td>S6</td> <td>320</td> <td>03.06</td> <td>08.11</td> <td></td> <td>13.0460-7182.2</td> <td>607182</td> <td></td> <td>23896 20,6 +/WK ATE</td> </tr> <tr> <td>RS 6</td> <td>426</td> <td>04.08</td> <td>08.11</td> <td>PR: 1LM</td> <td>13.0460-4864.2</td> <td>604864</td> <td></td> <td>24455 16,8 /WK BRE</td> </tr> <tr> <td></td> <td> <table border="1"> <tr> <td>2.0 TDI</td> <td>100</td> <td>06.05</td> <td>08.11</td> <td>PR: 1LT</td> <td>24.0125-0149.1</td> <td>425149</td> <td></td> <td>314 25,0 23,0 V L +B</td> </tr> <tr> <td>2.0 TDI</td> <td>103</td> <td>03.05</td> <td>08.11</td> <td>PR: 1LT</td> <td></td> <td></td> <td></td> <td></td> </tr> <tr> <td>2.0 TDI</td> <td>125</td> <td>10.08</td> <td>08.11</td> <td>PR: 1LT</td> <td></td> <td></td> <td></td> <td></td> </tr> <tr> <td>2.0 TFSI</td> <td>125</td> <td>06.05</td> <td>08.11</td> <td>PR: 1LT</td> <td></td> <td></td> <td></td> <td></td> </tr> <tr> <td>2.4</td> <td>130</td> <td>03.05</td> <td>08.11</td> <td>PR: 1LT</td> <td></td> <td></td> <td></td> <td></td> </tr> <tr> <td>2.4 quattro</td> <td>130</td> <td>03.05</td> <td>08.11</td> <td>PR: 1LT</td> <td></td> <td></td> <td></td> <td></td> </tr> <tr> <td>2.7 TDI</td> <td>120</td> <td>03.05</td> <td>08.11</td> <td>PR: 1LT</td> <td></td> <td></td> <td></td> <td></td> </tr> <tr> <td>2.7 TDI</td> <td>132</td> <td>03.05</td> <td>08.11</td> <td>PR: 1LT</td> <td></td> <td></td> <td></td> <td></td> </tr> <tr> <td>2.7 TDI</td> <td>140</td> <td>10.08</td> <td>08.11</td> <td>PR: 1LT</td> <td></td> <td></td> <td></td> <td></td> </tr> <tr> <td>2.7 TDI quattro</td> <td>120</td> <td>06.05</td> <td>08.11</td> <td>PR: 1LT</td> <td></td> <td></td> <td></td> <td></td> </tr> <tr> <td>2.7 TDI quattro</td> <td>132</td> <td>03.05</td> <td>08.11</td> <td>PR: 1LT</td> <td></td> <td></td> <td></td> <td></td> </tr> <tr> <td>2.7 TDI quattro</td> <td>140</td> <td>10.08</td> <td>08.11</td> <td>PR: 1LT</td> <td></td> <td></td> <td></td> <td></td> </tr> <tr> <td>2.8 FSI</td> <td>140</td> <td>10.08</td> <td>08.11</td> <td>PR: 1LT</td> <td></td> <td></td> <td></td> <td></td> </tr> <tr> <td>2.8 FSI</td> <td>154</td> <td>11.06</td> <td>08.11</td> <td>PR: 1LT</td> <td></td> <td></td> <td></td> <td></td> </tr> <tr> <td>2.8 FSI</td> <td>162</td> <td>10.08</td> <td>08.11</td> <td>PR: 1LT</td> <td></td> <td></td> <td></td> <td></td> </tr> </table> </td> </tr> </table>	2.0 TDI	100	06.05	08.11	PR: 1LT	13.0460-7110.2	607110		23018 20,3 +/WK ATE	2.0 TDI	103	03.05	08.11	PR: 1LT	13.0470-7110.2	LD7110		23018 20,3 +/WK ATE	2.0 TDI	125	10.08	08.11	PR: 1LT					2.0 TFSI	125	06.05	08.11	PR: 1LT					2.4	130	03.05	08.11	PR: 1LT					2.4 quattro	130	03.05	08.11	PR: 1LT					2.7 TDI	120	03.05	08.11	PR: 1LT					2.7 TDI	132	03.05	08.11	PR: 1LT					2.7 TDI	140	10.08	08.11	PR: 1LT					2.7 TDI quattro	120	06.05	08.11	PR: 1LT					2.7 TDI quattro	132	03.05	08.11	PR: 1LT					2.7 TDI quattro	140	10.08	08.11	PR: 1LT					2.8 FSI	140	10.08	08.11	PR: 1LT					2.8 FSI	154	11.06	08.11	PR: 1LT					2.8 FSI	162	10.08	08.11	PR: 1LT					2.8 FSI quattro	140	10.08	08.11	PR: 1LT					2.8 FSI quattro	154	04.07	08.11	PR: 1LT					2.8 FSI quattro	162	10.08	08.11	PR: 1LT					3.0	160	03.05	08.11	PR: 1LT					3.0 quattro	160	03.05	08.11	PR: 1LT					3.0 TDI quattro	155	03.05	08.11	PR: 1LT					3.0 TDI quattro	165	03.05	08.11	PR: 1LT					3.0 TDI quattro	171	06.06	08.11	PR: 1LT					3.0 TDI quattro	176	10.08	08.11	PR: 1LT					3.0 TFSI quattro		10.08	08.11	PR: 1LT					3.2 FSI	188	03.05	08.11	PR: 1LT					3.2 FSI quattro	188	03.05	08.11	PR: 1LT					4.2 FSI quattro	257	06.06	08.11	PR: 1LT	13.0460-7110.2	607110		23018 20,3 +/WK ATE	4.2 quattro	246	03.05	08.11	PR: 1LT					2.0 TDI	100	06.05	08.11	PR: 1LG,1LD,1ZL,1LH	13.0460-7201.2	607201		23763 20,3 +/WK ATE	2.0 TDI	103	03.05	08.11	PR: 1LG,1LD,1ZL,1LH	13.0470-7201.2	LD7201		23763 20,3 +/WK ATE	2.0 TDI	125	10.08	08.11	PR: 1LG,1ZL					2.0 TFSI	125	06.05	08.11	PR: 1LG,1LD,1ZL,1LH					2.4	130	03.05	08.11	PR: 1LG,1LD,1ZL,1LH					2.4 quattro	130	03.05	08.11	PR: 1LG,1LD,1ZL,1LH					2.7 TDI	120	03.05	08.11	PR: 1LG,1LD,1ZL,1LH					2.7 TDI	132	03.05	08.11	PR: 1LG,1LD,1ZL,1LH					2.7 TDI	140	10.08	08.11	PR: 1LG,1ZL					2.7 TDI quattro	120	06.05	08.11	PR: 1LG,1LD,1ZL,1LH					2.7 TDI quattro	132	03.05	08.11	PR: 1LG,1LD,1ZL,1LH					2.7 TDI quattro	140	10.08	08.11	PR: 1LG,1ZL					2.8 FSI	140	10.08	08.11	PR: 1LG,1ZL					2.8 FSI	154	11.06	08.11	PR: 1LG,1LD,1ZL,1LH					2.8 FSI	162	10.08	08.11	PR: 1LG,1ZL					2.8 FSI quattro	140	10.08	08.11	PR: 1LG,1ZL					2.8 FSI quattro	154	04.07	08.11	PR: 1LG,1LD,1ZL,1LH					2.8 FSI quattro	162	10.08	08.11	PR: 1LG,1ZL					3.0	160	03.05	08.11	PR: 1LG,1LD,1ZL,1LH					3.0 quattro	160	03.05	08.11	PR: 1LG,1LD,1ZL,1LH					3.0 TDI quattro	155	03.05	08.11	PR: 1LG,1LD,1ZL,1LH					3.0 TDI quattro	165	03.05	08.11	PR: 1LG,1LD,1ZL,1LH					3.0 TDI quattro	171	06.06	08.11	PR: 1LG,1LD,1ZL,1LH					3.0 TDI quattro	176	10.08	08.11	PR: 1LG,1ZL					3.0 TFSI quattro		10.08	08.11	PR: 1LG,1ZL					3.2 FSI	188	03.05	08.11	PR: 1LG,1LD,1ZL,1LH					3.2 FSI quattro	188	03.05	08.11	PR: 1LG,1LD,1ZL,1LH					4.2 FSI quattro	257	06.06	08.11	PR: 1LG,1LD,1ZL,1LH	13.0460-7201.2	607201		23763 20,3 +/WK ATE	4.2 quattro	246	03.05	08.11	PR: 1LG,1LD,1ZL,1LH					S6	320	03.06	08.11		13.0460-7182.2	607182		23896 20,6 +/WK ATE	RS 6	426	04.08	08.11	PR: 1LM	13.0460-4864.2	604864		24455 16,8 /WK BRE		<table border="1"> <tr> <td>2.0 TDI</td> <td>100</td> <td>06.05</td> <td>08.11</td> <td>PR: 1LT</td> <td>24.0125-0149.1</td> <td>425149</td> <td></td> <td>314 25,0 23,0 V L +B</td> </tr> <tr> <td>2.0 TDI</td> <td>103</td> <td>03.05</td> <td>08.11</td> <td>PR: 1LT</td> <td></td> <td></td> <td></td> <td></td> </tr> <tr> <td>2.0 TDI</td> <td>125</td> <td>10.08</td> <td>08.11</td> <td>PR: 1LT</td> <td></td> <td></td> <td></td> <td></td> </tr> <tr> <td>2.0 TFSI</td> <td>125</td> <td>06.05</td> <td>08.11</td> <td>PR: 1LT</td> <td></td> <td></td> <td></td> <td></td> </tr> <tr> <td>2.4</td> <td>130</td> <td>03.05</td> <td>08.11</td> <td>PR: 1LT</td> <td></td> <td></td> <td></td> <td></td> </tr> <tr> <td>2.4 quattro</td> <td>130</td> <td>03.05</td> <td>08.11</td> <td>PR: 1LT</td> <td></td> <td></td> <td></td> <td></td> </tr> <tr> <td>2.7 TDI</td> <td>120</td> <td>03.05</td> <td>08.11</td> <td>PR: 1LT</td> <td></td> <td></td> <td></td> <td></td> </tr> <tr> <td>2.7 TDI</td> <td>132</td> <td>03.05</td> <td>08.11</td> <td>PR: 1LT</td> <td></td> <td></td> <td></td> <td></td> </tr> <tr> <td>2.7 TDI</td> <td>140</td> <td>10.08</td> <td>08.11</td> <td>PR: 1LT</td> <td></td> <td></td> <td></td> <td></td> </tr> <tr> <td>2.7 TDI quattro</td> <td>120</td> <td>06.05</td> <td>08.11</td> <td>PR: 1LT</td> <td></td> <td></td> <td></td> <td></td> </tr> <tr> <td>2.7 TDI quattro</td> <td>132</td> <td>03.05</td> <td>08.11</td> <td>PR: 1LT</td> <td></td> <td></td> <td></td> <td></td> </tr> <tr> <td>2.7 TDI quattro</td> <td>140</td> <td>10.08</td> <td>08.11</td> <td>PR: 1LT</td> <td></td> <td></td> <td></td> <td></td> </tr> <tr> <td>2.8 FSI</td> <td>140</td> <td>10.08</td> <td>08.11</td> <td>PR: 1LT</td> <td></td> <td></td> <td></td> <td></td> </tr> <tr> <td>2.8 FSI</td> <td>154</td> <td>11.06</td> <td>08.11</td> <td>PR: 1LT</td> <td></td> <td></td> <td></td> <td></td> </tr> <tr> <td>2.8 FSI</td> <td>162</td> <td>10.08</td> <td>08.11</td> <td>PR: 1LT</td> <td></td> <td></td> <td></td> <td></td> </tr> </table>	2.0 TDI	100	06.05	08.11	PR: 1LT	24.0125-0149.1	425149		314 25,0 23,0 V L +B	2.0 TDI	103	03.05	08.11	PR: 1LT					2.0 TDI	125	10.08	08.11	PR: 1LT					2.0 TFSI	125	06.05	08.11	PR: 1LT					2.4	130	03.05	08.11	PR: 1LT					2.4 quattro	130	03.05	08.11	PR: 1LT					2.7 TDI	120	03.05	08.11	PR: 1LT					2.7 TDI	132	03.05	08.11	PR: 1LT					2.7 TDI	140	10.08	08.11	PR: 1LT					2.7 TDI quattro	120	06.05	08.11	PR: 1LT					2.7 TDI quattro	132	03.05	08.11	PR: 1LT					2.7 TDI quattro	140	10.08	08.11	PR: 1LT					2.8 FSI	140	10.08	08.11	PR: 1LT					2.8 FSI	154	11.06	08.11	PR: 1LT					2.8 FSI	162	10.08	08.11	PR: 1LT				
2.0 TDI	100	06.05	08.11	PR: 1LT	13.0460-7110.2	607110		23018 20,3 +/WK ATE																																																																																																																																																																																																																																																																																																																																																																																																																																																																																																																																																																																																																																																																																														
2.0 TDI	103	03.05	08.11	PR: 1LT	13.0470-7110.2	LD7110		23018 20,3 +/WK ATE																																																																																																																																																																																																																																																																																																																																																																																																																																																																																																																																																																																																																																																																																														
2.0 TDI	125	10.08	08.11	PR: 1LT																																																																																																																																																																																																																																																																																																																																																																																																																																																																																																																																																																																																																																																																																																		
2.0 TFSI	125	06.05	08.11	PR: 1LT																																																																																																																																																																																																																																																																																																																																																																																																																																																																																																																																																																																																																																																																																																		
2.4	130	03.05	08.11	PR: 1LT																																																																																																																																																																																																																																																																																																																																																																																																																																																																																																																																																																																																																																																																																																		
2.4 quattro	130	03.05	08.11	PR: 1LT																																																																																																																																																																																																																																																																																																																																																																																																																																																																																																																																																																																																																																																																																																		
2.7 TDI	120	03.05	08.11	PR: 1LT																																																																																																																																																																																																																																																																																																																																																																																																																																																																																																																																																																																																																																																																																																		
2.7 TDI	132	03.05	08.11	PR: 1LT																																																																																																																																																																																																																																																																																																																																																																																																																																																																																																																																																																																																																																																																																																		
2.7 TDI	140	10.08	08.11	PR: 1LT																																																																																																																																																																																																																																																																																																																																																																																																																																																																																																																																																																																																																																																																																																		
2.7 TDI quattro	120	06.05	08.11	PR: 1LT																																																																																																																																																																																																																																																																																																																																																																																																																																																																																																																																																																																																																																																																																																		
2.7 TDI quattro	132	03.05	08.11	PR: 1LT																																																																																																																																																																																																																																																																																																																																																																																																																																																																																																																																																																																																																																																																																																		
2.7 TDI quattro	140	10.08	08.11	PR: 1LT																																																																																																																																																																																																																																																																																																																																																																																																																																																																																																																																																																																																																																																																																																		
2.8 FSI	140	10.08	08.11	PR: 1LT																																																																																																																																																																																																																																																																																																																																																																																																																																																																																																																																																																																																																																																																																																		
2.8 FSI	154	11.06	08.11	PR: 1LT																																																																																																																																																																																																																																																																																																																																																																																																																																																																																																																																																																																																																																																																																																		
2.8 FSI	162	10.08	08.11	PR: 1LT																																																																																																																																																																																																																																																																																																																																																																																																																																																																																																																																																																																																																																																																																																		
2.8 FSI quattro	140	10.08	08.11	PR: 1LT																																																																																																																																																																																																																																																																																																																																																																																																																																																																																																																																																																																																																																																																																																		
2.8 FSI quattro	154	04.07	08.11	PR: 1LT																																																																																																																																																																																																																																																																																																																																																																																																																																																																																																																																																																																																																																																																																																		
2.8 FSI quattro	162	10.08	08.11	PR: 1LT																																																																																																																																																																																																																																																																																																																																																																																																																																																																																																																																																																																																																																																																																																		
3.0	160	03.05	08.11	PR: 1LT																																																																																																																																																																																																																																																																																																																																																																																																																																																																																																																																																																																																																																																																																																		
3.0 quattro	160	03.05	08.11	PR: 1LT																																																																																																																																																																																																																																																																																																																																																																																																																																																																																																																																																																																																																																																																																																		
3.0 TDI quattro	155	03.05	08.11	PR: 1LT																																																																																																																																																																																																																																																																																																																																																																																																																																																																																																																																																																																																																																																																																																		
3.0 TDI quattro	165	03.05	08.11	PR: 1LT																																																																																																																																																																																																																																																																																																																																																																																																																																																																																																																																																																																																																																																																																																		
3.0 TDI quattro	171	06.06	08.11	PR: 1LT																																																																																																																																																																																																																																																																																																																																																																																																																																																																																																																																																																																																																																																																																																		
3.0 TDI quattro	176	10.08	08.11	PR: 1LT																																																																																																																																																																																																																																																																																																																																																																																																																																																																																																																																																																																																																																																																																																		
3.0 TFSI quattro		10.08	08.11	PR: 1LT																																																																																																																																																																																																																																																																																																																																																																																																																																																																																																																																																																																																																																																																																																		
3.2 FSI	188	03.05	08.11	PR: 1LT																																																																																																																																																																																																																																																																																																																																																																																																																																																																																																																																																																																																																																																																																																		
3.2 FSI quattro	188	03.05	08.11	PR: 1LT																																																																																																																																																																																																																																																																																																																																																																																																																																																																																																																																																																																																																																																																																																		
4.2 FSI quattro	257	06.06	08.11	PR: 1LT	13.0460-7110.2	607110		23018 20,3 +/WK ATE																																																																																																																																																																																																																																																																																																																																																																																																																																																																																																																																																																																																																																																																																														
4.2 quattro	246	03.05	08.11	PR: 1LT																																																																																																																																																																																																																																																																																																																																																																																																																																																																																																																																																																																																																																																																																																		
2.0 TDI	100	06.05	08.11	PR: 1LG,1LD,1ZL,1LH	13.0460-7201.2	607201		23763 20,3 +/WK ATE																																																																																																																																																																																																																																																																																																																																																																																																																																																																																																																																																																																																																																																																																														
2.0 TDI	103	03.05	08.11	PR: 1LG,1LD,1ZL,1LH	13.0470-7201.2	LD7201		23763 20,3 +/WK ATE																																																																																																																																																																																																																																																																																																																																																																																																																																																																																																																																																																																																																																																																																														
2.0 TDI	125	10.08	08.11	PR: 1LG,1ZL																																																																																																																																																																																																																																																																																																																																																																																																																																																																																																																																																																																																																																																																																																		
2.0 TFSI	125	06.05	08.11	PR: 1LG,1LD,1ZL,1LH																																																																																																																																																																																																																																																																																																																																																																																																																																																																																																																																																																																																																																																																																																		
2.4	130	03.05	08.11	PR: 1LG,1LD,1ZL,1LH																																																																																																																																																																																																																																																																																																																																																																																																																																																																																																																																																																																																																																																																																																		
2.4 quattro	130	03.05	08.11	PR: 1LG,1LD,1ZL,1LH																																																																																																																																																																																																																																																																																																																																																																																																																																																																																																																																																																																																																																																																																																		
2.7 TDI	120	03.05	08.11	PR: 1LG,1LD,1ZL,1LH																																																																																																																																																																																																																																																																																																																																																																																																																																																																																																																																																																																																																																																																																																		
2.7 TDI	132	03.05	08.11	PR: 1LG,1LD,1ZL,1LH																																																																																																																																																																																																																																																																																																																																																																																																																																																																																																																																																																																																																																																																																																		
2.7 TDI	140	10.08	08.11	PR: 1LG,1ZL																																																																																																																																																																																																																																																																																																																																																																																																																																																																																																																																																																																																																																																																																																		
2.7 TDI quattro	120	06.05	08.11	PR: 1LG,1LD,1ZL,1LH																																																																																																																																																																																																																																																																																																																																																																																																																																																																																																																																																																																																																																																																																																		
2.7 TDI quattro	132	03.05	08.11	PR: 1LG,1LD,1ZL,1LH																																																																																																																																																																																																																																																																																																																																																																																																																																																																																																																																																																																																																																																																																																		
2.7 TDI quattro	140	10.08	08.11	PR: 1LG,1ZL																																																																																																																																																																																																																																																																																																																																																																																																																																																																																																																																																																																																																																																																																																		
2.8 FSI	140	10.08	08.11	PR: 1LG,1ZL																																																																																																																																																																																																																																																																																																																																																																																																																																																																																																																																																																																																																																																																																																		
2.8 FSI	154	11.06	08.11	PR: 1LG,1LD,1ZL,1LH																																																																																																																																																																																																																																																																																																																																																																																																																																																																																																																																																																																																																																																																																																		
2.8 FSI	162	10.08	08.11	PR: 1LG,1ZL																																																																																																																																																																																																																																																																																																																																																																																																																																																																																																																																																																																																																																																																																																		
2.8 FSI quattro	140	10.08	08.11	PR: 1LG,1ZL																																																																																																																																																																																																																																																																																																																																																																																																																																																																																																																																																																																																																																																																																																		
2.8 FSI quattro	154	04.07	08.11	PR: 1LG,1LD,1ZL,1LH																																																																																																																																																																																																																																																																																																																																																																																																																																																																																																																																																																																																																																																																																																		
2.8 FSI quattro	162	10.08	08.11	PR: 1LG,1ZL																																																																																																																																																																																																																																																																																																																																																																																																																																																																																																																																																																																																																																																																																																		
3.0	160	03.05	08.11	PR: 1LG,1LD,1ZL,1LH																																																																																																																																																																																																																																																																																																																																																																																																																																																																																																																																																																																																																																																																																																		
3.0 quattro	160	03.05	08.11	PR: 1LG,1LD,1ZL,1LH																																																																																																																																																																																																																																																																																																																																																																																																																																																																																																																																																																																																																																																																																																		
3.0 TDI quattro	155	03.05	08.11	PR: 1LG,1LD,1ZL,1LH																																																																																																																																																																																																																																																																																																																																																																																																																																																																																																																																																																																																																																																																																																		
3.0 TDI quattro	165	03.05	08.11	PR: 1LG,1LD,1ZL,1LH																																																																																																																																																																																																																																																																																																																																																																																																																																																																																																																																																																																																																																																																																																		
3.0 TDI quattro	171	06.06	08.11	PR: 1LG,1LD,1ZL,1LH																																																																																																																																																																																																																																																																																																																																																																																																																																																																																																																																																																																																																																																																																																		
3.0 TDI quattro	176	10.08	08.11	PR: 1LG,1ZL																																																																																																																																																																																																																																																																																																																																																																																																																																																																																																																																																																																																																																																																																																		
3.0 TFSI quattro		10.08	08.11	PR: 1LG,1ZL																																																																																																																																																																																																																																																																																																																																																																																																																																																																																																																																																																																																																																																																																																		
3.2 FSI	188	03.05	08.11	PR: 1LG,1LD,1ZL,1LH																																																																																																																																																																																																																																																																																																																																																																																																																																																																																																																																																																																																																																																																																																		
3.2 FSI quattro	188	03.05	08.11	PR: 1LG,1LD,1ZL,1LH																																																																																																																																																																																																																																																																																																																																																																																																																																																																																																																																																																																																																																																																																																		
4.2 FSI quattro	257	06.06	08.11	PR: 1LG,1LD,1ZL,1LH	13.0460-7201.2	607201		23763 20,3 +/WK ATE																																																																																																																																																																																																																																																																																																																																																																																																																																																																																																																																																																																																																																																																																														
4.2 quattro	246	03.05	08.11	PR: 1LG,1LD,1ZL,1LH																																																																																																																																																																																																																																																																																																																																																																																																																																																																																																																																																																																																																																																																																																		
S6	320	03.06	08.11		13.0460-7182.2	607182		23896 20,6 +/WK ATE																																																																																																																																																																																																																																																																																																																																																																																																																																																																																																																																																																																																																																																																																														
RS 6	426	04.08	08.11	PR: 1LM	13.0460-4864.2	604864		24455 16,8 /WK BRE																																																																																																																																																																																																																																																																																																																																																																																																																																																																																																																																																																																																																																																																																														
	<table border="1"> <tr> <td>2.0 TDI</td> <td>100</td> <td>06.05</td> <td>08.11</td> <td>PR: 1LT</td> <td>24.0125-0149.1</td> <td>425149</td> <td></td> <td>314 25,0 23,0 V L +B</td> </tr> <tr> <td>2.0 TDI</td> <td>103</td> <td>03.05</td> <td>08.11</td> <td>PR: 1LT</td> <td></td> <td></td> <td></td> <td></td> </tr> <tr> <td>2.0 TDI</td> <td>125</td> <td>10.08</td> <td>08.11</td> <td>PR: 1LT</td> <td></td> <td></td> <td></td> <td></td> </tr> <tr> <td>2.0 TFSI</td> <td>125</td> <td>06.05</td> <td>08.11</td> <td>PR: 1LT</td> <td></td> <td></td> <td></td> <td></td> </tr> <tr> <td>2.4</td> <td>130</td> <td>03.05</td> <td>08.11</td> <td>PR: 1LT</td> <td></td> <td></td> <td></td> <td></td> </tr> <tr> <td>2.4 quattro</td> <td>130</td> <td>03.05</td> <td>08.11</td> <td>PR: 1LT</td> <td></td> <td></td> <td></td> <td></td> </tr> <tr> <td>2.7 TDI</td> <td>120</td> <td>03.05</td> <td>08.11</td> <td>PR: 1LT</td> <td></td> <td></td> <td></td> <td></td> </tr> <tr> <td>2.7 TDI</td> <td>132</td> <td>03.05</td> <td>08.11</td> <td>PR: 1LT</td> <td></td> <td></td> <td></td> <td></td> </tr> <tr> <td>2.7 TDI</td> <td>140</td> <td>10.08</td> <td>08.11</td> <td>PR: 1LT</td> <td></td> <td></td> <td></td> <td></td> </tr> <tr> <td>2.7 TDI quattro</td> <td>120</td> <td>06.05</td> <td>08.11</td> <td>PR: 1LT</td> <td></td> <td></td> <td></td> <td></td> </tr> <tr> <td>2.7 TDI quattro</td> <td>132</td> <td>03.05</td> <td>08.11</td> <td>PR: 1LT</td> <td></td> <td></td> <td></td> <td></td> </tr> <tr> <td>2.7 TDI quattro</td> <td>140</td> <td>10.08</td> <td>08.11</td> <td>PR: 1LT</td> <td></td> <td></td> <td></td> <td></td> </tr> <tr> <td>2.8 FSI</td> <td>140</td> <td>10.08</td> <td>08.11</td> <td>PR: 1LT</td> <td></td> <td></td> <td></td> <td></td> </tr> <tr> <td>2.8 FSI</td> <td>154</td> <td>11.06</td> <td>08.11</td> <td>PR: 1LT</td> <td></td> <td></td> <td></td> <td></td> </tr> <tr> <td>2.8 FSI</td> <td>162</td> <td>10.08</td> <td>08.11</td> <td>PR: 1LT</td> <td></td> <td></td> <td></td> <td></td> </tr> </table>	2.0 TDI	100	06.05	08.11	PR: 1LT	24.0125-0149.1	425149		314 25,0 23,0 V L +B	2.0 TDI	103	03.05	08.11	PR: 1LT					2.0 TDI	125	10.08	08.11	PR: 1LT					2.0 TFSI	125	06.05	08.11	PR: 1LT					2.4	130	03.05	08.11	PR: 1LT					2.4 quattro	130	03.05	08.11	PR: 1LT					2.7 TDI	120	03.05	08.11	PR: 1LT					2.7 TDI	132	03.05	08.11	PR: 1LT					2.7 TDI	140	10.08	08.11	PR: 1LT					2.7 TDI quattro	120	06.05	08.11	PR: 1LT					2.7 TDI quattro	132	03.05	08.11	PR: 1LT					2.7 TDI quattro	140	10.08	08.11	PR: 1LT					2.8 FSI	140	10.08	08.11	PR: 1LT					2.8 FSI	154	11.06	08.11	PR: 1LT					2.8 FSI	162	10.08	08.11	PR: 1LT																																																																																																																																																																																																																																																																																																																																																																																																																																																																																																																																																																		
2.0 TDI	100	06.05	08.11	PR: 1LT	24.0125-0149.1	425149		314 25,0 23,0 V L +B																																																																																																																																																																																																																																																																																																																																																																																																																																																																																																																																																																																																																																																																																														
2.0 TDI	103	03.05	08.11	PR: 1LT																																																																																																																																																																																																																																																																																																																																																																																																																																																																																																																																																																																																																																																																																																		
2.0 TDI	125	10.08	08.11	PR: 1LT																																																																																																																																																																																																																																																																																																																																																																																																																																																																																																																																																																																																																																																																																																		
2.0 TFSI	125	06.05	08.11	PR: 1LT																																																																																																																																																																																																																																																																																																																																																																																																																																																																																																																																																																																																																																																																																																		
2.4	130	03.05	08.11	PR: 1LT																																																																																																																																																																																																																																																																																																																																																																																																																																																																																																																																																																																																																																																																																																		
2.4 quattro	130	03.05	08.11	PR: 1LT																																																																																																																																																																																																																																																																																																																																																																																																																																																																																																																																																																																																																																																																																																		
2.7 TDI	120	03.05	08.11	PR: 1LT																																																																																																																																																																																																																																																																																																																																																																																																																																																																																																																																																																																																																																																																																																		
2.7 TDI	132	03.05	08.11	PR: 1LT																																																																																																																																																																																																																																																																																																																																																																																																																																																																																																																																																																																																																																																																																																		
2.7 TDI	140	10.08	08.11	PR: 1LT																																																																																																																																																																																																																																																																																																																																																																																																																																																																																																																																																																																																																																																																																																		
2.7 TDI quattro	120	06.05	08.11	PR: 1LT																																																																																																																																																																																																																																																																																																																																																																																																																																																																																																																																																																																																																																																																																																		
2.7 TDI quattro	132	03.05	08.11	PR: 1LT																																																																																																																																																																																																																																																																																																																																																																																																																																																																																																																																																																																																																																																																																																		
2.7 TDI quattro	140	10.08	08.11	PR: 1LT																																																																																																																																																																																																																																																																																																																																																																																																																																																																																																																																																																																																																																																																																																		
2.8 FSI	140	10.08	08.11	PR: 1LT																																																																																																																																																																																																																																																																																																																																																																																																																																																																																																																																																																																																																																																																																																		
2.8 FSI	154	11.06	08.11	PR: 1LT																																																																																																																																																																																																																																																																																																																																																																																																																																																																																																																																																																																																																																																																																																		
2.8 FSI	162	10.08	08.11	PR: 1LT																																																																																																																																																																																																																																																																																																																																																																																																																																																																																																																																																																																																																																																																																																		

¹⁾ electric parking brake / fr.di stazionamento elettrico / frein à main électrique / freno de mano eléctrico

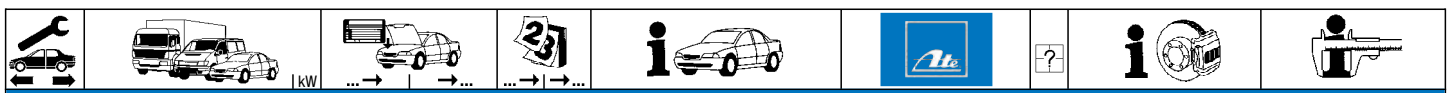
AUDI A6 (4F5/C6) Avant (05-11)

	2.8 FSI quattro 140 2.8 FSI quattro 154 2.8 FSI quattro 162 3.0 160 3.0 quattro 160 3.0 TDI quattro 155 3.0 TDI quattro 165 3.0 TDI quattro 171 3.0 TDI quattro 176 3.0 TFSI quattro 188 3.2 FSI 188 3.2 FSI quattro 188 4.2 FSI quattro 257 4.2 quattro 246		10.08 08.11 PR: 1LT 04.07 08.11 PR: 1LT 10.08 08.11 PR: 1LT 03.05 08.11 PR: 1LT 03.05 08.11 PR: 1LT 03.05 08.11 PR: 1LT 06.06 08.11 PR: 1LT 10.08 08.11 PR: 1LT 10.08 08.11 PR: 1LT 03.05 08.11 PR: 1LT 03.05 08.11 PR: 1LT 03.05 08.11 PR: 1LT 06.06 08.11 PR: 1LT 03.05 08.11 PR: 1LT	24.0125-0149.1 425149		314 25,0 23,0 VL +B
	2.0 TDI 100 2.0 TDI 103 2.0 TDI 125 2.0 TFSI 125 2.4 130 2.4 quattro 130 2.7 TDI 120 2.7 TDI 132 2.7 TDI 140 2.7 TDI quattro 120 2.7 TDI quattro 132 2.7 TDI quattro 140 2.8 FSI 140 2.8 FSI 154 2.8 FSI 162 2.8 FSI quattro 140 2.8 FSI quattro 154 2.8 FSI quattro 162 3.0 160 3.0 quattro 160 3.0 TDI quattro 155 3.0 TDI quattro 165 3.0 TDI quattro 171 3.0 TDI quattro 176 3.0 TFSI quattro 188 3.2 FSI 188 3.2 FSI quattro 188 4.2 FSI quattro 257 4.2 quattro 246		06.05 08.11 PR: 1LG,1LD 03.05 08.11 PR: 1LG,1LD 10.08 08.11 PR: 1LG 06.05 08.11 PR: 1LG,1LD 03.05 08.11 PR: 1LG,1LD 03.05 08.11 PR: 1LG,1LD 03.05 08.11 PR: 1LG,1LD 10.08 08.11 PR: 1LG 06.05 08.11 PR: 1LG,1LD 03.05 08.11 PR: 1LG,1LD 10.08 08.11 PR: 1LG 11.06 08.11 PR: 1LG,1LD 10.08 08.11 PR: 1LG 10.08 08.11 PR: 1LG 04.07 08.11 PR: 1LG,1LD 10.08 08.11 PR: 1LG 03.05 08.11 PR: 1LG,1LD 03.05 08.11 PR: 1LG,1LD 03.05 08.11 PR: 1LG,1LD 06.06 08.11 PR: 1LG,1LD 10.08 08.11 PR: 1LG 10.08 08.11 PR: 1LG 03.05 08.11 PR: 1LG,1LD 03.05 08.11 PR: 1LG,1LD 06.06 08.11 PR: 1LG,1LD 03.05 08.11 PR: 1LG,1LD	24.0130-0175.1 430175 24.0330-0175.1 530175		321 30,0 28,0 VL +S +B 321 30,0 28,0 VL +S +B PD
	2.0 TDI 100 2.0 TDI 103 2.0 TDI 125 2.0 TFSI 125 2.4 130 2.4 quattro 130 2.7 TDI 120 2.7 TDI 132 2.7 TDI 140 2.7 TDI quattro 120 2.7 TDI quattro 132 2.7 TDI quattro 140 2.8 FSI 140 2.8 FSI 154 2.8 FSI 162 2.8 FSI quattro 140 2.8 FSI quattro 154 2.8 FSI quattro 162 3.0 160 3.0 quattro 160 3.0 TDI quattro 155 3.0 TDI quattro 165 3.0 TDI quattro 171 3.0 TDI quattro 176 3.0 TFSI quattro 188 3.2 FSI 188 3.2 FSI quattro 188 4.2 FSI quattro 257 4.2 quattro 246		06.05 08.11 PR: 1ZL,1LH 03.05 08.11 PR: 1ZL,1LH 10.08 08.11 PR: 1ZL 06.05 08.11 PR: 1ZL,1LH 03.05 08.11 PR: 1ZL,1LH 03.05 08.11 PR: 1ZL,1LH 03.05 08.11 PR: 1ZL,1LH 10.08 08.11 PR: 1ZL 06.05 08.11 PR: 1ZL,1LH 03.05 08.11 PR: 1ZL,1LH 10.08 08.11 PR: 1ZL 11.06 08.11 PR: 1ZL,1LH 10.08 08.11 PR: 1ZL 10.08 08.11 PR: 1ZL 04.07 08.11 PR: 1ZL,1LH 10.08 08.11 PR: 1ZL 03.05 08.11 PR: 1ZL,1LH 03.05 08.11 PR: 1ZL,1LH 06.06 08.11 PR: 1ZL,1LH 10.08 08.11 PR: 1ZL 10.08 08.11 PR: 1ZL 03.05 08.11 PR: 1ZL,1LH 03.05 08.11 PR: 1ZL,1LH 06.06 08.11 PR: 1ZL,1LH 03.05 08.11 PR: 1ZL,1LH	24.0130-0176.1 430176 24.0330-0176.1 530176		347 30,0 28,0 VL +S +B 347 30,0 28,0 VL +S +B PD
	S6 320		06.05 08.11	24.0136-0107.1 436107		385 36,0 33,5 VL +B
	2.0 TDI 100 2.0 TDI 103 2.0 TDI 125 2.0 TFSI 125 2.4 130 2.4 quattro 130 2.7 TDI 120 2.7 TDI 132 2.7 TDI 140 2.7 TDI quattro 120 2.7 TDI quattro 132 2.7 TDI quattro 140 2.8 FSI 140 2.8 FSI 154 2.8 FSI 162		06.05 08.11 PR: 1KD,2ED 03.05 08.11 PR: 1KD,2ED 10.08 08.11 PR: 1KD 06.05 08.11 PR: 1KD,2ED 03.05 08.11 PR: 1KD,2ED 03.05 08.11 PR: 1KD,2ED 03.05 08.11 PR: 1KD,2ED 10.08 08.11 PR: 1KD 06.05 08.11 PR: 1KD,2ED 03.05 08.11 PR: 1KD,2ED 10.08 08.11 PR: 1KD 10.08 08.11 PR: 1KD 11.06 08.11 PR: 1KD,2ED	13.0460-2880.2 602880 13.0470-2880.2 LD2880 13.0460-0259.2 610259	elektrische Feststellbremse ¹⁾ elektrische Feststellbremse ¹⁾	23914 17,1 /WE/Zub/S LUC 23914 17,1 /WE/Zub/S LUC Belagsatz-Zubehör

¹⁾ electric parking brake / fr.di stazionamento elettrico / frein à main électrique / freno de mano eléctrico

AUDI A6 (4F5/C6) Avant (05-11)		kW		PR: 1KD		13.0460-2880.2		602880		elektrische Feststellbremse ¹⁾		23914 17,1 /WE/Zub/S		LUC	
	2.8 FSI	162	10.08	08.11	PR: 1KD	13.0460-2880.2	602880	elektrische Feststellbremse ¹⁾	23914 17,1 /WE/Zub/S	LUC					
	2.8 FSI quattro	140	10.08	08.11	PR: 1KD	13.0470-2880.2	LD2880	elektrische Feststellbremse ¹⁾	23914 17,1 /WE/Zub/S	LUC					
	2.8 FSI quattro	154	04.07	08.11	PR: 1KD,2ED	13.0460-0259.2	610259								
	2.8 FSI quattro	162	10.08	08.11	PR: 1KD										
	3.0	160	03.05	08.11	PR: 1KD,2ED										
	3.0 quattro	160	03.05	08.11	PR: 1KD,2ED										
	3.0 TDI quattro	155	03.05	08.11	PR: 1KD,2ED										
	3.0 TDI quattro	165	03.05	08.11	PR: 1KD,2ED										
	3.0 TDI quattro	171	06.06	08.11	PR: 1KD,2ED										
	3.0 TDI quattro	176	10.08	08.11	PR: 1KD										
	3.0 TFSI quattro		10.08	08.11	PR: 1KD										
	3.2 FSI	188	03.05	08.11	PR: 1KD,2ED										
	3.2 FSI quattro	188	03.05	08.11	PR: 1KD,2ED										
	4.2 FSI quattro	257	06.06	08.11	PR: 1KD,2ED										
	4.2 quattro	246	03.05	08.11	PR: 1KD,2ED										
	2.0 TDI	100	06.05	08.11	PR: 1KW,2EE	13.0460-2888.2	602888	elektrische Feststellbremse ¹⁾	23326 17,4 /WE/S	LUC					
	2.0 TDI	103	03.05	08.11	PR: 1KW,2EE	13.0470-2888.2	LD2888	elektrische Feststellbremse ¹⁾	23326 17,4 /WE/S	LUC					
	2.0 TDI	125	10.08	08.11	PR: 1KW	13.0460-0023.2	610023								
	2.0 TFSI	125	06.05	08.11	PR: 1KW,2EE										
	2.4	130	03.05	08.11	PR: 1KW,2EE										
2.4 quattro	130	03.05	08.11	PR: 1KW,2EE											
2.7 TDI	120	03.05	08.11	PR: 1KW,2EE											
2.7 TDI	132	03.05	08.11	PR: 1KW,2EE											
2.7 TDI	140	10.08	08.11	PR: 1KW											
2.7 TDI quattro	120	06.05	08.11	PR: 1KW,2EE											
2.7 TDI quattro	132	03.05	08.11	PR: 1KW,2EE											
2.7 TDI quattro	140	10.08	08.11	PR: 1KW											
2.8 FSI	140	10.08	08.11	PR: 1KW											
2.8 FSI	154	11.06	08.11	PR: 1KW,2EE											
2.8 FSI	162	10.08	08.11	PR: 1KW											
2.8 FSI quattro	140	10.08	08.11	PR: 1KW											
2.8 FSI quattro	154	04.07	08.11	PR: 1KW,2EE											
2.8 FSI quattro	162	10.08	08.11	PR: 1KW											
3.0	160	03.05	08.11	PR: 1KW,2EE											
3.0 quattro	160	03.05	08.11	PR: 1KW,2EE											
3.0 TDI quattro	155	03.05	08.11	PR: 1KW,2EE											
3.0 TDI quattro	165	03.05	08.11	PR: 1KW,2EE											
3.0 TDI quattro	171	06.06	08.11	PR: 1KW,2EE											
3.0 TDI quattro	176	10.08	08.11	PR: 1KW											
3.0 TFSI quattro		10.08	08.11	PR: 1KW											
3.2 FSI	188	03.05	08.11	PR: 1KW,2EE											
3.2 FSI quattro	188	03.05	08.11	PR: 1KW,2EE											
4.2 FSI quattro	257	06.06	08.11	PR: 1KW,2EE											
4.2 quattro	246	03.05	08.11	PR: 1KW,2EE											
2.0 TDI	100	06.05	08.11	PR: 1KQ	13.0460-2749.2	602749	elektrische Feststellbremse ¹⁾	24483 16,9 /Zub/S	LUC						
2.0 TDI	103	03.05	08.11	PR: 1KQ	13.0470-2749.2	LD2749	elektrische Feststellbremse ¹⁾	24483 16,9 /Zub/S	LUC						
2.0 TDI	125	10.08	08.11	PR: 1KQ	13.0460-0259.2	610259									
2.0 TFSI	125	06.05	08.11	PR: 1KQ											
2.4	130	03.05	08.11	PR: 1KQ											
2.4 quattro	130	03.05	08.11	PR: 1KQ											
2.7 TDI	120	03.05	08.11	PR: 1KQ											
2.7 TDI	132	03.05	08.11	PR: 1KQ											
2.7 TDI	140	10.08	08.11	PR: 1KQ											
2.7 TDI quattro	120	06.05	08.11	PR: 1KQ											
2.7 TDI quattro	132	03.05	08.11	PR: 1KQ											
2.7 TDI quattro	140	10.08	08.11	PR: 1KQ											
2.8 FSI	140	10.08	08.11	PR: 1KQ											
2.8 FSI	154	11.06	08.11	PR: 1KQ											
2.8 FSI	162	10.08	08.11	PR: 1KQ											
2.8 FSI quattro	140	10.08	08.11	PR: 1KQ											
2.8 FSI quattro	154	04.07	08.11	PR: 1KQ											
2.8 FSI quattro	162	10.08	08.11	PR: 1KQ											
3.0	160	03.05	08.11	PR: 1KQ											
3.0 quattro	160	03.05	08.11	PR: 1KQ											
3.0 TDI quattro	155	03.05	08.11	PR: 1KQ											
3.0 TDI quattro	165	03.05	08.11	PR: 1KQ											
3.0 TDI quattro	171	06.06	08.11	PR: 1KQ											
3.0 TDI quattro	176	10.08	08.11	PR: 1KQ											
3.0 TFSI quattro		10.08	08.11	PR: 1KQ											
3.2 FSI	188	03.05	08.11	PR: 1KQ											
3.2 FSI quattro	188	03.05	08.11	PR: 1KQ											
4.2 FSI quattro	257	06.06	08.11	PR: 1KQ											
4.2 quattro	246	03.05	08.11	PR: 1KQ											
RS 6	426	04.08	08.11		13.0460-2888.2	602888	elektrische Feststellbremse ¹⁾	23326 17,4 /WE/S	LUC						
S6	320	03.06	08.11	PR: 1KW,2EE	13.0460-0023.2	610023		Belagsatz-Zubehör							
	2.0 TDI	100	06.05	08.11	PR: 1KD,2ED,1KQ	24.0112-0159.1	412159	elektrische Feststellbremse ¹⁾	302 12,0 10,0 +B	PD					
	2.0 TDI	103	03.05	08.11	PR: 1KD,2ED,1KQ	24.0312-0159.1	512159	elektrische Feststellbremse ¹⁾	302 12,0 10,0 +B	PD					
	2.0 TDI	125	10.08	08.11	PR: 1KD,1KQ										
	2.0 TFSI	125	06.05	08.11	PR: 1KD,2ED,1KQ										
	2.4	130	03.05	08.11	PR: 1KD,2ED,1KQ										
	2.4 quattro	130	03.05	08.11	PR: 1KD,2ED,1KQ										
	2.7 TDI	120	03.05	08.11	PR: 1KD,2ED,1KQ										
	2.7 TDI	132	03.05	08.11	PR: 1KD,2ED,1KQ										
	2.7 TDI	140	10.08	08.11	PR: 1KD,1KQ										
	2.7 TDI quattro	120	06.05	08.11	PR: 1KD,2ED,1KQ										
2.7 TDI quattro	132	03.05	08.11	PR: 1KD,2ED,1KQ											
2.7 TDI quattro	140	10.08	08.11	PR: 1KD,1KQ											

¹⁾ electric parking brake / fr.di stazionamento elettrico / frein à main électrique / freno de mano eléctrico



AUDI A6 (4F5/C6) Avant (05-11)

	2.8 FSI	140		10.08	08.11	PR: 1KD,1KQ	24.0112-0159.1	412159	elektrische Feststellbremse ¹⁾	302 12,0 10,0 +B 302 12,0 10,0 +B PD		
	2.8 FSI	154		11.06	08.11	PR: 1KD,2ED,1KQ	24.0312-0159.1	512159				
	2.8 FSI	162		10.08	08.11	PR: 1KD,1KQ						
	2.8 FSI quattro	140		10.08	08.11	PR: 1KD,1KQ						
	2.8 FSI quattro	154		04.07	08.11	PR: 1KD,2ED,1KQ						
	2.8 FSI quattro	162		10.08	08.11	PR: 1KD,1KQ						
	3.0	160		03.05	08.11	PR: 1KD,2ED,1KQ						
	3.0 quattro	160		03.05	08.11	PR: 1KD,2ED,1KQ						
	3.0 TDI quattro	155		03.05	08.11	PR: 1KD,2ED,1KQ						
	3.0 TDI quattro	165		03.05	08.11	PR: 1KD,2ED,1KQ						
	3.0 TDI quattro	171		06.06	08.11	PR: 1KD,2ED,1KQ						
	3.0 TDI quattro	176		10.08	08.11	PR: 1KD,1KQ						
	3.0 TFSI quattro			10.08	08.11	PR: 1KD,1KQ						
	3.2 FSI	188		03.05	08.11	PR: 1KD,2ED,1KQ						
	3.2 FSI quattro	188		03.05	08.11	PR: 1KD,2ED,1KQ						
	4.2 FSI quattro	257		06.06	08.11	PR: 1KD,2ED,1KQ						
	4.2 quattro	246		03.05	08.11	PR: 1KD,2ED,1KQ						
	2.0 TDI	100		06.05	08.11	PR: 1KW,2EE	24.0122-0223.1	422223			elektrische Feststellbremse ¹⁾	330 22,0 20,0 V L +B
	2.0 TDI	103		03.05	08.11	PR: 1KW,2EE						
	2.0 TDI	125		10.08	08.11	PR: 1KW						
2.0 TFSI	125		06.05	08.11	PR: 1KW,2EE							
2.4	130		03.05	08.11	PR: 1KW,2EE							
2.4 quattro	130		03.05	08.11	PR: 1KW,2EE							
2.7 TDI	120		03.05	08.11	PR: 1KW,2EE							
2.7 TDI	132		03.05	08.11	PR: 1KW,2EE							
2.7 TDI	140		10.08	08.11	PR: 1KW							
2.7 TDI quattro	120		06.05	08.11	PR: 1KW,2EE							
2.7 TDI quattro	132		03.05	08.11	PR: 1KW,2EE							
2.7 TDI quattro	140		10.08	08.11	PR: 1KW							
2.8 FSI	140		10.08	08.11	PR: 1KW							
2.8 FSI	154		11.06	08.11	PR: 1KW,2EE							
2.8 FSI	162		10.08	08.11	PR: 1KW							
2.8 FSI quattro	140		10.08	08.11	PR: 1KW							
2.8 FSI quattro	154		04.07	08.11	PR: 1KW,2EE							
2.8 FSI quattro	162		10.08	08.11	PR: 1KW							
3.0	160		03.05	08.11	PR: 1KW,2EE							
3.0 quattro	160		03.05	08.11	PR: 1KW,2EE							
3.0 TDI quattro	155		03.05	08.11	PR: 1KW,2EE							
3.0 TDI quattro	165		03.05	08.11	PR: 1KW,2EE							
3.0 TDI quattro	171		06.06	08.11	PR: 1KW,2EE							
3.0 TDI quattro	176		10.08	08.11	PR: 1KW							
3.0 TFSI quattro			10.08	08.11	PR: 1KW							
3.2 FSI	188		03.05	08.11	PR: 1KW,2EE							
3.2 FSI quattro	188		03.05	08.11	PR: 1KW,2EE							
4.2 FSI quattro	257		06.06	08.11	PR: 1KW,2EE							
4.2 quattro	246		03.05	08.11	PR: 1KW,2EE							
S6	320		03.06	08.11	PR: 1KW,2EE	24.0122-0243.1	422243	elektrische Feststellbremse ¹⁾	330 22,0 20,0 V L +B			

AUDI A6 Allroad (06-11)

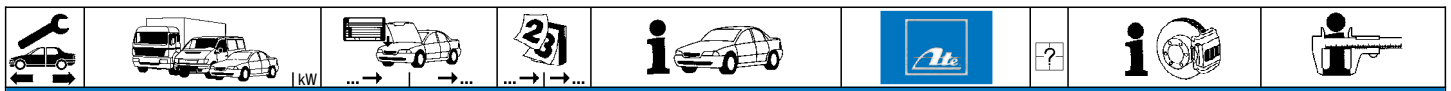
	2.7 TDI	120		05.06	05.11	PR: 1LG,1ZL	13.0460-7201.2	607201		23763 20,3 +/WK 23763 20,3 +/WK	ATE ATE
	2.7 TDI	132		05.06	05.11	PR: 1LG,1ZL	13.0470-7201.2	LD7201			
	2.7 TDI	140		10.08	05.11	PR: 1LG,1ZL					
	3.0 TDI	155		05.06	05.11	PR: 1LG,1ZL					
	3.0 TDI	171		05.06	05.11	PR: 1LG,1ZL					
	3.0 TDI	176		10.08	05.11	PR: 1LG,1ZL					
	3.0 TFSI	213		10.08	05.11	PR: 1LG,1ZL					
	3.2 FSI	188		05.06	05.11	PR: 1LG,1ZL					
	4.2 FSI	257		05.06	05.11	PR: 1LG,1ZL	13.0460-7201.2	607201			
	4.2 FSI	257		05.06	05.11	PR: 1LG,1ZL					
	2.7 TDI	120		05.06	05.11	PR: 1LG	24.0130-0175.1	430175		321 30,0 28,0 V L +S +B 321 30,0 28,0 V L +S +B PD	
	2.7 TDI	132		05.06	05.11	PR: 1LG	24.0330-0175.1	530175			
	2.7 TDI	140		10.08	05.11	PR: 1LG					
	3.0 TDI	155		05.06	05.11	PR: 1LG					
	3.0 TDI	171		05.06	05.11	PR: 1LG					
	3.0 TDI	176		10.08	05.11	PR: 1LG					
	3.0 TFSI	213		10.08	05.11	PR: 1LG					
	3.2 FSI	188		05.06	05.11	PR: 1LG					
	4.2 FSI	257		05.06	05.11	PR: 1LG					
	4.2 FSI	257		05.06	05.11	PR: 1LG					
	2.7 TDI	120		05.06	05.11	PR: 1ZL	24.0130-0176.1	430176		347 30,0 28,0 V L +S +B 347 30,0 28,0 V L +S +B PD	
	2.7 TDI	132		05.06	05.11	PR: 1ZL	24.0330-0176.1	530176			
	2.7 TDI	140		10.08	05.11	PR: 1ZL					
	3.0 TDI	155		05.06	05.11	PR: 1ZL					
	3.0 TDI	171		05.06	05.11	PR: 1ZL					
	3.0 TDI	176		10.08	05.11	PR: 1ZL					
	3.0 TFSI	213		10.08	05.11	PR: 1ZL					
	3.2 FSI	188		05.06	05.11	PR: 1ZL					
	4.2 FSI	257		05.06	05.11	PR: 1ZL					
	4.2 FSI	257		05.06	05.11	PR: 1ZL					
	2.7 TDI	120		05.06	05.11	PR: 1KD	13.0460-2880.2	602880	elektrische Feststellbremse ¹⁾ elektrische Feststellbremse ¹⁾	23914 17,1 /WE/Zub/S 23914 17,1 /WE/Zub/S Belagsatz-Zubehör	LUC LUC
	2.7 TDI	132		05.06	05.11	PR: 1KD	13.0470-2880.2	LD2880			
	2.7 TDI	140		10.08	05.11	PR: 1KD	13.0460-0259.2	610259			
	3.0 TDI	155		05.06	05.11	PR: 1KD					
	3.0 TDI	171		05.06	05.11	PR: 1KD					
	3.0 TDI	176		10.08	05.11	PR: 1KD					
	3.0 TFSI	213		10.08	05.11	PR: 1KD					
	3.2 FSI	188		05.06	05.11	PR: 1KD					
4.2 FSI	257		05.06	05.11	PR: 1KD						

¹⁾ electric parking brake / fr.di stazionamento elettrico / frein à main électrique / freno de mano eléctrico

AUDI A6 Allroad (06-11)																	
	2.7 TDI	120	05.06	05.11	PR: 1KW,2EE	13.0460-2888.2	602888	elektrische Feststellbremse ¹⁾	23326 17,4 /WE/S	LUC	23326 17,4 /WE/S Belagsatz-Zubehör						
	2.7 TDI	132	05.06	05.11	PR: 1KW,2EE		LD2888										
	2.7 TDI	140	10.08	05.11	PR: 1KW,2EE		610023										
	3.0 TDI	155	05.06	05.11	PR: 1KW,2EE												
	3.0 TDI	171	05.06	05.11	PR: 1KW,2EE												
	3.0 TDI	176	10.08	05.11	PR: 1KW,2EE												
	3.0 TFSI	213	10.08	05.11	PR: 1KW,2EE												
	3.2 FSI	188	05.06	05.11	PR: 1KW,2EE												
4.2 FSI	257	05.06	05.11	PR: 1KW,2EE													
	2.7 TDI	120	05.06	05.11	PR: 1KD	24.0112-0176.1	412176	elektrische Feststellbremse ¹⁾	302 12,0 10,0 L +B								
	2.7 TDI	132	05.06	05.11	PR: 1KD												
	2.7 TDI	140	10.08	05.11	PR: 1KD												
	3.0 TDI	155	05.06	05.11	PR: 1KD												
	3.0 TDI	171	05.06	05.11	PR: 1KD												
	3.0 TDI	176	10.08	05.11	PR: 1KD												
	3.0 TFSI	213	10.08	05.11	PR: 1KD												
	3.2 FSI	188	05.06	05.11	PR: 1KD												
4.2 FSI	257	05.06	05.11	PR: 1KD													
	2.7 TDI	120	05.06	05.11	PR: 1KW,2EE	24.0122-0243.1	422243	elektrische Feststellbremse ¹⁾	330 22,0 20,0 V L +B								
	2.7 TDI	132	05.06	05.11	PR: 1KW,2EE												
	2.7 TDI	140	10.08	05.11	PR: 1KW,2EE												
	3.0 TDI	155	05.06	05.11	PR: 1KW,2EE												
	3.0 TDI	171	05.06	05.11	PR: 1KW,2EE												
	3.0 TDI	176	10.08	05.11	PR: 1KW,2EE												
	3.0 TFSI	213	10.08	05.11	PR: 1KW,2EE												
	3.2 FSI	188	05.06	05.11	PR: 1KW,2EE												
4.2 FSI	257	05.06	05.11	PR: 1KW,2EE													
AUDI A6 (4G2/C7) Limousine (11-)																	
	1.8 TFSI	140	09.14		PR: 1LA,1LJ	13.0460-2765.2	602765	Federmaß 46 mm ²⁾	24743 19,2 +/WK/S	LUC							
	2.0 TDI	100	01.12		PR: 1LA,1LJ		LD2765										
	2.0 TDI	110	09.14		PR: 1LA,1LJ												
	2.0 TDI	120	04.11		PR: 1LA,1LJ												
	2.0 TDI	130	04.11		PR: 1LA,1LJ												
	2.0 TDI quattro	140	04.15		PR: 1LA,1LJ												
	2.0 TDI ultra	140	11.13		PR: 1LA,1LJ												
	2.0 TFSI	132	04.11		PR: 1LA,1LJ												
	2.0 TFSI	155	04.11		PR: 1LA,1LJ												
	2.0 TFSI	162	05.13		PR: 1LA,1LJ												
	2.0 TFSI	185	09.14		PR: 1LA,1LJ												
	2.0 TFSI hybrid	155	11.11		PR: 1LA,1LJ												
	2.0 TFSI quattro	155	05.12		PR: 1LA,1LJ												
	2.0 TFSI quattro	162	05.13		PR: 1LA,1LJ												
	2.0 TFSI quattro	185	05.14		PR: 1LA,1LJ												
	2.8 FSI	150	04.11		PR: 1LA,1LJ												
	2.8 FSI quattro	150	04.11		PR: 1LA,1LJ												
	3.0 TDI	150	04.11		PR: 1LA,1LJ												
	3.0 TDI	155	09.14		PR: 1LA,1LJ												
	3.0 TDI	160	09.14		PR: 1LA,1LJ												
3.0 TDI quattro	150	04.11		PR: 1LA,1LJ													
3.0 TDI quattro	155	09.14		PR: 1LA,1LJ													
3.0 TDI quattro	160	09.14		PR: 1LA,1LJ													
3.0 TDI quattro	176	05.13		PR: 1LA,1LJ													
3.0 TDI quattro	180	04.11		PR: 1LA,1LJ													
3.0 TDI quattro	200	09.14		PR: 1LA,1LJ													
3.0 TFSI quattro		04.11		PR: 1LA,1LJ													
3.0 TDI quattro	230	12.11		PR: 1LA,1LJ	13.0460-2765.2	602765	Federmaß 46 mm ²⁾	24743 19,2 +/WK/S	LUC								
3.0 TDI quattro	235	09.14		PR: 1LA,1LJ													
3.0 TDI quattro	240	09.14		PR: 1LA,1LJ													
3.0 TFSI quattro	245	09.14		PR: 1LA,1LJ													
S6	309	04.12		PR: 1LA,1LJ													
S6	331	10.14		PR: 1LA,1LJ													
	1.8 TFSI	140	09.14		PR: 1LL,1ZK	13.0460-7280.2	607280	1	25158 20,3 +/WK	ATE	25158 20,3 +/WK Warnkontakt L=311,6mm						
	2.0 TDI	100	01.12		PR: 1LL,1ZK		LD7280										
	2.0 TDI	110	09.14		PR: 1LL,1ZK												
	2.0 TDI	120	04.11		PR: 1LL,1ZK												
	2.0 TDI	130	04.11		PR: 1LL,1ZK												
	2.0 TDI quattro	140	04.15		PR: 1LL,1ZK												
	2.0 TDI ultra	140	11.13		PR: 1LL,1ZK												
	2.0 TFSI	132	04.11		PR: 1LL,1ZK												
	2.0 TFSI	155	04.11		PR: 1LL,1ZK												
	2.0 TFSI	162	05.13		PR: 1LL,1ZK												
	2.0 TFSI	185	09.14		PR: 1LL,1ZK												
	2.0 TFSI hybrid	155	11.11		PR: 1LL,1ZK												
	2.0 TFSI quattro	155	05.12		PR: 1LL,1ZK												
	2.0 TFSI quattro	162	05.13		PR: 1LL,1ZK												
	2.0 TFSI quattro	185	05.14		PR: 1LL,1ZK												
	2.8 FSI	150	04.11		PR: 1LL,1ZK												
	2.8 FSI quattro	150	04.11		PR: 1LL,1ZK												
	3.0 TDI	150	04.11		PR: 1LL,1ZK												
	3.0 TDI	155	09.14		PR: 1LL,1ZK												
	3.0 TDI	160	09.14		PR: 1LL,1ZK												
3.0 TDI quattro	150	04.11		PR: 1LL,1ZK													
3.0 TDI quattro	155	09.14		PR: 1LL,1ZK													
3.0 TDI quattro	160	09.14		PR: 1LL,1ZK													
3.0 TDI quattro	176	05.13		PR: 1LL,1ZK													
3.0 TDI quattro	180	04.11		PR: 1LL,1ZK													

¹⁾ electric parking brake / fr.di stazionamento elettrico / frein à main électrique / freno de mano eléctrico

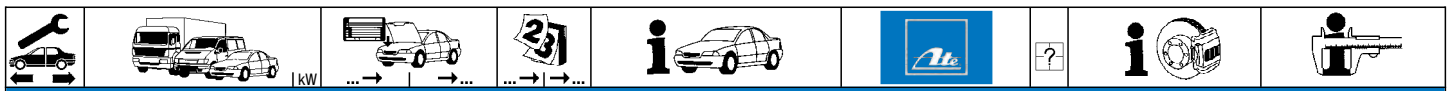
²⁾ spring dimension 46 mm / dimensioni molla 46 mm / dimension de ressort 46 mm / medida de muelle 46 mm



AUDI A6 (4G2/C7) Limousine (11-)

	3.0 TDI quattro	200	09.14	PR: 1LL,1ZK	13.0460-7280.2	607280	1	25158 20,3 +/WK 25158 20,3 +/WK Warnkontakt L=311,6mm	ATE ATE
	3.0 TFSI quattro		04.11	PR: 1LL,1ZK	13.0470-7280.2	LD7280			
	3.0 TDI quattro	230	12.11	PR: 1LL,1ZK	13.0460-7280.2	607280	1	25158 20,3 +/WK Warnkontakt L=311,6mm	ATE
	3.0 TDI quattro	235	09.14	PR: 1LL,1ZK	24.8190-0301.2	620301			
	3.0 TDI quattro	240	09.14	PR: 1LL,1ZK					
	3.0 TFSI quattro	245	09.14	PR: 1LL,1ZK					
	S6	309	04.12	PR: 1LL,1ZK					
	S6	331	10.14	PR: 1LL,1ZK					
	1.8 TFSI	140	09.14	PR: 1LU	24.8190-0019.2	620019	2	Warnkontakt L=254mm	
	2.0 TDI	100	01.12	PR: 1LU					
	2.0 TDI	110	09.14	PR: 1LU					
	2.0 TDI	120	04.11	PR: 1LU					
	2.0 TDI	130	04.11	PR: 1LU					
	2.0 TDI quattro	140	04.15	PR: 1LU					
	2.0 TDI ultra	140	11.13	PR: 1LU					
	2.0 TFSI	132	04.11	PR: 1LU					
	2.0 TFSI	155	04.11	PR: 1LU					
	2.0 TFSI	162	05.13	PR: 1LU					
	2.0 TFSI	185	09.14	PR: 1LU					
	2.0 TFSI hybrid	155	11.11	PR: 1LU					
	2.0 TFSI quattro	155	05.12	PR: 1LU					
	2.0 TFSI quattro	162	05.13	PR: 1LU					
	2.0 TFSI quattro	185	05.14	PR: 1LU					
	2.8 FSI	150	04.11	PR: 1LU					
	2.8 FSI quattro	150	04.11	PR: 1LU					
	3.0 TDI	150	04.11	PR: 1LU					
	3.0 TDI	155	09.14	PR: 1LU					
	3.0 TDI	160	09.14	PR: 1LU					
	3.0 TDI quattro	150	04.11	PR: 1LU					
	3.0 TDI quattro	155	09.14	PR: 1LU					
	3.0 TDI quattro	160	09.14	PR: 1LU					
	3.0 TDI quattro	176	05.13	PR: 1LU					
	3.0 TDI quattro	180	04.11	PR: 1LU					
	3.0 TDI quattro	200	09.14	PR: 1LU					
	3.0 TDI quattro	230	12.11	PR: 1LU					
	3.0 TDI quattro	235	09.14	PR: 1LU					
	3.0 TDI quattro	240	09.14	PR: 1LU					
	3.0 TFSI quattro	245	04.11	PR: 1LU					
	3.0 TFSI quattro	245	09.14	PR: 1LU					
	S6	309	04.12	PR: 1LU					
	S6	331	10.14	PR: 1LU					
	1.8 TFSI	140	09.14	PR: 1LW					
2.0 TDI	100	01.12	PR: 1LW						
	2.0 TDI	110	09.14	PR: 1LW					
	2.0 TDI	120	04.11	PR: 1LW					
	2.0 TDI	130	04.11	PR: 1LW					
	2.0 TDI quattro	140	04.15	PR: 1LW					
	2.0 TDI ultra	140	11.13	PR: 1LW					
	2.0 TFSI	132	04.11	PR: 1LW					
	2.0 TFSI	155	04.11	PR: 1LW					
	2.0 TFSI	162	05.13	PR: 1LW					
	2.0 TFSI	185	09.14	PR: 1LW					
	2.0 TFSI hybrid	155	11.11	PR: 1LW					
	2.0 TFSI quattro	155	05.12	PR: 1LW					
	2.0 TFSI quattro	162	05.13	PR: 1LW					
	2.0 TFSI quattro	185	05.14	PR: 1LW					
	2.8 FSI	150	04.11	PR: 1LW					
	2.8 FSI quattro	150	04.11	PR: 1LW					
	3.0 TDI	150	04.11	PR: 1LW					
	3.0 TDI	155	09.14	PR: 1LW					
	3.0 TDI	160	09.14	PR: 1LW					
	3.0 TDI quattro	150	04.11	PR: 1LW					
	3.0 TDI quattro	155	09.14	PR: 1LW					
	3.0 TDI quattro	160	09.14	PR: 1LW					
	3.0 TDI quattro	176	05.13	PR: 1LW					
	3.0 TDI quattro	180	04.11	PR: 1LW					
	3.0 TDI quattro	200	09.14	PR: 1LW					
	3.0 TDI quattro	230	12.11	PR: 1LW					
	3.0 TDI quattro	235	09.14	PR: 1LW					
	3.0 TDI quattro	240	09.14	PR: 1LW					
	3.0 TFSI quattro	245	04.11	PR: 1LW					
	3.0 TFSI quattro	245	09.14	PR: 1LW					
	S6	309	04.12	PR: 1LW					
	S6	331	10.14	PR: 1LW					
	1.8 TFSI	140	09.14	PR: 1LF					
2.0 TDI	100	01.12	PR: 1LF	13.0470-7280.2	LD7280				
	2.0 TDI	110	09.14			PR: 1LF	24.8190-0301.2	620301	
	2.0 TDI	120	07.11	PR: 1LF					
	2.0 TDI	130	07.11	PR: 1LF					
	2.0 TDI quattro	140	04.15	PR: 1LF					
	2.0 TDI ultra	140	11.13	PR: 1LF					
	2.0 TFSI	132	07.11	PR: 1LF					
	2.0 TFSI	155	07.11	PR: 1LF					
	2.0 TFSI	162	05.13	PR: 1LF					
	2.0 TFSI	185	09.14	PR: 1LF					
	2.0 TFSI hybrid	155	11.11	PR: 1LF					
	2.0 TFSI quattro	155	05.12	PR: 1LF					
	2.0 TFSI quattro	155	05.12	PR: 1LF					

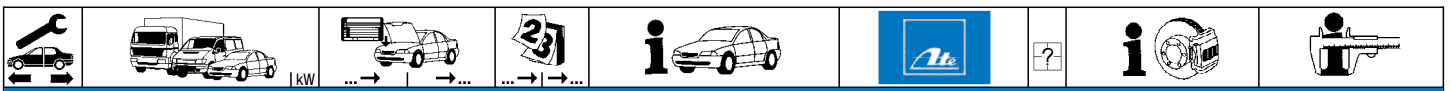




AUDI A6 (4G2/C7) Limousine (11-)

	2.0 TFSI quattro	162	05.13	PR: 1LF	13.0460-7280.2	607280	1		25158 20,3 +/WK 25158 20,3 +/WK Warnkontakt L=311,6mm	ATE ATE		
	2.0 TFSI quattro	185	05.14	PR: 1LF	13.0470-7280.2	LD7280						
	2.8 FSI	150	07.11	PR: 1LF	24.8190-0301.2	620301						
	2.8 FSI quattro	150	07.11	PR: 1LF								
	3.0 TDI	150	07.11	PR: 1LF								
	3.0 TDI	155	09.14	PR: 1LF								
	3.0 TDI	160	09.14	PR: 1LF								
	3.0 TDI quattro	150	07.11	PR: 1LF								
	3.0 TDI quattro	155	09.14	PR: 1LF								
	3.0 TDI quattro	160	09.14	PR: 1LF								
3.0 TDI quattro	176	05.13	PR: 1LF									
3.0 TDI quattro	180	07.11	PR: 1LF									
3.0 TDI quattro	200	09.14	PR: 1LF									
3.0 TFSI quattro		07.11	PR: 1LF									
3.0 TDI quattro	230	12.11	PR: 1LF	13.0460-7280.2	607280	1		25158 20,3 +/WK Warnkontakt L=311,6mm	ATE			
3.0 TDI quattro	235	09.14	PR: 1LF	24.8190-0301.2	620301							
3.0 TDI quattro	240	09.14	PR: 1LF									
3.0 TFSI quattro	245	09.14	PR: 1LF									
S6	309	04.12	PR: 1LF									
S6	331	10.14	PR: 1LF									
	1.8 TFSI	140	09.14	PR: 1LA	24.0130-0221.1	430221			320 30,0 28,0 V L +S +B			
	2.0 TDI	100	01.12	PR: 1LA								
	2.0 TDI	110	09.14	PR: 1LA								
	2.0 TDI	120	04.11	PR: 1LA								
	2.0 TDI	130	04.11	PR: 1LA								
	2.0 TDI quattro	140	04.15	PR: 1LA								
	2.0 TDI ultra	140	11.13	PR: 1LA								
	2.0 TFSI	132	04.11	PR: 1LA								
	2.0 TFSI	155	04.11	PR: 1LA								
	2.0 TFSI	162	05.13	PR: 1LA								
	2.0 TFSI	185	09.14	PR: 1LA								
	2.0 TFSI hybrid	155	11.11	PR: 1LA								
	2.0 TFSI quattro	155	05.12	PR: 1LA								
	2.0 TFSI quattro	162	05.13	PR: 1LA								
	2.0 TFSI quattro	185	05.14	PR: 1LA								
	2.8 FSI	150	04.11	PR: 1LA								
	2.8 FSI quattro	150	04.11	PR: 1LA								
	3.0 TDI	150	04.11	PR: 1LA								
	3.0 TDI	155	09.14	PR: 1LA								
	3.0 TDI	160	09.14	PR: 1LA								
	3.0 TDI quattro	150	04.11	PR: 1LA								
	3.0 TDI quattro	155	09.14	PR: 1LA								
	3.0 TDI quattro	160	09.14	PR: 1LA								
	3.0 TDI quattro	176	05.13	PR: 1LA								
	3.0 TDI quattro	180	04.11	PR: 1LA								
	3.0 TDI quattro	200	09.14	PR: 1LA								
	3.0 TDI quattro	230	12.11	PR: 1LA								
	3.0 TDI quattro	235	09.14	PR: 1LA								
	3.0 TDI quattro	240	09.14	PR: 1LA								
	3.0 TFSI quattro		04.11	PR: 1LA								
	3.0 TFSI quattro	245	09.14	PR: 1LA								
	S6	309	04.12	PR: 1LA								
	S6	331	10.14	PR: 1LA								
	1.8 TFSI	140	09.14	PR: 1LJ	24.0130-0222.1	430222						345 30,0 28,0 V L +S +B
	2.0 TDI	100	01.12	PR: 1LJ								
	2.0 TDI	110	09.14	PR: 1LJ								
	2.0 TDI	120	04.11	PR: 1LJ								
	2.0 TDI	130	04.11	PR: 1LJ								
	2.0 TDI quattro	140	04.15	PR: 1LJ								
	2.0 TDI ultra	140	11.13	PR: 1LJ								
	2.0 TFSI	132	04.11	PR: 1LJ								
	2.0 TFSI	155	04.11	PR: 1LJ								
	2.0 TFSI	162	05.13	PR: 1LJ								
	2.0 TFSI	185	09.14	PR: 1LJ								
	2.0 TFSI hybrid	155	11.11	PR: 1LJ								
	2.0 TFSI quattro	155	05.12	PR: 1LJ								
	2.0 TFSI quattro	162	05.13	PR: 1LJ								
2.0 TFSI quattro	185	05.14	PR: 1LJ									
2.8 FSI	150	04.11	PR: 1LJ									
2.8 FSI quattro	150	04.11	PR: 1LJ									
3.0 TDI	150	04.11	PR: 1LJ									
3.0 TDI	155	09.14	PR: 1LJ									
3.0 TDI	160	09.14	PR: 1LJ									
3.0 TDI quattro	150	04.11	PR: 1LJ									
3.0 TDI quattro	155	09.14	PR: 1LJ									
3.0 TDI quattro	160	09.14	PR: 1LJ									
3.0 TDI quattro	176	05.13	PR: 1LJ									
3.0 TDI quattro	180	04.11	PR: 1LJ									
3.0 TDI quattro	200	09.14	PR: 1LJ									
3.0 TDI quattro	230	12.11	PR: 1LJ									
3.0 TDI quattro	235	09.14	PR: 1LJ									
3.0 TDI quattro	240	09.14	PR: 1LJ									
3.0 TFSI quattro		04.11	PR: 1LJ									
3.0 TFSI quattro	245	09.14	PR: 1LJ									
S6	309	04.12	PR: 1LJ									
S6	331	10.14	PR: 1LJ									
1.8 TFSI	140	09.14	PR: 1LL,1LF,1ZK	24.0134-0103.1	434103			356 34,0 31,5 V L +S +B				





AUDI A6 (4G2/C7) Limousine (11-)

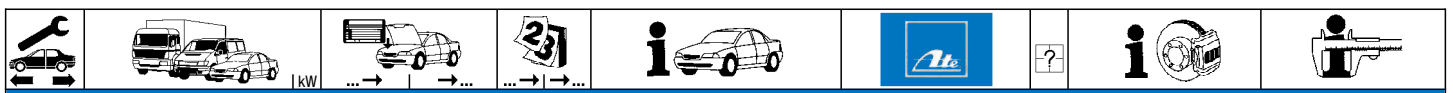
	2.0 TDI 100	01.12	PR: 1LL,1LF,1ZK	24.0134-0103.1	434103		356 34,0 31,5 VL +S +B
	2.0 TDI 110	09.14	PR: 1LL,1LF,1ZK				
	2.0 TDI 120	04.11	PR: 1LL,1LF,1ZK				
	2.0 TDI 130	04.11	PR: 1LL,1LF,1ZK				
	2.0 TDI quattro 140	04.15	PR: 1LL,1LF,1ZK				
	2.0 TDI ultra 140	11.13	PR: 1LL,1LF,1ZK				
	2.0 TFSI 132	04.11	PR: 1LL,1LF,1ZK				
	2.0 TFSI 155	04.11	PR: 1LL,1LF,1ZK				
	2.0 TFSI 162	05.13	PR: 1LL,1LF,1ZK				
	2.0 TFSI 185	09.14	PR: 1LL,1LF,1ZK				
	2.0 TFSI hybrid 155	11.11	PR: 1LL,1LF,1ZK				
	2.0 TFSI quattro 155	05.12	PR: 1LL,1LF,1ZK				
	2.0 TFSI quattro 162	05.13	PR: 1LL,1LF,1ZK				
	2.0 TFSI quattro 185	05.14	PR: 1LL,1LF,1ZK				
	2.8 FSI 150	04.11	PR: 1LL,1LF,1ZK				
	2.8 FSI quattro 150	04.11	PR: 1LL,1LF,1ZK				
	3.0 TDI 150	04.11	PR: 1LL,1LF,1ZK				
	3.0 TDI 155	09.14	PR: 1LL,1LF,1ZK				
	3.0 TDI 160	09.14	PR: 1LL,1LF,1ZK				
	3.0 TDI quattro 150	04.11	PR: 1LL,1LF,1ZK				
	3.0 TDI quattro 155	09.14	PR: 1LL,1LF,1ZK				
	3.0 TDI quattro 160	09.14	PR: 1LL,1LF,1ZK				
	3.0 TDI quattro 176	05.13	PR: 1LL,1LF,1ZK				
	3.0 TDI quattro 180	04.11	PR: 1LL,1LF,1ZK				
	3.0 TDI quattro 200	09.14	PR: 1LL,1LF,1ZK				
	3.0 TDI quattro 230	12.11	PR: 1LL,1LF,1ZK				
	3.0 TDI quattro 235	09.14	PR: 1LL,1LF,1ZK				
	3.0 TDI quattro 240	09.14	PR: 1LL,1LF,1ZK				
	3.0 TFSI quattro	04.11	PR: 1LL,1LF,1ZK				
	3.0 TFSI quattro 245	09.14	PR: 1LL,1LF,1ZK				
	S6 309	04.12	PR: 1LL,1LF,1ZK				
	S6 331	10.14	PR: 1LL,1LF,1ZK				
	1.8 TFSI 140	09.14	PR: 1KW	13.0460-2769.2	602769		25214 17,4 +/WK/Zub/S LUC
	2.0 TDI 100	01.12	PR: 1KW	13.0470-2769.2	LD2769		25214 17,4 +/WK/Zub/S LUC
	2.0 TDI 110	09.14	PR: 1KW				
	2.0 TDI 120	04.11	PR: 1KW				
	2.0 TDI 130	04.11	PR: 1KW				
	2.0 TDI quattro 140	04.15	PR: 1KW				
	2.0 TDI ultra 140	11.13	PR: 1KW				
	2.0 TFSI 132	04.11	PR: 1KW				
	2.0 TFSI 155	04.11	PR: 1KW				
	2.0 TFSI 162	05.13	PR: 1KW				
	2.0 TFSI 185	09.14	PR: 1KW				
	2.0 TFSI hybrid 155	11.11	PR: 1KW				
	2.0 TFSI quattro 155	05.12	PR: 1KW				
	2.0 TFSI quattro 162	05.13	PR: 1KW				
	2.0 TFSI quattro 185	05.14	PR: 1KW				
	2.8 FSI 150	04.11	PR: 1KW				
	2.8 FSI quattro 150	04.11	PR: 1KW				
	3.0 TDI 150	04.11	PR: 1KW				
	3.0 TDI 155	09.14	PR: 1KW				
	3.0 TDI 160	09.14	PR: 1KW				
	3.0 TDI quattro 150	04.11	PR: 1KW				
	3.0 TDI quattro 155	09.14	PR: 1KW				
	3.0 TDI quattro 160	09.14	PR: 1KW				
	3.0 TDI quattro 176	05.13	PR: 1KW				
	3.0 TDI quattro 180	04.11	PR: 1KW				
	3.0 TDI quattro 200	09.14	PR: 1KW				
	3.0 TDI quattro 230	12.11	PR: 1KW				
	3.0 TDI quattro 235	09.14	PR: 1KW				
	3.0 TDI quattro 240	09.14	PR: 1KW				
	3.0 TFSI quattro	04.11	PR: 1KW				
	3.0 TFSI quattro 245	09.14	PR: 1KW				
	S6 309	04.12	PR: 1KW				
	S6 331	10.14	PR: 1KW				
	1.8 TFSI 140	09.14	PR: 1KY,2EA,2EE	13.0460-2770.2	602770		25214 17,4 +/WK/Zub/S LUC
	2.0 TDI 100	01.12	PR: 1KY,2EA,2EE	13.0470-2770.2	LD2770		25214 17,4 +/WK/Zub/S LUC
	2.0 TDI 110	09.14	PR: 1KY,2EA,2EE				
	2.0 TDI 120	04.11	PR: 1KY,2EA,2EE				
	2.0 TDI 130	04.11	PR: 1KY,2EA,2EE				
	2.0 TDI quattro 140	04.15	PR: 1KY,2EA,2EE				
	2.0 TDI ultra 140	11.13	PR: 1KY,2EA,2EE				
	2.0 TFSI 132	04.11	PR: 1KY,2EA,2EE				
	2.0 TFSI 155	04.11	PR: 1KY,2EA,2EE				
	2.0 TFSI 162	05.13	PR: 1KY,2EA,2EE				
	2.0 TFSI 185	09.14	PR: 1KY,2EA,2EE				
	2.0 TFSI hybrid 155	11.11	PR: 1KY,2EA,2EE				
	2.0 TFSI quattro 155	05.12	PR: 1KY,2EA,2EE				
	2.0 TFSI quattro 162	05.13	PR: 1KY,2EA,2EE				
	2.0 TFSI quattro 185	05.14	PR: 1KY,2EA,2EE				
	2.8 FSI 150	04.11	PR: 1KY,2EA,2EE				
	2.8 FSI quattro 150	04.11	PR: 1KY,2EA,2EE				
	3.0 TDI 150	04.11	PR: 1KY,2EA,2EE				
	3.0 TDI 155	09.14	PR: 1KY,2EA,2EE				
	3.0 TDI 160	09.14	PR: 1KY,2EA,2EE				
	3.0 TDI quattro 150	04.11	PR: 1KY,2EA,2EE				
	3.0 TDI quattro 155	09.14	PR: 1KY,2EA,2EE				





AUDI A6 (4G2/C7) Limousine (11-)

	3.0 TDI quattro	160	09.14	PR: 1KY,2EA,2EE	13.0460-2770.2	602770		25214 17,4 +/WK/Zub/S LUC 25214 17,4 +/WK/Zub/S LUC
	3.0 TDI quattro	176	05.13	PR: 1KY,2EA,2EE	13.0470-2770.2	LD2770		
	3.0 TDI quattro	180	04.11	PR: 1KY,2EA,2EE				
	3.0 TDI quattro	200	09.14	PR: 1KY,2EA,2EE				
	3.0 TDI quattro	230	12.11	PR: 1KY,2EA,2EE				
	3.0 TDI quattro	235	09.14	PR: 1KY,2EA,2EE				
	3.0 TDI quattro	240	09.14	PR: 1KY,2EA,2EE				
	3.0 TFSI quattro		04.11	PR: 1KY,2EA,2EE				
	3.0 TFSI quattro	245	09.14	PR: 1KY,2EA,2EE				
	S6	309	04.12	PR: 1KY,2EA,2EE				
S6	331	10.14	PR: 1KY,2EA,2EE					
	1.8 TFSI	140	09.14	PR: 1KW	24.0112-0178.1	412178		300 12,0 10,0 +S +B 300 12,0 10,0 +S +B PD
	2.0 TDI	100	01.12	PR: 1KW	24.0312-0178.1	512178		
	2.0 TDI	110	09.14	PR: 1KW				
	2.0 TDI	120	04.11	PR: 1KW				
	2.0 TDI	130	04.11	PR: 1KW				
	2.0 TDI quattro	140	04.15	PR: 1KW				
	2.0 TDI ultra	140	11.13	PR: 1KW				
	2.0 TFSI	132	04.11	PR: 1KW				
	2.0 TFSI	155	04.11	PR: 1KW				
	2.0 TFSI	162	05.13	PR: 1KW				
	2.0 TFSI	185	09.14	PR: 1KW				
	2.0 TFSI hybrid	155	11.11	PR: 1KW				
	2.0 TFSI quattro	155	05.12	PR: 1KW				
	2.0 TFSI quattro	162	05.13	PR: 1KW				
	2.0 TFSI quattro	185	05.14	PR: 1KW				
	2.8 FSI	150	04.11	PR: 1KW				
	2.8 FSI quattro	150	04.11	PR: 1KW				
	3.0 TDI	150	04.11	PR: 1KW				
	3.0 TDI	155	09.14	PR: 1KW				
	3.0 TDI	160	09.14	PR: 1KW				
	3.0 TDI quattro	150	04.11	PR: 1KW				
	3.0 TDI quattro	155	09.14	PR: 1KW				
	3.0 TDI quattro	160	09.14	PR: 1KW				
	3.0 TDI quattro	176	05.13	PR: 1KW				
	3.0 TDI quattro	180	04.11	PR: 1KW				
	3.0 TDI quattro	200	09.14	PR: 1KW				
	3.0 TDI quattro	230	12.11	PR: 1KW				
	3.0 TDI quattro	235	09.14	PR: 1KW				
	3.0 TDI quattro	240	09.14	PR: 1KW				
	3.0 TFSI quattro		04.11	PR: 1KW				
	3.0 TFSI quattro	245	09.14	PR: 1KW				
	S6	309	04.12	PR: 1KW				
	S6	331	10.14	PR: 1KW				
		1.8 TFSI	140	09.14	PR: 2EA,2EE	24.0122-0272.1		
2.0 TDI		100	01.12	PR: 2EA,2EE				
2.0 TDI		110	09.14	PR: 2EA,2EE				
2.0 TDI		120	04.11	PR: 2EA,2EE				
2.0 TDI		130	04.11	PR: 2EA,2EE				
2.0 TDI quattro		140	04.15	PR: 2EA,2EE				
2.0 TDI ultra		140	11.13	PR: 2EA,2EE				
2.0 TFSI		132	04.11	PR: 2EA,2EE				
2.0 TFSI		155	04.11	PR: 2EA,2EE				
2.0 TFSI		162	05.13	PR: 2EA,2EE				
2.0 TFSI		185	09.14	PR: 2EA,2EE				
2.0 TFSI hybrid		155	11.11	PR: 2EA,2EE				
2.0 TFSI quattro		155	05.12	PR: 2EA,2EE				
2.0 TFSI quattro		162	05.13	PR: 2EA,2EE				
2.0 TFSI quattro		185	05.14	PR: 2EA,2EE				
2.8 FSI		150	04.11	PR: 2EA,2EE				
2.8 FSI quattro		150	04.11	PR: 2EA,2EE				
3.0 TDI		150	04.11	PR: 2EA,2EE				
3.0 TDI		155	09.14	PR: 2EA,2EE				
3.0 TDI		160	09.14	PR: 2EA,2EE				
3.0 TDI quattro		150	04.11	PR: 2EA,2EE				
3.0 TDI quattro		155	09.14	PR: 2EA,2EE				
3.0 TDI quattro		160	09.14	PR: 2EA,2EE				
3.0 TDI quattro		176	05.13	PR: 2EA,2EE				
3.0 TDI quattro		180	04.11	PR: 2EA,2EE				
3.0 TDI quattro		200	09.14	PR: 2EA,2EE				
3.0 TDI quattro		230	12.11	PR: 2EA,2EE				
3.0 TDI quattro		235	09.14	PR: 2EA,2EE				
3.0 TDI quattro		240	09.14	PR: 2EA,2EE				
3.0 TFSI quattro			04.11	PR: 2EA,2EE				
3.0 TFSI quattro		245	09.14	PR: 2EA,2EE				
S6		309	04.12	PR: 2EA,2EE				
S6		331	10.14	PR: 2EA,2EE				
		1.8 TFSI	140	09.14	PR: 1KY	24.0122-0273.1	422273	
	2.0 TDI	100	01.12	PR: 1KY				
	2.0 TDI	110	09.14	PR: 1KY				
	2.0 TDI	120	04.11	PR: 1KY				
	2.0 TDI	130	04.11	PR: 1KY				
	2.0 TDI quattro	140	04.15	PR: 1KY				
	2.0 TDI ultra	140	11.13	PR: 1KY				
	2.0 TFSI	132	04.11	PR: 1KY				
	2.0 TFSI	155	04.11	PR: 1KY				
	2.0 TFSI	162	05.13	PR: 1KY				



AUDI A6 (4G2/C7) Limousine (11-)

	2.0 TFSI	185	09.14	PR: 1KY	24.0122-0273.1	422273		356 22,0 20,0 VL +S +B
	2.0 TFSI hybrid	155	11.11	PR: 1KY				
	2.0 TFSI quattro	155	05.12	PR: 1KY				
	2.0 TFSI quattro	162	05.13	PR: 1KY				
	2.0 TFSI quattro	185	05.14	PR: 1KY				
	2.8 FSI	150	04.11	PR: 1KY				
	2.8 FSI quattro	150	04.11	PR: 1KY				
	3.0 TDI	150	04.11	PR: 1KY				
	3.0 TDI	155	09.14	PR: 1KY				
	3.0 TDI	160	09.14	PR: 1KY				
	3.0 TDI quattro	150	04.11	PR: 1KY				
	3.0 TDI quattro	155	09.14	PR: 1KY				
	3.0 TDI quattro	160	09.14	PR: 1KY				
	3.0 TDI quattro	176	05.13	PR: 1KY				
	3.0 TDI quattro	180	04.11	PR: 1KY				
	3.0 TDI quattro	200	09.14	PR: 1KY				
	3.0 TDI quattro	230	12.11	PR: 1KY				
	3.0 TDI quattro	235	09.14	PR: 1KY				
	3.0 TDI quattro	240	09.14	PR: 1KY				
	3.0 TFSI quattro	245	04.11	PR: 1KY				
	3.0 TFSI quattro	245	09.14	PR: 1KY				
	S6	309	04.12	PR: 1KY				
	S6	331	10.14	PR: 1KY				

AUDI A6 (4G5/C7) Avant (11-)

	1.8 TFSI	140	09.14	PR: 1LA,1LJ	13.0460-2765.2	602765	Federmaß 46 mm ¹⁾	24743 19,2 +/WK/S LUC
	2.0 TDI	100	01.12	PR: 1LA,1LJ	13.0470-2765.2	LD2765	Federmaß 46 mm ¹⁾	24743 19,2 +/WK/S LUC
	2.0 TDI	110	09.14	PR: 1LA,1LJ	24.8190-0311.2	620311		Warnkontakt L=300mm
	2.0 TDI	120	09.11	PR: 1LA,1LJ				
	2.0 TDI	130	09.11	PR: 1LA,1LJ				
	2.0 TDI quattro	140	04.15	PR: 1LA,1LJ				
	2.0 TDI ultra	140	11.13	PR: 1LA,1LJ				
	2.0 TFSI	132	06.11	PR: 1LA,1LJ				
	2.0 TFSI	185	09.14	PR: 1LA,1LJ				
	2.0 TFSI quattro	185	05.15	PR: 1LA,1LJ				
	2.8 FSI	150	09.11	PR: 1LA,1LJ				
	2.8 FSI quattro	150	09.11	PR: 1LA,1LJ				
	3.0 TDI	150	09.11	PR: 1LA,1LJ				
	3.0 TDI	155	09.14	PR: 1LA,1LJ				
	3.0 TDI	160	09.14	PR: 1LA,1LJ				
	3.0 TDI quattro	150	09.11	PR: 1LA,1LJ				
	3.0 TDI quattro	155	09.14	PR: 1LA,1LJ				
	3.0 TDI quattro	160	09.14	PR: 1LA,1LJ				
	3.0 TDI quattro	180	09.11	PR: 1LA,1LJ				
	3.0 TDI quattro	200	09.14	PR: 1LA,1LJ				
	3.0 TFSI quattro	245	09.11	PR: 1LA,1LJ				
	3.0 TDI quattro	230	12.11	PR: 1LA,1LJ	13.0460-2765.2	602765	Federmaß 46 mm ¹⁾	24743 19,2 +/WK/S LUC
	3.0 TDI quattro	235	09.14	PR: 1LA,1LJ	24.8190-0311.2	620311		Warnkontakt L=300mm
	3.0 TDI quattro	240	09.14	PR: 1LA,1LJ				
	3.0 TFSI quattro	245	09.14	PR: 1LA,1LJ				
	S6	309	04.12	PR: 1LA,1LJ				
	S6	331	09.14	PR: 1LA,1LJ				
	1.8 TFSI	140	09.14	PR: 1LL,1ZK	13.0460-7280.2	607280		25158 20,3 +/WK ATE
	2.0 TDI	100	01.12	PR: 1LL,1ZK	13.0470-7280.2	LD7280		25158 20,3 +/WK ATE
	2.0 TDI	110	09.14	PR: 1LL,1ZK	24.8190-0301.2	620301		Warnkontakt L=311,6mm
	2.0 TDI	120	09.11	PR: 1LL,1ZK				
	2.0 TDI	130	09.11	PR: 1LL,1ZK				
	2.0 TDI quattro	140	04.15	PR: 1LL,1ZK				
	2.0 TDI ultra	140	11.13	PR: 1LL,1ZK				
	2.0 TFSI	132	06.11	PR: 1LL,1ZK				
	2.0 TFSI	185	09.14	PR: 1LL,1ZK				
	2.0 TFSI quattro	185	05.15	PR: 1LL,1ZK				
	2.8 FSI	150	09.11	PR: 1LL,1ZK				
	2.8 FSI quattro	150	09.11	PR: 1LL,1ZK				
	3.0 TDI	150	09.11	PR: 1LL,1ZK				
	3.0 TDI	155	09.14	PR: 1LL,1ZK				
	3.0 TDI	160	09.14	PR: 1LL,1ZK				
	3.0 TDI quattro	150	09.11	PR: 1LL,1ZK				
	3.0 TDI quattro	155	09.14	PR: 1LL,1ZK				
	3.0 TDI quattro	160	09.14	PR: 1LL,1ZK				
	3.0 TDI quattro	180	09.11	PR: 1LL,1ZK				
	3.0 TDI quattro	200	09.14	PR: 1LL,1ZK				
	3.0 TFSI quattro	245	09.11	PR: 1LL,1ZK				
	3.0 TDI quattro	230	12.11	PR: 1LL,1ZK	13.0460-7280.2	607280		25158 20,3 +/WK ATE
	3.0 TDI quattro	235	09.14	PR: 1LL,1ZK	24.8190-0301.2	620301		Warnkontakt L=311,6mm
	3.0 TDI quattro	240	09.14	PR: 1LL,1ZK				
	3.0 TFSI quattro	245	09.14	PR: 1LL,1ZK				
	S6	309	04.12	PR: 1LL,1ZK				
	S6	331	09.14	PR: 1LL,1ZK				
	1.8 TFSI	140	09.14	PR: 1LF	13.0460-7280.2	607280		25158 20,3 +/WK ATE
	2.0 TDI	100	01.12	PR: 1LF	13.0470-7280.2	LD7280		25158 20,3 +/WK ATE
	2.0 TDI	110	09.14	PR: 1LF	24.8190-0301.2	620301		Warnkontakt L=311,6mm
	2.0 TDI	120	09.11	PR: 1LF				
	2.0 TDI	130	09.11	PR: 1LF				
	2.0 TDI quattro	140	04.15	PR: 1LF				
	2.0 TDI ultra	140	11.13	PR: 1LF				
	2.0 TFSI	132	06.11	PR: 1LF				

¹⁾ spring dimension 46 mm / dimensioni molla 46 mm / dimension de ressort 46 mm / medida de muelle 46 mm

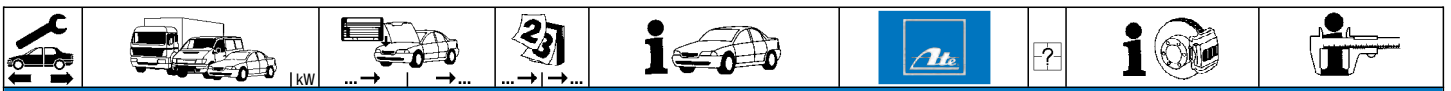




AUDI A6 (4G5/C7) Avant (11-)

	2.0 TFSI	185	09.14	PR: 1LF	13.0460-7280.2	607280	1	25158 20,3 +/WK 25158 20,3 +/WK Warnkontakt L=311,6mm	ATE ATE
	2.0 TFSI quattro	185	05.15	PR: 1LF	13.0470-7280.2	LD7280			
	2.8 FSI	150	09.11	PR: 1LF	24.8190-0301.2	620301			
	2.8 FSI quattro	150	09.11	PR: 1LF					
	3.0 TDI	150	09.11	PR: 1LF					
	3.0 TDI	155	09.14	PR: 1LF					
	3.0 TDI	160	09.14	PR: 1LF					
	3.0 TDI quattro	150	09.11	PR: 1LF					
	3.0 TDI quattro	155	09.14	PR: 1LF					
	3.0 TDI quattro	160	09.14	PR: 1LF					
3.0 TDI quattro	180	09.11	PR: 1LF						
3.0 TDI quattro	200	09.14	PR: 1LF						
3.0 TFSI quattro		09.11	PR: 1LF						
3.0 TDI quattro	230	12.11	PR: 1LF	13.0460-7280.2	607280	1	25158 20,3 +/WK Warnkontakt L=311,6mm	ATE	
3.0 TDI quattro	235	09.14	PR: 1LF	24.8190-0301.2	620301				
3.0 TDI quattro	240	09.14	PR: 1LF						
3.0 TFSI quattro	245	09.14	PR: 1LF						
S6	309	04.12	PR: 1LF						
S6	331	09.14	PR: 1LF						
1.8 TFSI	140	09.14	PR: 1LU	24.8190-0019.2	620019	2	Warnkontakt L=254mm		
2.0 TDI	100	01.12	PR: 1LU						
2.0 TDI	110	09.14	PR: 1LU						
2.0 TDI	120	09.11	PR: 1LU						
2.0 TDI	130	09.11	PR: 1LU						
2.0 TDI quattro	140	04.15	PR: 1LU						
2.0 TDI ultra	140	11.13	PR: 1LU						
2.0 TFSI	132	06.11	PR: 1LU						
2.0 TFSI	185	09.14	PR: 1LU						
2.0 TFSI quattro	185	05.15	PR: 1LU						
2.8 FSI	150	09.11	PR: 1LU						
2.8 FSI quattro	150	09.11	PR: 1LU						
3.0 TDI	150	09.11	PR: 1LU						
3.0 TDI	155	09.14	PR: 1LU						
3.0 TDI	160	09.14	PR: 1LU						
3.0 TDI quattro	150	09.11	PR: 1LU						
3.0 TDI quattro	155	09.14	PR: 1LU						
3.0 TDI quattro	160	09.14	PR: 1LU						
3.0 TDI quattro	180	09.11	PR: 1LU						
3.0 TDI quattro	200	09.14	PR: 1LU						
3.0 TDI quattro	230	12.11	PR: 1LU						
3.0 TDI quattro	235	09.14	PR: 1LU						
3.0 TDI quattro	240	09.14	PR: 1LU						
3.0 TFSI quattro		09.11	PR: 1LU						
3.0 TFSI quattro	245	09.14	PR: 1LU						
RS 6	412	03.13	PR: 1LU						
S6	309	04.12	PR: 1LU						
S6	331	09.14	PR: 1LU						
1.8 TFSI	140	09.14	PR: 1LW	24.8190-0020.2	620020	2	Warnkontakt L=443,3mm		
2.0 TDI	100	01.12	PR: 1LW						
2.0 TDI	110	09.14	PR: 1LW						
2.0 TDI	120	09.11	PR: 1LW						
2.0 TDI	130	09.11	PR: 1LW						
2.0 TDI quattro	140	04.15	PR: 1LW						
2.0 TDI ultra	140	11.13	PR: 1LW						
2.0 TFSI	132	06.11	PR: 1LW						
2.0 TFSI	185	09.14	PR: 1LW						
2.0 TFSI quattro	185	05.15	PR: 1LW						
2.8 FSI	150	09.11	PR: 1LW						
2.8 FSI quattro	150	09.11	PR: 1LW						
3.0 TDI	150	09.11	PR: 1LW						
3.0 TDI	155	09.14	PR: 1LW						
3.0 TDI	160	09.14	PR: 1LW						
3.0 TDI quattro	150	09.11	PR: 1LW						
3.0 TDI quattro	155	09.14	PR: 1LW						
3.0 TDI quattro	160	09.14	PR: 1LW						
3.0 TDI quattro	180	09.11	PR: 1LW						
3.0 TDI quattro	200	09.14	PR: 1LW						
3.0 TDI quattro	230	12.11	PR: 1LW						
3.0 TDI quattro	235	09.14	PR: 1LW						
3.0 TDI quattro	240	09.14	PR: 1LW						
3.0 TFSI quattro		09.11	PR: 1LW						
3.0 TFSI quattro	245	09.14	PR: 1LW						
RS 6	412	03.13	PR: 1LW						
S6	309	04.12	PR: 1LW						
S6	331	09.14	PR: 1LW						
	1.8 TFSI	140	09.14	PR: 1LA	24.0130-0221.1	430221		320 30,0 28,0 V L +S +B	
	2.0 TDI	100	01.12	PR: 1LA					
	2.0 TDI	110	09.14	PR: 1LA					
	2.0 TDI	120	09.11	PR: 1LA					
	2.0 TDI	130	09.11	PR: 1LA					
	2.0 TDI quattro	140	04.15	PR: 1LA					
	2.0 TDI ultra	140	11.13	PR: 1LA					
	2.0 TFSI	132	06.11	PR: 1LA					
	2.0 TFSI	185	09.14	PR: 1LA					
	2.0 TFSI quattro	185	05.15	PR: 1LA					
2.8 FSI	150	09.11	PR: 1LA						
2.8 FSI quattro	150	09.11	PR: 1LA						





AUDI A6 (4G5/C7) Avant (11-)

	3.0 TDI	150	09.11	PR: 1LA	24.0130-0221.1	430221		320 30,0 28,0 VL +S +B					
	3.0 TDI	155	09.14	PR: 1LA									
	3.0 TDI	160	09.14	PR: 1LA									
	3.0 TDI quattro	150	09.11	PR: 1LA									
	3.0 TDI quattro	155	09.14	PR: 1LA									
	3.0 TDI quattro	160	09.14	PR: 1LA									
	3.0 TDI quattro	180	09.11	PR: 1LA									
	3.0 TDI quattro	200	09.14	PR: 1LA									
	3.0 TDI quattro	230	12.11	PR: 1LA									
	3.0 TDI quattro	235	09.14	PR: 1LA									
	3.0 TDI quattro	240	09.14	PR: 1LA									
	3.0 TFSI quattro		09.11	PR: 1LA									
	3.0 TFSI quattro	245	09.14	PR: 1LA									
	S6	309	04.12	PR: 1LA									
	S6	331	09.14	PR: 1LA									
		1.8 TFSI	140	09.14					PR: 1LJ	24.0130-0222.1	430222		345 30,0 28,0 VL +S +B
		2.0 TDI	100	01.12					PR: 1LJ				
		2.0 TDI	110	09.14					PR: 1LJ				
		2.0 TDI	120	09.11					PR: 1LJ				
		2.0 TDI	130	09.11					PR: 1LJ				
		2.0 TDI quattro	140	04.15					PR: 1LJ				
2.0 TDI ultra		140	11.13	PR: 1LJ									
2.0 TFSI		132	06.11	PR: 1LJ									
2.0 TFSI		185	09.14	PR: 1LJ									
2.0 TFSI quattro		185	05.15	PR: 1LJ									
2.8 FSI		150	09.11	PR: 1LJ									
2.8 FSI quattro		150	09.11	PR: 1LJ									
3.0 TDI		150	09.11	PR: 1LJ									
3.0 TDI		155	09.14	PR: 1LJ									
3.0 TDI		160	09.14	PR: 1LJ									
3.0 TDI quattro		150	09.11	PR: 1LJ									
3.0 TDI quattro		155	09.14	PR: 1LJ									
3.0 TDI quattro		160	09.14	PR: 1LJ									
3.0 TDI quattro		180	09.11	PR: 1LJ									
3.0 TDI quattro		200	09.14	PR: 1LJ									
3.0 TDI quattro		230	12.11	PR: 1LJ									
3.0 TDI quattro		235	09.14	PR: 1LJ									
3.0 TDI quattro		240	09.14	PR: 1LJ									
3.0 TFSI quattro			09.11	PR: 1LJ									
3.0 TFSI quattro		245	09.14	PR: 1LJ									
S6		309	04.12	PR: 1LJ									
S6		331	09.14	PR: 1LJ									
		1.8 TFSI	140	09.14	PR: 1LL,1LF,1ZK	24.0134-0103.1	434103		356 34,0 31,5 VL +S +B				
	2.0 TDI	100	01.12	PR: 1LL,1LF,1ZK									
	2.0 TDI	110	09.14	PR: 1LL,1LF,1ZK									
	2.0 TDI	120	09.11	PR: 1LL,1LF,1ZK									
	2.0 TDI	130	09.11	PR: 1LL,1LF,1ZK									
	2.0 TDI quattro	140	04.15	PR: 1LL,1LF,1ZK									
	2.0 TDI ultra	140	11.13	PR: 1LL,1LF,1ZK									
	2.0 TFSI	132	06.11	PR: 1LL,1LF,1ZK									
	2.0 TFSI	185	09.14	PR: 1LL,1LF,1ZK									
	2.0 TFSI quattro	185	05.15	PR: 1LL,1LF,1ZK									
	2.8 FSI	150	09.11	PR: 1LL,1LF,1ZK									
	2.8 FSI quattro	150	09.11	PR: 1LL,1LF,1ZK									
	3.0 TDI	150	09.11	PR: 1LL,1LF,1ZK									
	3.0 TDI	155	09.14	PR: 1LL,1LF,1ZK									
	3.0 TDI	160	09.14	PR: 1LL,1LF,1ZK									
	3.0 TDI quattro	150	09.11	PR: 1LL,1LF,1ZK									
	3.0 TDI quattro	155	09.14	PR: 1LL,1LF,1ZK									
	3.0 TDI quattro	160	09.14	PR: 1LL,1LF,1ZK									
	3.0 TDI quattro	180	09.11	PR: 1LL,1LF,1ZK									
	3.0 TDI quattro	200	09.14	PR: 1LL,1LF,1ZK									
	3.0 TDI quattro	230	12.11	PR: 1LL,1LF,1ZK									
	3.0 TDI quattro	235	09.14	PR: 1LL,1LF,1ZK									
	3.0 TDI quattro	240	09.14	PR: 1LL,1LF,1ZK									
	3.0 TFSI quattro		09.11	PR: 1LL,1LF,1ZK									
	3.0 TFSI quattro	245	09.14	PR: 1LL,1LF,1ZK									
	S6	309	04.12	PR: 1LL,1LF,1ZK									
	S6	331	09.14	PR: 1LL,1LF,1ZK									
		1.8 TFSI	140	09.14	PR: 1KW					13.0460-2769.2	602769		25214 17,4 +/WK/Zub/S LUC
2.0 TDI		100	01.12	PR: 1KW									
2.0 TDI		110	09.14	PR: 1KW									
2.0 TDI		120	09.11	PR: 1KW									
2.0 TDI		130	09.11	PR: 1KW									
2.0 TDI quattro		140	04.15	PR: 1KW									
2.0 TDI ultra		140	11.13	PR: 1KW									
2.0 TFSI		132	06.11	PR: 1KW									
2.0 TFSI		185	09.14	PR: 1KW									
2.0 TFSI quattro		185	05.15	PR: 1KW									
2.8 FSI		150	09.11	PR: 1KW									
2.8 FSI quattro		150	09.11	PR: 1KW									
3.0 TDI		150	09.11	PR: 1KW									
3.0 TDI		155	09.14	PR: 1KW									
3.0 TDI		160	09.14	PR: 1KW									
3.0 TDI quattro		150	09.11	PR: 1KW									
3.0 TDI quattro		155	09.14	PR: 1KW									
3.0 TDI quattro		160	09.14	PR: 1KW									
↓		↓											
						13.0470-2769.2	LD2769		25214 17,4 +/WK/Zub/S LUC				

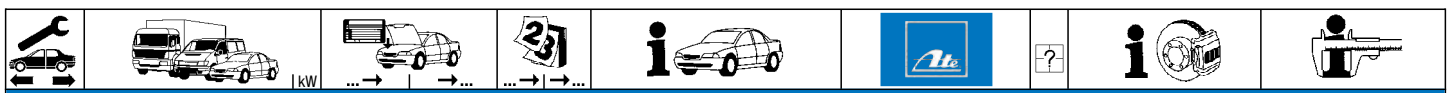




AUDI A6 (4G5/C7) Avant (11-)

	3.0 TDI quattro	180	09.11	PR: 1KW	13.0460-2769.2	602769		25214 17,4 +/WK/Zub/S LUC 25214 17,4 +/WK/Zub/S LUC
	3.0 TDI quattro	200	01.12	PR: 1KW	13.0470-2769.2	LD2769		
	3.0 TDI quattro	230	12.11	PR: 1KW				
	3.0 TDI quattro	235	09.14	PR: 1KW				
	3.0 TDI quattro	240	09.14	PR: 1KW				
	3.0 TFSI quattro		09.11	PR: 1KW				
	3.0 TFSI quattro	245	09.14	PR: 1KW				
	S6	309	04.12	PR: 1KW				
	S6	331	09.14	PR: 1KW				
	1.8 TFSI	140	09.14	PR: 1KY,2EA,2EE,2EJ	13.0460-2770.2	602770		
	2.0 TDI	100	01.12	PR: 1KY,2EA,2EE,2EJ	13.0470-2770.2	LD2770		
	2.0 TDI	110	09.14	PR: 1KY,2EA,2EE,2EJ				
	2.0 TDI	120	09.11	PR: 1KY,2EA,2EE,2EJ				
	2.0 TDI	130	09.11	PR: 1KY,2EA,2EE,2EJ				
	2.0 TDI quattro	140	04.15	PR: 1KY,2EA,2EE,2EJ				
	2.0 TDI ultra	140	11.13	PR: 1KY,2EA,2EE,2EJ				
	2.0 TFSI	132	06.11	PR: 1KY,2EA,2EE,2EJ				
	2.0 TFSI	185	09.14	PR: 1KY,2EA,2EE,2EJ				
	2.0 TFSI quattro	185	05.15	PR: 1KY,2EA,2EE,2EJ				
	2.8 FSI	150	09.11	PR: 1KY,2EA,2EE,2EJ				
2.8 FSI quattro	150	09.11	PR: 1KY,2EA,2EE,2EJ					
3.0 TDI	150	09.11	PR: 1KY,2EA,2EE,2EJ					
3.0 TDI	155	09.14	PR: 1KY,2EA,2EE,2EJ					
3.0 TDI	160	09.14	PR: 1KY,2EA,2EE,2EJ					
3.0 TDI quattro	150	09.11	PR: 1KY,2EA,2EE,2EJ					
3.0 TDI quattro	155	09.14	PR: 1KY,2EA,2EE,2EJ					
3.0 TDI quattro	160	09.14	PR: 1KY,2EA,2EE,2EJ					
3.0 TDI quattro	180	09.11	PR: 1KY,2EA,2EE,2EJ					
3.0 TDI quattro	200	09.14	PR: 1KY,2EA,2EE,2EJ					
3.0 TDI quattro	230	12.11	PR: 1KY,2EA,2EE,2EJ					
3.0 TDI quattro	235	09.14	PR: 1KY,2EA,2EE,2EJ					
3.0 TDI quattro	240	09.14	PR: 1KY,2EA,2EE,2EJ					
3.0 TFSI quattro		09.11	PR: 1KY,2EA,2EE,2EJ					
3.0 TFSI quattro	245	09.14	PR: 1KY,2EA,2EE,2EJ					
RS 6	412	03.13	PR: 1KJ,1KQ					
S6	309	04.12	PR: 1KY,2EA,2EE,2EJ					
S6	331	09.14	PR: 1KY,2EA,2EE,2EJ					
	1.8 TFSI	140	09.14	PR: 1KW	24.0112-0178.1	412178	300 12,0 10,0 +S +B 300 12,0 10,0 +S +B PD	
	2.0 TDI	100	01.12	PR: 1KW	24.0312-0178.1	512178		
	2.0 TDI	110	09.14	PR: 1KW				
	2.0 TDI	120	09.11	PR: 1KW				
	2.0 TDI	130	09.11	PR: 1KW				
	2.0 TDI quattro	140	04.15	PR: 1KW				
	2.0 TDI ultra	140	11.13	PR: 1KW				
	2.0 TFSI	132	06.11	PR: 1KW				
	2.0 TFSI	185	09.14	PR: 1KW				
	2.0 TFSI quattro	185	05.15	PR: 1KW				
	2.8 FSI	150	09.11	PR: 1KW				
	2.8 FSI quattro	150	09.11	PR: 1KW				
	3.0 TDI	150	09.11	PR: 1KW				
	3.0 TDI	155	09.14	PR: 1KW				
	3.0 TDI	160	09.14	PR: 1KW				
	3.0 TDI quattro	150	09.11	PR: 1KW				
	3.0 TDI quattro	155	09.14	PR: 1KW				
	3.0 TDI quattro	160	09.14	PR: 1KW				
	3.0 TDI quattro	180	09.11	PR: 1KW				
	3.0 TDI quattro	200	09.14	PR: 1KW				
3.0 TDI quattro	230	12.11	PR: 1KW					
3.0 TDI quattro	235	09.14	PR: 1KW					
3.0 TDI quattro	240	09.14	PR: 1KW					
3.0 TFSI quattro		09.11	PR: 1KW					
3.0 TFSI quattro	245	09.14	PR: 1KW					
S6	309	04.12	PR: 1KW					
S6	331	09.14	PR: 1KW					
	1.8 TFSI	140	09.14	PR: 2EA,2EE,2EJ	24.0122-0272.1	422272	330 21,9 20,0 V L +S +B	
	2.0 TDI	100	01.12	PR: 2EA,2EE,2EJ				
	2.0 TDI	110	09.14	PR: 2EA,2EE,2EJ				
	2.0 TDI	120	09.11	PR: 2EA,2EE,2EJ				
	2.0 TDI	130	09.11	PR: 2EA,2EE,2EJ				
	2.0 TDI quattro	140	04.15	PR: 2EA,2EE,2EJ				
	2.0 TDI ultra	140	11.13	PR: 2EA,2EE,2EJ				
	2.0 TFSI	132	06.11	PR: 2EA,2EE,2EJ				
	2.0 TFSI	185	09.14	PR: 2EA,2EE,2EJ				
	2.0 TFSI quattro	185	05.15	PR: 2EA,2EE,2EJ				
	2.8 FSI	150	09.11	PR: 2EA,2EE,2EJ				
	2.8 FSI quattro	150	09.11	PR: 2EA,2EE,2EJ				
	3.0 TDI	150	09.11	PR: 2EA,2EE,2EJ				
	3.0 TDI	155	09.14	PR: 2EA,2EE,2EJ				
	3.0 TDI	160	09.14	PR: 2EA,2EE,2EJ				
	3.0 TDI quattro	150	09.11	PR: 2EA,2EE,2EJ				
	3.0 TDI quattro	155	09.14	PR: 2EA,2EE,2EJ				
	3.0 TDI quattro	160	09.14	PR: 2EA,2EE,2EJ				
	3.0 TDI quattro	180	09.11	PR: 2EA,2EE,2EJ				
	3.0 TDI quattro	200	09.14	PR: 2EA,2EE,2EJ				
3.0 TDI quattro	230	12.11	PR: 2EA,2EE,2EJ					
3.0 TDI quattro	235	09.14	PR: 2EA,2EE,2EJ					
3.0 TDI quattro	240	09.14	PR: 2EA,2EE,2EJ					





AUDI A6 (4G5/C7) Avant (11-)

	3.0 TFSI quattro	245	09.11	PR: 2EA,2EE,2EJ	24.0122-0272.1	422272		330 21,9 20,0 V L +S +B
	3.0 TFSI quattro S6	309	09.14	PR: 2EA,2EE,2EJ				
	S6	331	04.12	PR: 2EA,2EE,2EJ				
	S6	331	09.14	PR: 2EA,2EE,2EJ				
	1.8 TFSI	140	09.14	PR: 1KY	24.0122-0273.1	422273		356 22,0 20,0 V L +S +B
	2.0 TDI	100	01.12	PR: 1KY				
	2.0 TDI	110	09.14	PR: 1KY				
	2.0 TDI	120	09.11	PR: 1KY				
	2.0 TDI	130	09.11	PR: 1KY				
	2.0 TDI quattro	140	04.15	PR: 1KY				
	2.0 TDI ultra	140	11.13	PR: 1KY				
	2.0 TFSI	132	06.11	PR: 1KY				
	2.0 TFSI	185	09.14	PR: 1KY				
	2.0 TFSI quattro	185	05.15	PR: 1KY				
	2.8 FSI	150	09.11	PR: 1KY				
	2.8 FSI quattro	150	09.11	PR: 1KY				
	3.0 TDI	150	09.11	PR: 1KY				
	3.0 TDI	155	09.14	PR: 1KY				
	3.0 TDI	160	09.14	PR: 1KY				
	3.0 TDI quattro	150	09.11	PR: 1KY				
	3.0 TDI quattro	155	09.14	PR: 1KY				
	3.0 TDI quattro	160	09.14	PR: 1KY				
	3.0 TDI quattro	180	09.11	PR: 1KY				
	3.0 TDI quattro	200	09.14	PR: 1KY				
	3.0 TDI quattro	230	12.11	PR: 1KY				
	3.0 TDI quattro	235	09.14	PR: 1KY				
	3.0 TDI quattro	240	09.14	PR: 1KY				
	3.0 TFSI quattro	245	09.11	PR: 1KY				
	3.0 TFSI quattro	245	09.14	PR: 1KY				
	S6	309	04.12	PR: 1KY				
	S6	331	09.14	PR: 1KY				

AUDI A6 Allroad (12-)

	3.0 TDI quattro	150	01.12	PR: 1LJ	13.0460-2765.2	602765	Federmaß 46 mm ¹⁾	24743 19,2 +/WK/S LUC
	3.0 TDI quattro	155	09.14	PR: 1LJ	13.0470-2765.2	LD2765	Federmaß 46 mm ¹⁾	24743 19,2 +/WK/S LUC
	3.0 TDI quattro	160	09.14	PR: 1LJ	24.8190-0311.2	620311		Warnkontakt L=300mm
	3.0 TDI quattro	180	01.12	PR: 1LJ				
	3.0 TDI quattro	200	09.14	PR: 1LJ				
	3.0 TDI quattro	230	01.12	PR: 1LJ	13.0460-2765.2	602765	Federmaß 46 mm ¹⁾	24743 19,2 +/WK/S LUC
	3.0 TFSI quattro	228	01.12	PR: 1LJ	24.8190-0311.2	620311		Warnkontakt L=300mm
	3.0 TFSI quattro	245	09.14	PR: 1LJ				
	3.0 TDI quattro	150	01.12	PR: 1LL,1ZK	13.0460-7280.2	607280		25158 20,3 +/WK ATE
	3.0 TDI quattro	155	09.14	PR: 1LL,1ZK	13.0470-7280.2	LD7280		25158 20,3 +/WK ATE
	3.0 TDI quattro	160	09.14	PR: 1LL,1ZK	24.8190-0301.2	620301		Warnkontakt L=311,6mm
	3.0 TDI quattro	180	01.12	PR: 1LL,1ZK				
	3.0 TDI quattro	200	09.14	PR: 1LL,1ZK				
	3.0 TDI quattro	230	01.12	PR: 1LL,1ZK	13.0460-7280.2	607280		25158 20,3 +/WK ATE
	3.0 TFSI quattro	228	01.12	PR: 1LL,1ZK	24.8190-0301.2	620301		Warnkontakt L=311,6mm
	3.0 TFSI quattro	245	09.14	PR: 1LL,1ZK				
	3.0 TDI quattro	150	01.12	PR: 1ZK	24.0134-0103.1	434103		356 34,0 31,5 V L +S +B
	3.0 TDI quattro	155	09.14	PR: 1ZK				
	3.0 TDI quattro	160	09.14	PR: 1ZK				
	3.0 TDI quattro	180	01.12	PR: 1ZK				
	3.0 TDI quattro	230	01.12	PR: 1ZK				
	3.0 TFSI quattro	228	01.12	PR: 1ZK				
	3.0 TFSI quattro	245	09.14	PR: 1ZK				
	3.0 TFSI quattro	245	09.14	PR: 1ZK				
	3.0 TDI quattro	150	01.12	PR: 2EA,2EJ	13.0460-2770.2	602770	elektrische Feststellbremse ²⁾	25214 17,4 +/WK/Zub/S LUC
	3.0 TDI quattro	155	09.14	PR: 2EA,2EJ	13.0470-2770.2	LD2770	elektrische Feststellbremse ²⁾	25214 17,4 +/WK/Zub/S LUC
	3.0 TDI quattro	160	09.14	PR: 2EA,2EJ	24.8190-0313.2	620313		Warnkontakt L=217mm
	3.0 TDI quattro	180	01.12	PR: 2EA,2EJ				
	3.0 TDI quattro	200	09.14	PR: 2EA,2EJ				
	3.0 TDI quattro	230	01.12	PR: 2EA,2EJ				
	3.0 TFSI quattro	228	01.12	PR: 2EA,2EJ				
	3.0 TFSI quattro	245	09.14	PR: 2EA,2EJ				
	3.0 TDI quattro	150	01.12	PR: 2EA,2EJ	24.0122-0272.1	422272	elektrische Feststellbremse ²⁾	330 21,9 20,0 V L +S +B
	3.0 TDI quattro	155	09.14	PR: 2EA,2EJ				
	3.0 TDI quattro	160	09.14	PR: 2EA,2EJ				
	3.0 TDI quattro	180	01.12	PR: 2EA,2EJ				
	3.0 TDI quattro	200	09.14	PR: 2EA,2EJ				
	3.0 TDI quattro	230	01.12	PR: 2EA,2EJ				
	3.0 TFSI quattro	228	01.12	PR: 2EA,2EJ				
	3.0 TFSI quattro	245	09.14	PR: 2EA,2EJ				

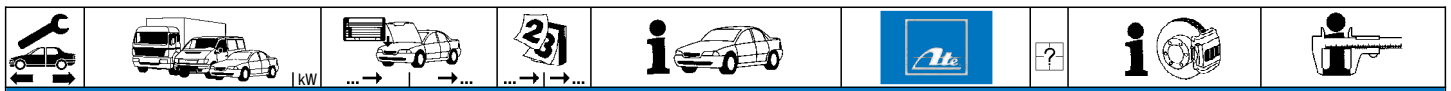
AUDI A7 Sportback (10-)

	1.8 TFSI	140	04.15	PR: 1LA,1LJ	13.0460-2765.2	602765	Federmaß 46 mm ¹⁾	24743 19,2 +/WK/S LUC
	2.0 TFSI	185	09.14	PR: 1LA,1LJ	13.0470-2765.2	LD2765	Federmaß 46 mm ¹⁾	24743 19,2 +/WK/S LUC
	2.0 TFSI quattro	185	05.15	PR: 1LA,1LJ	24.8190-0311.2	620311		Warnkontakt L=300mm
	2.8 FSI	150	05.11	PR: 1LA,1LJ				
	2.8 FSI quattro	150	07.10	PR: 1LA,1LJ				
	3.0 TDI	150	11.10	PR: 1LA,1LJ				
	3.0 TDI quattro	150	07.10	PR: 1LA,1LJ				
	3.0 TDI quattro	160	05.14	PR: 1LA,1LJ				
	3.0 TDI quattro	176	05.13	PR: 1LA,1LJ				
	3.0 TDI quattro	180	07.10	PR: 1LA,1LJ				
	3.0 TDI quattro	200	05.14	PR: 1LA,1LJ				

¹⁾ spring dimension 46 mm / dimensioni molla 46 mm / dimension de ressort 46 mm / medida de muelle 46 mm

²⁾ electric parking brake / fr.dti stazionamento elettrico / frein à main électrique / freno de mano eléctrico













AUDI A7 Sportback (10-)

	3.0 TDI ultra 3.0 TFSI quattro	160	05.14 07.10	PR: 1LA,1LJ PR: 1LA,1LJ	13.0460-2765.2 13.0470-2765.2 24.8190-0311.2	602765 LD2765 620311	2	Federmaß 46 mm ¹⁾ Federmaß 46 mm ¹⁾	24743 19,2 +/WK/S 24743 19,2 +/WK/S Warnkontakt L=300mm	LUC LUC
	3.0 TDI quattro 3.0 TDI quattro 3.0 TDI quattro 3.0 TFSI quattro S7 S7	230 235 240 245 309 331	11.11 05.14 08.14 05.14 10.11 05.14	PR: 1LA,1LJ PR: 1LA,1LJ PR: 1LA,1LJ PR: 1LA,1LJ PR: 1LA,1LJ PR: 1LA,1LJ	13.0460-2765.2 24.8190-0311.2	602765 620311	2	Federmaß 46 mm ¹⁾	24743 19,2 +/WK/S Warnkontakt L=300mm	LUC
	1.8 TFSI 2.0 TFSI 2.0 TFSI quattro 2.8 FSI 2.8 FSI quattro 3.0 TDI 3.0 TDI quattro 3.0 TDI quattro 3.0 TDI quattro 3.0 TDI quattro 3.0 TDI quattro 3.0 TDI quattro 3.0 TDI quattro 3.0 TDI quattro 3.0 TDI quattro 3.0 TFSI quattro	140 185 185 150 150 150 150 160 176 180 200 160 176 180 200 160	04.15 09.14 05.15 05.11 07.10 11.10 07.10 05.14 05.13 07.10 05.14 07.10 05.14 05.14 07.10	PR: 1LL,1LF PR: 1LL,1LF PR: 1LL,1LF PR: 1LL,1LF PR: 1LL,1LF PR: 1LL,1LF PR: 1LL,1LF PR: 1LL,1LF PR: 1LL,1LF PR: 1LL,1LF PR: 1LL,1LF PR: 1LL,1LF PR: 1LL,1LF PR: 1LL,1LF PR: 1LL,1LF	13.0460-7280.2 13.0470-7280.2 24.8190-0301.2	607280 LD7280 620301	2		25158 20,3 +/WK 25158 20,3 +/WK Warnkontakt L=311,6mm	ATE ATE
	3.0 TDI quattro 3.0 TDI quattro 3.0 TDI quattro 3.0 TFSI quattro S7 S7	230 235 240 245 309 331	11.11 05.14 08.14 05.14 10.11 05.14	PR: 1LL,1LF PR: 1LL,1LF PR: 1LL,1LF PR: 1LL,1LF PR: 1LL,1LF PR: 1LL,1LF	13.0460-7280.2 24.8190-0301.2	607280 620301	2		25158 20,3 +/WK Warnkontakt L=311,6mm	ATE
	1.8 TFSI 2.0 TFSI 2.0 TFSI quattro 2.8 FSI 2.8 FSI quattro 3.0 TDI 3.0 TDI quattro 3.0 TDI quattro 3.0 TDI quattro 3.0 TDI quattro 3.0 TDI quattro 3.0 TDI quattro 3.0 TDI quattro 3.0 TDI quattro 3.0 TDI quattro 3.0 TFSI quattro 3.0 TFSI quattro S7 S7	140 185 185 150 150 150 150 160 176 180 200 230 235 240 160 245 309 331	04.15 09.14 05.15 05.11 07.10 11.10 07.10 05.14 05.13 07.10 05.14 11.11 05.14 08.14 05.14 07.10 05.14 10.11 05.14	PR: 1LU PR: 1LU PR: 1LU PR: 1LU PR: 1LU PR: 1LU PR: 1LU PR: 1LU PR: 1LU PR: 1LU PR: 1LU PR: 1LU PR: 1LU PR: 1LU PR: 1LU PR: 1LU PR: 1LU PR: 1LU	24.8190-0019.2	620019	2		Warnkontakt L=254mm	
	1.8 TFSI 2.0 TFSI 2.0 TFSI quattro 2.8 FSI 2.8 FSI quattro 3.0 TDI 3.0 TDI quattro 3.0 TDI quattro 3.0 TDI quattro 3.0 TDI quattro 3.0 TDI quattro 3.0 TDI quattro 3.0 TDI quattro 3.0 TDI quattro 3.0 TDI quattro 3.0 TFSI quattro 3.0 TFSI quattro S7 S7	140 185 185 150 150 150 150 160 176 180 200 230 235 240 160 245 309 331	04.15 09.14 05.15 05.11 07.10 11.10 07.10 05.14 05.13 07.10 05.14 11.11 05.14 08.14 05.14 07.10 05.14 10.11 05.14	PR: 1LW PR: 1LW PR: 1LW PR: 1LW PR: 1LW PR: 1LW PR: 1LW PR: 1LW PR: 1LW PR: 1LW PR: 1LW PR: 1LW PR: 1LW PR: 1LW PR: 1LW PR: 1LW PR: 1LW PR: 1LW	24.8190-0020.2	620020	2		Warnkontakt L=443,3mm	
	1.8 TFSI 2.0 TFSI 2.0 TFSI quattro 2.8 FSI 2.8 FSI quattro 3.0 TDI 3.0 TDI quattro 3.0 TDI quattro 3.0 TDI quattro 3.0 TDI quattro 3.0 TDI quattro 3.0 TDI quattro 3.0 TDI quattro 3.0 TDI quattro 3.0 TDI quattro 3.0 TFSI quattro 3.0 TFSI quattro S7 S7	140 185 185 150 150 150 150 160 176 180 200 230 235 240 160 245 309 331	04.15 09.14 05.15 05.14 05.14 05.14 05.14 05.14 05.14 05.14 05.14 05.14 05.14 05.14 05.14 08.14 05.14 10.11 05.14	PR: 1LP PR: 1LP PR: 1LP PR: 1LP PR: 1LP PR: 1LP PR: 1LP PR: 1LP PR: 1LP PR: 1LP PR: 1LP PR: 1LP PR: 1LP PR: 1LP PR: 1LP PR: 1LP PR: 1LP PR: 1LP	24.8190-0068.2	620068	1		Warnkontakt L=332mm	

¹⁾ spring dimension 46 mm / dimensioni molla 46 mm / dimension de ressort 46 mm / medida de muelle 46 mm

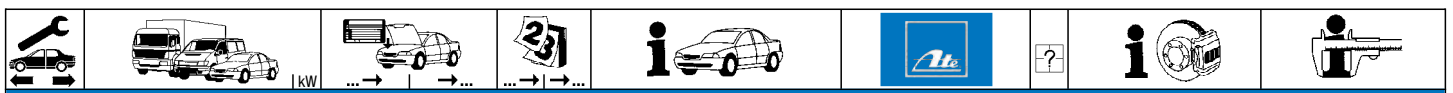
AUDI A7 Sportback (10-)									
	1.8 TFSI	140	04.15	PR: 1LA	24.0130-0221.1	430221			320 30,0 28,0 VL +S +B
	2.0 TFSI	185	09.14	PR: 1LA					
	2.0 TFSI quattro	185	05.15	PR: 1LA					
	2.8 FSI	150	05.11	PR: 1LA					
	2.8 FSI quattro	150	07.10	PR: 1LA					
	3.0 TDI	150	11.10	PR: 1LA					
	3.0 TDI quattro	150	07.10	PR: 1LA					
	3.0 TDI quattro	160	05.14	PR: 1LA					
	3.0 TDI quattro	176	05.13	PR: 1LA					
	3.0 TDI quattro	180	07.10	PR: 1LA					
	3.0 TDI quattro	200	05.14	PR: 1LA					
	3.0 TDI quattro	230	11.11	PR: 1LA					
	3.0 TDI quattro	235	05.14	PR: 1LA					
	3.0 TDI quattro	240	08.14	PR: 1LA					
	3.0 TDI ultra	160	05.14	PR: 1LA					
3.0 TFSI quattro		07.10	PR: 1LA						
3.0 TFSI quattro	245	05.14	PR: 1LA						
S7	309	10.11	PR: 1LA						
S7	331	05.14	PR: 1LA						
	1.8 TFSI	140	04.15	PR: 1LJ,1LP	24.0130-0222.1	430222			345 30,0 28,0 VL +S +B
	2.0 TFSI	185	09.14	PR: 1LJ,1LP					
	2.0 TFSI quattro	185	05.15	PR: 1LJ,1LP					
	2.8 FSI	150	05.11	PR: 1LJ,1LP					
	2.8 FSI quattro	150	07.10	PR: 1LJ,1LP					
	3.0 TDI	150	11.10	PR: 1LJ,1LP					
	3.0 TDI quattro	150	07.10	PR: 1LJ,1LP					
	3.0 TDI quattro	160	05.14	PR: 1LJ,1LP					
	3.0 TDI quattro	176	05.13	PR: 1LJ,1LP					
	3.0 TDI quattro	180	07.10	PR: 1LJ,1LP					
	3.0 TDI quattro	200	05.14	PR: 1LJ,1LP					
	3.0 TDI quattro	230	11.11	PR: 1LJ,1LP					
	3.0 TDI quattro	235	05.14	PR: 1LJ,1LP					
	3.0 TDI quattro	240	08.14	PR: 1LJ,1LP					
	3.0 TDI ultra	160	05.14	PR: 1LJ,1LP					
3.0 TFSI quattro		07.10	PR: 1LJ,1LP						
3.0 TFSI quattro	245	05.14	PR: 1LJ,1LP						
S7	309	10.11	PR: 1LJ,1LP						
S7	331	05.14	PR: 1LJ,1LP						
	1.8 TFSI	140	04.15	PR: 1LL,1LF	24.0134-0103.1	434103			356 34,0 31,5 VL +S +B
	2.0 TFSI	185	09.14	PR: 1LL,1LF					
	2.0 TFSI quattro	185	05.15	PR: 1LL,1LF					
	2.8 FSI	150	05.11	PR: 1LL,1LF					
	2.8 FSI quattro	150	07.10	PR: 1LL,1LF					
	3.0 TDI	150	11.10	PR: 1LL,1LF					
	3.0 TDI quattro	150	07.10	PR: 1LL,1LF					
	3.0 TDI quattro	160	05.14	PR: 1LL,1LF					
	3.0 TDI quattro	176	05.13	PR: 1LL,1LF					
	3.0 TDI quattro	180	07.10	PR: 1LL,1LF					
	3.0 TDI quattro	200	05.14	PR: 1LL,1LF					
	3.0 TDI quattro	230	11.11	PR: 1LL,1LF					
	3.0 TDI quattro	235	05.14	PR: 1LL,1LF					
	3.0 TDI quattro	240	08.14	PR: 1LL,1LF					
	3.0 TDI ultra	160	05.14	PR: 1LL,1LF					
3.0 TFSI quattro		07.10	PR: 1LL,1LF						
3.0 TFSI quattro	245	05.14	PR: 1LL,1LF						
S7	309	10.11	PR: 1LL,1LF						
S7	331	05.14	PR: 1LL,1LF						
	1.8 TFSI	140	04.15	PR: 1KW	13.0460-2769.2	602769	1	elektrische Feststellbremse ¹⁾	25214 17,4 +/WK/Zub/S LUC
	2.0 TFSI	185	09.14	PR: 1KW					
	2.0 TFSI quattro	185	05.15	PR: 1KW					
	2.8 FSI	150	05.11	PR: 1KW					
	2.8 FSI quattro	150	07.10	PR: 1KW					
	3.0 TDI	150	11.10	PR: 1KW					
	3.0 TDI quattro	150	07.10	PR: 1KW					
	3.0 TDI quattro	160	05.14	PR: 1KW					
	3.0 TDI quattro	176	05.13	PR: 1KW					
	3.0 TDI quattro	180	07.10	PR: 1KW					
	3.0 TDI quattro	200	05.14	PR: 1KW					
	3.0 TDI quattro	230	11.11	PR: 1KW					
	3.0 TDI quattro	235	05.14	PR: 1KW					
	3.0 TDI quattro	240	08.14	PR: 1KW					
	3.0 TDI ultra	160	05.14	PR: 1KW					
3.0 TFSI quattro		07.10	PR: 1KW						
3.0 TFSI quattro	245	05.14	PR: 1KW						
S7	309	10.11	PR: 1KW						
S7	331	05.14	PR: 1KW						
	1.8 TFSI	140	04.15	PR: 1KY,2EA,2EE,2EJ	13.0460-2770.2	602770	1	elektrische Feststellbremse ¹⁾	25214 17,4 +/WK/Zub/S LUC
	2.0 TFSI	185	09.14	PR: 1KY,2EA,2EE,2EJ					
	2.0 TFSI quattro	185	05.15	PR: 1KY,2EA,2EE,2EJ					
	2.8 FSI	150	05.11	PR: 1KY,2EA,2EE,2EJ					
	2.8 FSI quattro	150	07.10	PR: 1KY,2EA,2EE,2EJ					
	3.0 TDI	150	11.10	PR: 1KY,2EA,2EE,2EJ					
	3.0 TDI quattro	150	07.10	PR: 1KY,2EA,2EE,2EJ					
	3.0 TDI quattro	160	05.14	PR: 1KY,2EA,2EE,2EJ					
	3.0 TDI quattro	176	05.13	PR: 1KY,2EA,2EE,2EJ					
	3.0 TDI quattro	180	07.10	PR: 1KY,2EA,2EE,2EJ					
	3.0 TDI quattro	200	05.14	PR: 1KY,2EA,2EE,2EJ					
	3.0 TDI quattro	230	11.11	PR: 1KY,2EA,2EE,2EJ					
	3.0 TDI quattro	235	05.14	PR: 1KY,2EA,2EE,2EJ					
	3.0 TDI quattro	240	08.14	PR: 1KY,2EA,2EE,2EJ					
	3.0 TDI ultra	160	05.14	PR: 1KY,2EA,2EE,2EJ					
3.0 TFSI quattro		07.10	PR: 1KY,2EA,2EE,2EJ						
3.0 TFSI quattro	245	05.14	PR: 1KY,2EA,2EE,2EJ						
S7	309	10.11	PR: 1KY,2EA,2EE,2EJ						
S7	331	05.14	PR: 1KY,2EA,2EE,2EJ						

¹⁾ electric parking brake / fr/di stazionamento elettrico / frein à main électrique / freno de mano eléctrico

AUDI A7 Sportback (10-)		11.11		PR: 1KY,2EA,2EE,2EJ	13.0460-2770.2	602770	elektrische Feststellbremse ¹⁾	25214 17,4 +WK/Zub/S LUC
	3.0 TDI quattro 230	05.14	PR: 1KY,2EA,2EE,2EJ	13.0470-2770.2	LD2770	elektrische Feststellbremse ¹⁾	25214 17,4 +WK/Zub/S LUC	
	3.0 TDI quattro 235	08.14	PR: 1KY,2EA,2EE,2EJ	24.8190-0313.2	620313		Warnkontakt L=217mm	
	3.0 TDI quattro 240	05.14	PR: 1KY,2EA,2EE,2EJ					
	3.0 TDI ultra 160	07.10	PR: 1KY,2EA,2EE,2EJ					
	3.0 TFSI quattro 245	05.14	PR: 1KY,2EA,2EE,2EJ					
	RS 7 412	10.13	PR: 1KJ					
	S7 309	10.11	PR: 1KY,2EA,2EE,2EJ					
	S7 331	05.14	PR: 1KY,2EA,2EE,2EJ					
	1.8 TFSI 140	04.15	PR: 1KW	24.0112-0178.1	412178	elektrische Feststellbremse ¹⁾	300 12,0 10,0 +S +B	
	3.0 TFSI 185	09.14	PR: 1KW	24.0312-0178.1	512178	elektrische Feststellbremse ¹⁾	300 12,0 10,0 +S +B PD	
	2.0 TFSI quattro 185	05.15	PR: 1KW					
	2.8 FSI 150	05.11	PR: 1KW					
	2.8 FSI quattro 150	07.10	PR: 1KW					
	3.0 TDI 150	11.10	PR: 1KW					
	3.0 TDI quattro 150	07.10	PR: 1KW					
	3.0 TDI quattro 160	05.14	PR: 1KW					
	3.0 TDI quattro 176	05.13	PR: 1KW					
	3.0 TDI quattro 180	07.10	PR: 1KW					
	3.0 TDI quattro 200	05.14	PR: 1KW					
	3.0 TDI quattro 230	11.11	PR: 1KW					
	3.0 TDI quattro 235	05.14	PR: 1KW					
	3.0 TDI quattro 240	08.14	PR: 1KW					
	3.0 TDI ultra 160	05.14	PR: 1KW					
	3.0 TFSI quattro 245	07.10	PR: 1KW					
	3.0 TFSI quattro 309	05.14	PR: 1KW					
	S7 309	10.11	PR: 1KW					
	S7 331	05.14	PR: 1KW					
	1.8 TFSI 140	04.15	PR: 2EA,2EE,2EJ	24.0122-0272.1	422272	elektrische Feststellbremse ¹⁾	330 21,9 20,0 V L +S +B	
	2.0 TFSI 185	09.14	PR: 2EA,2EE,2EJ					
	2.0 TFSI quattro 185	05.15	PR: 2EA,2EE,2EJ					
	2.8 FSI 150	05.11	PR: 2EA,2EE,2EJ					
	2.8 FSI quattro 150	07.10	PR: 2EA,2EE,2EJ					
	3.0 TDI 150	11.10	PR: 2EA,2EE,2EJ					
	3.0 TDI quattro 150	07.10	PR: 2EA,2EE,2EJ					
	3.0 TDI quattro 160	05.14	PR: 2EA,2EE,2EJ					
	3.0 TDI quattro 176	05.13	PR: 2EA,2EE,2EJ					
	3.0 TDI quattro 180	07.10	PR: 2EA,2EE,2EJ					
	3.0 TDI quattro 200	05.14	PR: 2EA,2EE,2EJ					
	3.0 TDI quattro 230	11.11	PR: 2EA,2EE,2EJ					
	3.0 TDI quattro 235	05.14	PR: 2EA,2EE,2EJ					
	3.0 TDI quattro 240	08.14	PR: 2EA,2EE,2EJ					
	3.0 TDI ultra 160	05.14	PR: 2EA,2EE,2EJ					
	3.0 TFSI quattro 245	07.10	PR: 2EA,2EE,2EJ					
	3.0 TFSI quattro 309	05.14	PR: 2EA,2EE,2EJ					
	S7 309	10.11	PR: 2EA,2EE,2EJ					
	S7 331	05.14	PR: 2EA,2EE,2EJ					
	1.8 TFSI 140	04.15	PR: 1KY	24.0122-0273.1	422273	elektrische Feststellbremse ¹⁾	356 22,0 20,0 V L +S +B	
	2.0 TFSI 185	09.14	PR: 1KY					
	2.0 TFSI quattro 185	05.15	PR: 1KY					
	2.8 FSI 150	05.11	PR: 1KY					
	2.8 FSI quattro 150	07.10	PR: 1KY					
	3.0 TDI 150	11.10	PR: 1KY					
	3.0 TDI quattro 150	07.10	PR: 1KY					
	3.0 TDI quattro 160	05.14	PR: 1KY					
	3.0 TDI quattro 176	05.13	PR: 1KY					
	3.0 TDI quattro 180	07.10	PR: 1KY					
	3.0 TDI quattro 200	05.14	PR: 1KY					
	3.0 TDI quattro 230	11.11	PR: 1KY					
	3.0 TDI quattro 235	05.14	PR: 1KY					
	3.0 TDI quattro 240	08.14	PR: 1KY					
	3.0 TDI ultra 160	05.14	PR: 1KY					
	3.0 TFSI quattro 245	07.10	PR: 1KY					
	3.0 TFSI quattro 309	05.14	PR: 1KY					
	S7 309	10.11	PR: 1KY					
	S7 331	05.14	PR: 1KY					
AUDI A8 (94-02)		06.97 09.98			13.0460-2700.2	602700		21452 18,5 +WK/S LUC
	2.5 TDI	06.97	09.98					
	2.5 TDI quattro	06.97	09.98	- Sonderfahrzeuge ²⁾				
	2.8 120	07.95	03.96					
	2.8 128	06.94	03.96					
	2.8 30V 142	04.96	09.98					
	2.8 30V quattro 142	04.96	09.98	- Sonderfahrzeuge ²⁾				
	2.8 quattro 120	07.95	03.96	- Sonderfahrzeuge ²⁾				
	2.8 quattro 128	06.94	03.96	- Sonderfahrzeuge ²⁾				
	3.7	07.95	09.98					
	3.7 quattro	10.95	09.98	- Sonderfahrzeuge ²⁾				
	4.2 quattro	06.94	09.98	- Sonderfahrzeuge ²⁾				
	2.5 TDI	10.98	09.02		13.0460-2876.2	602876		23119 17,5 +WK LUC
	2.5 TDI quattro	10.98	09.02					
	2.8 30V 142	10.98	09.02					
	2.8 30V quattro 142	10.98	09.02					
	3.3 TDI quattro	12.99	09.02					
	3.7	10.98	09.02					
	3.7 quattro	10.98	09.02					
	4.2 quattro	10.98	09.02					

¹⁾ electric parking brake / fr.di stazionamento elettrico / frein à main électrique / freno de mano eléctrico

²⁾ - special vehicles / - veicoli speciali / - véhicules spécial / - vehículo especial



AUDI A8 (94-02)

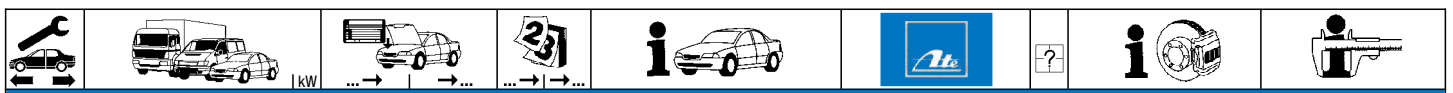
	6.0 W12 quattro		01.01	09.02		13.0460-7183.2	607183		21484	20,5 +/WE	ATE	
	S8		06.96	04.99	- Sonderfahrzeuge 1)	13.0460-2717.2	602717		21452	18,5 +/WK/S	LUC	
	S8		05.99	09.02	- Sonderfahrzeuge 1)	13.0460-4802.2	604802		23773	17,5 +/WK	BRE	
	2.5 TDI		06.97	09.98		24.0130-0104.1	430104		314	30,0 28,0 V L +B		
	2.5 TDI quattro		06.97	09.98								
	2.8	120	07.95	03.96								
	2.8	128	06.94	03.96								
	2.8 30V	142	04.96	09.98								
	2.8 30V quattro	142	04.96	09.98								
	2.8 quattro	120	07.95	03.96								
	2.8 quattro	128	06.94	03.96								
	3.7		07.95	09.98								
	3.7 quattro		10.95	09.98								
	4.2 quattro		06.94	09.98								
	S8		06.96	04.99								
		2.5 TDI		10.98	09.02		24.0130-0183.1	430183		323	30,0 28,0 V +B	
2.5 TDI quattro			10.98	09.02								
2.8 30V		142	10.98	09.02								
2.8 30V quattro		142	10.98	09.02								
3.3 TDI quattro			12.99	09.02								
3.7			10.98	09.02								
3.7 quattro			10.98	09.02								
4.2 quattro			10.98	09.02								
S8			06.96	04.99								
S8			05.99	09.02		24.0130-0177.1	430177		345	30,0 28,0 V L +B		
		2.5 TDI		06.97	09.98		13.0460-3602.2	603602		21144	15,8 /S	LUC
		2.5 TDI quattro		06.97	09.98							
		2.8	120	07.95	03.96							
	2.8	128	06.94	03.96								
	2.8 30V	142	04.96	09.98								
	2.8 30V quattro	142	04.96	09.98								
	2.8 quattro	120	07.95	03.96								
	2.8 quattro	128	06.94	03.96								
	3.7		07.95	09.98								
	3.7 quattro		10.95	09.98								
	4.2 quattro		06.94	09.98								
	S8		06.96	09.98								
		2.5 TDI		10.98	09.02		13.0460-2820.2	602820		20961	17,6 /S	LUC
2.5 TDI quattro			10.98	09.02	- Sonderfahrzeuge 1)	13.0470-2820.2	LD2820		20961	17,6 /S	LUC	
2.8 30V		142	10.98	09.02	- Sonderfahrzeuge 1)	13.0460-0072.2	610072				LUC	
2.8 30V quattro		142	10.98	09.02								
3.3 TDI quattro			12.99	09.02	- Sonderfahrzeuge 1)							
3.7			10.98	09.02								
3.7 quattro			10.98	09.02	- Sonderfahrzeuge 1)							
4.2 quattro			10.98	09.02	- Sonderfahrzeuge 1)							
6.0 W12 quattro			01.01	09.02	- Sonderfahrzeuge 1)							
S8			10.98	09.02	- Sonderfahrzeuge 1)							
		2.5 TDI		06.97	09.98		24.0110-0116.1	410116		245	9,9 8,0 +B	
		2.5 TDI quattro		06.97	09.98	- Sonderfahrzeuge 1)						
		2.8	120	07.95	03.96							
	2.8	128	06.94	03.96								
	2.8 quattro	120	07.95	03.96	- Sonderfahrzeuge 1)							
	2.8 quattro	128	06.94	03.96	- Sonderfahrzeuge 1)							
	2.8 30V	142	10.98	09.02		24.0120-0137.1	420137		269	19,9 18,0 V +B		
	2.8 30V quattro	142	04.96	09.98	- Sonderfahrzeuge 1)							
	3.7		10.98	09.02								
	3.7 quattro		10.95	09.98	- Sonderfahrzeuge 1)							
	4.2 quattro		06.94	09.98	- Sonderfahrzeuge 1)							
	S8		06.96	09.98	- Sonderfahrzeuge 1)							
		2.5 TDI		10.98	09.02		24.0122-0198.1	422198		269	21,9 20,0 V L +B	
2.5 TDI quattro			10.98	09.02	- Sonderfahrzeuge 1)							
2.8 30V		142	10.98	09.02								
2.8 30V quattro		142	10.98	09.02	- Sonderfahrzeuge 1)							
3.3 TDI quattro			12.99	09.02	- Sonderfahrzeuge 1)							
3.7			10.98	09.02								
3.7 quattro			10.98	09.02	- Sonderfahrzeuge 1)							
4.2 quattro			10.98	09.02	- Sonderfahrzeuge 1)							
6.0 W12 quattro			01.01	09.02	- Sonderfahrzeuge 1)	24.0122-0152.1	422152		280	22,0 20,0 V L +B		
S8			10.98	09.02								

AUDI A8 (03-09)

	2.8 FSI	154	08.07	10.09	PR: 1LG	13.0460-7201.2	607201		23763	20,3 +/WK	ATE
	3.0		07.03	10.09	PR: 1LG	13.0470-7201.2	LD7201		23763	20,3 +/WK	ATE
	3.0 TDI quattro		11.03	10.09	PR: 1LG						
	3.2 FSI	191	06.05	10.09	PR: 1LG						
	3.2 FSI quattro	191	06.05	10.09	PR: 1LG						
	3.7 quattro		11.02	10.09	PR: 1LG						
	4.0 TDI quattro		03.03	10.09	PR: 1LG	13.0460-7201.2	607201		23763	20,3 +/WK	ATE
	4.2 FSI quattro	257	06.06	10.09	PR: 1LG						
	4.2 quattro		11.02	10.09	PR: 1LG						
	4.2 TDI quattro		07.05	10.09	PR: 1LG						
	6.0 W12 quattro		02.04	10.09	PR: 1LG						
	2.8 FSI	154	08.07	10.09	PR: 1LJ,1LL,1LM	13.0460-7182.2	607182		23896	20,6 +/WK	ATE
	3.0		07.03	10.09	PR: 1LJ,1LL,1LM						
	3.0 TDI quattro		11.03	10.09	PR: 1LJ,1LL,1LM						
	3.2 FSI	191	06.05	10.09	PR: 1LJ,1LL,1LM						

1) - special vehicles / - veicoli speciali / - vehicule special / - vehiculo especial

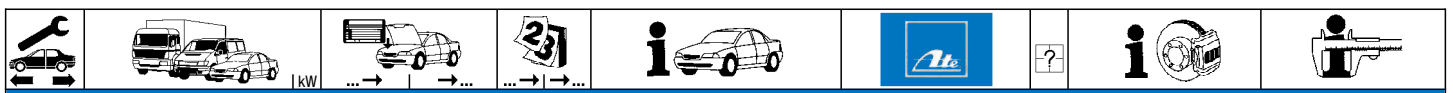




AUDI A8 (03-09)									
	3.2 FSI quattro 3.7 quattro 4.0 TDI quattro 4.2 FSI quattro 4.2 quattro 4.2 TDI quattro 6.0 W12 quattro S8	191 257 331		06.05 11.02 03.03 06.06 11.02 07.05 02.04 06.06	10.09 10.09 10.09 10.09 10.09 10.09 10.09 10.09	PR: 1LJ,1LL,1LM PR: 1LJ,1LL,1LM PR: 1LJ,1LL,1LM PR: 1LJ,1LL,1LM PR: 1LJ,1LL,1LM PR: 1LJ,1LL,1LM PR: 1LJ,1LL,1LM PR: 1LJ,1LL,1LM	13.0460-7182.2	607182	23896 20,6 +WK ATE
	3.0 3.0 TDI quattro 3.2 FSI 3.2 FSI quattro 3.7 quattro 4.0 TDI quattro 4.2 FSI quattro 4.2 quattro 4.2 TDI quattro 6.0 W12 quattro	191 191 257	4E-5-003250 4E-5-003250 4E-5-003250 4E-5-003250 4E-5-003250 4E-5-003250 4E-5-003250 4E-5-003250 4E-5-003250 4E-5-003250	07.03 11.03 06.05 11.02 03.03 06.06 11.02 07.05 02.04	PR: 1LG PR: 1LG PR: 1LG PR: 1LG PR: 1LG PR: 1LG PR: 1LG PR: 1LG PR: 1LG	24.0130-0183.1	430183	323 30,0 28,0 V +B	
	2.8 FSI 3.0 3.0 TDI quattro 3.2 FSI 3.2 FSI quattro 3.7 quattro 4.0 TDI quattro 4.2 FSI quattro 4.2 quattro 4.2 TDI quattro 6.0 W12 quattro	154 191 191 257	4E-5-003251 4E-5-003251 4E-5-003251 4E-5-003251 4E-5-003251 4E-5-003251 4E-5-003251 4E-5-003251 4E-5-003251 4E-5-003251	08.07	10.09 10.09 10.09 10.09 10.09 10.09 10.09 10.09 10.09 10.09	PR: 1LG PR: 1LG PR: 1LG PR: 1LG PR: 1LG PR: 1LG PR: 1LG PR: 1LG PR: 1LG PR: 1LG	24.0130-0175.1 24.0330-0175.1	430175 530175	321 30,0 28,0 V L +S +B 321 30,0 28,0 V L +S +B PD
	2.8 FSI 3.0 3.0 TDI quattro 3.2 FSI 3.2 FSI quattro 3.7 quattro 4.0 TDI quattro 4.2 FSI quattro 4.2 quattro 4.2 TDI quattro 6.0 W12 quattro	154 191 191 257		08.07 07.03 11.03 06.05 11.02 03.03 06.06 11.02 07.05 02.04	10.09 10.09 10.09 10.09 10.09 10.09 10.09 10.09 10.09 10.09	PR: 1LL,1LM PR: 1LL,1LM PR: 1LL,1LM PR: 1LL,1LM PR: 1LL,1LM PR: 1LL,1LM PR: 1LL,1LM PR: 1LL,1LM PR: 1LL,1LM PR: 1LL,1LM	24.0134-0100.1	434100	360 34,0 31,0 V L +B
	2.8 FSI 3.0 3.0 TDI quattro 3.2 FSI 3.2 FSI quattro 3.7 quattro 4.0 TDI quattro 4.2 FSI quattro 4.2 quattro 4.2 TDI quattro 6.0 W12 quattro S8	154 191 191 257 331		08.07 07.03 11.03 06.05 11.02 03.03 06.06 11.02 07.05 02.04 06.06	10.09 10.09 10.09 10.09 10.09 10.09 10.09 10.09 10.09 10.09 10.09	PR: 1LJ PR: 1LJ PR: 1LJ PR: 1LJ PR: 1LJ PR: 1LJ PR: 1LJ PR: 1LJ PR: 1LJ PR: 1LJ PR: 1LJ	24.0136-0103.1	436103	385 36,0 33,5 V L +B
	2.8 FSI 3.0 3.0 TDI quattro 3.2 FSI 3.2 FSI quattro 3.7 quattro 4.0 TDI quattro 4.2 FSI quattro 4.2 quattro 4.2 TDI quattro 6.0 W12 quattro S8	154 191 191 257 331		08.07 07.03 11.03 06.05 11.02 03.03 06.06 11.02 07.05 02.04 06.06	10.09 10.09 10.09 10.09 10.09 10.09 10.09 10.09 10.09 10.09 10.09	PR: 1KE,1KW,1KY,1KZ PR: 1KE,1KW,1KY,1KZ PR: 1KE,1KW,1KY,1KZ PR: 1KE,1KW,1KY,1KZ PR: 1KE,1KW,1KY,1KZ PR: 1KE,1KW,1KY,1KZ PR: 1KE,1KW,1KY,1KZ PR: 1KE,1KW,1KY,1KZ PR: 1KE,1KW,1KY,1KZ PR: 1KE,1KW,1KY,1KZ PR: 1KE,1KW,1KY,1KZ PR: 1KE,1KW,1KY,1KZ	13.0460-2889.2 13.0460-0023.2	602889 610023	elektrische Feststellbremse ¹⁾ elektrische Feststellbremse ¹⁾ 23326 17,4 /WE/S Belagsatz-Zubehör LUC
	2.8 FSI 3.0 3.0 TDI quattro 3.2 FSI 3.2 FSI quattro 3.7 quattro 4.0 TDI quattro 4.2 FSI quattro 4.2 quattro 4.2 TDI quattro 6.0 W12 quattro S8	154 191 191 257 331		08.07 07.03 11.03 06.05 06.05 11.02 03.03 06.06 11.02 07.05 02.04 06.06	10.09 10.09 10.09 10.09 10.09 10.09 10.09 10.09 10.09 10.09 10.09 10.09	PR: 1KE PR: 1KE PR: 1KE PR: 1KE PR: 1KE PR: 1KE PR: 1KE PR: 1KE PR: 1KE PR: 1KE PR: 1KE PR: 1KE	24.0122-0202.1	422202	elektrische Feststellbremse ¹⁾ 280 22,0 20,0 V L +B
	2.8 FSI 3.0 3.0 TDI quattro 3.2 FSI 3.2 FSI quattro 3.7 quattro 4.0 TDI quattro 4.2 FSI quattro 4.2 quattro 4.2 TDI quattro	154 191 191 257		08.07 07.03 11.03 06.05 06.05 11.02 03.03 06.06 11.02 07.05	10.09 10.09 10.09 10.09 10.09 10.09 10.09 10.09 10.09 10.09	PR: 1KW PR: 1KW PR: 1KW PR: 1KW PR: 1KW PR: 1KW PR: 1KW PR: 1KW PR: 1KW PR: 1KW	24.0122-0212.1	422212	elektrische Feststellbremse ¹⁾ 310 22,0 20,0 V L +B

¹⁾ electric parking brake / fr.di stazionamento elettrico / frein à main électrique / freno de mano eléctrico














AUDI A8 (03-09)										
	6.0 W12 quattro S8	331		02.04 06.06	10.09 10.09	PR: 1KW PR: 1KW	24.0122-0212.1	422212	elektrische Feststellbremse ¹⁾	310 22,0 20,0 V L +B
	2.8 FSI 3.0 3.0 TDI quattro 3.2 FSI 3.2 FSI quattro 3.7 quattro 4.0 TDI quattro 4.2 FSI quattro 4.2 quattro 4.2 TDI quattro 6.0 W12 quattro S8	154 191 191 257 331		08.07 07.03 11.03 06.05 06.05 11.02 03.03 06.06 11.02 07.05 02.04 06.06	10.09 10.09 10.09 10.09 10.09 10.09 10.09 10.09 10.09 10.09 10.09 10.09	PR: 1KY,1KZ PR: 1KY,1KZ PR: 1KY,1KZ PR: 1KY,1KZ PR: 1KY,1KZ PR: 1KY,1KZ PR: 1KY,1KZ PR: 1KY,1KZ PR: 1KY,1KZ PR: 1KY,1KZ PR: 1KY,1KZ PR: 1KY,1KZ	24.0122-0214.1	422214	elektrische Feststellbremse ¹⁾	335 22,0 20,0 V L +B

















AUDI A8 (09-)											
	4.2 FSI quattro 4.2 TDI quattro	273 258		11.09 11.09	06.10 06.10	PR: 1LL PR: 1LL	13.0460-7280.2 24.8190-0303.2	607280 620303	2	25158 20,3 +/WK Warnkontakt L=296,6mm	ATE
	2.0 TFSI hybrid 3.0 TDI 3.0 TDI quattro 3.0 TDI quattro	155 150 190		05.12 09.11 07.10 09.13		PR: 1LL PR: 1LL PR: 1LL PR: 1LL	13.0460-7280.2 13.0470-7280.2 24.8190-0301.2	607280 LD7280 620301	2	25158 20,3 +/WK 25158 20,3 +/WK Warnkontakt L=311,6mm	ATE ATE
	3.0 TFSI quattro 4.0 TFSI quattro 4.0 TFSI quattro 4.2 FSI quattro 4.2 TDI quattro 4.2 TDI quattro 6.3 W12 quattro S8	309 320 273 258 283 368 381		07.10 03.12 09.13 07.10 07.10 09.13 01.11 04.12		PR: 1LL PR: 1LL PR: 1LL PR: 1LL PR: 1LL PR: 1LL PR: 1LL PR: 1LL	13.0460-7280.2 24.8190-0301.2	607280 620301	2	25158 20,3 +/WK Warnkontakt L=311,6mm	ATE
	4.2 FSI quattro 4.2 TDI quattro	273 258		11.09 11.09	06.10 06.10	PR: 1LJ PR: 1LJ	13.0460-7281.2 24.8190-0303.2	607281 620303	2	25160 20,3 +/WK Warnkontakt L=296,6mm	ATE
	2.0 TFSI hybrid 3.0 TDI 3.0 TDI quattro 3.0 TDI quattro	155 150 190		05.12 09.11 07.10 09.13		PR: 1LJ PR: 1LJ PR: 1LJ PR: 1LJ	13.0460-7281.2 13.0470-7281.2 24.8190-0301.2	607281 LD7281 620301	2	25160 20,3 +/WK 25160 20,3 +/WK Warnkontakt L=311,6mm	ATE ATE
	3.0 TFSI quattro 4.0 TFSI quattro 4.0 TFSI quattro 4.2 FSI quattro 4.2 TDI quattro 4.2 TDI quattro 6.3 W12 quattro S8	309 320 273 258 283 368 381		07.10 03.12 09.13 07.10 07.10 09.13 01.11 04.12		PR: 1LJ PR: 1LJ PR: 1LJ PR: 1LJ PR: 1LJ PR: 1LJ PR: 1LJ PR: 1LJ	13.0460-7281.2 24.8190-0301.2	607281 620301	2	25160 20,3 +/WK Warnkontakt L=311,6mm	ATE
	2.0 TFSI hybrid 3.0 TDI 3.0 TDI quattro 3.0 TDI quattro 3.0 TFSI quattro 4.0 TFSI quattro 4.0 TFSI quattro 4.2 FSI quattro 4.2 TDI quattro 4.2 TDI quattro 6.3 W12 quattro S8	155 150 190 190 309 320 273 258 283 368 381		05.12 09.11 07.10 09.13 07.10 03.12 09.13 11.09 11.09 09.13 01.11 04.12		PR: 1LX,1LN PR: 1LX,1LN PR: 1LX,1LN PR: 1LX,1LN PR: 1LX,1LN PR: 1LX,1LN PR: 1LX,1LN PR: 1LX,1LN PR: 1LX,1LN PR: 1LX,1LN PR: 1LX,1LN PR: 1LX,1LN	24.8190-0019.2	620019	2	Warnkontakt L=254mm	
	2.0 TFSI hybrid 3.0 TDI 3.0 TDI quattro 3.0 TDI quattro 3.0 TFSI quattro 4.0 TFSI quattro 4.0 TFSI quattro 4.2 FSI quattro 4.2 TDI quattro 4.2 TDI quattro 6.3 W12 quattro S8	155 150 190 190 309 320 273 258 283 368 381		05.12 09.11 07.10 09.13 07.10 03.12 09.13 11.09 11.09 09.13 01.11 04.12		PR: 1LW PR: 1LW PR: 1LW PR: 1LW PR: 1LW PR: 1LW PR: 1LW PR: 1LW PR: 1LW PR: 1LW PR: 1LW PR: 1LW	24.8190-0020.2	620020	2	Warnkontakt L=443,3mm	
	2.0 TFSI hybrid 3.0 TDI 3.0 TDI quattro 3.0 TDI quattro 3.0 TFSI quattro 4.0 TFSI quattro 4.0 TFSI quattro 4.2 FSI quattro 4.2 TDI quattro 4.2 TDI quattro 6.3 W12 quattro S8	155 150 190 190 309 320 273 258 283 368 381		05.12 09.11 07.10 09.13 07.10 03.12 09.13 11.09 11.09 09.13 01.11 04.12		PR: 1KW,1KY,1KZ PR: 1KW,1KY,1KZ PR: 1KW,1KY,1KZ PR: 1KW,1KY,1KZ PR: 1KW,1KY,1KZ PR: 1KW,1KY,1KZ PR: 1KW,1KY,1KZ PR: 1KW,1KY,1KZ PR: 1KW,1KY,1KZ PR: 1KW,1KY,1KZ PR: 1KW,1KY,1KZ PR: 1KW,1KY,1KZ	13.0460-2773.2 13.0470-2773.2	602773 LD2773	elektrische Feststellbremse ¹⁾ elektrische Feststellbremse ¹⁾	25214 17,4 +/WK/Zub/S LUC 25214 17,4 +/WK/Zub/S LUC	
	2.0 TFSI hybrid 3.0 TDI 3.0 TDI quattro 3.0 TDI quattro 3.0 TDI quattro	155 150 190 190 190		05.12 09.11 07.10 09.13 09.13		PR: 1KW PR: 1KW PR: 1KW PR: 1KW PR: 1KW	24.0122-0272.1	422272	elektrische Feststellbremse ¹⁾	330 21,9 20,0 V L +S +B	

¹⁾ electric parking brake / fr/di stazionamento elettrico / frein à main électrique / freno de mano eléctrico



AUDI A8 (09-)											
	3.0 TFSI quattro 4.0 TFSI quattro 4.0 TFSI quattro 4.2 FSI quattro 4.2 TDI quattro 4.2 TDI quattro 6.3 W12 quattro S8	309 320 320 273 258 283 368 381		07.10 03.12 09.13 11.09 11.09 09.13 01.11 04.12	PR: 1KW PR: 1KW PR: 1KW PR: 1KW PR: 1KW PR: 1KW PR: 1KW	24.0122-0272.1	422272		elektrische Feststellbremse ¹⁾	330 21,9 20,0 V L +S +B	
	2.0 TFSI hybrid 3.0 TDI 3.0 TDI quattro 3.0 TDI quattro 3.0 TFSI quattro 4.0 TFSI quattro 4.0 TFSI quattro 4.2 FSI quattro 4.2 TDI quattro 4.2 TDI quattro 6.3 W12 quattro S8	155 150 190 190 309 320 273 258 283 368 381		05.12 09.11 07.10 09.13 07.10 03.12 09.13 11.09 11.09 09.13 01.11 04.12	PR: 1KY,1KZ PR: 1KY,1KZ PR: 1KY,1KZ PR: 1KY,1KZ PR: 1KY,1KZ PR: 1KY,1KZ PR: 1KY,1KZ PR: 1KY,1KZ PR: 1KY,1KZ PR: 1KY,1KZ PR: 1KY,1KZ	24.0122-0273.1	422273		elektrische Feststellbremse ¹⁾	356 22,0 20,0 V L +S +B	
AUDI CABRIO (91-00)											
	1.8 1.9 TDI 2.0 2.0 2.3 2.6 2.8	85 103		04.97 07.95 01.93 05.95 07.91 01.94 11.92	08.00 08.00 07.98 07.96 + ⊕ 06.94 08.00	13.0460-2934.2	602934			20669 19,0 /S LUC	
	2.3 1.8 1.9 TDI 2.0 2.0 2.3 2.6 2.8	85 103 86-P-000001	8G-N-025000	07.91 04.97 07.95 01.93 05.95 01.94 11.92	08.00 08.00 07.98 07.96 + ⊕ 06.94 08.00	13.0460-2963.2	602963			21138 18,8 +/WK/S LUC	
	2.3 1.8 1.9 TDI 2.0 2.0 2.3 2.6 2.8	85 103		07.91 04.97 07.95 01.93 05.95 01.94 11.92	08.00 08.00 07.98 07.96 + ⊕ 06.94 08.00	24.0122-0108.1	422108			256 22,0 20,0 V L +B	
	1.8 1.9 TDI 2.0 2.0 2.3 2.6 2.8	85 103		04.97 07.95 01.93 05.95 07.91 01.94 11.92	08.00 08.00 07.98 07.96 + ⊕ 06.94 08.00	24.0122-0139.1	422139			280 22,0 20,0 V L +B	
	1.8 1.9 TDI 2.0 2.0 2.3 2.6 2.8	85 103		04.97 07.95 01.93 05.95 07.91 01.94 11.92	08.00 08.00 07.98 07.96 + ⊕ 06.94 08.00	24.0125-0106.1	425106			276 25,0 23,0 V L +B	
	1.8 1.9 TDI 2.0 2.0 2.3 2.6 2.8	85 103		04.97 07.95 01.93 05.95 07.91 01.94 11.92	08.00 08.00 07.98 07.96 + ⊕ 06.94 08.00	13.0460-3602.2	603602			21144 15,8 /S LUC	
	1.8 1.9 TDI 2.0 2.0 2.3 2.6 2.8	85 103		04.97 07.95 01.93 05.95 07.91 01.94 11.92	08.00 08.00 07.98 07.96 + ⊕ 06.94 08.00	24.0110-0178.1	410178			245 10,0 8,0 +B	
AUDI COUPE (89-96)											
	2.3 1.8 2.0 2.3 2.3 2.6 2.3 20V 2.3 20V 2.8	98 100		08.88 08.88 08.88 03.90 11.88 08.92 08.90 08.89 09.91	10.88 07.91 12.96 12.96 07.94 12.96	13.0460-2926.2	602926			20669 15,7 /S LUC	
	1.8 2.0 2.3 2.3 2.0 2.3 2.3 2.6 2.3 20V 2.3 20V 2.8	98 100		08.88 05.89 03.90 11.88 08.92 08.92 08.92 08.92 08.89 08.89 09.91	07.91 07.92 07.92 07.92 12.96 12.96 07.94 12.96	13.0460-2934.2	602934			20669 19,0 /S LUC	
	2.3 1.8 2.0 2.3 2.3 2.0 2.3 2.3 2.6 2.3 20V 2.3 20V 2.8	123 125		08.90 08.89 09.91	07.91 07.91	13.0460-2963.2	602963			21138 18,8 +/WK/S LUC	
	2.3 1.8 2.0 2.3 2.3 2.0 2.3 2.3 2.6 2.3 20V 2.3 20V 2.8	98 100		08.88 08.88 05.89 03.90 11.88 08.92 08.92 08.92 08.92 08.89 08.89 09.91	10.88 07.91 07.92 07.92 07.92 12.96 12.96 07.94 12.96	24.0120-0120.1	420120			256 20,0 18,0 V L	
	1.8 2.0 2.3 2.3 2.0 2.3 2.3 2.6 2.3 20V 2.3 20V 2.8	98 100		08.88 05.89 03.90 11.88 08.92 08.92 08.92 08.92 08.89 08.89 09.91	07.91 07.92 07.92 07.92 12.96 12.96 07.94 12.96	24.0122-0108.1	422108			256 22,0 20,0 V L +B	
	2.3 1.8 2.0 2.3 2.3 2.0 2.3 2.3 2.6 2.3 20V 2.3 20V 2.8	98 100		08.92 08.92 08.92 08.92 08.92 08.89 08.89 09.91	12.96 12.96 07.94 12.96	24.0122-0139.1	422139			280 22,0 20,0 V L +B	
	2.3 1.8 2.0 2.3 2.3 2.0 2.3 2.3 2.6 2.3 20V 2.3 20V 2.8	123 125		08.90 08.89 09.91	07.91 07.91	24.0125-0106.1	425106			276 25,0 23,0 V L +B	
	1.8 2.0 2.3 2.6 2.8			08.88 08.88 08.88 08.92 09.91	07.91 12.96 12.96 12.96	13.0460-3602.2	603602			21144 15,8 /S LUC	
	1.8 2.0 2.3 2.6 2.8			08.88 08.88 08.88 08.92 09.91	07.91 12.96 07.94 12.96	24.0110-0178.1	410178			245 10,0 8,0 +B	

















¹⁾ electric parking brake / fr.di stazionamento elettrico / frein à main électrique / freno de mano eléctrico

								
AUDI COUPE (89-96)								
	1.8			08.88	10.88	03.0137-0146.2 03.0137-9041.2	650146 669041	200 x 40 HEB Bremsbacken-Zubehör
	1.8			08.88	10.88	24.0220-0018.1 24.0220-0718.2	480019 480209	ohne Sensorring ¹⁾ ohne Sensorring ¹⁾
AUDI COUPE Quattro (87-96)								
	2.2 2.3 2.3 2.6	100 98 100		01.88 05.90 01.88 08.92	07.91 12.96 07.94 12.96	13.0460-2934.2	602934	20669 19,0 /S LUC
	2.0 2.3 20V 2.3 20V 2.8 S2 S2	123 125 162 169		11.88 05.90 11.88 08.91 09.90 10.92	07.91 + F ① 12.96 07.91 12.96 09.92 12.96	13.0460-2963.2	602963	21138 18,8 +/WK/S LUC
	2.0 2.3 20V 2.3 20V 2.8	123 125		11.88 05.90 11.88 08.91	07.91 + F ① 12.96 07.91 12.96 + 15" Rad ²⁾	24.0125-0106.1	425106	276 25,0 23,0 V L +B
	2.2 2.3 2.3	100 98 100	8B-N-015000 8B-N-015000 8B-N-015000	01.88 05.90 01.88		24.0122-0108.1	422108	256 22,0 20,0 V L +B
	2.3 2.3 2.6	98 100	8B-P-000001 8B-P-000001	12.96 07.94 08.92		24.0122-0139.1	422139	280 22,0 20,0 V L +B
	2.6 2.8 S2 S2	162 169		08.92 08.91 09.90 10.92	12.96 + 16" Rad ³⁾ 12.96 + 16" Rad ³⁾ 09.92 12.96	24.0125-0139.1	425139	276 24,9 23,0 V L +B
	2.0 2.2 2.3 2.3 2.3 20V 2.3 20V 2.6 2.8 S2 S2	100 98 100 123 125 162 169		11.88 01.88 05.90 01.88 05.90 11.88 08.92 08.91 09.90 10.92	07.91 + F ① 07.91 12.96 07.94 12.96 07.91 12.96 12.96 12.96 09.92 12.96	13.0460-3602.2	603602	21144 15,8 /S LUC
	2.0 2.2 2.3 2.3 2.3 20V 2.3 20V 2.6 2.8 S2 S2	100 98 100 123 125 162 169		11.88 01.88 05.90 01.88 05.90 11.88 08.92 08.91 09.90 10.92	07.91 + F ① 07.91 12.96 07.94 12.96 07.91 12.96 + 15" Rad ²⁾ 12.96 + 15" Rad ²⁾ 12.96 + 15" Rad ²⁾ 12.96 + 15" Rad ²⁾	24.0110-0182.1	410182	245 10,0 8,0 +B
	2.6 2.8 S2 S2	162 169		08.92 08.91 09.90 10.92	12.96 + 16" Rad ³⁾ 12.96 + 16" Rad ³⁾ 12.96 + 16" Rad ³⁾ 12.96 + 16" Rad ³⁾	24.0110-0261.1 24.0310-0261.1	410261 510261	245 10,0 8,0 +B 245 10,0 8,0 +B PD
AUDI Q3 (11-)								
	1.4 TFSI 2.0 TDI 2.0 TDI 2.0 TDI 2.0 TDI 2.0 TDI 2.0 TDI quattro 2.0 TDI quattro 2.0 TDI quattro 2.0 TDI quattro 2.0 TFSI 2.0 TFSI quattro 2.0 TFSI quattro 2.0 TFSI quattro 2.0 TFSI quattro	110 88 103 110 130 135 103 110 130 135 132 125 132 155 162		09.13 03.15 06.11 11.14 05.13 05.15 01.12 11.14 06.11 11.14 05.15 06.11 11.14 06.11 11.14	PR: 1LJ PR: 1LJ PR: 1LJ PR: 1LJ PR: 1LJ PR: 1LJ PR: 1LJ PR: 1LJ PR: 1LJ PR: 1LJ PR: 1LJ PR: 1LJ PR: 1LJ PR: 1LJ PR: 1LJ	13.0460-7242.2 13.0470-7242.2	607242 LD7242	24332 19,8 +/WK ATE 24332 19,8 +/WK ATE
	1.4 TFSI 2.0 TDI 2.0 TDI 2.0 TDI 2.0 TDI 2.0 TDI 2.0 TDI quattro 2.0 TDI quattro 2.0 TDI quattro 2.0 TDI quattro 2.0 TFSI 2.0 TFSI quattro 2.0 TFSI quattro 2.0 TFSI quattro	110 88 103 110 130 135 103 110 130 135 132 125 132 155 162		09.13 03.15 06.11 11.14 05.13 05.15 01.12 11.14 06.11 11.14 05.15 06.11 11.14 06.11 11.14	PR: 1ZD PR: 1ZD PR: 1ZD PR: 1ZD PR: 1ZD PR: 1ZD PR: 1ZD PR: 1ZD PR: 1ZD PR: 1ZD PR: 1ZD PR: 1ZD PR: 1ZD PR: 1ZD PR: 1ZD	13.0460-7242.2 13.0470-7242.2	607242 LD7242	24332 19,8 +/WK ATE 24332 19,8 +/WK ATE



¹⁾ without sensor ring / senza sensori / sans secours ABS / sin anillo sensor ABS

²⁾ + 15" wheel / + ruota 15" / + roue 15" / + rueda 15"

³⁾ + 16" wheel / + ruota 16" / + roue 16" / + rueda 16"

AUDI Q3 (11-)										
	2.0 TFSI quattro 2.0 TFSI quattro	155 162	06.11 11.14	PR: 1ZD PR: 1ZD	13.0460-7242.2 13.0470-7242.2	607242 LD7242			24332 19,8 +/WK 24332 19,8 +/WK	ATE ATE
	1.4 TFSI 2.0 TDI 2.0 TDI 2.0 TDI 2.0 TDI 2.0 TDI quattro 2.0 TDI quattro 2.0 TDI quattro 2.0 TDI quattro 2.0 TFSI quattro 2.0 TFSI quattro 2.0 TFSI quattro 2.0 TFSI quattro	110 88 103 110 130 135 103 110 130 135 132 125 132 155 162	09.13 03.15 06.11 11.14 05.13 05.15 01.12 11.14 06.11 11.14 05.15 06.11 11.14 11.14	PR: 1LJ,1ZD PR: 1LJ,1ZD PR: 1LJ,1ZD PR: 1LJ,1ZD PR: 1LJ,1ZD PR: 1LJ,1ZD PR: 1LJ,1ZD PR: 1LJ,1ZD PR: 1LJ,1ZD PR: 1LJ,1ZD PR: 1LJ,1ZD PR: 1LJ,1ZD PR: 1LJ,1ZD PR: 1LJ,1ZD	24.0125-0158.1 24.0325-0158.1	425158 525158			312 25,0 22,0 V L +S +B 312 25,0 22,0 V L +S +B PD	
	1.4 TFSI 2.0 TDI 2.0 TDI 2.0 TDI 2.0 TDI 2.0 TDI quattro 2.0 TDI quattro 2.0 TDI quattro 2.0 TDI quattro 2.0 TFSI quattro 2.0 TFSI quattro 2.0 TFSI quattro 2.0 TFSI quattro RS 2.5 RS 2.5	110 88 103 110 130 135 103 110 130 135 132 125 132 155 162 228 250	09.13 03.15 06.11 11.14 05.13 05.15 01.12 11.14 06.11 11.14 05.15 06.11 11.14 06.11 11.14 09.13 03.15		24.0711-5271.3 24.0711-5272.3	360301 360302	 		Radsensor Radsensor	
	1.4 TFSI 2.0 TDI 2.0 TDI 2.0 TDI quattro 2.0 TDI quattro 2.0 TFSI quattro 2.0 TFSI quattro	110 103 130 103 130 125 155	09.13 06.11 05.13 01.12 06.11 06.11 06.11	PR: 1KU PR: 1KU PR: 1KU PR: 1KU PR: 1KU PR: 1KU PR: 1KU	13.0460-2749.2 13.0470-2749.2	602749 LD2749		elektrische Feststellbremse ¹⁾ elektrische Feststellbremse ¹⁾	24483 16,9 /Zub/S 24483 16,9 /Zub/S	LUC LUC
	1.4 TFSI 2.0 TDI 2.0 TDI 2.0 TDI quattro 2.0 TDI quattro 2.0 TFSI quattro 2.0 TFSI quattro	110 103 130 103 130 125 155	09.13 06.11 05.13 01.12 06.11 06.11 06.11	PR: 1KU PR: 1KU PR: 1KU PR: 1KU PR: 1KU PR: 1KU PR: 1KU	24.0112-0169.1	412169		elektrische Feststellbremse ¹⁾	282 12,0 10,0 +S +B	
	RS 2.5 RS 2.5	228 250	09.13 03.15	PR: 2EA,2EJ PR: 2EA,2EJ	24.0122-0219.1	422219		elektrische Feststellbremse ¹⁾	310 22,0 20,0 V L +B	
	1.4 TFSI 2.0 TDI 2.0 TDI 2.0 TDI 2.0 TDI 2.0 TDI 2.0 TFSI	110 88 103 110 130 135 132	09.13 03.15 06.11 11.14 05.13 05.15 05.15	PR: 7X0,7X1,7X4,7X8 PR: 7X0,7X1,7X4,7X8 PR: 7X0,7X1,7X4,7X8 PR: 7X0,7X1,7X4,7X8 PR: 7X0,7X1,7X4,7X8 PR: 7X0,7X1,7X4,7X8 PR: 7X0,7X1,7X4,7X8	24.0711-6231.3 24.0711-6232.3	360305 360306	 		Radsensor Radsensor	
	1.4 TFSI 2.0 TDI 2.0 TDI 2.0 TDI 2.0 TDI 2.0 TDI 2.0 TFSI	110 88 103 110 130 135 132	09.13 03.15 06.11 11.14 05.13 05.15 05.15	PR: 7X5,8A3 PR: 7X5,8A3 PR: 7X5,8A3 PR: 7X5,8A3 PR: 7X5,8A3 PR: 7X5,8A3 PR: 7X5,8A3	24.0711-6335.3 24.0711-6336.3	360365 360366	 		Radsensor Radsensor	
	2.0 TDI quattro 2.0 TDI quattro 2.0 TDI quattro 2.0 TDI quattro 2.0 TFSI quattro 2.0 TFSI quattro 2.0 TFSI quattro 2.0 TFSI quattro RS 2.5 RS 2.5	103 110 130 135 125 132 155 162 228 250	01.12 11.14 06.11 11.14 06.11 11.14 06.11 11.14 09.13 03.15	PR: 7X0,7X1,7X4,7X8 PR: 7X0,7X1,7X4,7X8 PR: 7X0,7X1,7X4,7X8 PR: 7X0,7X1,7X4,7X8 PR: 7X0,7X1,7X4,7X8 PR: 7X0,7X1,7X4,7X8 PR: 7X0,7X1,7X4,7X8 PR: 7X0,7X1,7X4,7X8	24.0711-5271.3 24.0711-5272.3	360301 360302	 		Radsensor Radsensor	
	2.0 TDI quattro 2.0 TDI quattro 2.0 TDI quattro 2.0 TDI quattro 2.0 TFSI quattro 2.0 TFSI quattro 2.0 TFSI quattro 2.0 TFSI quattro	103 110 130 135 125 132 155 162	01.12 11.14 06.11 11.14 06.11 11.14 06.11 11.14	PR: 7X5,8A3 PR: 7X5,8A3 PR: 7X5,8A3 PR: 7X5,8A3 PR: 7X5,8A3 PR: 7X5,8A3 PR: 7X5,8A3 PR: 7X5,8A3	24.0711-5401.3 24.0711-5402.3	360330 360331	 		Radsensor Radsensor	

¹⁾ electric parking brake / fr.di stazionamento elettrico / frein à main électrique / freno de mano eléctrico

AUDI Q5 (08-)														
	2.0 TDI	100	08.09	PR: 1LA,1ZB,1ZT	13.0460-2765.2	602765	1	Federmaß 46 mm ¹⁾ Federmaß 46 mm ¹⁾	24743 19,2 +/WK/S 24743 19,2 +/WK/S Warnkontakt L=300mm	LUC LUC				
	2.0 TDI	105	08.09	PR: 1LA,1ZB,1ZT	13.0470-2765.2	LD2765								
	2.0 TDI	110	05.13	PR: 1LA,1ZB,1ZT	24.8190-0311.2	620311								
	2.0 TDI quattro	100	08.09	PR: 1LA,1ZB,1ZT										
	2.0 TDI quattro	105	08.09	PR: 1LA,1ZB,1ZT										
	2.0 TDI quattro	110	05.13	PR: 1LA,1ZB,1ZT										
	2.0 TDI quattro	120	03.09	PR: 1LA,1ZB,1ZT										
	2.0 TDI quattro	125	03.09	PR: 1LA,1ZB,1ZT										
	2.0 TDI quattro	130	09.12	PR: 1LA,1ZB,1ZT										
	2.0 TFSI hybr.quattro	155	06.11	PR: 1LA,1ZB,1ZT										
	2.0 TFSI quattro	132	08.09	PR: 1LA,1ZB,1ZT										
	2.0 TFSI quattro	155	03.09	PR: 1LA,1ZB,1ZT										
	2.0 TFSI quattro	162	05.13	PR: 1LA,1ZB,1ZT										
	2.0 TFSI quattro	165	09.12	PR: 1LA,1ZB,1ZT										
	3.0 TDI quattro	155	03.09	PR: 1LA,1ZB,1ZT										
3.0 TDI quattro	176	03.09	PR: 1LA,1ZB,1ZT											
3.0 TDI quattro	180	09.12	PR: 1LA,1ZB,1ZT											
3.0 TDI quattro	190	11.13	PR: 1LA,1ZB,1ZT											
3.0 TFSI quattro	200	09.12	PR: 1LA,1ZB,1ZT											
3.2 FSI quattro	199	03.09	PR: 1LA,1ZB,1ZT											
	2.0 TDI	100	08.09	PR: 1LJ	13.0460-2765.2	602765		Federmaß 46 mm ¹⁾ Federmaß 46 mm ¹⁾	24743 19,2 +/WK/S 24743 19,2 +/WK/S	LUC LUC				
	2.0 TDI	105	08.09	PR: 1LJ	13.0470-2765.2	LD2765								
	2.0 TDI	110	05.13	PR: 1LJ										
	2.0 TDI quattro	100	08.09	PR: 1LJ										
	2.0 TDI quattro	105	08.09	PR: 1LJ										
	2.0 TDI quattro	110	05.13	PR: 1LJ										
	2.0 TDI quattro	120	11.08	PR: 1LJ										
	2.0 TDI quattro	125	11.08	PR: 1LJ										
	2.0 TDI quattro	130	09.12	PR: 1LJ										
	2.0 TFSI hybr.quattro	155	06.11	PR: 1LJ										
	2.0 TFSI quattro	132	08.09	PR: 1LJ										
	2.0 TFSI quattro	155	11.08	PR: 1LJ										
	2.0 TFSI quattro	162	05.13	PR: 1LJ										
	2.0 TFSI quattro	165	09.12	PR: 1LJ										
	3.0 TDI quattro	155	11.08	PR: 1LJ										
3.0 TDI quattro	176	11.08	PR: 1LJ											
3.0 TDI quattro	180	09.12	PR: 1LJ											
3.0 TDI quattro	190	11.13	PR: 1LJ											
3.0 TFSI quattro	200	09.12	PR: 1LJ											
3.2 FSI quattro	199	11.08	PR: 1LJ											
	2.0 TDI	100	08.09	PR: 1LB,1LC,1LE,1LP	13.0460-4879.2	604879	1		25643 16,8 /WE 25643 17,0 /WE Warnkontakt L=332mm	BRE BRE				
	2.0 TDI	105	08.09	PR: 1LB,1LC,1LE,1LP	13.0470-4879.2	LD4879								
	2.0 TDI	110	05.13	PR: 1LB,1LC,1LE,1LP	24.8190-0068.2	620068								
	2.0 TDI quattro	100	08.09	PR: 1LB,1LC,1LE,1LP										
	2.0 TDI quattro	105	08.09	PR: 1LB,1LC,1LE,1LP										
	2.0 TDI quattro	110	05.13	PR: 1LB,1LC,1LE,1LP										
	2.0 TDI quattro	120	03.09	PR: 1LB,1LC,1LE,1LP										
	2.0 TDI quattro	125	03.09	PR: 1LB,1LC,1LE,1LP										
	2.0 TDI quattro	130	09.12	PR: 1LB,1LC,1LE,1LP										
	2.0 TFSI hybr.quattro	155	06.11	PR: 1LB,1LC,1LE,1LP										
	2.0 TFSI quattro	132	08.09	PR: 1LB,1LC,1LE,1LP										
	2.0 TFSI quattro	155	03.09	PR: 1LB,1LC,1LE,1LP										
	2.0 TFSI quattro	162	05.13	PR: 1LB,1LC,1LE,1LP										
	2.0 TFSI quattro	165	09.12	PR: 1LB,1LC,1LE,1LP										
	3.0 TDI quattro	155	03.09	PR: 1LB,1LC,1LE,1LP										
3.0 TDI quattro	176	03.09	PR: 1LB,1LC,1LE,1LP											
3.0 TDI quattro	180	09.12	PR: 1LB,1LC,1LE,1LP											
3.0 TDI quattro	190	11.13	PR: 1LB,1LC,1LE,1LP											
3.0 TFSI quattro	200	09.12	PR: 1LB,1LC,1LE,1LP											
3.2 FSI quattro	199	03.09	PR: 1LB,1LC,1LE,1LP											
	SQ5 TDI quattro	230	12.12	PR: 1LV,1ZK	13.0460-7281.2	607281	1		25160 20,3 +/WK Warnkontakt L=311,6mm	ATE				
	SQ5 TDI quattro	240	04.15	PR: 1LV,1ZK	24.8190-0301.2	620301								
	SQ5 TFSI quattro	260	05.13	PR: 1LV,1ZK										
	2.0 TDI	100	08.09	PR: 1LA	24.0130-0193.1	430193			320 30,0 28,0 V L +S +B 320 30,0 28,0 V L +S +B PD					
	2.0 TDI	105	08.09	PR: 1LA	24.0330-0193.1	530193								
	2.0 TDI quattro	100	08.09	PR: 1LA										
	2.0 TDI quattro	105	08.09	PR: 1LA										
	2.0 TDI quattro	120	03.09	PR: 1LA										
	2.0 TDI quattro	125	03.09	PR: 1LA										
	2.0 TFSI hybr.quattro	155	06.11	PR: 1LA										
	2.0 TFSI quattro	132	08.09	PR: 1LA										
	2.0 TFSI quattro	155	03.09	PR: 1LA										
	3.0 TDI quattro	155	03.09	PR: 1LA										
	3.0 TDI quattro	176	03.09	PR: 1LA										
	3.2 FSI quattro	199	03.09	PR: 1LA										
	2.0 TDI	100	07.11	PR: 1LA	24.0130-0221.1	430221							320 30,0 28,0 V L +S +B	
	2.0 TDI	105	07.11	PR: 1LA										
	2.0 TDI	110	05.13	PR: 1LA										
2.0 TDI quattro	100	07.11	PR: 1LA											
2.0 TDI quattro	105	07.11	PR: 1LA											
2.0 TDI quattro	110	05.13	PR: 1LA											
2.0 TDI quattro	120	07.11	PR: 1LA											
2.0 TDI quattro	125	07.11	PR: 1LA											
2.0 TDI quattro	130	09.12	PR: 1LA											
2.0 TFSI hybr.quattro	155	07.11	PR: 1LA											
2.0 TFSI quattro	132	07.11	PR: 1LA											
2.0 TFSI quattro	155	07.11	PR: 1LA											



¹⁾ spring dimension 46 mm / dimensioni molla 46 mm / dimension de ressort 46 mm / medida de muelle 46 mm

















AUDI Q5 (08-)

	2.0 TFSI quattro 162 2.0 TFSI quattro 165 3.0 TDI quattro 155 3.0 TDI quattro 176 3.0 TDI quattro 180 3.0 TDI quattro 190 3.0 TFSI quattro 200 3.2 FSI quattro 199		05.13 09.12 07.11 07.11 09.12 11.13 09.12 07.11	PR: 1LA PR: 1LA PR: 1LA PR: 1LA PR: 1LA PR: 1LA PR: 1LA PR: 1LA	24.0130-0221.1	430221		320 30,0 28,0 V L +S +B	
	2.0 TDI 100 2.0 TDI 105 2.0 TDI quattro 100 2.0 TDI quattro 105 2.0 TDI quattro 120 2.0 TDI quattro 125 2.0 TFSI hybr.quattro 155 2.0 TFSI quattro 132 2.0 TFSI quattro 155 3.0 TDI quattro 155 3.0 TDI quattro 176 3.2 FSI quattro 199		08.09 08.09 08.09 08.09 03.09 03.09 06.11 08.09 03.09 03.09 03.09 03.09	06.11 06.11 06.11 06.11 06.11 06.11 06.11 06.11 06.11 06.11 06.11 06.11	PR: 1LJ PR: 1LJ PR: 1LJ PR: 1LJ PR: 1LJ PR: 1LJ PR: 1LJ PR: 1LJ PR: 1LJ PR: 1LJ PR: 1LJ PR: 1LJ	24.0129-0102.1	429102	345 29,5 28,0 V L +S +B	
	2.0 TDI 100 2.0 TDI 105 2.0 TDI 110 2.0 TDI quattro 100 2.0 TDI quattro 105 2.0 TDI quattro 110 2.0 TDI quattro 120 2.0 TDI quattro 125 2.0 TDI quattro 130 2.0 TFSI hybr.quattro 155 2.0 TFSI quattro 132 2.0 TFSI quattro 155 2.0 TFSI quattro 162 2.0 TFSI quattro 165 3.0 TDI quattro 155 3.0 TDI quattro 176 3.0 TDI quattro 180 3.0 TDI quattro 190 3.0 TFSI quattro 200 3.2 FSI quattro 199		07.11 07.11 05.13 08.09 08.09 05.13 07.11 07.11 09.12 07.11 07.11 07.11 05.13 09.12 07.11 07.11 09.12 07.11 07.11 05.13 09.12 07.11 07.11 09.12 07.11 09.12 11.13 09.12 07.11	PR: 1LJ PR: 1LJ	24.0130-0222.1	430222	345 30,0 28,0 V L +S +B		
	2.0 TDI 100 2.0 TDI 105 2.0 TDI 110 2.0 TDI quattro 100 2.0 TDI quattro 105 2.0 TDI quattro 110 2.0 TDI quattro 120 2.0 TDI quattro 125 2.0 TDI quattro 130 2.0 TFSI hybr.quattro 155 2.0 TFSI quattro 132 2.0 TFSI quattro 155 2.0 TFSI quattro 162 2.0 TFSI quattro 165 3.0 TDI quattro 155 3.0 TDI quattro 176 3.0 TDI quattro 180 3.0 TDI quattro 190 3.0 TFSI quattro 200 3.2 FSI quattro 199		08.09 08.09 05.13 08.09 08.09 05.13 03.09 03.09 09.12 06.11 08.09 03.09 05.13 09.12 03.09 03.09 09.12 09.12 09.12 09.12 09.12 09.12 09.12 09.12 09.12 09.12 09.12 03.09	PR: 1LE,1LP,1ZT PR: 1LE,1LP,1ZT	24.0130-0222.1	430222	345 30,0 28,0 V L +S +B		
	2.0 TDI 100 2.0 TDI 105 2.0 TDI 110 2.0 TDI quattro 100 2.0 TDI quattro 105 2.0 TDI quattro 110 2.0 TDI quattro 120 2.0 TDI quattro 125 2.0 TDI quattro 130 2.0 TFSI hybr.quattro 155 2.0 TFSI quattro 132 2.0 TFSI quattro 155 2.0 TFSI quattro 162 2.0 TFSI quattro 165 3.0 TDI quattro 155 3.0 TDI quattro 176 3.0 TDI quattro 180 3.0 TDI quattro 190 3.0 TFSI quattro 200 3.2 FSI quattro 199		08.09 08.09 05.13 08.09 08.09 05.13 03.09 03.09 09.12 06.11 08.09 03.09 05.13 09.12 03.09 03.09 09.12 09.12 09.12 09.12 09.12 09.12 09.12 09.12 09.12 09.12 09.12 03.09	PR: 1ZB PR: 1ZB	24.0130-0221.1	430221	320 30,0 28,0 V L +S +B		
	2.0 TDI 100 2.0 TDI 105 2.0 TDI 110 2.0 TDI quattro 100 2.0 TDI quattro 105 2.0 TDI quattro 110 2.0 TDI quattro 120 2.0 TDI quattro 125 2.0 TDI quattro 130 2.0 TFSI hybr.quattro 155 2.0 TFSI quattro 132 2.0 TFSI quattro 155 2.0 TFSI quattro 162 2.0 TFSI quattro 165 3.0 TDI quattro 155 3.0 TDI quattro 176 3.0 TDI quattro 180 3.0 TDI quattro 190 3.0 TFSI quattro 200 3.2 FSI quattro 199		08.09 08.09 05.13 08.09 08.09 05.13 09.12 03.09 03.09 08.09 08.09 05.13 09.12 03.09 03.09 09.12 09.12 09.12 09.12 09.12 08.09 08.09 05.13 09.12 03.09 03.09	PR: 1KW,2EK PR: 1KW,2EK	13.0460-2747.2 13.0470-2747.2	602747 LD2747	elektrische Feststellbremse ¹⁾ elektrische Feststellbremse ¹⁾	24606 17,4 +/Zub/S 24606 17,4 +/Zub/S	LUC LUC
















¹⁾ electric parking brake / fr.di stazionamento elettrico / frein à main électrique / freno de mano eléctrico

AUDI Q5 (08-)											
	2.0 TDI quattro	125		03.09	PR: 1KW,2EK	13.0460-2747.2	602747		elektrische Feststellbremse ¹⁾	24606 17,4 +/Zub/S	LUC
	2.0 TDI quattro	130		09.12	PR: 1KW,2EK	13.0470-2747.2	LD2747		elektrische Feststellbremse ¹⁾	24606 17,4 +/Zub/S	LUC
	2.0 TFSI hybr.quattro	155		06.11	PR: 1KW,2EK						
	2.0 TFSI quattro	132		08.09	PR: 1KW,2EK						
	2.0 TFSI quattro	155		03.09	PR: 1KW,2EK						
	2.0 TFSI quattro	162		05.13	PR: 1KW,2EK						
	2.0 TFSI quattro	165		09.12	PR: 1KW,2EK						
	3.0 TDI quattro	155		03.09	PR: 1KW,2EK						
	3.0 TDI quattro	176		03.09	PR: 1KW,2EK						
	3.0 TDI quattro	180		09.12	PR: 1KW,2EK						
	3.0 TDI quattro	190		11.13	PR: 1KW,2EK						
	3.0 TFSI quattro	200		09.12	PR: 1KW,2EK						
	3.2 FSI quattro	199		03.09	PR: 1KW,2EK						
	2.0 TDI	100		08.09	PR: 1KE,2EL	13.0460-2748.2	602748		elektrische Feststellbremse ¹⁾	24606 17,4 +/Zub/S	LUC
	2.0 TDI	105		08.09	PR: 1KE,2EL	13.0470-2748.2	LD2748		elektrische Feststellbremse ¹⁾	24606 17,4 +/Zub/S	LUC
2.0 TDI	110		05.13	PR: 1KE,2EL							
2.0 TDI quattro	100		08.09	PR: 1KE,2EL							
2.0 TDI quattro	105		08.09	PR: 1KE,2EL							
2.0 TDI quattro	110		05.13	PR: 1KE,2EL							
2.0 TDI quattro	120		03.09	PR: 1KE,2EL							
2.0 TDI quattro	125		03.09	PR: 1KE,2EL							
2.0 TDI quattro	125		03.09	PR: 1KE,2EL							
2.0 TDI quattro	130		09.12	PR: 1KE,2EL							
2.0 TFSI hybr.quattro	155		06.11	PR: 1KE,2EL							
2.0 TFSI quattro	132		08.09	PR: 1KE,2EL							
2.0 TFSI quattro	155		03.09	PR: 1KE,2EL							
2.0 TFSI quattro	162		05.13	PR: 1KE,2EL							
2.0 TFSI quattro	165		09.12	PR: 1KE,2EL							
3.0 TDI quattro	155		03.09	PR: 1KE,2EL							
3.0 TDI quattro	176		03.09	PR: 1KE,2EL							
3.0 TDI quattro	180		09.12	PR: 1KE,2EL							
3.0 TDI quattro	190		11.13	PR: 1KE,2EL							
3.0 TFSI quattro	200		09.12	PR: 1KE,2EL							
3.2 FSI quattro	199		03.09	PR: 1KE,2EL							
SQ5 TDI quattro	230		12.12	PR: 1KF,2EJ							
SQ5 TDI quattro	240		04.15	PR: 1KF,2EJ							
SQ5 TFSI quattro	260		05.13	PR: 1KF,2EJ							
	2.0 TDI	100		08.09	PR: 1KW,2EK	24.0112-0178.1	412178		elektrische Feststellbremse ¹⁾	300 12,0 10,0 +S +B	
	2.0 TDI	105		08.09	PR: 1KW,2EK	24.0312-0178.1	512178		elektrische Feststellbremse ¹⁾	300 12,0 10,0 +S +B PD	
	2.0 TDI	110		05.13	PR: 1KW,2EK						
	2.0 TDI quattro	100		08.09	PR: 1KW,2EK						
	2.0 TDI quattro	105		08.09	PR: 1KW,2EK						
	2.0 TDI quattro	110		05.13	PR: 1KW,2EK						
	2.0 TDI quattro	120		03.09	PR: 1KW,2EK						
	2.0 TDI quattro	125		03.09	PR: 1KW,2EK						
	2.0 TDI quattro	130		09.12	PR: 1KW,2EK						
	2.0 TFSI hybr.quattro	155		06.11	PR: 1KW,2EK						
	2.0 TFSI quattro	132		08.09	PR: 1KW,2EK						
	2.0 TFSI quattro	155		03.09	PR: 1KW,2EK						
	2.0 TFSI quattro	162		05.13	PR: 1KW,2EK						
	2.0 TFSI quattro	165		09.12	PR: 1KW,2EK						
	3.0 TDI quattro	155		03.09	PR: 1KW,2EK						
3.0 TDI quattro	176		03.09	PR: 1KW,2EK							
3.0 TDI quattro	180		09.12	PR: 1KW,2EK							
3.0 TDI quattro	190		11.13	PR: 1KW,2EK							
3.0 TFSI quattro	200		09.12	PR: 1KW,2EK							
3.2 FSI quattro	199		03.09	PR: 1KW,2EK							
2.0 TDI	100		08.09	10.10 PR: 1KE	24.0122-0250.1	422250		elektrische Feststellbremse ¹⁾	330 22,0 20,0 V L +S +B		
2.0 TDI	105		08.09	10.10 PR: 1KE							
2.0 TDI quattro	100		08.09	10.10 PR: 1KE							
2.0 TDI quattro	105		08.09	10.10 PR: 1KE							
2.0 TDI quattro	120		03.09	10.10 PR: 1KE							
2.0 TDI quattro	125		03.09	10.10 PR: 1KE							
2.0 TFSI quattro	132		08.09	10.10 PR: 1KE							
2.0 TFSI quattro	155		03.09	10.10 PR: 1KE							
2.0 TFSI quattro	155		03.09	10.10 PR: 1KE							
3.0 TDI quattro	176		03.09	10.10 PR: 1KE							
3.2 FSI quattro	199		03.09	10.10 PR: 1KE							
2.0 TDI	100		11.10	PR: 1KE,2EL	24.0122-0272.1	422272		elektrische Feststellbremse ¹⁾	330 21,9 20,0 V L +S +B		
2.0 TDI	105		11.10	PR: 1KE,2EL							
2.0 TDI	110		05.13	PR: 1KE,2EL							
2.0 TDI quattro	100		11.10	PR: 1KE,2EL							
2.0 TDI quattro	105		11.10	PR: 1KE,2EL							
2.0 TDI quattro	110		05.13	PR: 1KE,2EL							
2.0 TDI quattro	120		11.10	PR: 1KE,2EL							
2.0 TDI quattro	125		11.10	PR: 1KE,2EL							
2.0 TDI quattro	130		09.12	PR: 1KE,2EL							
2.0 TFSI hybr.quattro	155		06.11	PR: 1KE,2EL							
2.0 TFSI quattro	132		11.10	PR: 1KE,2EL							
2.0 TFSI quattro	155		11.10	PR: 1KE,2EL							
2.0 TFSI quattro	162		05.13	PR: 1KE,2EL							
2.0 TFSI quattro	165		09.12	PR: 1KE,2EL							
3.0 TDI quattro	155		11.10	PR: 1KE,2EL							
3.0 TDI quattro	176		11.10	PR: 1KE,2EL							
3.0 TDI quattro	180		09.12	PR: 1KE,2EL							
3.0 TDI quattro	190		11.13	PR: 1KE,2EL							
3.0 TFSI quattro	200		09.12	PR: 1KE,2EL							
3.2 FSI quattro	199		11.10	PR: 1KE,2EL							



















¹⁾ electric parking brake / fr.di stazionamento elettrico / frein à main électrique / freno de mano eléctrico

								
AUDI Q5 (08-)								
	SQ5 TDI quattro SQ5 TDI quattro SQ5 TFSI quattro	230 240 260	12.12 04.15 05.13	PR: 1KF,2EJ PR: 1KF,2EJ PR: 1KF,2EJ	24.0122-0272.1 422272		elektrische Feststellbremse ¹⁾	330 21,9 20,0 V L +S +B
AUDI Q7 (06-15)								
	3.0 TDI 3.0 TDI 3.0 TDI 3.0 TDI 3.0 TDI 3.0 TDI 3.0 TDI 3.0 TFSI 3.6 FSI	150 155 165 171 176 180 200 200 206	05.10 03.06 06.09 03.06 11.07 05.11 03.15 05.10 08.06	PR: 1LF PR: 1LF PR: 1LF PR: 1LF PR: 1LF PR: 1LF PR: 1LF PR: 1LF PR: 1LF	13.0460-4993.2 13.0470-4993.2 24.8190-0929.2	604993 LD4993 620929	2	23693 16,6 /WE 23693 16,6 /WE Warnkontakt L=417,4mm
	3.0 TFSI 4.2 FSI 4.2 TDI 6.0 TDI	245 257 240 368	05.10 03.06 03.07 09.08	PR: 1LF PR: 1LF PR: 1LF PR: 1LF	13.0460-4993.2 24.8190-0929.2	604993 620929	2	23693 16,6 /WE Warnkontakt L=417,4mm
	3.0 TDI 3.0 TDI 3.0 TDI 3.0 TDI 3.0 TDI 3.0 TDI 3.0 TDI 3.0 TFSI 3.0 TFSI 3.6 FSI 4.2 FSI 4.2 TDI 6.0 TDI	150 155 165 171 176 180 200 200 245 206 257 240 368	05.10 03.06 06.09 03.06 11.07 05.11 03.15 05.10 05.10 08.06 03.06 03.07 09.08	PR: 1LW PR: 1LW PR: 1LW PR: 1LW PR: 1LW PR: 1LW PR: 1LW PR: 1LW PR: 1LW PR: 1LW PR: 1LW PR: 1LW	24.8190-0011.2	620011	2	Warnkontakt L=362,5mm
	3.0 TDI 3.0 TDI 3.0 TDI 3.0 TDI 3.0 TDI 3.0 TDI 3.0 TDI 3.0 TFSI 3.0 TFSI 3.6 FSI 4.2 FSI 4.2 TDI 6.0 TDI	150 155 165 171 176 180 200 200 245 206 257 240 368	05.10 03.06 06.09 03.06 11.07 05.11 03.15 05.10 05.10 08.06 03.06 03.07 09.08	PR: 1LF PR: 1LF PR: 1LF PR: 1LF PR: 1LF PR: 1LF PR: 1LF PR: 1LF PR: 1LF PR: 1LF PR: 1LF PR: 1LF	24.0134-0123.1 24.0134-0124.1	434123 434124	<input type="checkbox"/> <input type="checkbox"/>	350 34,0 32,0 V L +B 350 34,0 32,0 V L +B
	3.0 TDI 3.0 TDI 3.0 TDI 3.0 TDI 3.0 TDI 3.0 TDI 3.0 TDI 3.0 TFSI 3.0 TFSI 3.6 FSI 4.2 FSI 4.2 TDI 6.0 TDI	150 155 165 171 176 180 200 200 245 206 257 240 368	05.10 03.06 06.09 03.06 11.07 05.10 05.10 05.10 05.10 08.06 03.06 03.07 09.08	05.10 05.10 05.10 05.10 05.10 05.10 05.10 05.10 05.10 05.10 05.10 05.10	24.0711-5401.3 24.0711-5402.3	360330 360331	<input type="checkbox"/> <input type="checkbox"/>	Radsensor Radsensor
	3.0 TDI 3.0 TDI 3.0 TDI 3.0 TDI 3.0 TDI 3.0 TDI 3.0 TDI 3.0 TFSI 3.0 TFSI 3.6 FSI 4.2 FSI 4.2 TDI	150 155 165 171 176 180 200 200 245 206 257 240	06.10 06.10 06.10 06.10 06.10 05.11 03.15 06.10 06.10 06.10 06.10 06.10		24.0711-5403.3	360361	2 <input type="checkbox"/>	Radsensor
	3.0 TDI 3.0 TDI 3.0 TDI 3.0 TDI 3.0 TDI 3.0 TDI 3.0 TDI 3.0 TFSI 3.0 TFSI 3.6 FSI 4.2 FSI 4.2 TDI 6.0 TDI	150 155 165 171 176 180 200 200 245 206 257 240 368	05.10 03.06 06.09 03.06 11.07 05.11 03.15 05.10 05.10 08.06 03.06 03.07 09.08	PR: 1KF,2EA PR: 1KF,2EA PR: 1KF,2EA PR: 1KF,2EA PR: 1KF,2EA PR: 1KF,2EA PR: 1KF,2EA PR: 1KF,2EA PR: 1KF,2EA PR: 1KF,2EA PR: 1KF,2EA PR: 1KF,2EA	13.0460-4976.2 13.0470-4976.2 24.8190-0930.2	604976 LD4976 620930	2	23694 16,7 /WE 23694 16,7 /WE Warnkontakt L=252,4mm
	3.0 TDI 3.0 TDI 3.0 TDI 3.0 TDI 3.0 TDI 3.0 TDI	150 155 165 171 176 180	05.10 03.06 06.09 03.06 11.07 05.11	PR: 1KD PR: 1KD PR: 1KD PR: 1KD PR: 1KD PR: 1KD	13.0460-4850.2 13.0470-4850.2 24.8190-0937.2	604850 LD4850 620937	2	24296 15,5 /WE 24296 15,5 /WE Warnkontakt L=237,4mm

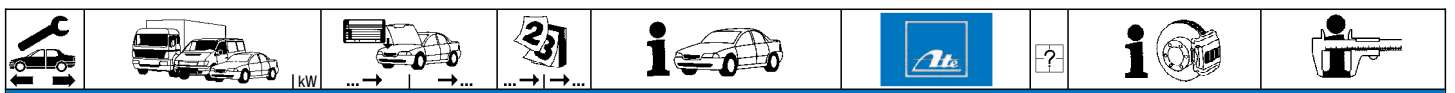
¹⁾ electric parking brake / fr.di stazionamento elettrico / frein à main électrique / freno de mano eléctrico

								
AUDI Q7 (06-15)								
	3.0 TDI	200	03.15	PR: 1KD	13.0460-4850.2	604850	2	24296 15,5 /WE 24296 15,5 /WE Warnkontakt L=237,4mm
	3.0 TFSI	200	05.10	PR: 1KD	13.0470-4850.2	LD4850		
	3.0 TFSI	245	05.10	PR: 1KD	24.8190-0937.2	620937		
	3.6 FSI	206	08.06	PR: 1KD				
	4.2 FSI	257	03.06	PR: 1KD				
	4.2 TDI	240	03.07	PR: 1KD				
	6.0 TDI	368	09.08	PR: 1KD				
	3.0 TDI	150	05.10	PR: 2EF	24.8190-0012.2	620012		
	3.0 TDI	155	03.06	PR: 2EF				
	3.0 TDI	165	06.09	PR: 2EF				
	3.0 TDI	171	03.06	PR: 2EF				
	3.0 TDI	176	11.07	PR: 2EF				
	3.0 TDI	180	05.11	PR: 2EF				
	3.0 TDI	200	03.15	PR: 2EF				
3.0 TFSI	200	05.10	PR: 2EF					
3.0 TFSI	245	05.10	PR: 2EF					
3.6 FSI	206	08.06	PR: 2EF					
4.2 FSI	257	03.06	PR: 2EF					
4.2 TDI	240	03.07	PR: 2EF					
6.0 TDI	368	09.08	PR: 2EF					
	3.0 TDI	150	05.10	PR: 1KF	24.0128-0149.1	428149		330 28,0 26,0 V L +B
	3.0 TDI	155	03.06	PR: 1KF				
	3.0 TDI	165	06.09	PR: 1KF				
	3.0 TDI	171	03.06	PR: 1KF				
	3.0 TDI	176	11.07	PR: 1KF				
	3.0 TDI	180	05.11	PR: 1KF				
	3.0 TDI	200	03.15	PR: 1KF				
	3.0 TFSI	200	05.10	PR: 1KF				
	3.0 TFSI	245	05.10	PR: 1KF				
	3.6 FSI	206	08.06	PR: 1KF				
	4.2 FSI	257	03.06	PR: 1KF				
	4.2 TDI	240	03.07	PR: 1KF				
	6.0 TDI	368	09.08	PR: 1KF				
	3.0 TDI	150	05.10	PR: 1KD,2EA	24.0128-0169.1	428169		
3.0 TDI	155	03.06	PR: 1KD,2EA					
3.0 TDI	165	06.09	PR: 1KD,2EA					
3.0 TDI	171	03.06	PR: 1KD,2EA					
3.0 TDI	176	11.07	PR: 1KD,2EA					
3.0 TDI	180	05.11	PR: 1KD,2EA					
3.0 TDI	200	03.15	PR: 1KD,2EA					
3.0 TFSI	200	05.10	PR: 1KD,2EA					
3.0 TFSI	245	05.10	PR: 1KD,2EA					
3.6 FSI	206	08.06	PR: 1KD,2EA					
4.2 FSI	257	03.06	PR: 1KD,2EA					
4.2 TDI	240	03.07	PR: 1KD,2EA					
6.0 TDI	368	09.08	PR: 1KD,2EA					
	3.0 TDI	150	05.10		24.0711-5401.3	360330	☐ ☐	Radsensor Radsensor
	3.0 TDI	155	03.06		24.0711-5402.3	360331		
	3.0 TDI	165	06.09					
	3.0 TDI	171	03.06					
	3.0 TDI	176	11.07					
	3.0 TDI	180	05.11					
	3.0 TDI	200	03.15					
	3.0 TFSI	200	05.10					
	3.0 TFSI	245	05.10					
	3.6 FSI	206	08.06					
	4.2 FSI	257	03.06					
	4.2 TDI	240	03.07					
	6.0 TDI	368	09.08					
		3.0 TDI	150	05.10	PR: 1KF,2EA,1KD,2EF	03.0137-0451.2		
3.0 TDI		155	03.06	PR: 1KF,2EA,1KD,2EF	03.0137-9288.2	669288		
3.0 TDI		165	06.09	PR: 1KF,2EA,1KD,2EF				
3.0 TDI		171	03.06	PR: 1KF,2EA,1KD,2EF				
3.0 TDI		176	11.07	PR: 1KF,2EA,1KD,2EF				
3.0 TDI		180	05.11	PR: 1KF,2EA,1KD,2EF				
3.0 TDI		200	03.15	PR: 1KF,2EA,1KD,2EF				
3.0 TFSI		200	05.10	PR: 1KF,2EA,1KD,2EF				
3.0 TFSI		245	05.10	PR: 1KF,2EA,1KD,2EF				
3.6 FSI		206	08.06	PR: 1KF,2EA,1KD,2EF				
4.2 FSI		257	03.06	PR: 1KF,2EA,1KD,2EF				
4.2 TDI		240	03.07	PR: 1KF,2EA,1KD,2EF				
6.0 TDI		368	09.08	PR: 1KF,2EA,1KD,2EF				
AUDI Q7 (15-)								
	3.0 TDI	183	06.15	PR: 2ED,2EE	24.0122-0272.1	422272		elektrische Feststellbremse ¹⁾
	3.0 TDI	200	06.15	PR: 2ED,2EE				
	3.0 TFSI	245	06.15	PR: 2ED,2EE				
AUDI R8 / R8 Spyder (07-15)								
	4.2 FSI quattro	309	04.07	PR: 1LE,1LW	24.8190-0017.2	620017	1	Warnkontakt L=388,3mm
	4.2 FSI quattro	316	07.10	PR: 1LE,1LW				
	5.2 FSI quattro	386	04.09	PR: 1LE,1LW				
	5.2 FSI quattro	419	07.12	PR: 1LE,1LW				
	5.2 FSI quattro GT	412	10.09	PR: 1LE,1LW				

¹⁾ electric parking brake / fr.di stazionamento elettrico / frein à main électrique / freno de mano eléctrico

										
AUDI TT Coupe (98-06)										
	1.8 T	110	09.02	06.06	PR: 1LD,1LT,1LV	13.0460-7081.2	607081		21911 20,3 +	ATE
	1.8 T	120	09.05	06.06	PR: 1LD,1LT,1LV	13.0470-7081.2	LD7081		21911 20,3 +	ATE
	1.8 T	132	10.98	06.06	PR: 1LD,1LT,1LV	13.0460-7122.2	607122		23392 20,3 +/WK	ATE
	1.8 T	140	09.05	06.06	PR: 1LD,1LT,1LV	13.0470-7122.2	LD7122		23392 20,3 +/WK	ATE
	1.8 T quattro	132	10.98	06.06	PR: 1LD,1LT,1LV					
	1.8 T quattro	140	09.05	06.06	PR: 1LD,1LT,1LV					
	1.8 T quattro	165	10.98	06.06	PR: 1LD,1LT,1LV					
	1.8 T quattro	176	03.05	06.06	PR: 1LD,1LT,1LV					
	1.8 T	110	09.02	06.06	PR: 1LV	13.0460-7122.2	607122		23392 20,3 +/WK	ATE
	1.8 T	120	09.05	06.06	PR: 1LV	13.0470-7122.2	LD7122		23392 20,3 +/WK	ATE
	1.8 T	110	09.02	06.06	PR: 1LD,1LT,1LV	24.0125-0123.1	425123		310 25,0 22,0 V L +B	
	1.8 T	120	09.05	06.06	PR: 1LD,1LT,1LV	24.0325-0123.1	525123		310 25,0 22,0 V L +B PD	
	1.8 T	132	10.98	06.06	PR: 1LD,1LT,1LV					
	1.8 T	140	09.05	06.06	PR: 1LD,1LT,1LV					
	1.8 T quattro	132	10.98	06.06	PR: 1LD,1LT,1LV					
	1.8 T quattro	140	09.05	06.06	PR: 1LD,1LT,1LV					
	1.8 T quattro	165	10.98	06.06	PR: 1LD,1LT,1LV					
	1.8 T quattro	176	03.05	06.06	PR: 1LD,1LT,1LV					
	1.8 T quattro	184	04.03	06.06		13.0460-7183.2	607183		21484 20,5 +/WE	ATE
	3.2 quattro	184	04.03	06.06		24.8190-0106.2	620106	1	Warmkontakt L=270mm	
	1.8 T	110	09.02	06.06	PR: 1LD,1LT,1LV	24.0132-0166.2	432166	<input type="checkbox"/>	334 32,0 30,0 V L +B	
	1.8 T	120	09.05	06.06		24.0132-0165.2	432165	<input type="checkbox"/>	334 32,0 30,0 V L +B	
	1.8 T	132	10.98	06.06						
	1.8 T	140	09.05	06.06						
	1.8 T quattro	132	10.98	06.06						
	1.8 T quattro	140	09.05	06.06						
	1.8 T quattro	165	10.98	06.06						
	1.8 T quattro	176	03.05	06.06						
	1.8 T quattro	184	04.03	06.06						
	3.2 quattro	184	04.03	06.06						
	1.8 T	110	09.02	06.06	PR: 1KE,1KK,2EK	13.0460-2894.2	602894		20961 17,4 /Zub/S	LUC
	1.8 T	120	09.05	06.06	PR: 1KE,1KK,2EK	13.0470-2894.2	LD2894		20961 17,4 /Zub/S	LUC
	1.8 T	132	10.98	06.06	PR: 1KE,1KK,2EK	13.0460-0072.2	610072		Belagsatz-Zubehör	LUC
	1.8 T	140	09.05	06.06	PR: 1KE,1KK,2EK					
	1.8 T quattro	132	10.98	06.06	PR: 1KE,1KK					
	1.8 T quattro	140	09.05	06.06	PR: 1KE,1KK					
	1.8 T quattro	165	10.98	06.06	PR: 1KE,1KK					
	1.8 T quattro	176	03.05	06.06	PR: 1KE,1KK					
	1.8 T quattro	184	04.03	06.06	PR: 1KE,1KK					
	3.2 quattro	184	04.03	06.06	PR: 1KE,1KK					
	1.8 T	110	09.02	06.06	PR: 1KF,2EH	13.0460-2820.2	602820		20961 17,6 /S	LUC
	1.8 T	120	09.05	06.06	PR: 1KF,2EH	13.0470-2820.2	LD2820		20961 17,6 /S	LUC
	1.8 T	132	10.98	06.06	PR: 1KF,2EH					
	1.8 T	140	09.05	06.06	PR: 1KF,2EH					
	1.8 T quattro	132	10.98	06.06	PR: 1KF,2EH					
	1.8 T quattro	140	09.05	06.06	PR: 1KF,2EH					
	1.8 T quattro	165	10.98	06.06	PR: 1KF,2EH					
	1.8 T quattro	176	03.05	06.06	PR: 1KF,2EH					
	1.8 T quattro	184	04.03	06.06	PR: 1KF,2EH					
	3.2 quattro	184	04.03	06.06	PR: 1KF,2EH					
	1.8 T	110	09.02	06.06	PR: 1KK,2EK	24.0109-0123.1	409123		230 9,0 7,0 +S +B	
	1.8 T	120	09.05	06.06	PR: 1KK,2EK	24.0309-0123.1	509123		230 9,0 7,0 +S +B PD	
	1.8 T	132	10.98	06.06	PR: 1KK,2EK					
	1.8 T	140	09.05	06.06	PR: 1KK,2EK					
	1.8 T quattro	132	10.98	06.06	PR: 1KE	24.0109-0133.1	409133		239 8,9 7,0 +S +B	
	1.8 T quattro	140	09.05	06.06	PR: 1KE	24.0309-0133.1	509133		239 8,9 7,0 +S +B PD	
	1.8 T quattro	165	10.98	06.06	PR: 1KE					
	1.8 T quattro	176	03.05	06.06	PR: 1KE					
	1.8 T quattro	184	04.03	06.06	PR: 1KE					
	3.2 quattro	184	04.03	06.06	PR: 1KE					
	1.8 T	110	09.02	06.06	PR: 1KF,2EH	24.0122-0163.1	422163		256 22,0 20,0 V L +B	
	1.8 T	120	09.05	06.06	PR: 1KF,2EH	24.0322-0163.1	522163		256 22,0 20,0 V L +B PD	
	1.8 T	132	10.98	06.06	PR: 1KF,2EH					
	1.8 T	140	09.05	06.06	PR: 1KF,2EH					
	1.8 T quattro	132	10.98	06.06	PR: 1KF,2EH					
	1.8 T quattro	140	09.05	06.06	PR: 1KF,2EH					
	1.8 T quattro	165	10.98	06.06	PR: 1KF,2EH					
	1.8 T quattro	176	03.05	06.06	PR: 1KF,2EH					
	1.8 T quattro	184	04.03	06.06	PR: 1KF,2EH					
	3.2 quattro	184	04.03	06.06	PR: 1KF,2EH					
	1.8 T	110	09.02	06.06		24.0741-1107.3	360042	2 <input type="checkbox"/>	Radsensor	
	1.8 T	120	09.05	06.06						
	1.8 T	132	10.98	06.06						
	1.8 T	140	09.05	06.06						
	1.8 T quattro	132	10.98	06.06		24.0711-1365.3	360172	2 <input type="checkbox"/>	Radsensor L=226	
	1.8 T quattro	140	09.05	06.06						
	1.8 T quattro	165	10.98	06.06						
	1.8 T quattro	176	03.05	06.06						
	1.8 T quattro	184	04.03	06.06						
	3.2 quattro	184	04.03	06.06						
AUDI TT Roadster (99-06)										
	1.8 T	110	01.01	06.06	PR: 1LD,1LT,1LV	13.0460-7081.2	607081		21911 20,3 +	ATE
	1.8 T	120	09.05	06.06	PR: 1LD,1LT,1LV	13.0470-7081.2	LD7081		21911 20,3 +	ATE
	1.8 T	132	04.99	06.06	PR: 1LD,1LT,1LV	13.0460-7122.2	607122		23392 20,3 +/WK	ATE
	1.8 T	140	09.05	06.06	PR: 1LD,1LT,1LV	13.0470-7122.2	LD7122		23392 20,3 +/WK	ATE
	1.8 T quattro	132	02.00	06.06	PR: 1LD,1LT,1LV					
	1.8 T quattro	140	09.05	06.06	PR: 1LD,1LT,1LV					
	1.8 T quattro	165	10.99	06.06	PR: 1LD,1LT,1LV					
	1.8 T	110	01.01	06.06	PR: 1LV	13.0460-7183.2	607183		21484 20,5 +/WE	ATE
	1.8 T	120	09.05	06.06	PR: 1LV					
	1.8 T	132	04.99	06.06	PR: 1LV					

1) two-piece brake disc / disco frenante in due parti / disque d.fr.en deux parties / disco de fr.de dos piezas



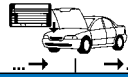














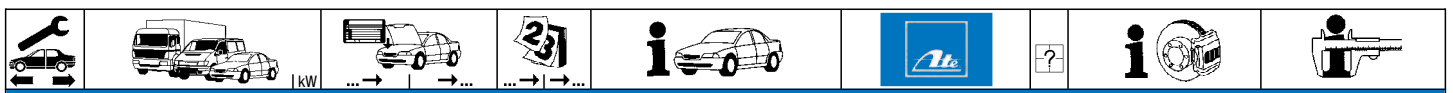
AUDI TT Roadster (99-06)												
	1.8 T	140		09.05	06.06	PR: 1LV	13.0460-7183.2	607183		21484 20,5 +/WE	ATE	
	1.8 T quattro	132		02.00	06.06	PR: 1LV						
	1.8 T quattro	140		09.05	06.06	PR: 1LV						
	1.8 T quattro	165		10.99	06.06	PR: 1LV						
	3.2 quattro	184		04.03	06.06		13.0460-7183.2	607183		21484 20,5 +/WE	ATE	
							24.8190-0106.2	620106	1	Warnkontakt L=270mm		
	1.8 T	110		01.01	06.06	PR: 1LD,1LT,1LV	24.0125-0123.1	425123		310 25,0 22,0 V L +B		
	1.8 T	120		09.05	06.06	PR: 1LD,1LT,1LV	24.0325-0123.1	525123		310 25,0 22,0 V L +B PD		
	1.8 T	132		04.99	06.06	PR: 1LD,1LT,1LV						
	1.8 T	140		09.05	06.06	PR: 1LD,1LT,1LV						
	1.8 T quattro	132		02.00	06.06	PR: 1LD,1LT,1LV						
	1.8 T quattro	140		09.05	06.06	PR: 1LD,1LT,1LV						
	1.8 T quattro	165		10.99	06.06	PR: 1LD,1LT,1LV						
	3.2 quattro	184		04.03	06.06		24.0132-0166.2	432166		334 32,0 30,0 V L +B		
							24.0132-0165.2	432165		334 32,0 30,0 V L +B		
	1.8 T	110		01.01	06.06		24.0711-1361.3	360022		Radsensor		
	1.8 T	120		09.05	06.06		24.0711-1362.3	360023		Radsensor		
	1.8 T	132		04.99	06.06							
	1.8 T	140		09.05	06.06							
	1.8 T quattro	132		02.00	06.06							
	1.8 T quattro	140		09.05	06.06							
	1.8 T quattro	165		10.99	06.06							
	3.2 quattro	184		04.03	06.06							
	1.8 T	110	8N5-011 000	01.01	06.06	PR: 1KE,1KF,1KK,2EH	13.0460-2894.2	602894		20961 17,4 /Zub/S	LUC	
	1.8 T	120	8N5-011 000	09.05	06.06	PR: 1KE,1KF,1KK,2EH	13.0470-2894.2	LD2894		20961 17,4 /Zub/S	LUC	
	1.8 T	132	8N5-011 000	04.99	06.06	PR: 1KE,1KF,1KK,2EH	13.0460-0072.2	610072		Belagsatz-Zubehör	LUC	
	1.8 T	140	8N5-011 000	09.05	06.06	PR: 1KE,1KF,1KK,2EH						
	1.8 T quattro	132	8N5-011 000	02.00	06.06	PR: 1KE,1KF,1KK,2EH						
	1.8 T quattro	140	8N5-011 000	09.05	06.06	PR: 1KE,1KF,1KK,2EH						
	1.8 T quattro	165	8N5-011 000	10.99	06.06	PR: 1KE,1KF,1KK,2EH						
	1.8 T quattro	184	8N5-011 000	04.03	06.06	PR: 1KE,1KF,1KK,2EH						
		1.8 T	110	8N5-011 001		06.06	PR: 1KE,1KF,1KK,2EH	13.0460-2886.2	602886		20961 16,2 /S	LUC
		1.8 T	120	8N5-011 001		06.06	PR: 1KE,1KF,1KK,2EH	13.0470-2886.2	LD2886		20961 16,2 /S	LUC
	1.8 T	132	8N5-011 001		06.06	PR: 1KE,1KF,1KK,2EH	13.0460-0072.2	610072		Belagsatz-Zubehör	LUC	
	1.8 T	140	8N5-011 001		06.06	PR: 1KE,1KF,1KK,2EH						
	1.8 T quattro	132	8N5-011 001		06.06	PR: 1KE,1KF,1KK,2EH						
	1.8 T quattro	140	8N5-011 001		06.06	PR: 1KE,1KF,1KK,2EH						
	1.8 T quattro	165	8N5-011 001		06.06	PR: 1KE,1KF,1KK,2EH						
	1.8 T quattro	184	8N5-011 001		06.06	PR: 1KE,1KF,1KK,2EH						
	1.8 T	110		01.01	06.06	PR: 2EK	13.0460-2894.2	602894		20961 17,4 /Zub/S	LUC	
	1.8 T	120		09.05	06.06	PR: 2EK	13.0470-2894.2	LD2894		20961 17,4 /Zub/S	LUC	
	1.8 T	132		04.99	06.06	PR: 2EK						
	1.8 T	140		09.05	06.06	PR: 2EK						
	1.8 T	110		01.01	06.06	PR: 1KK,2EK	24.0109-0123.1	409123		230 9,0 7,0 +S +B		
	1.8 T	120		09.05	06.06	PR: 1KK,2EK	24.0309-0123.1	509123		230 9,0 7,0 +S +B PD		
	1.8 T	132		04.99	06.06	PR: 1KK,2EK						
	1.8 T	140		09.05	06.06	PR: 1KK,2EK						
	1.8 T quattro	132		02.00	06.06	PR: 1KE	24.0109-0133.1	409133		239 8,9 7,0 +S +B		
	1.8 T quattro	140		09.05	06.06	PR: 1KE	24.0309-0133.1	509133		239 8,9 7,0 +S +B PD		
	1.8 T quattro	165		10.99	06.06	PR: 1KE						
	1.8 T quattro	184		04.03	06.06	PR: 1KE						
	1.8 T quattro	132		02.00	06.06	PR: 1KF,2EH	24.0122-0163.1	422163		256 22,0 20,0 V L +B		
	1.8 T quattro	140		09.05	06.06	PR: 1KF,2EH	24.0322-0163.1	522163		256 22,0 20,0 V L +B PD		
	1.8 T quattro	165		10.99	06.06	PR: 1KF,2EH						
	1.8 T quattro	184		04.03	06.06	PR: 1KF,2EH						
	1.8 T	110		01.01	06.06		24.0741-1107.3	360042	2	Radsensor		
	1.8 T	120		09.05	06.06							
	1.8 T	132		04.99	06.06							
	1.8 T	140		09.05	06.06							
	1.8 T quattro	132		02.00	06.06		24.0711-1365.3	360172	2	Radsensor L=226		
	1.8 T quattro	140		09.05	06.06							
	1.8 T quattro	165		10.99	06.06							
	3.2 quattro	184		04.03	06.06							

AUDI TT Coupe (06-14)											
	1.8 TFSI	118		06.08	06.14	PR: 1LJ,1LL	13.0460-7226.2	607226		23587 20,4 +/WK	ATE
	2.0 quattro	195		05.08	06.14	PR: 1LJ,1LL	13.0470-7226.2	LD7226		23587 20,4 +/WK	ATE
	2.0 TDI quattro	125		06.08	06.14	PR: 1LJ,1LL					
	2.0 TFSI	147		07.06	06.14	PR: 1LJ,1LL					
	2.0 TFSI	155		05.10	06.14	PR: 1LJ,1LL					
	2.0 TFSI quattro	147		05.08	06.14	PR: 1LJ,1LL					
	2.0 TFSI quattro	155		05.10	06.14	PR: 1LJ,1LL					
	3.2 quattro	184		07.06	06.14	PR: 1LJ,1LL					
	1.8 TFSI	118		06.08	06.14	PR: 1LK,1LM,1LN	13.0460-7227.2	607227		23801 20,3 +/WK	ATE
	2.0 quattro	195		05.08	06.14	PR: 1LK,1LM,1LN	13.0470-7227.2	LD7227		23801 20,4 +/WK	ATE
2.0 TDI quattro	125		06.08	06.14	PR: 1LK,1LM,1LN						
2.0 TFSI	147		07.06	06.14	PR: 1LK,1LM,1LN						
2.0 TFSI	155		05.10	06.14	PR: 1LK,1LM,1LN						
2.0 TFSI quattro	147		05.08	06.14	PR: 1LK,1LM,1LN						
2.0 TFSI quattro	155		05.10	06.14	PR: 1LK,1LM,1LN						
3.2 quattro	184		07.06	06.14	PR: 1LK,1LM,1LN						
TTS 2.0 TFSI	200		05.08	06.14	PR: 1LN						
RS 2.5 TFSI	250		05.09	06.14	PR: 1LA	13.0460-4833.2	604833		24098 17,1 /WE	BRE	
RS 2.5 TFSI plus	265		05.11	06.14	PR: 1LA	24.8190-0302.2	620302	1	Warnkontakt L=367,4mm		

1) two-piece brake disc / disco frenante in due parti / disque d.fr.en deux parties / disco de fr.de dos piezas



									
AUDI TT Coupe (06-14)									
	1.8 TFSI	118	06.08	06.14	PR: 1LJ,1LL	24.0125-0158.1	425158	312 25,0 22,0 V L +S +B 312 25,0 22,0 V L +S +B PD	
	2.0 quattro	195	05.08	06.14	PR: 1LJ,1LL	24.0325-0158.1	525158		
	2.0 TDI quattro	125	06.08	06.14	PR: 1LJ,1LL				
	2.0 TFSI	147	07.06	06.14	PR: 1LJ,1LL				
	2.0 TFSI	155	05.10	06.14	PR: 1LJ,1LL				
	2.0 TFSI quattro	147	05.08	06.14	PR: 1LJ,1LL				
	2.0 TFSI quattro	155	05.10	06.14	PR: 1LJ,1LL				
	3.2 quattro	184	07.06	06.14	PR: 1LJ,1LL				
	1.8 TFSI	118	06.08	06.14	PR: 1LK,1LM	24.0130-0187.1	430187		340 30,0 28,0 V L +S +B
	2.0 quattro	195	05.08	06.14	PR: 1LK,1LM				
	2.0 TDI quattro	125	06.08	06.14	PR: 1LK,1LM				
	2.0 TFSI	147	07.06	06.14	PR: 1LK,1LM				
2.0 TFSI	155	05.10	06.14	PR: 1LK,1LM					
2.0 TFSI quattro	147	05.08	06.14	PR: 1LK,1LM					
2.0 TFSI quattro	155	05.10	06.14	PR: 1LK,1LM					
3.2 quattro	184	07.06	06.14	PR: 1LK,1LM					
TTS 2.0 TFSI	200	05.08	06.14	PR: 1LK,1LM					
TTS 2.0 TFSI	200	05.08	06.14	PR: 1LN	24.0130-0219.1	430219	340 30,0 28,0 V L +S +B		
	1.8 TFSI	118	06.08	06.14		24.0711-5271.3	360301	Radsensor Radsensor	
	2.0 quattro	195	05.08	06.14		24.0711-5272.3	360302		
	2.0 TDI quattro	125	06.08	06.14					
	2.0 TFSI	147	07.06	06.14					
	2.0 TFSI	155	05.10	06.14					
	2.0 TFSI quattro	147	05.08	06.14					
	2.0 TFSI quattro	155	05.10	06.14					
	3.2 quattro	184	07.06	06.14					
	RS 2.5 TFSI	250	05.09	06.14					
	RS 2.5 TFSI plus	265	05.11	06.14					
TTS 2.0 TFSI	200	05.08	06.14						
	1.8 TFSI	118	06.08	06.14	PR: 1KZ,2ED	13.0460-2880.2	602880	23914 17,1 /WE/Zub/S LUC 23914 17,1 /WE/Zub/S LUC Belagsatz-Zubehör	
	2.0 quattro	195	05.08	06.14	PR: 1KJ,2EE	13.0470-2880.2	LD2880		
	2.0 TDI quattro	125	06.08	06.14	PR: 1KJ,2EE	13.0460-0259.2	610259		
	2.0 TFSI	147	07.06	06.14	PR: 1KZ,2ED				
	2.0 TFSI	155	05.10	06.14	PR: 1KJ,2EE				
	2.0 TFSI quattro	147	05.08	06.14	PR: 1KJ,2EE				
	2.0 TFSI quattro	155	05.10	06.14	PR: 1KJ,2EE				
	3.2 quattro	184	07.06	06.14	PR: 1KJ,2EE				
	TTS 2.0 TFSI	200	05.08	06.14	PR: 2ED,2EG				
	RS 2.5 TFSI	250	05.09	06.14		13.0460-2880.2	602880		23914 17,1 /WE/Zub/S LUC
	RS 2.5 TFSI plus	265	05.11	06.14					
		1.8 TFSI	118	06.08	06.14	PR: 1KZ,2ED	24.0112-0175.1		412175
2.0 quattro		195	05.08	06.14	PR: 1KJ,2EE				
2.0 TDI quattro		125	06.08	06.14	PR: 1KJ,2EE				
2.0 TFSI		147	07.06	06.14	PR: 1KZ,2ED				
2.0 TFSI		155	05.10	06.14	PR: 1KJ,2EE				
2.0 TFSI quattro		147	05.08	06.14	PR: 1KJ,2EE				
2.0 TFSI quattro		155	05.10	06.14	PR: 1KJ,2EE				
3.2 quattro		184	07.06	06.14	PR: 1KJ,2EE				
TTS 2.0 TFSI		200	05.08	06.14	PR: 2ED,2EG				
RS 2.5 TFSI		250	05.09	06.14		24.0122-0242.1	422242	310 22,0 20,0 V L +S +B	
RS 2.5 TFSI plus		265	05.11	06.14					
		1.8 TFSI	118	06.08	06.14		24.0711-6231.3	360305	Radsensor Radsensor
	2.0 TFSI	147	07.06	06.14		24.0711-6232.3	360306		
	2.0 TFSI	155	05.10	06.14					
	2.0 quattro	195	05.08	06.14		24.0711-5271.3	360301		
	2.0 TDI quattro	125	06.08	06.14		24.0711-5272.3	360302		
	2.0 TFSI quattro	147	05.08	06.14					
	2.0 TFSI quattro	155	05.10	06.14					
	3.2 quattro	184	07.06	06.14					
	RS 2.5 TFSI	250	05.09	06.14					
	RS 2.5 TFSI plus	265	05.11	06.14					
	TTS 2.0 TFSI	200	05.08	06.14					
	AUDI TT Roadster (07-14)								
	1.8 TFSI	118	06.08	06.14	PR: 1LJ,1LL	13.0460-7226.2	607226	23587 20,4 +/WK ATE 23587 20,4 +/WK ATE	
	2.0 quattro	195	05.08	06.14	PR: 1LJ,1LL	13.0470-7226.2	LD7226		
	2.0 TDI quattro	125	06.08	06.14	PR: 1LJ,1LL				
	2.0 TFSI	147	02.07	06.14	PR: 1LJ,1LL				
	2.0 TFSI	155	05.10	06.14	PR: 1LJ,1LL				
	2.0 TFSI quattro	147	05.08	06.14	PR: 1LJ,1LL				
	2.0 TFSI quattro	155	05.10	06.14	PR: 1LJ,1LL				
	3.2 quattro	184	02.07	06.14	PR: 1LJ,1LL				
	1.8 TFSI	118	06.08	06.14	PR: 1LK,1LM,1LN	13.0460-7227.2	607227		23801 20,3 +/WK ATE 23801 20,4 +/WK ATE
	2.0 quattro	195	05.08	06.14	PR: 1LK,1LM,1LN	13.0470-7227.2	LD7227		
	2.0 TDI quattro	125	06.08	06.14	PR: 1LK,1LM,1LN				
	2.0 TFSI	147	02.07	06.14	PR: 1LK,1LM,1LN				
2.0 TFSI	155	05.10	06.14	PR: 1LK,1LM,1LN					
2.0 TFSI quattro	147	05.08	06.14	PR: 1LK,1LM,1LN					
2.0 TFSI quattro	155	05.10	06.14	PR: 1LK,1LM,1LN					
3.2 quattro	184	02.07	06.14	PR: 1LK,1LM,1LN					
TTS 2.0 TFSI	200	05.08	06.14	PR: 1LN					
RS 2.5 TFSI	250	05.09	06.14	PR: 1LA	13.0460-4833.2	604833	24098 17,1 /WE BRE Warnkontakt L=367,4mm		
RS 2.5 TFSI plus	265	02.12	06.14	PR: 1LA	24.8190-0302.2	620302			



AUDI TT Roadster (07-14)

	1.8 TFSI	118	06.08	06.14	PR: 1LJ,1LL	24.0125-0158.1	425158		312 25,0 22,0 V L +S +B 312 25,0 22,0 V L +S +B PD
	2.0 quattro	195	05.08	06.14	PR: 1LJ,1LL	24.0325-0158.1	525158		
	2.0 TDI quattro	125	06.08	06.14	PR: 1LJ,1LL				
	2.0 TFSI	147	02.07	06.14	PR: 1LJ,1LL				
	2.0 TFSI	155	05.10	06.14	PR: 1LJ,1LL				
	2.0 TFSI quattro	147	05.08	06.14	PR: 1LJ,1LL				
	2.0 TFSI quattro	155	05.10	06.14	PR: 1LJ,1LL				
	3.2 quattro	184	02.07	06.14	PR: 1LJ,1LL				
	RS 2.5 TFSI	250	05.09	06.14	PR: 1LJ,1LL				
	TTS 2.0 TFSI	200	05.08	06.14	PR: 1LJ,1LL				
	1.8 TFSI	118	06.08	06.14	PR: 1LK,1LM	24.0130-0187.1	430187		340 30,0 28,0 V L +S +B
	2.0 quattro	195	05.08	06.14	PR: 1LK,1LM				
	2.0 TDI quattro	125	06.08	06.14	PR: 1LK,1LM				
	2.0 TFSI	147	02.07	06.14	PR: 1LK,1LM				
	2.0 TFSI	155	05.10	06.14	PR: 1LK,1LM				
	2.0 TFSI quattro	147	05.08	06.14	PR: 1LK,1LM				
	2.0 TFSI quattro	155	05.10	06.14	PR: 1LK,1LM				
	3.2 quattro	184	02.07	06.14	PR: 1LK,1LM				
	RS 2.5 TFSI	250	05.09	06.14	PR: 1LK,1LM				
	TTS 2.0 TFSI	200	05.08	06.14	PR: 1LK,1LM				
	1.8 TFSI	118	06.08	06.14	PR: 1LN	24.0130-0219.1	430219		340 30,0 28,0 V L +S +B
	2.0 quattro	195	05.08	06.14	PR: 1LN				
	2.0 TDI quattro	125	06.08	06.14	PR: 1LN				
	2.0 TFSI	147	02.07	06.14	PR: 1LN				
	2.0 TFSI	155	05.10	06.14	PR: 1LN				
	2.0 TFSI quattro	147	05.08	06.14	PR: 1LN				
	2.0 TFSI quattro	155	05.10	06.14	PR: 1LN				
	3.2 quattro	184	02.07	06.14	PR: 1LN				
	RS 2.5 TFSI	250	05.09	06.14	PR: 1LN				
	TTS 2.0 TFSI	200	05.08	06.14	PR: 1LN				
	1.8 TFSI	118	06.08	06.14	PR: 1KJ,2EE	24.0711-5271.3	360301		Radsensor Radsensor
	2.0 quattro	195	05.08	06.14	PR: 1KJ,2EE	24.0711-5272.3	360302		
	2.0 TDI quattro	125	06.08	06.14	PR: 1KJ,2EE				
	2.0 TFSI	147	02.07	06.14	PR: 1KJ,2EE				
	2.0 TFSI	155	05.10	06.14	PR: 1KJ,2EE				
	2.0 TFSI quattro	147	05.08	06.14	PR: 1KJ,2EE				
	2.0 TFSI quattro	155	05.10	06.14	PR: 1KJ,2EE				
	3.2 quattro	184	02.07	06.14	PR: 1KJ,2EE				
	RS 2.5 TFSI	250	05.09	06.14	PR: 1KJ,2EE				
	RS 2.5 TFSI plus	265	02.12	06.14	PR: 1KJ,2EE				
TTS 2.0 TFSI	200	05.08	06.14	PR: 1KJ,2EE					
	1.8 TFSI	118	06.08	06.14	PR: 1KZ,2ED	13.0460-2880.2	602880		23914 17,1 /WE/Zub/S LUC 23914 17,1 /WE/Zub/S LUC Belagsatz-Zubehör
	2.0 quattro	195	05.08	06.14	PR: 1KJ,2EE	13.0470-2880.2	LD2880		
	2.0 TDI quattro	125	06.08	06.14	PR: 1KJ,2EE	13.0460-0259.2	610259		
	2.0 TFSI	147	02.07	06.14	PR: 1KZ,2ED				
	2.0 TFSI	155	05.10	06.14	PR: 1KZ,2ED				
	2.0 TFSI quattro	147	05.08	06.14	PR: 1KJ,2EE				
	2.0 TFSI quattro	155	05.10	06.14	PR: 1KJ,2EE				
	3.2 quattro	184	02.07	06.14	PR: 1KJ,2EE				
	RS 2.5 TFSI	250	05.09	06.14	PR: 1KJ,2EE				
	RS 2.5 TFSI plus	265	02.12	06.14	PR: 1KJ,2EE				
TTS 2.0 TFSI	200	05.08	06.14	PR: 1KJ,2EE					
	1.8 TFSI	118	06.08	06.14	PR: 1KZ,2ED	24.0112-0175.1	412175		286 12,0 10,0 +S +B
	2.0 quattro	195	05.08	06.14	PR: 1KJ,2EE				
	2.0 TDI quattro	125	06.08	06.14	PR: 1KJ,2EE				
	2.0 TFSI	147	02.07	06.14	PR: 1KZ,2ED				
	2.0 TFSI	155	05.10	06.14	PR: 1KZ,2ED				
	2.0 TFSI quattro	147	05.08	06.14	PR: 1KJ,2EE				
	2.0 TFSI quattro	155	05.10	06.14	PR: 1KJ,2EE				
	3.2 quattro	184	02.07	06.14	PR: 1KJ,2EE				
	RS 2.5 TFSI	250	05.09	06.14	PR: 1KJ,2EE				
	RS 2.5 TFSI plus	265	02.12	06.14	PR: 1KJ,2EE				
TTS 2.0 TFSI	200	05.08	06.14	PR: 1KJ,2EE					
	1.8 TFSI	118	06.08	06.14	PR: 1KZ,2ED	24.0122-0242.1	422242		310 22,0 20,0 V L +S +B
	2.0 quattro	195	05.08	06.14	PR: 1KJ,2EE				
	2.0 TDI quattro	125	06.08	06.14	PR: 1KJ,2EE				
	2.0 TFSI	147	02.07	06.14	PR: 1KZ,2ED				
	2.0 TFSI	155	05.10	06.14	PR: 1KZ,2ED				
	2.0 TFSI quattro	147	05.08	06.14	PR: 1KJ,2EE				
	2.0 TFSI quattro	155	05.10	06.14	PR: 1KJ,2EE				
	3.2 quattro	184	02.07	06.14	PR: 1KJ,2EE				
	RS 2.5 TFSI	250	05.09	06.14	PR: 1KJ,2EE				
	RS 2.5 TFSI plus	265	02.12	06.14	PR: 1KJ,2EE				
TTS 2.0 TFSI	200	05.08	06.14	PR: 1KJ,2EE					
	1.8 TFSI	118	06.08	06.14	PR: 1KJ,2EE	24.0711-6231.3	360305		Radsensor Radsensor
	2.0 TFSI	147	02.07	06.14	PR: 1KJ,2EE	24.0711-6232.3	360306		
	2.0 TFSI	155	05.10	06.14	PR: 1KJ,2EE				
	2.0 quattro	195	05.08	06.14	PR: 1KJ,2EE	24.0711-5271.3	360301		
	2.0 TDI quattro	125	06.08	06.14	PR: 1KJ,2EE	24.0711-5272.3	360302		
	2.0 TFSI quattro	147	05.08	06.14	PR: 1KJ,2EE				
	2.0 TFSI quattro	155	05.10	06.14	PR: 1KJ,2EE				
	3.2 quattro	184	02.07	06.14	PR: 1KJ,2EE				
	RS 2.5 TFSI	250	05.09	06.14	PR: 1KJ,2EE				
	RS 2.5 TFSI plus	265	02.12	06.14	PR: 1KJ,2EE				
TTS 2.0 TFSI	200	05.08	06.14	PR: 1KJ,2EE					



















AUDI TT (14-)

	1.8 TFSI	132	07.15	PR: 1LJ,1ZD	13.0460-2785.2	602785	1	25683 20,4 +/WK/S LUC Warnkontakt L=172mm
	2.0 TDI	135	07.14	PR: 1LJ,1ZD	24.8190-0065.2	620065		
	2.0 TDI quattro	135	07.14	PR: 1LJ,1ZD				
	2.0 TFSI	169	07.14	PR: 1LJ,1ZD				
	2.0 TFSI quattro	169	07.14	PR: 1LJ,1ZD				
	2.0 TFSI quattro	215	07.15	PR: 1LJ,1ZD				
	TTS 2.0 quattro	210	02.15	PR: 1LJ,1ZD				
TTS 2.0 quattro	228	07.14	PR: 1LJ,1ZD	13.0460-2785.2	602785	1	25683 20,4 +/WK/S LUC Warnkontakt L=172mm	
2.0 TDI	135	07.14	PR: 1LJ,1ZD	24.8190-0065.2	620065			
2.0 TDI quattro	135	07.14	PR: 1LJ,1ZD					
2.0 TFSI	169	07.14	PR: 1LJ,1ZD					
2.0 TFSI quattro	169	07.14	PR: 1LJ,1ZD					
2.0 TFSI quattro	215	07.15	PR: 1LJ,1ZD	24.0125-0158.1	425158			
TTS 2.0 quattro	210	02.15	PR: 1LJ,1ZD	24.0325-0158.1	525158			
TTS 2.0 quattro	228	07.14	PR: 1LJ,1ZD					
	1.8 TFSI	132	07.15	PR: 1LJ,1ZD	24.0125-0158.1	425158		312 25,0 22,0 V L +S +B 312 25,0 22,0 V L +S +B PD
	2.0 TDI	135	07.14	PR: 1LJ,1ZD	24.0325-0158.1	525158		
	2.0 TDI quattro	135	07.14	PR: 1LJ,1ZD				
	2.0 TFSI	169	07.14	PR: 1LJ,1ZD				
	2.0 TFSI quattro	169	07.14	PR: 1LJ,1ZD				340 30,0 27,0 V L +S +B
	2.0 TFSI quattro	215	07.15	PR: 1LJ,1ZD				
	TTS 2.0 quattro	210	02.15	PR: 1LJ,1ZD				
	TTS 2.0 quattro	228	07.14	PR: 1LJ,1ZD				
	1.8 TFSI	132	07.15	PR: 1LK,1LH	24.0130-0225.1	430225		340 30,0 27,0 V L +S +B
	2.0 TDI	135	07.14	PR: 1LK,1LH				
	2.0 TDI quattro	135	07.14	PR: 1LK,1LH				

AUDI TT (14-)		BENTLEY ARNAGE		BENTLEY AZURE		BENTLEY CONTINENTAL		BMW 1er Reihe/E81/E87 Limousine (04-11)	
	2.0 TFSI 2.0 TFSI quattro 2.0 TFSI quattro TTS 2.0 quattro TTS 2.0 quattro	169 169 215 210 228	07.14 07.14 07.15 02.15 07.14	PR: 1LK,1LH PR: 1LK,1LH PR: 1LK,1LH PR: 1LK,1LH PR: 1LK,1LH	24.0130-0225.1	430225			340 30,0 27,0 V L +S +B
	1.8 TFSI 2.0 TDI 2.0 TDI quattro 2.0 TFSI 2.0 TFSI quattro 2.0 TFSI quattro TTS 2.0 quattro TTS 2.0 quattro	132 135 135 169 169 215 210 228	07.15 07.14 07.14 07.14 07.14 07.15 02.15 07.14		24.0711-5273.3 24.0711-5274.3	360303 360304			Radsensor Radsensor
	1.8 TFSI 2.0 TDI 2.0 TDI quattro 2.0 TFSI 2.0 TFSI quattro 2.0 TFSI quattro TTS 2.0 quattro TTS 2.0 quattro	132 135 135 169 169 215 210 228	07.15 07.14 07.14 07.14 07.14 07.15 02.15 07.14	PR: 1KZ PR: 1KZ PR: 1KZ PR: 1KZ PR: 1KZ PR: 1KZ PR: 1KZ PR: 1KZ	24.0110-0356.1	410356			272 9,7 8,0 +S +B
	1.8 TFSI 2.0 TDI 2.0 TDI quattro 2.0 TFSI 2.0 TFSI quattro 2.0 TFSI quattro TTS 2.0 quattro TTS 2.0 quattro	132 135 135 169 169 215 210 228	07.15 07.14 07.14 07.14 07.14 07.15 02.15 07.14	PR: 2EG,2EK PR: 2EG,2EK PR: 2EG,2EK PR: 2EG,2EK PR: 2EG,2EK PR: 2EG,2EK PR: 2EG,2EK PR: 2EG,2EK	24.0122-0219.1	422219			310 22,0 20,0 V L +B
	1.8 TFSI 2.0 TDI 2.0 TFSI 2.0 TDI quattro 2.0 TFSI quattro 2.0 TFSI quattro TTS 2.0 quattro TTS 2.0 quattro	132 135 169 135 169 215 210 228	07.15 07.14 07.14 07.14 07.14 07.15 02.15 07.14		24.0711-6337.3	360390	2		Radsensor
	2.0 TDI quattro 2.0 TFSI quattro 2.0 TFSI quattro TTS 2.0 quattro TTS 2.0 quattro	135 169 215 210 228	07.14 07.14 07.15 02.15 07.14		24.0711-5401.3 24.0711-5402.3	360330 360331			Radsensor Radsensor
BENTLEY ARNAGE									
	4.4 V8 6.8 V8		04.98 09.99		13.0460-7183.2	607183			21484 20,5 +/-WE ATE
BENTLEY AZURE									
	6.75 V8		08.99		13.0460-7183.2	607183			21484 20,5 +/-WE ATE
BENTLEY CONTINENTAL									
	6.0 6.75 V8		06.03 08.99		13.0460-7183.2	607183			21484 20,5 +/-WE ATE
	6.0 6.75 V8		06.03 08.99		13.0460-2888.2	602888			23326 17,4 /WE/S LUC
BMW 1er Reihe/E81/E87 Limousine (04-11)									
	120 d 120 i	120 110	09.04 09.04	02.07 + 5 türig ¹⁾ 12.05 + 5 türig ¹⁾	13.0460-7215.2 13.0470-7215.2 24.8190-0264.2	607215 LD7215 620264			- Performance Parts - Performance Parts Warnkontakt L=630mm
	116 d 116 i 116 i 116 i 118 d 118 d 118 i 118 i 120 i	85 85 90 90 105 105 105 110	03.09 09.04 09.07 01.09 09.04 04.07 09.04 04.07 01.06	02.10 08.07 12.08 02.10 03.07 02.10 03.07 02.10 03.07 + 5 türig ¹⁾	13.0460-2710.2 13.0470-2710.2 24.8190-0264.2	602710 LD2710 620264	1		- Performance Parts - Performance Parts Warnkontakt L=630mm
	116 d 116 d 116 i 118 d 118 i	66 85 90 105 105	01.11 03.10 03.10 03.10 03.10	12.11 05.11 05.11 05.11 05.11	13.0460-2710.2 13.0470-2710.2 24.8190-0284.2	602710 LD2710 620284	1		- Performance Parts - Performance Parts Warnkontakt L=650mm
	120 d 120 d 120 i 120 i	120 130 110 125	09.04 03.07 09.04 04.07	02.07 + 3 türig ²⁾ 02.10 03.07 + 3 türig ²⁾ 02.10	13.0460-7216.2 13.0470-7216.2 24.8190-0264.2	607216 LD7216 620264	1		- Performance Parts - Performance Parts Warnkontakt L=630mm
	120 d 120 i	130 125	03.10 03.10	05.11 05.11	13.0460-7216.2 13.0470-7216.2 24.8190-0284.2	607216 LD7216 620284	1		- Performance Parts - Performance Parts Warnkontakt L=650mm
	123 d 130 i 130 i	150 190 195	10.07 03.05 09.05	02.10 08.05 02.10	13.0460-7223.2 13.0470-7223.2 24.8190-0267.2	607223 LD7223 620267	1		- Performance Parts - Performance Parts Warnkontakt L=679mm

¹⁾ + 5 door / + 5 porte / + 5 portes / + 5 puertas

²⁾ + 3 door / + 3 porte / + 3 portes / + 3 puertas

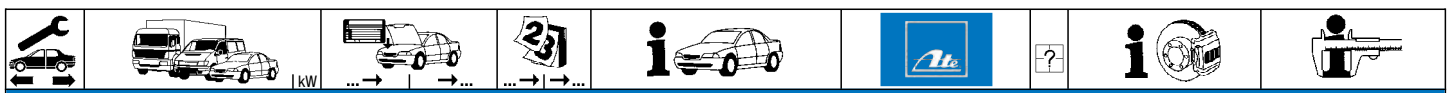
										
BMW 1er Reihe/E81/E87 Limousine (04-11)										
	123 d	150	03.10	05.11	13.0460-7223.2	607223	- Performance Parts	24536 20,3 +/WE	ATE	
	130 i	195	03.10	05.11	13.0470-7223.2	LD7223	- Performance Parts	24536 20,3 +/WE	ATE	
					24.8190-0287.2	620287	1	Warnkontakt L=723mm		
	116 d	66	01.11	12.11	13.0460-4848.2	604848	+ Performance Parts	24316 16,9 /WE	BRE	
	116 d	85	03.09	05.11	24.8190-0267.2	620267	1	Warnkontakt L=679mm		
	116 i	85	09.04	08.07						
	116 i	90	09.07	12.08						
	116 i	90	01.09	05.11						
	118 d	90	09.04	03.07						
	118 d	105	04.07	05.11						
	118 i	95	09.04	03.07						
	118 i	105	04.07	05.11						
	120 d	120	09.04	02.07						
	120 d	130	03.07	05.11						
	120 i	110	09.04	03.07						
	120 i	125	04.07	05.11						
123 d	150	10.07	05.11							
130 i	190	03.05	08.05							
130 i	195	09.05	05.11							
	116 d	66	01.11	12.11	24.0122-0239.1	422239	- Performance Parts	284 22,0 20,4 V L +S +B		
	116 d	85	03.09	05.11	24.0322-0239.1	522239	- Performance Parts	284 22,0 19,6 V L +S +B PD		
	116 i	85	09.04	08.07						
	116 i	90	09.07	12.08						
	116 i	90	01.09	05.11						
	118 d	90	09.04	03.07	+ 5 türig ¹⁾					
	118 i	95	09.04	03.07	+ 5 türig ¹⁾					
	118 d	90	09.04	03.07	+ 3 türig ²⁾	24.0122-0238.1	422238	- Performance Parts	292 22,0 20,4 V L +S +B	
	118 d	105	04.07	05.11		24.0322-0238.1	522238	- Performance Parts	292 22,0 19,6 V L +S +B PD	
	118 i	95	09.04	03.07	+ 3 türig ²⁾					
	118 i	105	04.07	05.11						
	120 d	120	09.04	02.07	+ 5 türig ¹⁾					
	120 i	110	09.04	03.07	+ 5 türig ¹⁾					
	120 d	120	09.04	02.07	+ 3 türig ²⁾	24.0124-0197.1	424197	- Performance Parts	300 24,0 22,4 V L +S +B	
	120 i	130	03.07	05.11		24.0324-0197.1	524197	- Performance Parts	300 24,0 21,6 V L +S +B PD	
	120 i	110	09.04	03.07	+ 3 türig ²⁾					
120 i	125	04.07	05.11							
123 d	150	10.07	05.11							
130 i	190	03.05	08.05							
130 i	195	09.05	05.11							
	116 d	66	01.11	12.11	24.0711-6198.3	360199	2 	Radsensor L=660		
	116 d	85	03.09	05.11						
	116 i	85	09.04	08.07						
	116 i	90	09.07	12.08						
	116 i	90	01.09	05.11						
	118 d	90	09.04	03.07						
	118 d	105	04.07	05.11						
	118 i	95	09.04	03.07						
	118 i	105	04.07	05.11						
	120 d	120	09.04	02.07						
	120 d	130	03.07	05.11						
	123 d	150	10.07	05.11						
	120 i	110	09.04	03.07		24.0711-6198.3	360199	2  - Aktivlenkung ³⁾	Radsensor L=660	
	120 i	125	04.07	05.11		24.0711-6197.3	360141	2  + Aktivlenkung ⁴⁾	Radsensor L=660	
	130 i	190	03.05	08.05		24.0711-6197.3	360141	2 	Radsensor L=660	
	130 i	195	09.05	05.11						
	116 d	85	03.09	02.10	13.0460-2713.2	602713	- Performance Parts	23623 17,4 +/WE/Zub/S LUC		
	116 i	85	09.04	08.07	13.0470-2713.2	LD2713	- Performance Parts	23623 17,4 +/WE/Zub/S LUC		
	116 i	90	09.07	12.08	24.8190-0265.2	620265	1	Warnkontakt L=1086mm		
	116 i	90	01.09	02.10						
	118 d	90	09.04	03.07	+ 5 türig ¹⁾					
	118 i	95	09.04	03.07						
	118 i	105	04.07	02.10						
	120 i	110	09.04	03.07						
	120 i	125	04.07	02.10						
	116 d	66	01.11	12.11	13.0460-2713.2	602713	- Performance Parts	23623 17,4 +/WE/Zub/S LUC		
	116 d	85	03.10	05.11	13.0470-2713.2	LD2713	- Performance Parts	23623 17,4 +/WE/Zub/S LUC		
	116 i	90	03.10	05.11	24.8190-0285.2	620285	1	Warnkontakt L=1107mm		
	118 i	105	03.10	05.11						
	120 i	125	03.10	05.11						
	118 d	90	09.04	03.07	+ 3 türig ²⁾	13.0460-7217.2	607217	- Performance Parts	23926 17,3 +/WE	ATE
	118 d	105	04.07	02.10		13.0470-7217.2	LD7217	- Performance Parts	23926 17,3 +/WE	ATE
120 d	120	09.04	02.07		24.8190-0265.2	620265	1	Warnkontakt L=1086mm		
120 d	130	03.07	02.10							
123 d	150	10.07	02.10							
130 i	190	03.05	08.05							
130 i	195	09.05	02.10							
118 d	105	03.10	05.11		13.0460-7217.2	607217	- Performance Parts	23926 17,3 +/WE	ATE	
120 d	130	03.10	05.11		13.0470-7217.2	LD7217	- Performance Parts	23926 17,3 +/WE	ATE	
123 d	150	03.10	05.11		24.8190-0285.2	620285	1	Warnkontakt L=1107mm		
130 i	195	03.10	05.11							
	116 d	66	01.11	12.11	24.0110-0314.1	410314	- Performance Parts	280 10,0 8,4 L +S +B		
	116 d	85	03.09	05.11	24.0310-0314.1	510314	- Performance Parts	280 10,0 7,6 L +B PD		
	116 i	85	09.04	08.07						
	116 i	90	09.07	12.08						
	116 i	90	01.09	05.11						

¹⁾ + 5 door / + 5 porte / + 5 portes / + 5 puertas

²⁾ + 3 door / + 3 porte / + 3 portes / + 3 puertas

³⁾ - active steering / - sterzo attivo / - direction active / - dirección activa

⁴⁾ + active steering / + sterzo attivo / + direction active / + dirección activa



BMW 1er Reihe/E81/E87 Limousine (04-11)

	118 d	90		09.04	03.07	+ 5 türig ¹⁾	24.0110-0314.1	410314	- Performance Parts	280 10,0 8,4 L +S +B
	118 i	95		09.04	03.07	+ 5 türig ¹⁾	24.0310-0314.1	510314	- Performance Parts	280 10,0 7,6 L +B PD
	118 d	90		09.04	03.07	+ 3 türig ²⁾	24.0120-0195.1	420195	- Performance Parts	300 20,0 18,4 V L +S +B
	118 d	105		04.07	05.11					
	120 d	120		09.04	02.07					
	120 d	130		03.07	05.11					
	118 i	95		09.04	03.07	+ 3 türig ²⁾	24.0110-0315.1	410315	- Performance Parts	296 10,4 8,9 L +S +B
	118 i	105		04.07	05.11					
	120 i	110		09.04	03.07					
	120 i	125		04.07	05.11					
	123 d	150		04.07	05.11		24.0120-0204.1	420204	- Performance Parts	300 20,0 18,4 V L +S +B
	130 i	190		03.05	08.05					
	130 i	195		09.05	05.11					
	116 d	66		01.11	12.11		24.0711-6158.3	360192	2	Radsensor L=954
	116 d	85		03.09	05.11					
	116 i	85		09.04	08.07					
	116 i	90		09.07	12.08					
	116 i	90		01.09	05.11					
	118 d	90		09.04	03.07					
	118 d	105		04.07	05.11					
	118 i	95		09.04	03.07					
	118 i	105		04.07	05.11					
	120 d	120		09.04	02.07		24.0711-6158.3	360192	2	Radsensor L=954
	120 d	130		03.07	05.11		24.0711-6418.3	360407	2	Radsensor L=954
	120 i	110		09.04	03.07					
	120 i	125		04.07	05.11					
	123 d	150		10.07	05.11		24.0711-5169.3	360266	2	Radsensor L=959
	130 i	190		03.05	08.05		24.0711-5191.3	360118	2	Radsensor L=959
	130 i	195		09.05	05.11					
	116 d	66		01.11	12.11		03.0137-0379.2	650379		161 x 20
	116 d	85		03.09	05.11		03.0137-9265.2	669265		Bremsbacken-Zubehör
	116 i	85		09.04	08.07		03.0137-9701.2	669701		Bremsbacken-Zubehör
	116 i	90		09.07	12.08		03.0137-9702.2	669702		Spreizschloß Satz
	116 i	90		01.09	05.11					
	118 d	90		09.04	03.07					
	118 d	105		04.07	05.11					
	118 i	95		09.04	03.07					
	118 i	105		04.07	05.11					
	120 d	120		09.04	02.07					
	120 d	130		03.07	05.11					
	120 i	110		09.04	03.07					
	120 i	125		04.07	05.11					
	123 d	150		10.07	05.11		03.0137-0305.2	650305		185 x 20
130 i	190		03.05	08.05		03.0137-9062.2	669062		Bremsbacken-Zubehör	
130 i	195		09.05	05.11		03.0137-9700.2	669700		Bremsbacken-Zubehör	
						03.0137-9702.2	669702		Spreizschloß Satz	

BMW 1er Reihe/E82 Coupe (07-13)

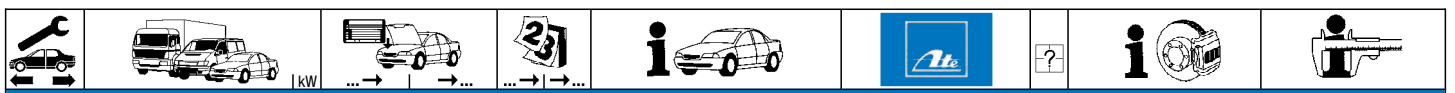
	118 d	105		09.09	02.10		13.0460-2710.2	602710	- Performance Parts	23915 17,6 +/WE/Zub/S LUC
	118 d	105		03.10	10.13		13.0470-2710.2	LD2710	- Performance Parts	23915 17,6 +/WE/Zub/S LUC
	120 d	130		10.07	02.10		13.0460-2710.2	602710	- Performance Parts	23915 17,6 +/WE/Zub/S LUC
	120 i	115		09.09	02.10		13.0470-2710.2	LD2710	- Performance Parts	23915 17,6 +/WE/Zub/S LUC
	120 i	125		09.09	02.10		24.8190-0264.2	620264	1	Warnkontakt L=630mm
	125 i	160		03.08	02.10					
	120 d	130		03.10	10.13		13.0460-7216.2	607216	- Performance Parts	23794 20,3 +/WE ATE
	120 i	115		03.10	10.13		13.0470-7216.2	LD7216	- Performance Parts	23794 20,3 +/WE ATE
	120 i	125		03.10	10.13		24.8190-0284.2	620284	1	Warnkontakt L=650mm
	125 i	160		03.10	10.13					
	123 d	150		10.07	02.10		13.0460-7223.2	607223	- Performance Parts	24536 20,3 +/WE ATE
	123 d	150		03.10	10.13		13.0470-7223.2	LD7223	- Performance Parts	24536 20,3 +/WE ATE
	123 d	150		03.10	10.13		24.8190-0284.2	620284	1	Warnkontakt L=650mm
	135 i	225		10.07	02.10		13.0460-4848.2	604848	- Performance Parts	24316 16,9 /WE BRE
	135 i	225		03.10	10.13		24.8190-0267.2	620267	1	Warnkontakt L=679mm
	135 i	225		03.10	10.13		13.0460-0238.2	610238		Belagsatz-Zubehör BRE
	M	250		05.11	10.13		13.0460-4848.2	604848	- Performance Parts	24316 16,9 /WE BRE
	118 d	105		09.09	10.13		24.8190-0267.2	620267	1	Warnkontakt L=659mm
	120 d	130		10.07	10.13		24.8190-0267.2	620267	1	Warnkontakt L=659mm
	120 i	115		09.09	10.13					
	120 i	125		09.09	10.13					
	123 d	150		10.07	10.13					
125 i	160		03.08	10.13						

¹⁾ + 5 door / + 5 porte / + 5 portes / + 5 puertas

²⁾ + 3 door / + 3 porte / + 3 portes / + 3 puertas

³⁾ - active steering / - sterzo attivo / - dirección activa / - dirección activa

⁴⁾ + active steering / + sterzo attivo / + dirección activa / + dirección activa



BMW 1er Reihe/E82 Coupe (07-13)
















	118 d	105		09.09	10.13	24.0122-0238.1	422238	- Performance Parts	292 22,0 20,4 V L +S +B
						24.0322-0238.1	522238	- Performance Parts	292 22,0 19,6 V L +S +B PD
	120 d	130		10.07	10.13	24.0124-0197.1	424197	- Performance Parts	300 24,0 22,4 V L +S +B
	120 i	115		09.09	10.13	24.0324-0197.1	524197	- Performance Parts	300 24,0 21,6 V L +S +B PD
	120 i	125		09.09	10.13				
	125 i	160		03.08	10.13				
	123 d	150		10.07	10.13	24.0124-0200.1	424200	- Performance Parts	330 24,0 22,4 V L +S +B
					24.0324-0200.1	524200	- Performance Parts	330 24,0 21,6 V L +S +B PD	
135 i	225		10.07	10.13	24.0126-0152.2	426152		338 25,9 24,4 V L +S +B	
M	250		05.11	10.13	24.0130-0214.2	430214		360 30,0 28,4 V L +S +B	
					24.0130-0213.2	430213		360 30,0 28,4 V L +S +B	
	118 d	105		09.09	10.13	24.0711-6198.3	360199	2	Radsensor L=660
	120 i	115		09.09	10.13				
	120 i	125		09.09	10.13				
	120 d	130		10.07	10.13	24.0711-6198.3	360199	2	Radsensor L=660
	123 d	150		10.07	10.13	24.0711-6197.3	360141	2	Radsensor L=660
	125 i	160		03.08	10.13	24.0711-6197.3	360141	2	Radsensor L=660
	135 i	225		10.07	10.13				
M	250		05.11	10.13	24.0711-6209.3	360352	2	Radsensor L=700	
	118 d	105		09.09	02.10	13.0460-7217.2	607217	- Performance Parts	23926 17,3 +/WE
	120 d	130		10.07	02.10	13.0470-7217.2	LD7217	- Performance Parts	23926 17,3 +/WE
	120 i	115		09.09	02.10	24.8190-0265.2	620265	1	Warnkontakt L=1086mm
	120 i	125		09.09	02.10				
	123 d	150		10.07	02.10				
	125 i	160		03.08	02.10				
	118 d	105		03.10	10.13	13.0460-7217.2	607217	- Performance Parts	23926 17,3 +/WE
	120 d	130		03.10	10.13	13.0470-7217.2	LD7217	- Performance Parts	23926 17,3 +/WE
	120 i	115		03.10	10.13	24.8190-0285.2	620285	1	Warnkontakt L=1107mm
	120 i	125		03.10	10.13				
	123 d	150		03.10	10.13				
	125 i	160		03.10	10.13				
	135 i	225		10.07	02.10	13.0460-4849.2	604849		24315 16,2 /WE
					24.8190-0265.2	620265	1	Warnkontakt L=1086mm	
135 i	225		03.10	10.13	13.0460-4849.2	604849		24315 16,2 /WE	
					24.8190-0285.2	620285	1	Warnkontakt L=1107mm	
M	250		05.11	10.13	13.0460-7169.2	607169		23309 17,3 +/WE	
					13.0470-7169.2	LD7169		23309 17,3 +/WE	
					24.8190-0265.2	620265	1	Warnkontakt L=1086mm	
	118 d	105		09.09	10.13	24.0120-0214.1	420214	- Performance Parts	300 20,0 18,4 V L +S +B
	120 d	130		10.07	10.13				
	120 i	115		09.09	10.13				
	120 i	125		09.09	10.13				
	125 i	160		03.08	10.13				
	123 d	150		10.07	10.13	24.0120-0215.1	420215	- Performance Parts	300 20,0 18,4 V L +S +B
	135 i	225		10.07	10.13	24.0122-0257.1	422257		324 22,0 20,4 V L +S +B
M	250		05.11	10.13	24.0124-0231.2	424231		350 24,0 22,4 V L +S +B	
					24.0124-0232.2	424232		350 24,0 22,4 V L +S +B	
	118 d	105		09.09	10.13	24.0711-6158.3	360192	2	Radsensor L=954
	120 i	115		09.09	10.13				
	120 i	125		09.09	10.13				
	120 d	130		10.07	10.13	24.0711-6158.3	360192	2	Radsensor L=954
						24.0711-6418.3	360407	2	Radsensor L=954
	125 i	160		03.08	10.13	24.0711-6418.3	360407	2	Radsensor L=954
	123 d	150		10.07	10.13	24.0711-5169.3	360266	2	Radsensor L=959
					24.0711-5191.3	360118	2	Radsensor L=959	
135 i	225		10.07	10.13	24.0711-5191.3	360118	2	Radsensor L=959	
M	250		05.11	10.13					
	118 d	105		09.09	10.13	03.0137-0379.2	650379		161 x 20
	120 d	130		10.07	10.13	03.0137-9265.2	669265		Bremsbacken-Zubehör
	120 i	115		09.09	10.13	03.0137-9701.2	669701		Bremsbacken-Zubehör
	120 i	125		09.09	10.13	03.0137-9702.2	669702		Spreizschloß Satz
	125 i	160		03.08	10.13				
	123 d	150		10.07	10.13	03.0137-0305.2	650305		185 x 20
	135 i	225		10.07	10.13	03.0137-9062.2	669062		Bremsbacken-Zubehör
M	250		05.11	10.13	03.0137-9700.2	669700		Bremsbacken-Zubehör	

BMW 1er Reihe/E88 Cabrio (08-13)

	118 d	105		09.08	02.10	13.0460-2710.2	602710	- Performance Parts	23915 17,6 +/WE/Zub/S LUC
	118 i	105		03.08	02.10	13.0470-2710.2	LD2710	- Performance Parts	23915 17,6 +/WE/Zub/S LUC
						24.8190-0264.2	620264	1	Warnkontakt L=630mm
	118 d	105		03.10	10.13	13.0460-2710.2	602710	- Performance Parts	23915 17,6 +/WE/Zub/S LUC
	118 i	105		03.10	10.13	13.0470-2710.2	LD2710	- Performance Parts	23915 17,6 +/WE/Zub/S LUC
						24.8190-0284.2	620284	1	Warnkontakt L=650mm
	120 d	130		03.08	02.10	13.0460-7216.2	607216	- Performance Parts	23794 20,3 +/WE
	120 d	145		03.08	02.10	13.0470-7216.2	LD7216	- Performance Parts	23794 20,3 +/WE
	120 i	115		03.08	02.10	24.8190-0264.2	620264	1	Warnkontakt L=630mm
	120 i	125		03.08	02.10				
	125 i	160		03.08	02.10				
	120 d	130		03.10	10.13	13.0460-7216.2	607216	- Performance Parts	23794 20,3 +/WE
	120 d	145		03.10	10.13	13.0470-7216.2	LD7216	- Performance Parts	23794 20,3 +/WE
	120 i	115		03.10	10.13	24.8190-0284.2	620284	1	Warnkontakt L=650mm
	120 i	125		03.10	10.13				
	125 i	160		03.10	10.13				

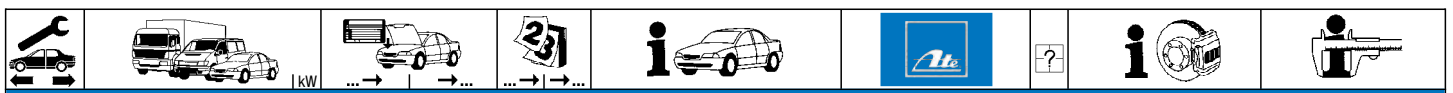
1) - active steering / - sterzo attivo / - direction active / - dirección activa
 2) + active steering / + sterzo attivo / + direction active / + dirección activa



										
BMW 1er Reihe/E88 Cabrio (08-13)										
	123 d	150		09.08	02.10	13.0460-7223.2 607223 13.0470-7223.2 LD7223 24.8190-0267.2 620267	1	- Performance Parts - Performance Parts	24536 20,3 +/WE 24536 20,3 +/WE Warnkontakt L=679mm	ATE ATE
	123 d	150		03.10	10.13	13.0460-7223.2 607223 13.0470-7223.2 LD7223 24.8190-0287.2 620287	1	- Performance Parts - Performance Parts	24536 20,3 +/WE 24536 20,3 +/WE Warnkontakt L=723mm	ATE ATE
	135 i	225		03.08	02.10	13.0460-4848.2 604848 24.8190-0267.2 620267	1		24316 16,9 /WE Warnkontakt L=679mm	BRE
	135 i	240		03.08	02.10	13.0460-0238.2 610238			Belagsatz-Zubehör	BRE
	135 i	225		03.10	10.13	13.0460-4848.2 604848 24.8190-0288.2 620288	1		24316 16,9 /WE Warnkontakt L=698mm	BRE
	135 i	240		03.10	10.13	13.0460-0238.2 610238			Belagsatz-Zubehör	BRE
	118 d	105		09.08	10.13	13.0460-4848.2 604848 24.8190-0267.2 620267	1	+ Performance Parts + Performance Parts	24316 16,9 /WE Warnkontakt L=679mm	BRE
	118 i	105		03.08	10.13					
	120 d	130		03.08	10.13					
	120 d	145		03.08	10.13					
120 i	115		03.08	10.13						
120 i	125		03.08	10.13						
123 d	150		09.08	10.13						
125 i	160		03.08	10.13						
	118 d	105		09.08	10.13	24.0122-0238.1 422238		- Performance Parts	292 22,0 22,0 V L +S +B	
	118 i	105		03.08	10.13	24.0322-0238.1 522238		- Performance Parts	292 22,0 19,6 V L +S +B PD	
	120 d	130		03.08	10.13	24.0124-0197.1 424197		- Performance Parts	300 24,0 22,4 V L +S +B	
	120 d	145		03.08	10.13	24.0324-0197.1 524197		- Performance Parts	300 24,0 21,6 V L +S +B PD	
	120 i	115		03.08	10.13					
	120 i	125		03.08	10.13					
	125 i	160		03.08	10.13					
	123 d	150		09.08	10.13	24.0124-0200.1 424200 24.0324-0200.1 524200		- Performance Parts - Performance Parts	330 24,0 22,4 V L +S +B 330 24,0 21,6 V L +S +B PD	
	135 i	225		03.08	10.13	24.0126-0152.2 426152			338 25,9 24,4 V L +S +B	
	135 i	240		03.08	10.13					
	118 d	105		09.08	10.13	24.0711-6198.3 360199	2		Radsensor L=660	
	118 i	105		03.08	10.13					
	120 d	130		03.08	10.13	24.0711-6198.3 360199	2	- Aktivlenkung ¹⁾	Radsensor L=660	
	120 d	145		03.08	10.13	24.0711-6197.3 360141	2	+ Aktivlenkung ²⁾	Radsensor L=660	
	120 i	115		03.08	10.13					
	120 i	125		03.08	10.13					
	123 d	150		09.08	10.13					
	125 i	160		03.08	10.13	24.0711-6197.3 360141	2		Radsensor L=660	
	135 i	225		03.08	10.13					
	135 i	240		03.08	10.13					
	118 d	105		09.08	02.10	13.0460-7217.2 607217 13.0470-7217.2 LD7217	1	- Performance Parts - Performance Parts	23926 17,3 +/WE 23926 17,3 +/WE Warnkontakt L=1086mm	ATE ATE
	118 i	105		03.08	02.10					
	120 d	130		03.08	02.10					
	120 d	145		03.08	02.10					
	120 i	115		03.08	02.10					
	120 i	125		03.08	02.10					
	123 d	150		09.08	02.10					
	125 i	160		03.08	02.10					
	118 d	105		03.10	10.13	13.0460-7217.2 607217 13.0470-7217.2 LD7217 24.8190-0285.2 620285	1	- Performance Parts - Performance Parts	23926 17,3 +/WE 23926 17,3 +/WE Warnkontakt L=1107mm	ATE ATE
	118 i	105		03.10	10.13					
120 d	130		03.10	10.13						
120 d	145		03.08	10.13						
120 i	115		03.10	10.13						
120 i	125		03.10	10.13						
123 d	150		03.10	10.13						
125 i	160		03.10	10.13						
135 i	225		03.08	02.10	13.0460-4849.2 604849 24.8190-0265.2 620265	1		24315 16,2 /WE Warnkontakt L=1086mm	BRE	
135 i	240		03.08	02.10						
135 i	225		03.10	10.13	13.0460-4849.2 604849			24315 16,2 /WE	BRE	
135 i	240		03.10	10.13	24.8190-0285.2 620285	1		Warnkontakt L=1107mm	BRE	
	118 d	105		09.08	10.13	24.0120-0214.1 420214		- Performance Parts	300 20,0 18,4 V L +S +B	
	118 i	105		03.08	10.13					
	120 d	130		03.08	10.13					
	120 d	145		03.08	10.13					
	120 i	115		03.08	10.13					
	120 i	125		03.08	10.13					
	125 i	160		03.08	10.13					
	123 d	150		09.08	10.13	24.0120-0215.1 420215		- Performance Parts	300 20,0 18,4 V L +S +B	
	135 i	225		03.08	10.13	24.0122-0257.1 422257			324 22,0 20,4 V L +S +B	
	135 i	240		03.08	10.13					
	118 d	105		09.08	10.13	24.0711-6158.3 360192	2		Radsensor L=954	
	118 i	105		03.08	10.13					
	120 d	130		03.08	10.13	24.0711-6158.3 360192	2	- Aktivlenkung ¹⁾	Radsensor L=954	
	120 d	145		03.08	10.13	24.0711-6418.3 360407	2	+ Aktivlenkung ²⁾	Radsensor L=954	
	120 i	115		03.08	10.13					
	120 i	125		03.08	10.13					
	123 d	150		09.08	10.13	24.0711-5169.3 360266 24.0711-5191.3 360118	2	- Aktivlenkung ¹⁾ + Aktivlenkung ²⁾	Radsensor L=959 Radsensor L=959	
	125 i	160		03.08	10.13	24.0711-6418.3 360407	2		Radsensor L=954	
	135 i	225		03.08	10.13	24.0711-5191.3 360118	2		Radsensor L=959	
	135 i	240		03.08	10.13					

1) - active steering / - sterzo attivo / - direction active / - dirección activa
2) + active steering / + sterzo attivo / + direction active / + dirección activa





BMW 1er Reihe/E88 Cabrio (08-13)














	118 d	105	09.08	10.13	03.0137-0379.2	650379		161 x 20 Bremsbacken-Zubehör Bremsbacken-Zubehör Spreizschloß Satz
	118 i	105	03.08	10.13	03.0137-9265.2	669265		
	120 d	130	03.08	10.13	03.0137-9701.2	669701		
	120 d	145	03.08	10.13	03.0137-9702.2	669702		
	120 i	115	03.08	10.13				
	120 i	125	03.08	10.13				
	125 i	160	03.08	10.13				
	123 d	150	09.08	10.13	03.0137-0305.2	650305		
	135 i	225	03.08	10.13	03.0137-9062.2	669062		
	135 i	240	03.08	10.13	03.0137-9700.2	669700		

BMW 1er Reihe/F20/F21 Limousine (11-)

	114 d	70	10.12		13.0460-3865.2	603865		25014 18,2 +/WE BOS 25014 18,2 +/WE BOS Warnkontakt L=675mm	
	114 i	75	09.12		13.0470-3865.2	LD3865			
	116 d	85	06.11		24.8190-0006.2	620006	1		
	116 d ed	85	03.12						
	116 i	100	06.11						
	118 d	105	06.11						
	116 d	85	03.15		13.0460-3865.2	603865			
	116 i	80	03.15		13.0470-3865.2	LD3865			
	118 d	110	03.15		24.8190-0006.2	620006	1		
	118 d xDrive	110	03.15						
118 i	100	03.15							
	118 i	125	06.11		13.0460-3866.2	603866		25014 18,2 +/WE BOS 25014 18,2 +/WE BOS Warnkontakt L=675mm	
	120 d	120	06.11		13.0470-3866.2	LD3866			
	120 d	135	06.11		24.8190-0006.2	620006	1		
	125 d	160	03.12		13.0460-3857.2	603857			
	125 d	165	03.15		13.0470-3857.2	LD3857			
	125 i	160	03.12		24.8190-0006.2	620006	1		
	M 135 i	235	09.12		24.8190-0006.2	620006	1		
	M 135 i	240	03.15						
	M 135 i xDrive	235	07.12						
	M 135 i xDrive	240	03.15						
	118 d xDrive	105	05.13		13.0460-3866.2	603866		25006 18,2 +/WE BOS 25006 18,2 +/WE BOS Warnkontakt L=675mm	
	120 d	140	03.15		13.0470-3866.2	LD3866			
	120 d xDrive	135	07.12		24.8190-0006.2	620006	1		
	120 d xDrive	140	03.15						
	120 i	130	03.15						
	114 d	70	10.12		24.0122-0239.1	422239			284 22,0 20,4 V L +S +B 340 30,0 28,4 V L +S +B 284 22,0 19,6 V L +S +B PD
	114 i	75	09.12		24.0130-0233.2	430233			
	116 d	85	03.15		24.0322-0239.1	522239			
	116 i	80	03.15						
	118 d	110	03.15						
118 d xDrive	110	03.15							
118 i	100	03.15							
116 d	85	06.11		24.0122-0239.1	422239				
116 d ed	85	03.12		24.0322-0239.1	522239				
116 i	100	06.11							
118 d	105	06.11							
	118 i	125	06.11		24.0122-0278.1	422278		300 22,0 20,4 V L +S +B	
	120 d	120	06.11						
	120 d	135	06.11						
	125 d	160	03.12		24.0124-0203.1	424203			
	125 d	165	03.15		24.0324-0203.1	524203			
	125 i	160	03.12		24.0130-0233.2	430233			
	M 135 i	235	09.12		24.0130-0233.2	430233			
	M 135 i	240	03.15						
	M 135 i xDrive	235	07.12						
	M 135 i xDrive	240	03.15						
	118 d xDrive	105	05.13		24.0122-0278.1	422278		300 22,0 20,4 V L +S +B 340 30,0 28,4 V L +S +B	
	120 d	140	03.15		24.0130-0233.2	430233			
	120 d xDrive	135	07.12						
	120 d xDrive	140	03.15						
	114 d	70	10.12		24.0711-6281.3	360386	2		Radsensor L=540 Radsensor L=540
	114 i	75	09.12		24.0711-6282.3	360387	2		
	116 d	85	06.11						
	116 d	85	03.15						
	116 d ed	85	03.12						
	116 i	80	03.15						
116 i	100	06.11							
118 d	105	06.11							
118 d	110	03.15							
118 i	100	03.15							
118 i	125	06.11							
120 d	120	06.11							
120 d	135	06.11							
120 d	140	03.15							
120 i	130	03.15							
125 d	160	03.12							
125 d	165	03.15							
125 i	160	03.12							
M 135 i	235	09.12							
M 135 i	240	03.15							

1) - M sport brake / - M freno sportivo / - M frein de sport / - M freno deportiva
 2) + M sport brake / two-p. disc / + M freno sport / deux part.disc / + M frein de sport / d. parti. disque / + M freno sport / deux parties disc
 3) + M sport brake / + M freno sportivo / + M frein de sport / + M freno deportiva
 4) two-piece brake disc / disco frenante in due parti / disque d.fr.en deux parties / disco de fr.de dos piezas
 5) -idling/stop/-parking assist. / -start/stop/-assist.parcheggio / -marche/arrêt/-assist.stationnem. / -arranque/paro/-assist.aparcamiento
 6) +idling/stop/+parking assist. / +start/stop/+assist.parcheggio / +marche/arrêt/+assist.stationnem. / +arranque/paro/+assist.aparcamiento



								
BMW 1er Reihe/F20/F21 Limousine (11-)								
	118 d xDrive 118 d xDrive 120 d xDrive 120 d xDrive M 135 i xDrive M 135 i xDrive	105 110 135 140 235 240	05.13 03.15 07.12 03.15 07.12 03.15		24.0711-6299.3 24.0711-6300.3	360388 360389	2 2	- Parkassistent ¹⁾ + Parkassistent ²⁾ Radsensor L=746 Radsensor L=746
	116 d 116 d ed 116 i 118 d 118 i 120 d 120 d	85 85 100 105 125 120 135	06.11 03.12 06.11 06.11 06.11 06.11		13.0460-3859.2 13.0470-3859.2 24.8190-0007.2	603859 LD3859 620007	1	25307 17,5 +/WE BOS 25307 17,5 +/WE BOS Warnkontakt L=1045mm
	114 d 114 i 116 d 116 i 116 i 118 d 118 d xDrive 118 d xDrive 118 i 120 d 120 d xDrive 120 d xDrive 120 i 125 d 125 d 125 i	70 75 85 80 80 110 105 110 100 140 135 140 130 160 165 160	10.12 09.12 03.15 03.15 03.15 03.15 05.13 03.15 03.15 03.15 07.12 03.15 03.15 03.12 03.15 03.12		13.0460-3859.2 13.0470-3859.2 13.0460-4874.2 24.8190-0007.2	603859 LD3859 604874 620007	1	- M Sportbremse ³⁾ - M Sportbremse ³⁾ + M Sportbremse ⁴⁾ 25307 17,5 +/WE BOS 25307 17,5 +/WE BOS 25029 16,7 /WE/Zub BRE Warnkontakt L=1045mm
	M 135 i M 135 i M 135 i xDrive M 135 i xDrive	235 240 235 240	09.12 03.15 07.12 03.15		13.0460-4874.2 24.8190-0007.2	604874 620007	1	25029 16,7 /WE/Zub BRE Warnkontakt L=1045mm
	114 d 114 i 116 d 116 i 118 d 118 d xDrive 118 d xDrive 118 i 120 i	70 75 85 80 110 105 110 100 130	10.12 09.12 03.15 03.15 03.15 05.13 03.15 03.15 03.15		24.0111-0175.1 24.0124-0250.2	411175 424250		- M Sportbremse ³⁾ + M Sportbremse / zweiteil.Br. ⁵⁾ 290 11,0 9,4 L +S +B 345 24,0 22,4 V L +S +B
	116 d 116 d ed 116 i 118 d 118 i	85 85 100 105 125	06.11 03.12 06.11 06.11 06.11		24.0111-0175.1	411175		290 11,0 9,4 L +S +B
	120 d 120 d	120 135	06.11 06.11		24.0120-0237.1	420237		300 20,0 18,4 V L +S +B
	125 d 125 d 125 i	160 165 160	03.12 03.15 03.12		24.0120-0237.1	420237	- M Sportbremse ³⁾	300 20,0 18,4 V L +S +B
	120 d 120 d xDrive 120 d xDrive	140 135 140	03.15 07.12 03.15		24.0120-0237.1 24.0124-0250.2	420237 424250	- M Sportbremse ³⁾ + M Sportbremse / zweiteil.Br. ⁵⁾	300 20,0 18,4 V L +S +B 345 24,0 22,4 V L +S +B
	M 135 i M 135 i M 135 i xDrive M 135 i xDrive	235 240 235 240	09.12 03.15 07.12 03.15		24.0124-0250.2	424250	zweiteilige Bremsscheibe ⁶⁾	345 24,0 22,4 V L +S +B
	114 d 114 i 116 d 116 d 116 d ed 116 i 116 i 118 d 118 d 118 d xDrive 118 d xDrive 118 i 118 i 120 d 120 d 120 d 120 d xDrive 120 d xDrive 120 i 125 d 125 d 125 i M 135 i M 135 i M 135 i xDrive M 135 i xDrive	70 75 85 85 85 80 100 105 110 105 110 100 125 120 135 140 135 140 130 160 165 160 235 240 235 240	10.12 09.12 06.11 03.15 03.12 03.15 06.11 06.11 03.15 05.13 03.15 03.15 06.11 06.11 03.15 07.12 03.15 03.15 03.12 03.15 03.12 09.12 03.15 07.12 03.15		24.0711-5347.3	360374	2	Radsensor L=802

¹⁾ - parking assistant / - assistente di parcheggio / - assistance au stationnement / - asistente de aparcamiento
²⁾ + parking assistant / + assistente di parcheggio / + assistance au stationnement / + asistente de aparcamiento
³⁾ - M sport brake / - M freno sportivo / - M frein de sport / - M freno deportiva
⁴⁾ + M sport brake / + M freno sportivo / + M frein de sport / + M freno deportiva
⁵⁾ + M sport brake / two-p. disc / + M freno sport / deux part.disc / + M frein de sport / d. parti. disque / + M freno sport / deux parties disc
⁶⁾ two-piece brake disc / disco frenante en due parti / disque d.fr.en deux parties / disco de fr.de dos piezas



BMW 1er Reihe/F20/F21 Limousine (11-)



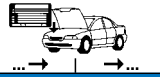


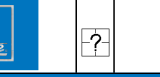
















	114 d	70	10.12	03.0137-0379.2	650379			161 x 20
	114 i	75	09.12	03.0137-9265.2	669265			Bremsbacken-Zubehör
	116 d	85	06.11	03.0137-9701.2	669701			Bremsbacken-Zubehör
	116 d	85	03.15	03.0137-9702.2	669702			Spreizschloß Satz
	116 d ed	85	03.12					
	116 i	80	03.15					
	116 i	100	06.11					
	118 d	105	06.11					
	118 d	110	03.15					
	118 d xDrive	105	05.13					
	118 d xDrive	110	03.15					
	118 i	100	03.15					
	118 i	125	06.11					
	120 d	120	06.11					
	120 d	135	06.11					
	120 d	140	03.15					
	120 d xDrive	135	07.12					
	120 d xDrive	140	03.15					
	120 i	130	03.15					
	125 d	160	03.12					
	125 d	165	03.15					
	125 i	160	03.12					
	M 135 i	235	09.12					
	M 135 i	240	03.15					
	M 135 i xDrive	235	07.12					
	M 135 i xDrive	240	03.15					

BMW 2er Reihe/F22 Coupe (13-)























	218 d	105	10.13	13.0460-3865.2	603865		- M Sportbremse ¹⁾	25014 18,2 +/WE	BOS
	218 d	110	07.15	13.0470-3865.2	LD3865		- M Sportbremse ¹⁾	25014 18,2 +/WE	BOS
	218 i	100	03.15	24.8190-0006.2	620006	1		Warnkontakt L=675mm	
	220 d	135	10.13	13.0460-3857.2	603857		- M Sportbremse ¹⁾	25199 19,6 +/WE	BOS
	220 d	140	11.14	13.0470-3857.2	LD3857		- M Sportbremse ¹⁾	25199 19,6 +/WE	BOS
	220 d xDrive	140	03.15	24.8190-0006.2	620006	1		Warnkontakt L=675mm	
	220 i	135	10.13						
	225 d	160	10.13						
	225 d	165	07.14						
	228 i	180	07.14	13.0460-3857.2	603857		- M Sportbremse ¹⁾	25199 19,6 +/WE	BOS
				13.0470-3857.2	LD3857		- M Sportbremse ¹⁾	25199 19,6 +/WE	BOS
				24.8190-0006.2	620006	1		Warnkontakt L=675mm	
	M 235 i	240	10.13	24.8190-0006.2	620006	1		Warnkontakt L=675mm	
	M 235 i xDrive	240	07.14						
	218 d	105	10.13	24.0122-0239.1	422239		- M Sportbremse ¹⁾	284 22,0 20,4 V L +S +B	
	218 d	110	07.15	24.0322-0239.1	522239		- M Sportbremse ¹⁾	284 22,0 19,6 V L +S +B PD	
	218 i	100	03.15	24.0130-0233.2	430233		+ M Sportbremse / zweiteil.Br. ²⁾	340 30,0 28,4 V L +S +B	
	220 d	135	10.13	24.0124-0203.1	424203		- M Sportbremse ¹⁾	312 23,9 22,4 V L +S +B	
	220 d	140	11.14	24.0324-0203.1	524203		- M Sportbremse ¹⁾	312 23,9 22,4 V L +S +B PD	
	220 d xDrive	140	03.15	24.0130-0233.2	430233		+ M Sportbremse / zweiteil.Br. ²⁾	340 30,0 28,4 V L +S +B	
	220 i	135	10.13						
	225 d	160	10.13						
	225 d	165	07.14						
	228 i	180	07.14	24.0130-0233.2	430233		+ M Sportbremse / zweiteil.Br. ²⁾	340 30,0 28,4 V L +S +B	
	M 235 i	240	10.13	24.0130-0233.2	430233		zweiteilige Bremsscheibe ³⁾	340 30,0 28,4 V L +S +B	
	M 235 i xDrive	240	07.14						
	218 d	105	10.13	24.0711-6281.3	360386	2	- Parkassistent ⁴⁾	Radsensor L=540	
	218 d	110	07.15	24.0711-6282.3	360387	2	+ Parkassistent ⁵⁾	Radsensor L=540	
	218 i	100	03.15						
	220 d	135	10.13						
	220 d	140	11.14						
	220 i	135	10.13						
	225 d	160	10.13						
	225 d	165	07.14						
	228 i	180	07.14						
	M 235 i	240	10.13						
	220 d xDrive	140	03.15	24.0711-6299.3	360388	2	- Parkassistent ⁴⁾	Radsensor L=746	
	M 235 i xDrive	240	07.14	24.0711-6300.3	360389	2	+ Parkassistent ⁵⁾	Radsensor L=746	
	218 d	105	10.13	13.0460-3859.2	603859		- M Sportbremse ¹⁾	25307 17,5 +/WE	BOS
	218 d	110	07.15	13.0470-3859.2	LD3859		- M Sportbremse ¹⁾	25307 17,5 +/WE	BOS
	218 i	100	03.15	13.0460-4874.2	604874		+ M Sportbremse ⁶⁾	25029 16,7 /WE/Zub	BRE
	220 d	135	10.13	24.8190-0007.2	620007	1		Warnkontakt L=1045mm	
	220 d	140	11.14						
	220 d xDrive	140	03.15						
	220 i	135	10.13						
	225 d	160	10.13						
	225 d	165	07.14						
	228 i	180	07.14						
	M 235 i	240	10.13	13.0460-4874.2	604874			25029 16,7 /WE/Zub	BRE
	M 235 i xDrive	240	07.14	24.8190-0007.2	620007	1		Warnkontakt L=1045mm	
	218 d	105	10.13	24.0111-0175.1	411175		- M Sportbremse ¹⁾	290 11,0 9,4 L +S +B	
	218 d	110	07.15	24.0124-0250.2	424250		+ M Sportbremse / zweiteil.Br. ²⁾	345 24,0 22,4 V L +S +B	
	218 i	100	03.15						
	220 d	135	10.13	24.0120-0237.1	420237		- M Sportbremse ¹⁾	300 20,0 18,4 V L +S +B	
	220 d	140	11.14	24.0124-0250.2	424250		+ M Sportbremse / zweiteil.Br. ²⁾	345 24,0 22,4 V L +S +B	
	220 d xDrive	140	03.15						
	220 i	135	10.13						

1) - M sport brake / - M freno sportivo / - M frein de sport / - M freno deportiva
2) + M sport brake / two-p. disc / + M freno sport / deux part.disc / + M frein de sport / d. parti. disque / + M freno sport / deux parties disc
3) two-piece brake disc / disco frenante in due parti / disque d.fr.en deux parties / disco de fr.de dos piezas
4) - parking assistant / - assistente di parcheggio / - assistance au stationnement / - asistente de aparcamiento
5) + parking assistant / + assistente di parcheggio / + assistance au stationnement / + asistente de aparcamiento
6) + M sport brake / + M freno sportivo / + M frein de sport / + M freno deportiva






















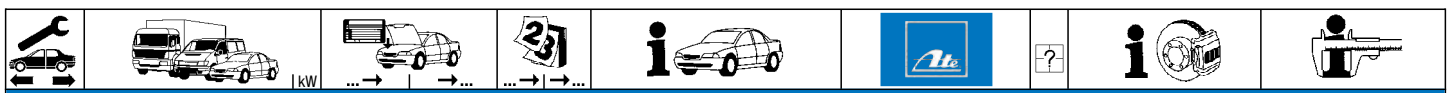
								
BMW 2er Reihe/F22 Coupe (13-)								
	225 d 225 d 228 i M 235 i M 235 i xDrive	160 165 180 240 240	10.13 07.14 07.14 10.13 07.14		24.0120-0237.1 24.0124-0250.2 24.0124-0250.2	420237 424250 424250	- M Sportbremse ¹⁾ + M Sportbremse / zweiteil.Br. ²⁾ zweiteilige Bremsscheibe ³⁾	300 20,0 18,4 V L +S +B 345 24,0 22,4 V L +S +B 345 24,0 22,4 V L +S +B
	218 d 218 d 218 i 220 d 220 d 220 d xDrive 220 i 225 d 225 d 228 i M 235 i M 235 i xDrive	105 110 100 135 140 140 135 160 165 180 240 240	10.13 07.15 03.15 10.13 11.14 03.15 10.13 10.13 07.14 07.14 10.13 07.14		24.0711-5347.3 24.0711-5347.3 24.0711-5359.3	360374 360374 360375	2  2  2  - Geschwindigkeitsregelanlage ⁴⁾ 2  + Geschwindigkeitsregelanlage ⁵⁾	Radsensor L=802 Radsensor L=802 Radsensor L=802
	218 d 218 d 218 i 220 d 220 d 220 d xDrive 220 i 225 d 225 d 228 i M 235 i M 235 i xDrive	105 110 100 135 140 140 135 160 165 180 240 240	10.13 07.15 03.15 10.13 11.14 03.15 10.13 10.13 07.14 07.14 10.13 07.14		03.0137-0379.2 03.0137-9265.2 03.0137-9701.2 03.0137-9702.2	650379 669265 669701 669702		161 x 20 Bremsbacken-Zubehör Bremsbacken-Zubehör Spreizschloß Satz
BMW 2er Reihe/F23 Cabrio (14-)								
	218 d 218 i 220 d 220 i 225 d 228 i 228 i xDrive M 235 i M 235 i xDrive	110 100 140 135 165 180 180 240 240	07.15 03.15 11.14 11.14 07.15 11.14 11.14 11.14 07.15		13.0460-3865.2 13.0470-3865.2 24.8190-0006.2 13.0460-3857.2 13.0470-3857.2 24.8190-0006.2 24.8190-0006.2 24.8190-0006.2	603865 LD3865 620006 603857 LD3857 620006 620006 620006	- M Sportbremse ¹⁾ - M Sportbremse ¹⁾ - M Sportbremse ¹⁾ - M Sportbremse ¹⁾ + M Sportbremse ⁶⁾	25014 18,2 +/WE 25014 18,2 +/WE 25199 19,6 +/WE 25199 19,6 +/WE Warnkontakt L=675mm Warnkontakt L=675mm Warnkontakt L=675mm
	218 d 218 i 220 d 220 i 225 d 228 i xDrive 228 i M 235 i M 235 i xDrive	110 100 140 135 165 180 180 240 240	07.15 03.15 11.14 11.14 07.15 11.14 11.14 11.14 07.15		24.0122-0239.1 24.0322-0239.1 24.0130-0233.2 24.0124-0203.1 24.0324-0203.1 24.0130-0233.2 24.0130-0233.2 24.0130-0233.2	422239 522239 430233 424203 524203 430233 430233 430233	- M Sportbremse ¹⁾ - M Sportbremse ¹⁾ + M Sportbremse ⁶⁾ - M Sportbremse ¹⁾ - M Sportbremse ¹⁾ + M Sportbremse ⁶⁾ + M Sportbremse ⁶⁾	284 22,0 20,4 V L +S +B 284 22,0 19,6 V L +S +B PD 340 30,0 28,4 V L +S +B 312 23,9 22,4 V L +S +B 312 23,9 22,4 V L +S +B PD 340 30,0 28,4 V L +S +B 340 30,0 28,4 V L +S +B
	218 d 218 i 220 d 220 i 225 d 228 i M 235 i 228 i xDrive M 235 i xDrive	110 100 140 135 165 180 240 180 240	07.15 03.15 11.14 11.14 07.15 11.14 11.14 11.14 07.15		24.0711-6281.3 24.0711-6299.3	360386 360388	2  2 	Radsensor L=540 Radsensor L=746
	218 d 218 i 220 d 220 i 225 d 228 i 228 i xDrive M 235 i M 235 i xDrive	110 100 140 135 165 180 180 240 240	07.15 03.15 11.14 11.14 07.15 11.14 11.14 11.14 07.15		13.0460-3859.2 13.0470-3859.2 13.0460-4874.2 24.8190-0007.2 13.0460-4874.2 24.8190-0007.2 13.0460-4874.2 24.8190-0007.2	603859 LD3859 604874 620007 604874 620007 604874 620007	- M Sportbremse ¹⁾ - M Sportbremse ¹⁾ + M Sportbremse ⁶⁾ + M Sportbremse ⁶⁾	25307 17,5 +/WE 25307 17,5 +/WE 25029 16,7 /WE/Zub Warnkontakt L=1045mm 25029 16,7 /WE/Zub Warnkontakt L=1045mm
	218 d 218 i 220 d 220 i 225 d 228 i 228 i xDrive M 235 i M 235 i xDrive	110 100 140 135 165 180 180 240 240	07.15 03.15 11.14 11.14 07.15 11.14 11.14 11.14 07.15		24.0111-0175.1 24.0124-0250.2 24.0120-0237.1 24.0124-0250.2 24.0124-0250.2	411175 424250 420237 424250 424250	- M Sportbremse ¹⁾ + M Sportbremse ⁶⁾ - M Sportbremse ¹⁾ + M Sportbremse ⁶⁾	290 11,0 9,4 L +S +B 345 24,0 22,4 V L +S +B 300 20,0 18,4 V L +S +B 345 24,0 22,4 V L +S +B
	M 235 i M 235 i xDrive	240 240	11.14 07.15		24.0124-0250.2	424250		345 24,0 22,4 V L +S +B

¹⁾ - M sport brake / - M freno sportivo / - M frein de sport / - M freno deportiva
²⁾ + M sport brake / two-p. disc / + M freno sport / deux part.disc / + M frein de sport / d. parti. disque / + M freno sport / deux parties disc
³⁾ two-piece brake disc / disco frenante in due parti / disque d.fr.en deux parties / disco de fr.de dos piezas
⁴⁾ - speed control system / - impianto variatore di velocità / - régulateur de vitesse / - sistema de regulación de velocidad
⁵⁾ + speed control system / + impianto variatore di velocità / + régulateur de vitesse / + sistema de regulación de velocidad
⁶⁾ + M sport brake / + M freno sportivo / + M frein de sport / + M freno deportiva

								
BMW 2er Reihe/F23 Cabrio (14-)								
	218 d	110	07.15		24.0711-5347.3	360374	2	Radsensor L=802
	218 i	100	03.15					
	220 d	140	11.14					
	220 i	135	11.14					
	225 d	165	07.15					
	228 i	180	11.14					
	228 i xDrive	180	11.14					
	M 235 i	240	11.14					
	M 235 i xDrive	240	07.15					
	218 d	110	07.15		03.0137-0379.2	650379		161 x 20
	218 i	100	03.15		03.0137-9265.2	669265		Bremsbacken-Zubehör
	220 d	140	11.14		03.0137-9701.2	669701		Bremsbacken-Zubehör
	220 i	135	11.14		03.0137-9702.2	669702		Spreizschloß Satz
	225 d	165	07.15					
	228 i	180	11.14					
	228 i xDrive	180	11.14					
	M 235 i	240	11.14					
	M 235 i xDrive	240	07.15					
BMW 2er Reihe/F45 Active Tourer (14-)								
	214 d	70	03.15		24.8190-0942.2	620942	1	Warnkontakt L=641mm
	216 d	85	10.14					
	218 d	110	10.14					
	218 i	100	10.14					
	220 d	140	10.14					
	220 d xDrive	140	10.14					
	220 i	141	10.14					
	225 i	170	10.14					
	225 i xDrive	170	10.14					
BMW 2er Reihe/F46 Gran Tourer (15-)								
	214 d	70	03.15		24.8190-0942.2	620942	1	Warnkontakt L=641mm
	216 d	85	03.15					
	216 i	75	07.15					
	218 d	110	03.15					
	218 i	100	03.15					
	220 d	140	07.15					
	220 d xDrive	140	03.15					
	220 i	141	03.15					
BMW 3er Reihe/E36 Limousine (90-98)								
	316 i	73	09.90	09.93	13.0460-5405.2	605405	1	21643 17,8 +/WE ATE
	316 i	75	09.90	02.98	13.0470-5405.2	LD5405		21643 17,8 +/WE ATE
	318 i	83	12.90	10.93	24.8190-0207.2	620207		Warnkontakt L=786mm
	318 i	85	10.93	02.98				
	318 is	103	03.93	02.98				
	318 is	103	09.95	02.98				
	318 tds	66	01.95	02.98				
	320 i	110	09.90	02.98				
	323 i	125	03.95	02.98				
	325 i	141	09.90	09.95				
	325 td	85	09.91	02.98				
	325 tds	105	05.93	02.98				
	328 i	142	01.95	02.98				
	M3 3.0	210	08.94	09.95	13.0460-7185.2	607185		21064 20,3 +/WE ATE
	M3 3.2	236	09.95	02.98	24.8190-0210.2	620210	1	Warnkontakt L=810mm
	316 i	73	09.90	09.93	24.0112-0126.1	412126		286 12,0 10,4 +S +B
	316 i	75	09.90	02.98	24.0312-0126.1	512126		286 12,0 9,6 +S +B PD
	318 i	83	12.90	10.93				
	318 i	85	10.93	02.98				
	318 tds	66	01.95	02.98				
	318 i	83	12.90	10.93	24.0122-0115.1	422115		286 22,0 20,4 V L +S +B
	318 i	85	10.93	02.98	24.0322-0115.1	522115		286 22,0 19,6 V L +S +B PD
	318 is	103	03.93	02.98				
	318 is	103	09.95	02.98				
	318 tds	66	01.95	02.98				
	320 i	110	09.90	02.98				
	323 i	125	03.95	02.98				
	325 i	141	09.90	09.95				
	325 td	85	09.91	02.98				
	325 tds	105	05.93	02.98				
	328 i	142	01.95	02.98				
	M3 3.0	210	08.94	09.95	24.0128-0198.1	428198		315 28,0 26,4 V L +S +B
					24.0128-0199.1	428199		315 28,0 26,4 V L +S +B
					24.0328-0198.1	528198		315 28,0 26,4 V L +S +B
					24.0328-0199.1	528199		315 28,0 26,4 V L +S +B
	M3 3.2	236	09.95	02.98	24.0128-0204.2	428204		315 28,0 26,4 V L +S
					24.0128-0205.2	428205		315 28,0 26,4 V L +S +B
	316 i	73	09.90	09.93	24.0741-1103.3	360161	2	Radsensor L=560
	316 i	75	07.93	02.98				
	318 i	83	12.90	10.93				
	318 i	85	10.93	02.98				
	318 is	103	03.93	02.98				
	318 is	103	09.95	02.98				
	318 tds	66	01.95	02.98				
	320 i	110	09.90	02.98				
	323 i	125	03.95	02.98				

1) - increased payload / - carico utile maggiorato / - charge utile augmentée / - incremento de carga
2) + increased payload / + carico utile maggiorato / + charge utile augmentée / + incremento de carga
3) two-piece brake disc / disco frenante in due parti / disque d.fr.en deux parties / disco de fr.de dos piezas

										
BMW 3er Reihe/E36 Limousine (90-98)										
	325 i 325 td 325 tds 328 i M3 3.0 M3 3.2	141 85 105 142 210 236		09.90 09.91 05.93 01.95 08.94 09.95	09.95 02.98 02.98 02.98 09.95 02.98	24.0741-1103.3	360161	2 	Radsensor L=560	
	316 i 316 i 318 i 318 i 318 is 318 is 318 tds 320 i 323 i 325 i 325 td 325 tds 328 i M3 3.0 M3 3.2	73 75 83 85 103 103 66 110 125 141 85 105 142 210 236		09.90 09.90 12.90 10.93 03.93 09.95 01.95 09.90 03.95 09.90 09.91 05.93 01.95 08.94 09.95	09.93 + ABS 02.98 + ABS 10.93 + ABS 02.98 + ABS 02.98 02.98 + ABS 02.98 02.98 02.98 09.95 02.98 02.98 02.98 09.95 02.98	13.0460-3605.2 13.0470-3605.2 24.8190-0206.2	603605 LD3605 620206	1	20180 17,3 +WE 20180 17,3 +WE Warnkontakt L=790mm 20995 17,3 +WE Warnkontakt L=790mm	ATE ATE
	316 i 316 i 318 i 318 i 318 is 318 is 318 tds 320 i 325 i 325 td 325 tds 323 i 328 i M3 3.0 M3 3.2	73 75 83 85 103 103 66 110 141 85 105 125 142 210 236		09.90 09.90 12.90 10.93 03.93 09.95 01.95 09.90 09.90 09.91 05.93 03.95 01.95 08.94 09.95	09.93 + ABS 02.98 + ABS 10.93 + ABS 02.98 + ABS 02.98 02.98 + ABS 02.98 02.98 09.95 02.98 02.98 02.98 02.98 02.98	24.0110-0202.1 24.0310-0202.1	410202 510202		280 10,0 8,4 L +S +B 280 10,0 7,6 L +S +B PD 276 19,0 17,4 V L +S +B 276 19,0 16,6 V L +S +B PD 312 20,0 18,4 V L +S +B 312 20,0 18,4 V L +S +B	
	316 i 316 i 318 i 318 i 318 is 318 is 318 tds 320 i 323 i 325 i 325 td 325 tds 328 i M3 3.0 M3 3.2	73 75 83 85 103 103 66 110 125 141 85 105 142 210 236		09.90 07.93 12.90 10.93 03.93 09.95 01.95 09.90 03.95 09.90 09.91 05.93 01.95 08.94 09.95	09.93 02.98 10.93 02.98 02.98 02.98 02.98 + ABS 02.98 02.98 09.95 02.98 02.98 02.98 09.95 02.98	24.0751-1122.3	360068	2 	Radsensor L=780	
	316 i 316 i 318 i 318 i 318 tds	73 75 83 85 66		09.90 09.90 12.90 10.93 01.95	09.93 02.98 10.93 02.98 02.98	03.0137-0247.2 03.0137-9147.2	650247 669147		229 x 42 HEB Bremsbacken-Zubehör	
	316 i 316 i 318 i 318 i 318 tds	73 75 83 85 66		09.90 09.90 12.90 10.93 01.95	09.93 02.98 09.93 02.98 02.98	24.0222-8013.1	480030		229/229,5 x 47	
	316 i 316 i 318 i 318 i 318 tds	73 75 83 85 66		09.90 09.90 12.90 10.93 01.95	09.93 02.98 09.93 02.98 02.98	03.0420-1223.3 03.0520-1223.3	681223 691223		23,81/229x42 Kit 23,81/229x42 TopKit	LUC
	316 i 316 i 318 i 318 i 318 is 318 is 318 tds 320 i 323 i 325 i 325 td 325 tds 328 i M3 3.0 M3 3.2	73 75 83 85 103 103 66 110 125 141 85 105 142 210 236		09.90 07.93 12.90 10.93 03.93 09.95 01.95 09.90 03.95 09.90 09.91 05.93 01.95 08.94 09.95	09.93 02.98 10.93 02.98 02.98 02.98 02.98 02.98 02.98 09.95 02.98 02.98 02.98 09.95 02.98	03.0137-0248.2 03.0137-9148.2	650248 669148		161 x 25 Bremsbacken-Zubehör 180 x 25 Bremsbacken-Zubehör	

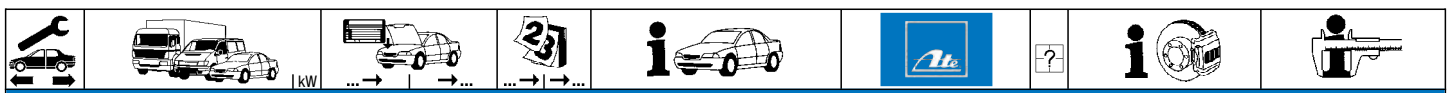


BMW 3er Reihe/E36 Touring (95-99)											
	316 i	75		01.96	10.99	13.0460-5405.2	605405	1		21643 17,8 +/WE 21643 17,8 +/WE Warnkontakt L=786mm	ATE ATE
	318 i	85		07.95	10.99	13.0470-5405.2	LD5405				
	318 tds	66		01.95	10.99	24.8190-0207.2	620207				
	320 i	110		01.95	10.99						
	323 i	125		09.95	10.99						
	325 tds	105		01.95	10.99						
	328 i	142		01.95	10.99						
	316 i	75		01.96	10.99	24.0112-0126.1	412126			286 12,0 10,4 +S +B 286 12,0 9,6 +S +B PD	
	318 i	85		07.95	10.99	24.0312-0126.1	512126				
	318 tds	66		01.95	10.99						
	316 i	75		01.96	10.99	24.0122-0115.1	422115				
	318 i	85		07.95	10.99	24.0322-0115.1	522115				
	318 tds	66		01.95	10.99						
	320 i	110		01.95	10.99						
323 i	125		09.95	10.99							
325 tds	105		01.95	10.99							
328 i	142		01.95	10.99							
	316 i	75		01.96	10.99	24.0741-1103.3	360161	2		Radsensor L=560	
	318 i	85		07.95	10.99						
	318 tds	66		01.95	10.99						
	320 i	110		01.95	10.99						
	323 i	125		09.95	10.99						
	325 tds	105		01.95	10.99						
	328 i	142		01.95	10.99						
	316 i	75		01.96	10.99	13.0460-3605.2	603605	1		20180 17,3 +/WE 20180 17,3 +/WE Warnkontakt L=790mm	ATE ATE
	318 i	85		07.95	10.99	13.0470-3605.2	LD3605				
	318 tds	66		01.95	10.99	24.8190-0206.2	620206				
	320 i	110		01.95	10.99						
	323 i	125		09.95	10.99						
	325 tds	105		01.95	10.99						
	328 i	142		01.95	10.99						
	316 i	75		01.96	10.99	24.0110-0202.1	410202			280 10,0 8,4 L +S +B 280 10,0 7,6 L +S +B PD	
	318 i	85		07.95	10.99	24.0310-0202.1	510202				
	318 tds	66		01.95	10.99						
	320 i	110		01.95	10.99						
	325 tds	105		01.95	10.99						
	323 i	125		09.95	10.99	24.0119-0107.1	419107				
	328 i	142		01.95	10.99	24.0319-0107.1	519107				
	316 i	75		01.96	10.99	24.0751-1122.3	360068	2		Radsensor L=780	
	318 i	85		07.95	10.99						
	318 tds	66		01.95	10.99						
	320 i	110		01.95	10.99						
	323 i	125		09.95	10.99						
	325 tds	105		01.95	10.99						
	328 i	142		01.95	10.99						
	316 i	75		01.96	10.99	03.0137-0248.2	650248			161 x 25 Bremsbacken-Zubehör	
	318 i	85		07.95	10.99	03.0137-9148.2	669148				
	318 tds	66		01.95	10.99						
	320 i	110		01.95	10.99						
	323 i	125		09.95	10.99						
	325 tds	105		01.95	10.99						
	328 i	142		01.95	10.99						

BMW 3er Reihe/E36 Coupe (92-99)											
	316 i	75		09.93	04.99	13.0460-5405.2	605405	1		21643 17,8 +/WE 21643 17,8 +/WE Warnkontakt L=786mm	ATE ATE
	318 is	103		03.92	10.95	13.0470-5405.2	LD5405				
	318 is	103		09.95	04.99	24.8190-0207.2	620207				
	320 i	110		03.92	04.99						
	323 i	125		03.95	04.99						
	325 i	141		03.92	04.99						
	328 i	142		01.95	04.99						
	M3 3.0	210		10.92	01.95	13.0460-7185.2	607185	1		21064 20,3 +/WE Warnkontakt L=810mm	ATE
	M3 3.0	217		01.95	10.95	24.8190-0210.2	620210				
	M3 3.2	236		10.95	04.99						
	316 i	75		03.93	04.99	24.0112-0126.1	412126				
	318 is	103		03.92	10.95	24.0312-0126.1	512126				
	318 is	103		09.95	04.99	24.0122-0115.1	422115				
	320 i	110		03.92	04.99	24.0322-0115.1	522115				
323 i	125		03.95	04.99							
325 i	141		03.92	04.99							
328 i	142		01.95	04.99							
	M3 3.0	210		10.92	01.95	24.0128-0198.1	428198	2		315 28,0 26,4 V L +S +B 315 28,0 26,4 V L +S +B 315 28,0 26,4 V L +S +B 315 28,0 26,4 V L +S +B	
	M3 3.0	217		01.95	10.95	24.0128-0199.1	428199				
						24.0328-0198.1	528198				
						24.0328-0199.1	528199				
	M3 3.2	236		10.95	04.99	24.0128-0204.2	428204				
						24.0128-0205.2	428205				
	316 i	75		09.93	04.99	24.0741-1103.3	360161	2		Radsensor L=560	
	318 is	103		03.92	10.95						
	318 is	103		09.95	04.99						
	320 i	110		03.92	04.99						
	323 i	125		03.95	04.99						
	325 i	141		03.92	04.99						
	328 i	142		01.95	04.99						

1) - increased payload / - carico utile maggiorato / - charge utile augmentée / - incremento de carga
2) + increased payload / + carico utile maggiorato / + charge utile augmentée / + incremento de carga
3) two-piece brake disc / disco frenante in due parti / disque d.fr.en deux parties / disco de fr.de dos piezas



























BMW 3er Reihe/E36 Coupe (92-99)										
	M3 3.0 M3 3.0 M3 3.2	210 217 236		10.92 01.95 10.95	01.95 10.95 04.99	24.0741-1103.3	360161	2		Radsensor L=560
	316 i 318 is 318 is 320 i 323 i 325 i 328 i	75 103 103 110 125 141 142		09.93 03.92 09.95 03.92 03.95 03.92 01.95	04.99 10.95 04.99 04.99 04.99 04.99 04.99	13.0460-3605.2 13.0470-3605.2 24.8190-0206.2	603605 LD3605 620206	1		20180 17,3 +/WE ATE 20180 17,3 +/WE ATE Warnkontakt L=790mm
	M3 3.0 M3 3.0 M3 3.2	210 217 236		10.92 01.95 10.95	01.95 10.95 04.99	13.0460-3803.2 24.8190-0206.2	603803 620206	1		20995 17,3 +/WE ATE Warnkontakt L=790mm
	316 i 318 is 318 is 320 i 325 i	75 103 103 110 141		09.93 03.92 09.95 03.92 03.92	04.99 10.95 04.99 04.99 04.99	24.0110-0202.1 24.0310-0202.1	410202 510202			280 10,0 8,4 L +S +B 280 10,0 7,6 L +S +B PD
	323 i 328 i	125 142		03.95 01.95	04.99 04.99	24.0119-0107.1 24.0319-0107.1	419107 519107			276 19,0 17,4 V L +S +B 276 19,0 16,6 V L +S +B PD
	M3 3.0 M3 3.0 M3 3.2	210 217 236		10.92 01.95 10.95	01.95 10.95 04.99	24.0120-0189.1 24.0120-0190.1	420189 420190			312 20,0 18,4 V L +S +B 312 20,0 18,4 V L +S +B
	316 i 318 is 318 is 320 i 323 i 325 i 328 i	75 103 103 110 125 141 142		09.93 03.92 09.95 03.92 03.95 03.92 01.95	04.99 10.95 04.99 04.99 04.99 04.99 04.99	24.0751-1122.3	360068	2		Radsensor L=780
	M3 3.0 M3 3.0 M3 3.2	210 217 236		10.92 01.95 10.95	01.95 10.95 04.99					
	316 i	75		09.93	04.99	03.0137-0247.2 03.0137-9147.2	650247 669147			229 x 42 HEB Bremsbacken-Zubehör
	316 i	75		09.93	04.99	24.0222-8013.1	480030			229/229,5 x 47
	316 i	75		09.93	04.99	03.0420-1223.3 03.0520-1223.3	681223 691223			23,81/229x42 Kit LUC 23,81/229x42 TopKit
	316 i 318 is 318 is 320 i 323 i 325 i 328 i	75 103 103 110 125 141 142		09.93 03.92 09.95 03.92 03.95 03.92 01.95	04.99 10.95 04.99 04.99 04.99 04.99 04.99	03.0137-0248.2 03.0137-9148.2	650248 669148			161 x 25 Bremsbacken-Zubehör
	M3 3.0 M3 3.0 M3 3.2	210 217 236		10.92 01.95 10.95	01.95 10.95 04.99	03.0137-0150.2 03.0137-9062.2	650150 669062			180 x 25 Bremsbacken-Zubehör
BMW 3er Reihe/E36 Cabrio (93-99)										
	318 i 320 i 323 i 325 i 328 i	85 110 125 141 142		01.94 12.93 06.95 03.93 03.95	04.99 04.99 04.99 04.99 04.99	13.0460-5405.2 13.0470-5405.2 24.8190-0207.2	605405 LD5405 620207	1		21643 17,8 +/WE ATE 21643 17,8 +/WE ATE Warnkontakt L=786mm
	M3 3.0 M3 3.2	210 236		01.94 10.95	04.99 04.99	13.0460-7185.2 24.8190-0210.2	607185 620210	1		21064 20,3 +/WE ATE Warnkontakt L=810mm
	318 i 320 i	85 110		01.94 12.93	04.99 04.99	24.0112-0126.1 24.0312-0126.1	412126 512126			286 12,0 10,4 +S +B 286 12,0 9,6 +S +B PD
	320 i 323 i 325 i 328 i	110 125 141 142		12.93 06.95 03.93 03.95	04.99 04.99 04.99 04.99	24.0122-0115.1 24.0322-0115.1	422115 522115			286 22,0 20,4 V L +S +B 286 22,0 19,6 V L +S +B PD
	M3 3.0	210		01.94	04.99	24.0128-0198.1 24.0328-0198.1 24.0128-0199.1 24.0328-0199.1	428198 528198 428199 528199			315 28,0 26,4 V L +S +B 315 28,0 26,4 V L +S +B 315 28,0 26,4 V L +S +B 315 28,0 26,4 V L +S +B
	M3 3.2	236		10.95	04.99	24.0128-0204.2 24.0128-0205.2	428204 428205			315 28,0 26,4 V L +S 315 28,0 26,4 V L +S +B
	318 i 320 i 323 i 325 i 328 i	85 110 125 141 142		01.94 12.93 06.95 03.93 03.95	04.99 04.99 04.99 04.99 04.99	24.0741-1103.3	360161	2		Radsensor L=560
	M3 3.0 M3 3.2	210 236		01.94 10.95	04.99 04.99					
	318 i 320 i 323 i 325 i	85 110 125 141		01.94 12.93 06.95 03.93	04.99 04.99 04.99 04.99	13.0460-3605.2 13.0470-3605.2 24.8190-0206.2	603605 LD3605 620206	1		20180 17,3 +/WE ATE 20180 17,3 +/WE ATE Warnkontakt L=790mm

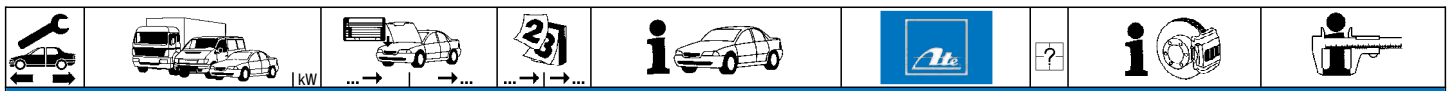
1) + engine code M50 / + codice motore M50 / + moteur code M50 / + motor code M50
 2) + engine code M52 / + codice motore M52 / + moteur code M52 / + motor code M52
 3) two-piece brake disc / disco frenante in due parti / disque d.fr.en deux parties / disco de fr.de dos piezas



								
BMW 3er Reihe/E36 Cabrio (93-99)								
	328 i	142		03.95	04.99			
	M3 3.0	210		01.94	04.99			
	M3 3.2	236		10.95	04.99			
								13.0460-3605.2 603605 13.0470-3605.2 LD3605 24.8190-0206.2 620206
						1		20180 17,3 +/WE ATE 20180 17,3 +/WE ATE Warnkontakt L=790mm
	318 i	85		01.94	04.99			
	320 i	110		12.93	04.99			
	325 i	141		03.93	04.99			
	323 i	125		06.95	04.99			
	328 i	142		03.95	04.99			
	M3 3.0	210		01.94	04.99			
	M3 3.2	236		10.95	04.99			
								24.0110-0202.1 410202 24.0310-0202.1 510202
								20995 17,3 +/WE ATE Warnkontakt L=790mm
								280 10,0 8,4 L +S +B 280 10,0 7,6 L +S +B PD
	318 i	85		01.94	04.99			
	320 i	110		12.93	04.99			
	323 i	125		06.95	04.99			
	325 i	141		03.93	04.99			
	328 i	142		03.95	04.99			
	M3 3.0	210		01.94	04.99			
	M3 3.2	236		10.95	04.99			
								24.0119-0107.1 419107 24.0319-0107.1 519107
								276 19,0 17,4 V L +S +B 276 19,0 16,6 V L +S +B PD
								312 20,0 18,4 V L +S +B 312 20,0 18,4 V L +S +B
	318 i	85		01.94	04.99			
	320 i	110		12.93	04.99			
	323 i	125		06.95	04.99			
	325 i	141		03.93	04.99			
	328 i	142		03.95	04.99			
	M3 3.0	210		01.94	04.99			
	M3 3.2	236		10.95	04.99			
								03.0137-0248.2 650248 03.0137-9148.2 669148
								161 x 25 Bremsbacken-Zubehör
								180 x 25 Bremsbacken-Zubehör
BMW 3er Reihe/E36 Compact (94-00)								
	316 g	75		03.94	08.00			
	316 i 1.6	75		03.94	08.00			
	316 i 1.9	77		12.98	08.00			
	318 tds	66		01.95	08.00			
	318 ti	103		11.94	08.00			
	318 ti	103		07.95	08.00			
	323 ti	125		08.97	08.00			
								13.0460-5405.2 605405 13.0470-5405.2 LD5405 24.8190-0207.2 620207
						1		21643 17,8 +/WE ATE 21643 17,8 +/WE ATE Warnkontakt L=786mm
	316 g	75		03.94	08.00			
	316 i 1.6	75		03.94	08.00			
	316 i 1.9	77		12.98	08.00			
	318 tds	66		01.95	08.00			
	318 ti	103		11.94	08.00			
	318 ti	103		07.95	08.00			
	318 ti	103		07.95	08.00			
	323 ti	125		08.97	08.00			
								24.0112-0126.1 412126 24.0312-0126.1 512126
								286 12,0 10,4 +S +B 286 12,0 9,6 +S +B PD
	316 g	75		03.94	08.00			
	316 i 1.6	75		03.94	08.00			
	316 i 1.9	77		12.98	08.00			
	318 tds	66		01.95	08.00			
	318 ti	103		11.94	08.00			
	318 ti	103		07.95	08.00			
	323 ti	125		08.97	08.00			
								24.0741-1103.3 360161
								2 Radsensor L=560
	316 g	75		03.94	08.00			
	316 i 1.6	75		03.94	08.00			
	316 i 1.9	77		12.98	08.00			
	318 tds	66		01.95	08.00			
	318 ti	103		11.94	08.00			
	318 ti	103		07.95	08.00			
	323 ti	125		08.97	08.00			
								13.0460-3605.2 603605 13.0470-3605.2 LD3605 24.8190-0211.2 620211
						1		20180 17,3 +/WE ATE 20180 17,3 +/WE ATE Warnkontakt L=840mm
	316 g	75		03.94	08.00			
	316 i 1.6	75		03.94	08.00			
	316 i 1.9	77		12.98	08.00			
	318 tds	66		01.95	08.00			
	318 ti	103		11.94	08.00			
	318 ti	103		07.95	08.00			
	323 ti	125		08.97	08.00			
								24.0110-0211.1 410211
								272 10,0 8,4 L +S +B
	316 g	75		03.94	08.00			
	316 i 1.6	75		03.94	08.00			
	318 tds	66		01.95	08.00			
								03.0137-0247.2 650247 03.0137-9147.2 669147
								229 x 42 HEB Bremsbacken-Zubehör
	316 g	75		03.94	08.00			
	316 i 1.6	75		03.94	08.00			
	318 tds	66		01.95	08.00			
								24.0222-8013.1 480030
								229/229,5 x 47
	316 g	75		03.94	08.00			
	316 i 1.6	75		03.94	08.00			
	318 tds	66		01.95	08.00			
								03.0420-5322.3 685322 03.0520-5322.3 695322
								22,20/229x42 Kit 22,20/229x42 TopKit
	316 g	75		03.94	08.00			
	316 i 1.6	75		03.94	08.00			
	316 i 1.9	77		12.98	08.00			
	318 tds	66		01.95	08.00			
	318 ti	103		11.94	08.00			
	318 ti	103		07.95	08.00			
	323 ti	125		08.97	08.00			
								03.0137-0248.2 650248 03.0137-9148.2 669148
								161 x 25 Bremsbacken-Zubehör

1) + engine code M42 / + codice motore M42 / + moteur code M42 / + motor code M42















2) + engine code M44 / + codice motore M44 / + moteur code M44 / + motor code M44

















BMW 3er Reihe/E46 Limousine (98-05)

	316 i	85	02.02	02.05		13.0460-5405.2	605405			21643 17,8 +/WE	ATE	
	316 i 1.6	77	04.00	02.05		13.0470-5405.2	LD5405			21643 17,8 +/WE	ATE	
	316 i 1.9	77	09.98	02.05		24.8190-0220.2	620220	1		Warnkontakt L=601mm		
	318 d	85	09.01	02.05								
	318 i	87	02.98	02.05								
	318 i	105	09.01	02.05								
	320 d	95	02.98	02.05								
	320 d	100	04.98	02.05								
	320 d	110	09.01	02.05								
	320 i	110	03.98	02.05								
	320 i	125	09.00	02.05								
	323 i	125	03.98	02.05								
	325 i	141	09.00	02.05	- erhöhte Zuladung ¹⁾							
	328 i	142	02.98	02.05								
	325 i	141	09.00	02.05	+ erhöhte Zuladung ²⁾		13.0460-7155.2	607155			23183 20,3 +/WE	ATE
						13.0470-7155.2	LD7155			23183 20,3 +/WE	ATE	
						24.8190-0220.2	620220	1		Warnkontakt L=601mm		
325 xi	141	09.00	02.05	- erhöhte Zuladung ¹⁾		13.0460-5405.2	605405			21643 17,8 +/WE	ATE	
						13.0470-5405.2	LD5405			21643 17,8 +/WE	ATE	
						24.8190-0227.2	620227	1		Warnkontakt L=651mm		
325 xi	141	09.00	02.05	+ erhöhte Zuladung ²⁾		13.0460-7155.2	607155			23183 20,3 +/WE	ATE	
330 d	135	10.99	02.05			13.0470-7155.2	LD7155			23183 20,3 +/WE	ATE	
330 d	150	03.03	02.05			24.8190-0227.2	620227	1		Warnkontakt L=651mm		
330 i	170	06.00	02.05									
330 xd	135	06.00	02.05									
330 xd	150	03.03	02.05									
330 xi	170	06.00	02.05									
	316 i	85	02.02	02.05		24.0122-0115.1	422115			286 22,0 20,4 V L +S +B		
	316 i 1.6	77	04.00	02.05		24.0322-0115.1	522115			286 22,0 19,6 V L +S +B PD		
	316 i 1.9	77	09.98	02.05								
	318 d	85	09.01	02.05								
	318 i	87	02.98	02.05								
	318 i	105	09.01	02.05	- erhöhte Zuladung ¹⁾							
	320 d	95	02.98	02.05								
	320 d	100	04.98	02.05								
	320 i	110	03.98	02.05	- erhöhte Zuladung ¹⁾							
	320 i	125	09.00	02.05	- erhöhte Zuladung ¹⁾							
	323 i	125	03.98	02.05	- erhöhte Zuladung ¹⁾							
	318 i	105	09.01	02.05	+ erhöhte Zuladung ²⁾		24.0122-0160.1	422160			300 22,0 20,4 V L +S +B	
	320 d	110	09.01	02.05			24.0322-0160.1	522160			300 22,0 19,6 V L +S +B PD	
	320 i	110	03.98	02.05	+ erhöhte Zuladung ²⁾							
	320 i	125	09.00	02.05	+ erhöhte Zuladung ²⁾							
323 i	125	03.98	02.05	+ erhöhte Zuladung ²⁾								
325 i	141	09.00	02.05	- erhöhte Zuladung ¹⁾								
325 xi	141	09.00	02.05	- erhöhte Zuladung ¹⁾								
328 i	142	02.98	02.05									
325 i	141	09.00	02.05	+ erhöhte Zuladung ²⁾		24.0125-0138.1	425138			325 24,9 23,4 V L +S +B		
325 xi	141	09.00	02.05	+ erhöhte Zuladung ²⁾		24.0325-0138.1	525138			325 24,9 22,5 V L +S +B PD		
330 d	135	10.90	02.05									
330 d	150	03.03	02.05									
330 i	170	06.00	02.05									
330 xd	135	06.00	02.05									
330 xd	150	03.03	02.05									
330 xi	170	06.00	02.05									
	316 i 1.6	77	04.00	09.01	- DSC	24.0710-2020.1	360227	2			Radsensor L=580	
	316 i 1.9	77	09.98	09.01	- DSC							
	318 i	87	02.98	02.05	- DSC							
	320 d	95	02.98	02.05	- DSC							
	320 d	100	04.98	02.05	- DSC							
	320 i	110	03.98	02.05	- DSC							
	320 i	125	09.00	09.01	- DSC							
	323 i	125	03.98	02.05	- DSC							
	325 i	141	09.00	09.01	- DSC							
	328 i	142	02.98	02.05	- DSC							
	316 i	85	02.02	02.05		24.0711-5277.3	360322				Radsensor L=565	
	316 i 1.6	77	10.01	02.05	- DSC	24.0711-5278.3	360323				Radsensor L=565	
	316 i 1.6	77	09.00	03.03	+ DSC							
	316 i 1.9	77	10.01	02.05	- DSC							
	316 i 1.9	77	09.00	03.03	+ DSC							
318 d	85	09.01	02.05									
318 i	87	09.00	03.03	+ DSC								
318 i	105	09.01	02.05									
320 d	95	09.00	03.03	+ DSC								
320 d	100	09.00	03.03	+ DSC								
320 d	110	09.01	02.05									
320 i	125	10.01	02.05	- DSC								
320 i	125	09.00	03.03	+ DSC								
325 i	141	10.01	02.05	- DSC								
325 i	141	09.00	02.05	+ DSC								
330 d	135	10.99	02.05									
330 d	150	03.03	02.05									
330 i	170	06.00	02.05									




















¹⁾ - increased payload / - carico utile maggiorato / - charge utile augmentée / - incremento de carga
²⁾ + increased payload / + carico utile maggiorato / + charge utile augmentée / + incremento de carga

													
BMW 3er Reihe/E46 Limousine (98-05)													
	316 i	85	02.02	02.05	13.0460-3605.2	603605	1	20180 17,3 +/WE 20180 17,3 +/WE Warnkontakt L=1338mm	ATE ATE				
	316 i 1.6	77	04.00	02.05	13.0470-3605.2	LD3605							
	316 i 1.9	77	09.98	02.05	24.8190-0221.2	620221							
	318 d	85	09.01	02.05									
	318 i	87	02.98	02.05									
	318 i	105	09.01	02.05									
	320 d	95	02.98	02.05									
	320 d	100	04.98	02.05									
	320 d	110	09.01	02.05									
	320 i	110	03.98	02.05									
	320 i	125	09.00	02.05									
	323 i	125	03.98	02.05									
	325 i	141	09.00	02.05	- erhöhte Zuladung ¹⁾								
	325 xi	141	09.00	02.05	- erhöhte Zuladung ¹⁾								
	328 i	142	02.98	02.05									
	325 i	141	09.00	02.05	+ erhöhte Zuladung ²⁾	13.0460-7079.2				607079	1	21487 17,3 +/WE 21487 17,3 +/WE Warnkontakt L=1338mm	ATE ATE
	325 xi	141	09.00	02.05	+ erhöhte Zuladung ²⁾	13.0470-7079.2				LD7079			
330 d	135	10.99	02.05		24.8190-0221.2	620221							
330 d	150	03.03	02.05										
330 i	170	06.00	02.05										
330 xd	135	06.00	02.05										
330 xd	150	03.03	02.05										
330 xi	170	06.00	02.05										
	316 i	85	02.02	02.05	- erhöhte Zuladung ¹⁾	24.0110-0202.1	410202		280 10,0 8,4 L +S +B 280 10,0 7,6 L +S +B PD				
	316 i 1.6	77	04.00	02.05		24.0310-0202.1	510202						
	316 i 1.9	77	09.98	02.05	- erhöhte Zuladung ¹⁾								
	318 i	87	02.98	02.05	- erhöhte Zuladung ¹⁾								
	316 i	85	02.02	02.05	+ erhöhte Zuladung ²⁾	24.0119-0107.1	419107						
	316 i 1.9	77	09.98	02.05	+ erhöhte Zuladung ²⁾	24.0319-0107.1	519107						
	318 d	85	09.01	02.05									
	318 i	87	02.98	02.05	+ erhöhte Zuladung ²⁾								
	318 i	105	09.01	02.05	- erhöhte Zuladung ¹⁾								
	320 d	95	02.98	02.05									
	320 d	100	04.98	02.05									
	320 i	110	03.98	02.05	- erhöhte Zuladung ¹⁾								
	320 i	125	09.00	02.05	- erhöhte Zuladung ¹⁾								
	323 i	125	03.98	02.05	- erhöhte Zuladung ¹⁾								
	318 i	105	09.01	02.05	+ erhöhte Zuladung ²⁾	24.0119-0108.1	419108						
	320 d	110	09.01	02.05		24.0319-0108.1	519108						
	320 i	110	03.98	02.05	+ erhöhte Zuladung ²⁾								
	320 i	125	09.00	02.05	+ erhöhte Zuladung ²⁾								
	323 i	125	03.98	02.05	+ erhöhte Zuladung ²⁾								
	325 i	141	09.00	02.05	- erhöhte Zuladung ¹⁾								
	328 i	142	02.98	02.05									
	325 xi	141	09.00	02.05	- erhöhte Zuladung ¹⁾	24.0119-0113.1	419113						
	325 xi	141	09.00	02.05	+ erhöhte Zuladung ²⁾	24.0122-0209.1	422209						
	330 d	135	10.99	02.05									
	330 d	150	03.03	02.05									
	330 i	170	06.00	02.05									
	330 xd	135	06.00	02.05									
330 xd	150	03.03	02.05										
330 xi	170	06.00	02.05										
	316 i 1.6	77	04.00	09.01	- DSC	24.0751-1179.3	360169	2 	Radsensor L=981				
	316 i 1.9	77	09.98	09.01	- DSC								
	318 i	87	02.98	02.05	- DSC								
	320 d	95	02.98	02.05	- DSC								
	320 d	100	04.98	02.05	- DSC								
	320 i	110	03.98	02.05									
	320 i	125	09.00	09.01	- DSC								
	323 i	125	03.98	02.05									
	325 i	141	09.00	09.01	- DSC								
	328 i	142	02.98	02.05									
	316 i	85	02.02	02.05		24.0711-6041.3	360124						
	316 i 1.6	77	10.01	02.05	- DSC								
	316 i 1.6	77	09.00	03.03	+ DSC								
	316 i 1.9	77	10.01	02.05	- DSC								
	316 i 1.9	77	09.00	03.03	+ DSC								
	318 d	85	09.01	02.05									
	318 i	87	09.00	03.03	+ DSC								
318 i	105	09.01	02.05										
320 d	95	09.00	03.03	+ DSC									
320 d	100	09.00	03.03	+ DSC									
320 d	110	09.01	02.05										
320 i	125	10.01	02.05	- DSC									
320 i	125	09.00	03.03	+ DSC									
325 i	141	10.01	02.05	- DSC									
325 i	141	09.00	02.05	+ DSC									
330 d	135	10.99	02.05		24.0751-1183.3	360298							
330 d	150	03.03	02.05		24.0711-6042.3	360125							
330 i	170	06.00	02.05										
	316 i	85	02.02	02.05	03.0137-0379.2	650379		161 x 20 Bremsbacken-Zubehör Bremsbacken-Zubehör Spreizschloß Satz					
	316 i 1.6	77	04.00	02.05	03.0137-9265.2	669265							
	316 i 1.9	77	09.98	02.05	03.0137-9701.2	669701							
	318 d	85	09.01	02.05	03.0137-9702.2	669702							
	318 i	87	02.98	02.05									
318 i	105	09.01	02.05										



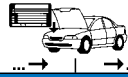











¹⁾ - increased payload / - carico utile maggiorato / - charge utile augmentée / - incremento de carga
²⁾ + increased payload / + carico utile maggiorato / + charge utile augmentée / + incremento de carga

										
BMW 3er Reihe/E46 Limousine (98-05)										
	320 d	95	02.98	02.05		03.0137-0379.2	650379		161 x 20 Bremsbacken-Zubehör Bremsbacken-Zubehör Spreizschloß Satz	
	320 d	100	04.98	02.05		03.0137-9265.2	669265			
	320 d	110	09.01	02.05		03.0137-9701.2	669701			
	320 i	110	03.98	02.05		03.0137-9702.2	669702			
	320 i	125	09.00	02.05						
	323 i	125	03.98	02.05						
	325 i	141	09.00	02.05						
	328 i	142	02.98	02.05						
	325 xi	141	09.00	02.05		03.0137-0305.2	650305			185 x 20 Bremsbacken-Zubehör Bremsbacken-Zubehör Spreizschloß Satz
	330 d	135	10.99	02.05		03.0137-9062.2	669062			
	330 d	150	03.03	02.05		03.0137-9700.2	669700			
	330 i	170	06.00	02.05		03.0137-9702.2	669702			
	330 xd	135	06.00	02.05						
	330 xd	150	03.03	02.05						
330 xi	170	06.00	02.05							
330 xi	170	06.00	02.05							
BMW 3er Reihe/E46 Touring (99-05)										
	316 i	85	03.02	02.05		13.0460-5405.2	605405		21643 17,8 +/WE ATE 21643 17,8 +/WE ATE Warnkontakt L=601mm	
	318 d	85	03.02	02.05		13.0470-5405.2	LD5405	1		
	318 i	87	10.99	02.05		24.8190-0220.2	620220			
	318 i	105	09.01	02.05						
	320 d	100	03.00	02.05						
	320 d	110	09.01	02.05						
	320 i	110	10.99	02.05						
	320 i	125	09.00	02.05						
	325 i	141	09.00	02.05						
	328 i	142	10.99	02.05						
	325 xi	141	09.00	02.05		13.0460-5405.2	605405			21643 17,8 +/WE ATE 21643 17,8 +/WE ATE Warnkontakt L=651mm
						13.0470-5405.2	LD5405	1		
	330 d	135	10.99	02.05		13.0460-7155.2	607155			23183 20,3 +/WE ATE 23183 20,3 +/WE ATE Warnkontakt L=651mm
	330 d	150	03.03	02.05		13.0470-7155.2	LD7155			
330 i	170	06.00	02.05		24.8190-0227.2	620227	1			
330 xd	135	06.00	02.05							
330 xd	150	03.03	02.05							
330 xi	170	06.00	02.05							
	316 i	85	03.02	02.05		24.0122-0115.1	422115		286 22,0 20,4 V L +S +B 286 22,0 19,6 V L +S +B PD	
	318 d	85	03.02	02.05	- erhöhte Zuladung 1)	24.0322-0115.1	522115			
	318 i	87	10.99	02.05						
	318 i	105	09.01	02.05						
	320 d	100	03.00	02.05						
	320 i	110	10.99	02.05						
	318 d	85	03.02	02.05	+ erhöhte Zuladung 2)	24.0122-0160.1	422160			
	320 d	110	09.01	02.05		24.0322-0160.1	522160			
	320 i	125	09.00	02.05						
	325 i	141	09.00	02.05						
	325 xi	141	09.00	02.05						
	328 i	142	10.99	02.05						
	330 d	135	10.99	02.05		24.0125-0138.1	425138			325 24,9 23,4 V L +S +B 325 24,9 22,5 V L +S +B PD
	330 d	150	03.03	02.05		24.0325-0138.1	525138			
330 i	170	06.00	02.05							
330 xd	135	06.00	02.05							
330 xd	150	03.03	02.05							
330 xi	170	06.00	02.05							
	318 i	87	10.99	02.05	- DSC	24.0710-2020.1	360227	2	Radsensor L=580	
	320 d	100	03.00	02.05	- DSC					
	320 i	110	10.99	02.05						
	320 i	125	09.00	08.01	- DSC					
	325 i	141	09.00	08.01	- DSC					
	328 i	142	10.99	02.05						
	330 d	135	10.99	08.01	- DSC					
	316 i	85	03.02	02.05		24.0711-5277.3	360322			Radsensor L=565 Radsensor L=565
	318 d	85	03.02	02.05		24.0711-5278.3	360323			
	318 i	87	10.99	02.05	+ DSC					
318 i	105	09.01	02.05							
320 d	100	09.00	03.03	+ DSC						
320 d	110	09.01	02.05							
320 i	125	09.01	02.05	- DSC						
320 i	125	09.00	02.05	+ DSC						
325 i	141	09.01	02.05	- DSC						
325 i	141	09.00	03.03	+ DSC						
330 d	135	09.01	02.05	- DSC						
330 d	135	09.00	03.03	+ DSC						
330 d	150	03.03	02.05							
330 i	170	06.00	02.05							
	316 i	85	03.02	02.05		13.0460-3605.2	603605		20180 17,3 +/WE ATE 20180 17,3 +/WE ATE Warnkontakt L=1338mm	
	318 d	85	03.02	02.05		13.0470-3605.2	LD3605			
	318 i	87	10.99	02.05		24.8190-0221.2	620221	1		
	318 i	105	09.01	02.05						
	320 d	100	03.00	02.05						
	320 d	110	09.01	02.05						
	320 i	110	10.99	02.05						
	320 i	125	09.00	02.05						
	325 i	141	09.00	02.05						
	325 xi	141	09.00	02.05						
328 i	142	10.99	02.05							



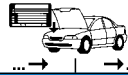













1) - increased payload / - carico utile maggiorato / - charge utile augmentée / - incremento de carga
2) + increased payload / + carico utile maggiorato / + charge utile augmentée / + incremento de carga

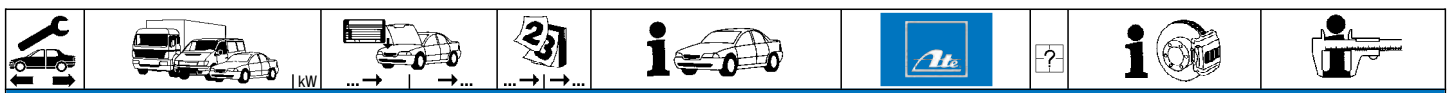
											
BMW 3er Reihe/E46 Touring (99-05)											
	330 d	135		10.99	02.05		13.0460-7079.2	607079		21487 17,3 +/WE	ATE
	330 d	150		03.03	02.05		13.0470-7079.2	LD7079		21487 17,3 +/WE	ATE
	330 i	170		06.00	02.05		24.8190-0221.2	620221	1	Warnkontakt L=1338mm	
	330 xd	135		06.00	02.05						
	330 xd	150		03.03	02.05						
	330 xi	170		06.00	02.05						
	316 i	85		03.02	02.05		24.0119-0107.1	419107		276 19,0 17,4 V L +S +B	
	318 d	85		03.02	02.05	- erhöhte Zuladung ¹⁾	24.0319-0107.1	519107		276 19,0 16,6 V L +S +B PD	
	318 i	87		10.99	02.05						
	318 i	105		09.01	02.05						
	320 d	100		03.00	02.05						
	320 i	110		10.99	02.05						
	318 d	85		03.02	02.05	+ erhöhte Zuladung ²⁾	24.0119-0108.1	419108		294 18,9 17,4 V L +S +B	
	320 d	110		09.01	02.05		24.0319-0108.1	519108		294 18,9 17,4 V L +S +B PD	
	320 i	125		09.00	02.05						
	325 i	141		09.00	02.05						
	328 i	142		10.99	02.05						
	325 xi	141		09.00	02.05		24.0119-0113.1	419113		294 19,0 17,4 V L +S +B	
	330 d	135		10.99	02.05		24.0122-0209.1	422209		320 22,0 20,4 V L +S +B	
	330 d	150		03.03	02.05						
	330 i	170		06.00	02.05						
	330 xd	135		06.00	02.05						
	330 xd	150		03.03	02.05						
	330 xi	170		06.00	02.05						
	318 i	87		10.99	02.05	- DSC	24.0751-1179.3	360169	2		Radsensor L=981
	320 d	100		03.00	02.05	- DSC					
	320 i	110		10.99	02.05						
	320 i	125		09.00	08.01	- DSC					
	328 i	142		10.99	02.05						
	316 i	85		03.02	02.05		24.0711-6041.3	360124	2		Radsensor L=981
	318 d	85		03.02	02.05						
	318 i	87		09.00	03.03	+ DSC					
	318 i	105		09.01	02.05						
	320 d	100		09.00	03.03	+ DSC					
	320 d	110		09.01	02.05						
	320 i	125		09.01	02.05	- DSC					
	320 i	125		09.00	02.05	+ DSC					
	325 i	141		09.01	02.05	- DSC					
	325 i	141		09.00	03.03	+ DSC					
	330 i	170		09.00	02.05	+ Automatikgetriebe ³⁾					
	330 d	135		10.99	08.00		24.0751-1183.3	360298	2		Radsensor L=981
	330 i	170		06.00	08.01	+ Schaltgetriebe ⁴⁾					
	330 d	135		09.00	02.05		24.0711-6042.3	360125	2		Radsensor L=981
	330 d	150		03.03	02.05						
	330 i	170		09.01	02.05	+ Schaltgetriebe ⁴⁾					
	316 i	85		03.02	02.05		03.0137-0379.2	650379		161 x 20	
	318 d	85		03.02	02.05		03.0137-9265.2	669265		Bremsbacken-Zubehör	
	318 i	87		10.99	02.05		03.0137-9701.2	669701		Bremsbacken-Zubehör	
	318 i	105		09.01	02.05		03.0137-9702.2	669702		Spreizschloß Satz	
	320 d	100		03.00	02.05						
	320 d	110		09.01	02.05						
	320 i	110		10.99	02.05						
	320 i	125		09.00	02.05						
	325 i	141		09.00	02.05						
	328 i	142		10.99	02.05						
	325 xi	141		09.00	02.05		03.0137-0305.2	650305		185 x 20	
	330 d	135		10.99	02.05		03.0137-9062.2	669062		Bremsbacken-Zubehör	
	330 d	150		03.03	02.05		03.0137-9700.2	669700		Bremsbacken-Zubehör	
	330 i	170		06.00	02.05		03.0137-9702.2	669702		Spreizschloß Satz	
	330 xd	135		06.00	02.05						
	330 xd	150		03.03	02.05						
	330 xi	170		06.00	02.05						
BMW 3er Reihe/E46 Coupe (99-06)											
	316 Ci	77		04.00	09.06		13.0460-5405.2	605405		21643 17,8 +/WE	ATE
	316 Ci	85		06.02	09.06		13.0470-5405.2	LD5405		21643 17,8 +/WE	ATE
	318 Ci	87		11.99	09.01		24.8190-0220.2	620220	1	Warnkontakt L=601mm	
	318 Ci	105		09.01	09.06						
	318 Ci	110		03.05	09.06						
	320 Cd	110		11.03	09.06						
	320 Ci	110		08.99	09.00						
	320 Ci	125		09.00	09.06						
	323 Ci	125		04.99	09.00						
	325 Ci	141		09.00	09.06						
	328 Ci	142		04.99	06.00						
	330 Cd	150		03.03	09.06		13.0460-7155.2	607155		23183 20,3 +/WE	ATE
	330 Ci	170		06.00	09.06		13.0470-7155.2	LD7155		23183 20,3 +/WE	ATE
	330 xi	170		06.00	09.06		24.8190-0227.2	620227	1	Warnkontakt L=651mm	
	M3	252		06.00	09.06		13.0460-7185.2	607185		21064 20,3 +/WE	ATE
	M3 CSL	265		06.03	09.06		24.8190-0227.2	620227	1	Warnkontakt L=651mm	
	316 Ci	77		04.00	09.06		24.0122-0115.1	422115		286 22,0 20,4 V L +S +B	
	316 Ci	85		06.02	09.06		24.0322-0115.1	522115		286 22,0 19,6 V L +S +B PD	
	318 Ci	87		11.99	09.01						
	318 Ci	105		09.01	09.06						
	318 Ci	110		03.05	09.06						

1) - increased payload / - carico utile maggiorato / - charge utile augmentée / - incremento de carga
2) + increased payload / + carico utile maggiorato / + charge utile augmentée / + incremento de carga
3) + autom.transmission / + scatola cambio automatico / + transmission automatique / + cambio automático
4) + manual transmission / + scatola cambio velocità / + transmission mécanique / + cambio de velocidad

									
BMW 3er Reihe/E46 Coupe (99-06)									
	320 Ci	110		08.99	09.00	24.0122-0115.1	422115		286 22,0 20,4 V L +S +B
	320 Ci	125		09.00	09.06	24.0322-0115.1	522115		286 22,0 19,6 V L +S +B PD
	323 Ci	125		04.99	09.00				
	320 Cd	110		11.03	09.06	24.0122-0160.1	422160		300 22,0 20,4 V L +S +B
	325 Ci	141		09.00	09.06	24.0322-0160.1	522160		300 22,0 19,6 V L +S +B PD
	328 Ci	142		04.99	06.00				
	330 Cd	150		03.03	09.06	24.0125-0138.1	425138		325 24,9 23,4 V L +S +B
	330 Ci	170		06.00	09.06	24.0325-0138.1	525138		325 24,9 22,5 V L +S +B PD
	330 xi	170		06.00	09.06				
	M3	252		06.00	09.06	24.0128-0206.2	428206	<input type="checkbox"/> - Competition Paket 1)	325 28,0 26,4 V L +S +B
					24.0128-0207.2	428207	<input type="checkbox"/> - Competition Paket 1)	325 28,0 26,4 V L +S +B	
					24.0128-0208.2	428208	<input type="checkbox"/> + Competition Paket 2)	345 28,0 26,4 V L +S +B	
					24.0128-0209.2	428209	<input type="checkbox"/> + Competition Paket 2)	345 28,0 26,4 V L +S +B	
M3 CSL	265		06.03	09.06	24.0128-0208.2	428208	<input type="checkbox"/> zweiteilige Bremsscheibe 3)	345 28,0 26,4 V L +S +B	
					24.0128-0209.2	428209	<input type="checkbox"/> zweiteilige Bremsscheibe 3)	345 28,0 26,4 V L +S +B	
	316 Ci	77		04.00	09.06	24.0711-5277.3	360322	<input type="checkbox"/> + DSC	Radsensor L=565
	318 Ci	87		11.99	09.01	24.0711-5278.3	360323	<input type="checkbox"/> + DSC	Radsensor L=565
	320 Ci	110		08.99	09.00				
	320 Ci	125		09.00	09.06				
	323 Ci	125		04.99	09.00				
	325 Ci	141		09.00	09.06				
	330 Ci	170		09.00	09.06				
	330 xi	170		09.00	09.06				
	316 Ci	77		09.01	09.06	24.0711-5277.3	360322	<input type="checkbox"/> - DSC	Radsensor L=565
	320 Ci	125		09.01	09.06	24.0711-5278.3	360323	<input type="checkbox"/> - DSC	Radsensor L=565
325 Ci	141		09.01	09.06					
316 Ci	85		06.02	09.06	24.0711-5277.3	360322	<input type="checkbox"/>	Radsensor L=565	
318 Ci	105		09.01	09.06	24.0711-5278.3	360323	<input type="checkbox"/>	Radsensor L=565	
318 Ci	110		03.05	09.06					
320 Cd	110		11.03	09.06					
330 Cd	150		03.03	09.06					
330 Ci	170		09.01	09.06					
M3	252		09.02	09.06					
M3 CSL	265		06.03	09.06					
	316 Ci	77		04.00	09.06	13.0460-3605.2	603605		20180 17,3 +/WE ATE
	316 Ci	85		06.02	09.06	13.0470-3605.2	LD3605		20180 17,3 +/WE ATE
	318 Ci	87		11.99	09.01	24.8190-0221.2	620221	1	Warnkontakt L=1338mm
	318 Ci	105		09.01	09.06				
	318 Ci	110		03.05	09.06				
	320 Cd	110		11.03	09.06				
	320 Ci	110		08.99	09.00				
	320 Ci	125		09.00	09.06				
	323 Ci	125		04.99	09.00				
	325 Ci	141		09.00	09.06				
328 Ci	142		04.99	06.00					
330 Cd	150		03.03	09.06	13.0460-7079.2	607079		21487 17,3 +/WE ATE	
330 Ci	170		06.00	09.06	13.0470-7079.2	LD7079		21487 17,3 +/WE ATE	
330 xi	170		06.00	09.06	24.8190-0221.2	620221	1	Warnkontakt L=1338mm	
M3	252		06.00	09.06	13.0460-7079.2	607079		21487 17,3 +/WE ATE	
M3 CSL	265		06.03	09.06	13.0470-7079.2	LD7079		21487 17,3 +/WE ATE	
					24.8190-0228.2	620228	1	Warnkontakt L=1353mm	
	316 Ci	77		04.00	09.06	24.0110-0202.1	410202		280 10,0 8,4 L +S +B
	316 Ci	85		06.02	09.06	24.0310-0202.1	510202		280 10,0 7,6 L +S +B PD
	318 Ci	87		11.99	09.01				
	318 Ci	105		09.01	09.06	24.0119-0107.1	419107		276 19,0 17,4 V L +S +B
	318 Ci	110		03.05	09.06	24.0319-0107.1	519107		276 19,0 16,6 V L +S +B PD
	320 Ci	110		08.99	09.00				
	320 Ci	125		09.00	09.06				
	323 Ci	125		04.99	09.00				
	320 Cd	110		11.03	09.06	24.0119-0108.1	419108		294 18,9 17,4 V L +S +B
	325 Ci	141		09.00	09.06	24.0319-0108.1	519108		294 18,9 17,4 V L +S +B PD
328 Ci	142		04.99	06.00					
330 Cd	150		03.03	09.06	24.0122-0209.1	422209		320 22,0 20,4 V L +S +B	
330 Ci	170		06.00	09.06					
330 xi	170		06.00	09.06					
	316 Ci	77		04.00	08.00	24.0751-1179.3	360169	2 <input type="checkbox"/> + DSC	Radsensor L=981
	318 Ci	87		11.99	08.00				
	316 Ci	77		09.00	09.06	24.0711-6041.3	360124	2 <input type="checkbox"/> + DSC	Radsensor L=981
	318 Ci	87		09.00	09.01				
	320 Ci	125		09.00	09.06				
	325 Ci	141		09.00	09.06				
	316 Ci	77		04.00	08.00	24.0751-1179.3	360169	2 <input type="checkbox"/>	Radsensor L=981
	318 Ci	87		11.99	08.01				
	320 Ci	110		08.99	09.00				
	320 Ci	125		09.00	08.01				
323 Ci	125		04.99	09.00					
325 Ci	141		09.00	08.01					
328 Ci	142		04.99	06.00					
330 Ci	170		06.00	08.01					
330 xi	170		06.00	08.01					
M3	252		06.00	08.02					
316 Ci	77		09.01	09.06	24.0711-6041.3	360124	2 <input type="checkbox"/> - DSC	Radsensor L=981	
318 Ci	87		09.00	09.01					
320 Ci	125		09.01	09.06					
325 Ci	141		09.01	09.06					

1) - Competition package / - pacco Competition / - version Competition / - paquete Competition
2) + Competition package / + pacco Competition / + version Competition / + paquete Competition
3) two-piece brake disc / disco frenante in due parti / disque d.fr.en deux parties / disco de fr.de dos piezas

									
BMW 3er Reihe/E46 Coupe (99-06)									
	316 Ci	85	06.02	09.06	24.0711-6041.3	360124	2	Radsensor L=981	
	318 Ci	105	09.01	09.06					
	318 Ci	110	03.05	09.06					
	320 Cd	110	11.03	09.06					
	M3	252	09.02	09.06					
	M3 CSL	265	06.03	09.06					
	330 Cd	150	03.03	09.06	24.0711-6042.3	360125	2		Radsensor L=981
330 Ci	170	09.01	09.06	- DSC					
330 Ci	170	06.00	09.06	+ DSC					
330 xi	170	09.01	09.06	- DSC					
330 xi	170	06.00	09.06	+ DSC					
	316 Ci	77	04.00	09.06	03.0137-0379.2	650379		161 x 20 Bremsbacken-Zubehör Bremsbacken-Zubehör Spreizschloß Satz	
	316 Ci	85	06.02	09.06	03.0137-9265.2	669265			
	318 Ci	87	11.99	09.01	03.0137-9701.2	669701			
	318 Ci	105	09.01	09.06	03.0137-9702.2	669702			
	318 Ci	110	03.05	09.06					
	320 Cd	110	11.03	09.06					
	320 Ci	110	08.99	09.00					
	320 Ci	125	09.00	09.06					
	323 Ci	125	04.99	09.00					
	325 Ci	141	09.00	09.06					
	328 Ci	142	04.99	06.00					
	330 Cd	150	03.03	09.06	03.0137-0305.2	650305			185 x 20 Bremsbacken-Zubehör Bremsbacken-Zubehör Spreizschloß Satz
	330 Ci	170	06.00	09.06	03.0137-9062.2	669062			
330 xi	170	06.00	09.06	03.0137-9700.2	669700				
M3	252	06.00	09.06	03.0137-0419.2	650419		185 x 30		
M3 CSL	265	06.03	09.06						
BMW 3er Reihe/E46 Cabrio (00-06)									
	318 Ci	105	09.01	09.06	13.0460-5405.2	605405		21643 17,8 +/WE ATE 21643 17,8 +/WE ATE Warnkontakt L=601mm	
	318 Ci	110	02.05	09.06	13.0470-5405.2	LD5405			
	320 Cd	110	02.05	09.06	24.8190-0220.2	620220	1		
	320 Ci	125	09.00	09.06					
	323 Ci	125	04.00	09.00					
	325 Ci	141	09.00	09.06					
	330 Cd	150	08.05	09.06	13.0460-7155.2	607155			23183 20,3 +/WE ATE 23183 20,3 +/WE ATE Warnkontakt L=651mm
330 Ci	170	06.00	09.06	13.0470-7155.2	LD7155	1			
M3 3.2	252	04.01	09.06	24.8190-0227.2	620227	1	21064 20,3 +/WE ATE Warnkontakt L=651mm		
	318 Ci	105	09.01	09.06	24.0122-0115.1	422115		286 22,0 20,4 V L +S +B 286 22,0 19,6 V L +S +B PD 300 22,0 20,4 V L +S +B 300 22,0 19,6 V L +S +B PD	
	318 Ci	110	02.05	09.06	24.0322-0115.1	522115			
	320 Cd	110	02.05	09.06	24.0122-0160.1	422160			
	320 Ci	125	09.00	09.06	24.0322-0160.1	522160			
	323 Ci	125	04.00	09.00					
	325 Ci	141	09.00	09.06					
	330 Cd	150	08.05	09.06	24.0125-0138.1	425138			325 24,9 23,4 V L +S +B 325 24,9 22,5 V L +S +B PD
330 Ci	170	06.00	09.06	24.0325-0138.1	525138				
M3 3.2	252	04.01	09.06	24.0128-0206.2	428206		325 28,0 26,4 V L +S +B 325 28,0 26,4 V L +S +B		
				24.0128-0207.2	428207				
	320 Ci	125	09.00	08.01	24.0710-2020.1	360227	2	Radsensor L=580	
	323 Ci	125	04.00	09.00					
	325 Ci	141	09.00	08.01					
	330 Ci	170	06.00	08.00					
	M3 3.2	252	04.01	08.02					
	318 Ci	105	09.01	09.06	24.0711-5277.3	360322			Radsensor L=565 Radsensor L=565
	318 Ci	110	02.05	09.06	24.0711-5278.3	360323			
320 Cd	110	02.05	09.06						
320 Ci	125	09.01	09.06						
325 Ci	141	09.01	09.06						
330 Cd	150	08.05	09.06						
330 Ci	170	09.00	09.06						
M3 3.2	252	09.02	09.06						
	318 Ci	105	09.01	09.06	13.0460-3605.2	603605		20180 17,3 +/WE ATE 20180 17,3 +/WE ATE Warnkontakt L=1338mm	
	318 Ci	110	02.05	09.06	13.0470-3605.2	LD3605			
	320 Cd	110	02.05	09.06	24.8190-0221.2	620221	1		
	320 Ci	125	09.00	09.06					
	323 Ci	125	04.00	09.00					
	325 Ci	141	09.00	09.06					
	330 Cd	150	08.05	09.06	13.0460-7079.2	607079			21487 17,3 +/WE ATE 21487 17,3 +/WE ATE Warnkontakt L=1338mm
330 Ci	170	06.00	09.06	13.0470-7079.2	LD7079	1			
M3 3.2	252	04.01	09.06	24.8190-0221.2	620221	1	21487 17,3 +/WE ATE 21487 17,3 +/WE ATE Warnkontakt L=1353mm		
	318 Ci	105	09.01	09.06	24.0119-0107.1	419107		276 19,0 17,4 V L +S +B 276 19,0 16,6 V L +S +B PD 294 18,9 17,4 V L +S +B 294 18,9 17,4 V L +S +B PD	
	318 Ci	110	02.05	09.06	24.0319-0107.1	519107			
	320 Cd	110	02.05	09.06	24.0119-0108.1	419108			
	320 Ci	125	09.00	09.06	24.0319-0108.1	519108			
	323 Ci	125	04.00	09.00					
	325 Ci	141	09.00	09.06					
	330 Cd	150	08.05	09.06	24.0122-0209.1	422209			320 22,0 20,4 V L +S +B
330 Ci	170	06.00	09.06						



BMW 3er Reihe/E46 Cabrio (00-06)

	320 Ci	125		09.00	08.01		24.0751-1179.3	360169	2		Radsensor L=981
	323 Ci	125		04.00	09.00						
	325 Ci	141		09.00	08.01						
	330 Ci	170		06.00	08.00						
	M3 3.2	252		04.01	08.02						
	318 Ci	105		09.01	09.06		24.0711-6041.3	360124	2		Radsensor L=981
	318 Ci	110		02.05	09.06						
	320 Cd	110		02.05	09.06						
	320 Ci	125		09.01	09.06						
	325 Ci	141		09.01	09.06						
330 Ci	170		09.00	09.06	+ Automatikgetriebe 1)						
M3 3.2	252		09.02	09.06							
330 Cd	150		08.05	09.06		24.0711-6042.3	360125	2		Radsensor L=981	
330 Ci	170		09.00	09.06	+ Schaltgetriebe 2)						
	318 Ci	105		09.01	09.06		03.0137-0379.2	650379			161 x 20 Bremsbacken-Zubehör
	318 Ci	110		02.05	09.06		03.0137-9265.2	669265			Bremsbacken-Zubehör
	320 Cd	110		02.05	09.06		03.0137-9701.2	669701			Spreizschloß Satz
	320 Ci	125		09.00	09.06		03.0137-9702.2	669702			
	323 Ci	125		04.00	09.00						
	325 Ci	141		09.00	09.06						
	330 Cd	150		08.05	09.06		03.0137-0305.2	650305			185 x 20 Bremsbacken-Zubehör
	330 Ci	170		06.00	09.06		03.0137-9062.2	669062			Bremsbacken-Zubehör
							03.0137-9700.2	669700			Spreizschloß Satz
							03.0137-9702.2	669702			
M3 3.2	252		04.01	09.06		03.0137-0419.2	650419			185 x 30	

BMW 3er Reihe/E46 Compact (01-05)

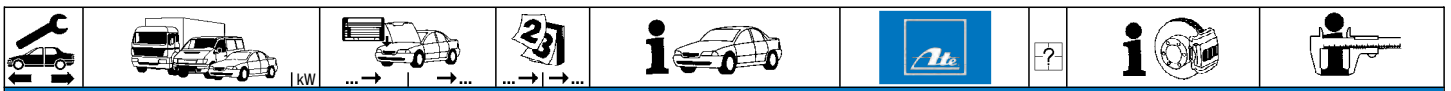
	316 ti	77		06.02	02.05		13.0460-5405.2	605405	1		21643 17,8 +/WE 21643 17,8 +/WE Warnkontakt L=601mm	ATE ATE
	316 ti	85		06.01	02.05		13.0470-5405.2	LD5405				
	318 td	85		03.03	02.05		24.8190-0220.2	620220				
	318 ti	105		09.01	02.05							
	320 td	110		09.01	02.05							
	325 ti	141		06.01	02.05							
	316 ti	77		06.02	02.05		24.0122-0115.1	422115			286 22,0 20,4 V L +S +B	
	316 ti	85		06.01	02.05		24.0322-0115.1	522115				286 22,0 19,6 V L +S +B PD
	318 td	85		03.03	02.05							
	318 ti	105		09.01	02.05							
	320 td	110		09.01	02.05		24.0122-0160.1	422160				300 22,0 20,4 V L +S +B
	325 ti	141		06.01	02.05		24.0322-0160.1	522160				300 22,0 19,6 V L +S +B PD
	316 ti	85		06.01	08.01	- DSC	24.0710-2020.1	360227	2		Radsensor L=580	
	325 ti	141		06.01	08.01	- DSC						
	316 ti	77		06.02	02.05							
	316 ti	85		09.01	02.05	- DSC						
	316 ti	85		06.01	03.03	+ DSC						
	318 td	85		03.03	02.05							
	318 ti	105		09.01	02.05							
	320 td	110		09.01	02.05							
	325 ti	141		09.01	02.05	- DSC						
	325 ti	141		06.01	02.05	+ DSC						
	316 ti	77		06.02	02.05		13.0460-3605.2	603605	1		20180 17,3 +/WE 20180 17,3 +/WE Warnkontakt L=1338mm	ATE ATE
	316 ti	85		06.01	02.05		13.0470-3605.2	LD3605				
	318 td	85		03.03	02.05		24.8190-0221.2	620221				
	318 ti	105		09.01	02.05							
	320 td	110		09.01	02.05							
	325 ti	141		06.01	02.05							
	316 ti	77		06.02	02.05		24.0110-0202.1	410202			280 10,0 8,4 L +S +B	
	316 ti	85		06.01	02.05	- erhöhte Zuladung 3)	24.0310-0202.1	510202				280 10,0 7,6 L +S +B PD
	316 ti	85		06.01	02.05	+ erhöhte Zuladung 4)	24.0119-0107.1	419107				276 19,0 17,4 V L +S +B
	318 td	85		03.03	02.05		24.0319-0107.1	519107				276 19,0 16,6 V L +S +B PD
	318 ti	105		09.01	02.05							
	320 td	110		09.01	02.05		24.0119-0108.1	419108				294 18,9 17,4 V L +S +B
325 ti	141		06.01	02.05		24.0319-0108.1	519108			294 18,9 17,4 V L +S +B PD		
	316 ti	85		06.01	08.01	- DSC	24.0751-1179.3	360169	2		Radsensor L=981	
	325 ti	141		06.01	08.01	- DSC						
	316 ti	77		06.02	02.05							
	316 ti	85		09.01	02.05	- DSC						
	316 ti	85		06.01	03.03	+ DSC						
	318 td	85		03.03	02.05							
	318 ti	105		09.01	02.05							
	320 td	110		09.01	02.05							
	325 ti	141		09.01	02.05	- DSC						
	325 ti	141		06.01	02.05	+ DSC						
	316 ti	77		06.02	02.05		03.0137-0379.2	650379			161 x 20 Bremsbacken-Zubehör	
	316 ti	85		06.01	02.05							
	318 td	85		03.03	02.05							
	318 ti	105		09.01	02.05							
	320 td	110		09.01	02.05							
	325 ti	141		06.01	02.05							

BMW 3er Reihe/E90 Limousine (05-12)

	316 i	85		01.05	08.07		13.0460-7215.2	607215	1		23935 17,8 +/WE 23935 17,8 +/WE Warnkontakt L=630mm	ATE ATE
	318 d	90		09.05	08.07	- erhöhte Zuladung 3)	13.0470-7215.2	LD7215				
	318 i	95		09.05	08.07	- erhöhte Zuladung/ + Motorcode N46 5)	24.8190-0264.2	620264				
	320 i	110		12.04	08.07	- erhöhte Zuladung/ + Motorcode N46 5)						

1) + autom.transmission / + scatola cambio automatico / + transmission automatique / + cambio automático
 2) + manual transmission / + scatola cambio velocità / + transmission mécanique / + cambio de velocidad
 3) - increased payload / - carico utile maggiorato / - charge utile augmentée / - incremento de carga
 4) + increased payload / + carico utile maggiorato / + charge utile augmentée / + incremento de carga
 5) - increased payl./+engine co.N46 / - carico utile maggior./+codic.mot.N46 / - charge utile augmentée/+moteur co.N46 / - incremento de carga/+motor co.N46





BMW 3er Reihe/E90 Limousine (05-12)

	316 d	85		07.09	02.10		13.0460-7216.2	607216			23794 20,3 +/WE	ATE
	316 i	90		09.07	02.10		13.0470-7216.2	LD7216			23794 20,3 +/WE	ATE
	318 d			09.07	02.10		24.8190-0264.2	620264	1		Warnkontakt L=630mm	
	318 d	90		09.05	08.07	+ erhöhte Zuladung ¹⁾						
	318 i	95		09.05	08.07	+ erhöhte Zuladung/ + Motorcode N46 ²⁾						
	318 i	95		03.07	08.07	- erhöhte Zuladung/ + Motorcode N46N ³⁾						
	318 i	105		09.07	02.10							
	320 i	110		12.04	08.07	+ erhöhte Zuladung/ + Motorcode N46 ²⁾						
	320 i	110		03.07	08.07	- erhöhte Zuladung/ + Motorcode N46N ³⁾						
	320 i	125		09.07	02.10	- erhöhte Zuladung ⁴⁾						
	320 si	127		06.06	02.10							
	325 d	145		09.06	02.10	- Behörde ⁵⁾						
	325 i	160		12.04	08.07	- erhöhte Zuladung/ + Motorcode N52 ⁶⁾						
	316 d	85		03.10	03.12		13.0460-7216.2	607216			23794 20,3 +/WE	ATE
	316 i	90		03.10	03.12		13.0470-7216.2	LD7216			23794 20,3 +/WE	ATE
318 d			03.10	03.12		24.8190-0284.2	620284	1		Warnkontakt L=650mm		
318 i	105		03.10	03.12								
320 i	125		03.10	03.12	- erhöhte Zuladung ⁴⁾							
320 si	127		03.10	03.12								
325 d	145		03.10	03.12	- Behörde ⁵⁾							
330 i	190		12.04	08.07	- erhöhte Zuladung/ + Motorcode N52 ⁶⁾	13.0460-7216.2	607216			23794 20,3 +/WE	ATE	
330 i	190		12.04	08.07	+ Motorcode N52N ⁷⁾	13.0470-7216.2	LD7216			23794 20,3 +/WE	ATE	
						24.8190-0264.2	620264	1		Warnkontakt L=630mm		
						24.8190-0284.2	620284	1		Warnkontakt L=650mm		
318 i	95		03.07	08.07	+ erhöhte Zuladung/ + Motorcode N46N ⁸⁾	13.0460-7238.2	607238			23313 20,3 +/WE	ATE	
						13.0470-7238.2	LD7238			23313 20,3 +/WE	ATE	
						24.8190-0264.2	620264	1		Warnkontakt L=630mm		
						24.8190-0284.2	620284	1		Warnkontakt L=650mm		
320 d	110		09.05	02.10	+ Behörde ⁹⁾	13.0460-7216.2	607216			23794 20,3 +/WE	ATE	
320 d	120		12.04	08.07	+ Behörde ⁹⁾	13.0470-7216.2	LD7216			23794 20,3 +/WE	ATE	
320 d	130		09.07	02.10	+ Behörde ⁹⁾	24.8190-0267.2	620267	1		Warnkontakt L=679mm		
320 xd			09.07	02.10	+ Behörde ⁹⁾							
325 i	160		12.04	02.10	+ erhöhte Zuladung ¹⁾							
320 d	110		03.10	03.12	+ Behörde ⁹⁾	13.0460-7216.2	607216			23794 20,3 +/WE	ATE	
320 d	130		03.10	03.12	+ Behörde ⁹⁾	13.0470-7216.2	LD7216			23794 20,3 +/WE	ATE	
320 xd			03.10	03.12	+ Behörde ⁹⁾	24.8190-0287.2	620287	1		Warnkontakt L=723mm		
325 i	160		03.10	03.12	+ erhöhte Zuladung ¹⁾							
330 d	170		09.05	08.07		13.0460-7216.2	607216			23794 20,3 +/WE	ATE	
330 i	190		12.04	08.07	+ erhöhte Zuladung/ + Motorcode N52 ¹⁰⁾	13.0470-7216.2	LD7216			23794 20,3 +/WE	ATE	
						24.8190-0267.2	620267	1		Warnkontakt L=679mm		
						24.8190-0287.2	620287	1		Warnkontakt L=723mm		
320 d	110		09.05	02.10	- Behörde ⁵⁾	13.0460-7238.2	607238			23313 20,3 +/WE	ATE	
320 d	120		12.04	02.10	- Behörde ⁵⁾	13.0470-7238.2	LD7238			23313 20,3 +/WE	ATE	
320 d	130		09.07	02.10	- Behörde ⁵⁾	24.8190-0267.2	620267	1		Warnkontakt L=679mm		
320 i	110		03.07	08.07	+ erhöhte Zuladung/ + Motorcode N46N ⁸⁾							
320 i	125		09.07	02.10	+ erhöhte Zuladung ¹⁾							
320 xd			09.07	02.10	- Behörde ⁵⁾							
325 i	160		12.04	08.07	- erhöhte Zuladung/ + Motorcode N52N ¹¹⁾							
325 i	160		09.07	02.10	- erhöhte Zuladung/ + Motorcode N53 ¹²⁾							
320 d	110		03.10	03.12	- Behörde ⁵⁾	13.0460-7238.2	607238			23313 20,3 +/WE	ATE	
320 d	120		03.10	03.12	- Behörde ⁵⁾	13.0470-7238.2	LD7238			23313 20,3 +/WE	ATE	
320 d	130		03.10	03.12	- Behörde ⁵⁾	24.8190-0287.2	620287	1		Warnkontakt L=723mm		
320 i	125		03.10	03.12	+ erhöhte Zuladung ¹⁾							
320 xd			03.10	03.12	- Behörde ⁵⁾							
325 i	160		03.10	03.12	- erhöhte Zuladung/ + Motorcode N53 ¹²⁾							
325 xi	160		01.05	08.07	+ Motorcode N52	13.0460-7216.2	607216			23794 20,3 +/WE	ATE	
325 xi	160		01.05	08.07	+ erhöhte Zuladung/ + Motorcode N52N	13.0470-7216.2	LD7216			23794 20,3 +/WE	ATE	
325 xi	160		09.07	02.10	+ erhöhte Zuladung/ + Motorcode N53	24.8190-0266.2	620266	1		Warnkontakt L=840mm		
325 xi	160		03.10	03.12	+ erhöhte Zuladung/ + Motorcode N53	13.0460-7216.2	607216			23794 20,3 +/WE	ATE	
						13.0470-7216.2	LD7216			23794 20,3 +/WE	ATE	
						24.8190-0286.2	620286	1		Warnkontakt L=867mm		
330 xd	170		09.05	08.07		13.0460-7216.2	607216			23794 20,3 +/WE	ATE	
330 xd	180		01.09	02.10	- erhöhte Zuladung ⁴⁾	13.0470-7216.2	LD7216			23794 20,3 +/WE	ATE	
330 xi	190		01.05	08.07		24.8190-0266.2	620266	1		Warnkontakt L=840mm		
330 xi	200		09.07	02.10	- erhöhte Zuladung ⁴⁾							
330 xd	180		03.10	03.12	- erhöhte Zuladung ⁴⁾	13.0460-7216.2	607216			23794 20,3 +/WE	ATE	
330 xi	200		03.10	03.12	- erhöhte Zuladung ⁴⁾	13.0470-7216.2	LD7216			23794 20,3 +/WE	ATE	
						24.8190-0286.2	620286	1		Warnkontakt L=867mm		
325 xi	160		01.05	08.07	- erhöhte Zuladung/ + Motorcode N52N ¹¹⁾	13.0460-7238.2	607238			23313 20,3 +/WE	ATE	
325 xi	160		09.07	02.10	+ erhöhte Zuladung/ + Motorcode N53	13.0470-7238.2	LD7238			23313 20,3 +/WE	ATE	
						24.8190-0266.2	620266	1		Warnkontakt L=840mm		
325 xi	160		03.10	03.12	+ erhöhte Zuladung/ + Motorcode N53	13.0460-7238.2	607238			23313 20,3 +/WE	ATE	
						13.0470-7238.2	LD7238			23313 20,3 +/WE	ATE	
						24.8190-0286.2	620286	1		Warnkontakt L=867mm		
330 xd	170		09.07	02.10		13.0460-7237.2	607237			24161 20,3 +/WE	ATE	
330 xd	180		01.09	02.10		13.0470-7237.2	LD7237			24161 20,3 +/WE	ATE	
330 xd	180		01.09	02.10	+ erhöhte Zuladung ¹⁾	13.0460-7238.2	607238			23313 20,3 +/WE	ATE	
330 xi	200		09.07	02.10	+ erhöhte Zuladung ¹⁾	13.0470-7238.2	LD7238			23313 20,3 +/WE	ATE	
						24.8190-0266.2	620266	1		Warnkontakt L=840mm		
330 xd	170		03.10	03.12		13.0460-7237.2	607237			24161 20,3 +/WE	ATE	
330 xd	180		03.10	03.12	+ erhöhte Zuladung ¹⁾	13.0470-7237.2	LD7237			24161 20,3 +/WE	ATE	
330 xi	200		03.10	03.12	+ erhöhte Zuladung ¹⁾	13.0460-7238.2	607238			23313 20,3 +/WE	ATE	
						13.0470-7238.2	LD7238			23313 20,3 +/WE	ATE	
						24.8190-0286.2	620286	1		Warnkontakt L=867mm		

¹⁾ + increased payload / + carico utile maggiorato / + charge utile augmentée / + incremento de carga

²⁾ + increased payl./+engine co.N46 / + carico utile maggior./+codic.mot.N46 / + charge utile augmentée/+moteur co.N46 / + incremento de carga/+motor co.N46

³⁾ - increased payl./+engine co.N46N / - carico utile maggior./+codic.mot.N46N / - charge utile augmentée/+moteur co.N46N / - incremento de carga/+motor co.N46N

⁴⁾ - increased payload / - carico utile maggiorato / - charge utile augmentée / - incremento de carga

⁵⁾ - authority cars / - enti statali / - véhicule communal / - vehiculos oficiales

⁶⁾ - increased payl./+engine co.N52 / - carico utile maggior./+codic.mot.N52 / - charge utile augmentée/+moteur co.N52 / - incremento de carga/+motor co.N52

⁷⁾ + engine code N52N / + codice motore N52N / + moteur code N52N / + motor code N52N

⁸⁾ + increased payl./+engine co.N46N / + carico utile maggior./+codic.mot.N46N / + charge utile augmentée/+moteur co.N46N / + incremento de carga/+motor co.N46N

⁹⁾ + authority cars / + enti statali / + véhicule communal / + vehiculos oficiales

¹⁰⁾ + increased payl./+engine co.N52 / + carico utile maggior./+codic.mot.N52 / + charge utile augmentée/+moteur co.N52 / + incremento de carga/+motor co.N52

¹¹⁾ - increased payl./+engine co.N52N / - carico utile maggior./+codic.mot.N52N / - charge utile augmentée/+moteur co.N52N / - incremento de carga/+motor co.N52N

¹²⁾ - increased payl./+engine co.N53 / - carico utile maggior./+codic.mot.N53 / - charge utile augmentée/+moteur co.N53 / - incremento de carga/+motor co.N53





BMW 3er Reihe/E90 Limousine (05-12)

	335 d	210		09.06	03.12		13.0460-7237.2	607237			24161 20,3 +/WE	ATE
	335 i	225		09.06	03.12		13.0470-7237.2	LD7237			24161 20,3 +/WE	ATE
							13.0460-7238.2	607238			23313 20,3 +/WE	ATE
							13.0470-7238.2	LD7238			23313 20,3 +/WE	ATE
							24.8190-0267.2	620267	1		Warnkontakt L=679mm	
	325 d	145		09.06	02.10	+ Behörde ¹⁾	13.0460-7237.2	607237			24161 20,3 +/WE	ATE
							13.0470-7237.2	LD7237			24161 20,3 +/WE	ATE
							13.0460-7238.2	607238			23313 20,3 +/WE	ATE
							13.0470-7238.2	LD7238			23313 20,3 +/WE	ATE
							24.8190-0267.2	620267	1		Warnkontakt L=679mm	
	325 d	145		03.10	03.12	+ Behörde ¹⁾	13.0460-7237.2	607237			24161 20,3 +/WE	ATE
							13.0470-7237.2	LD7237			24161 20,3 +/WE	ATE
							13.0460-7238.2	607238			23313 20,3 +/WE	ATE
							13.0470-7238.2	LD7238			23313 20,3 +/WE	ATE
							24.8190-0287.2	620287	1		Warnkontakt L=723mm	
	330 d	170		09.07	02.10		13.0460-7237.2	607237			24161 20,3 +/WE	ATE
	330 d	180		09.08	02.10		13.0470-7237.2	LD7237			24161 20,3 +/WE	ATE
	330 i	200		09.07	02.10		13.0460-7238.2	607238			23313 20,3 +/WE	ATE
	335 xi	225		03.07	02.10		13.0470-7238.2	LD7238			23313 20,3 +/WE	ATE
							24.8190-0267.2	620267	1		Warnkontakt L=679mm	
	330 d	170		03.10	03.12		13.0460-7237.2	607237			24161 20,3 +/WE	ATE
	330 d	180		03.10	03.12		13.0470-7237.2	LD7237			24161 20,3 +/WE	ATE
	330 i	200		03.10	03.12		13.0460-7238.2	607238			23313 20,3 +/WE	ATE
	335 xi	225		03.10	03.12		13.0470-7238.2	LD7238			23313 20,3 +/WE	ATE
							24.8190-0287.2	620287	1		Warnkontakt L=723mm	
	M3	309		12.07	03.12		13.0460-7167.2	607167			23312 20,3 +/WE	ATE
							24.8190-0271.2	620271	1		Warnkontakt L=659mm	
							24.8190-0272.2	620272	1		Warnkontakt L=672mm	
	316 d	85		07.09	03.12		13.0460-4848.2	604848		+ Performance Parts	24316 16,9 /WE	BRE
	316 i	85		01.05	08.07		24.8190-0267.2	620267	1	+ Performance Parts	Warnkontakt L=679mm	
	316 i	90		09.07	03.12							
	318 d	90		09.07	03.12							
	318 d	90		09.05	08.07							
	318 i	95		09.05	08.07							
	318 i	105		09.07	03.12							
	320 d	110		09.05	03.12							
	320 d	120		12.04	08.07							
	320 d	130		09.07	03.12							
	320 i	110		12.04	08.07							
	320 i	125		09.07	03.12							
	320 si	127		06.06	03.12							
	320 xd			09.07	03.12							
	325 d	145		09.06	03.12							
	325 i	160		12.04	03.12							
	325 xi	160		01.05	03.12							
	330 d	170		09.05	03.12							
	330 d	180		09.08	03.12							
	330 i	190		12.04	08.07							
	330 i	200		09.07	03.12							
	330 xd	170		09.05	03.12							
	330 xd	180		01.09	03.12							
	330 xi	190		01.05	08.07							
	330 xi	200		09.07	03.12							
	316 i	85		01.05	08.07		24.0122-0238.1	422238			292 22,0 20,4 V L +S +B	
	318 d	90		09.05	08.07	- erhöhte Zuladung ²⁾	24.0322-0238.1	522238			292 22,0 19,6 V L +S +B PD	
	318 i	95		09.05	08.07	- erhöhte Zuladung/ + Motorcode N46 ³⁾						
	320 i	110		12.04	08.07	- erhöhte Zuladung/ + Motorcode N46 ³⁾						
	316 d	85		07.09	03.12		24.0124-0197.1	424197			300 24,0 22,4 V L +S +B	
	316 i	90		09.07	03.12		24.0324-0197.1	524197			300 24,0 21,6 V L +S +B PD	
	318 d	90		09.07	03.12							
	318 d	90		09.05	08.07	+ erhöhte Zuladung ⁴⁾						
	318 i	95		09.05	08.07	+ erhöhte Zuladung/ + Motorcode N46 ⁵⁾						
	318 i	95		03.07	08.07	- erhöhte Zuladung/ + Motorcode N46N ⁶⁾						
	318 i	105		09.07	03.12							
	320 d	110		09.05	03.12	- Behörde ⁷⁾						
	320 d	120		12.04	08.07	- Behörde ⁷⁾						
320 i	110		12.04	08.07	+ erhöhte Zuladung/ + Motorcode N46 ⁵⁾							
320 i	110		03.07	08.07	- erhöhte Zuladung/ + Motorcode N46N ⁶⁾							
320 i	125		09.07	03.12	- erhöhte Zuladung ²⁾							
320 si	127		06.06	03.12								
325 i	160		12.04	08.07	- erhöhte Zuladung/ + Motorcode N52 ⁸⁾							
325 xi	160		01.05	08.07	- erhöhte Zuladung/ + Motorcode N52 ⁸⁾							
318 i	95		03.07	08.07	+ erhöhte Zuladung/ + Motorcode N46N ⁹⁾	24.0124-0203.1	424203			312 23,9 22,4 V L +S +B		
320 d	130		09.07	03.12	- Behörde ⁷⁾	24.0324-0203.1	524203			312 23,9 22,4 V L +S +B PD		
320 i	110		03.07	08.07	+ erhöhte Zuladung/ + Motorcode N46N ⁹⁾							
320 i	125		09.07	03.12	+ erhöhte Zuladung ⁴⁾							
320 xd			09.07	03.12	- Behörde ⁷⁾							
325 i	160		12.04	08.07	- erhöhte Zuladung/ + Motorcode N52N ¹⁰⁾							
325 i	160		09.07	03.12	- erhöhte Zuladung/ + Motorcode N53 ¹¹⁾							
325 xi	160		01.05	08.07	- erhöhte Zuladung/ + Motorcode N52N ¹⁰⁾							
325 xi	160		09.07	03.12	- erhöhte Zuladung/ + Motorcode N53 ¹¹⁾							
320 d	110		09.05	03.12	+ Behörde ¹⁾	24.0124-0200.1	424200			330 24,0 22,4 V L +S +B		
320 d	120		12.04	08.07	+ Behörde ¹⁾	24.0324-0200.1	524200			330 24,0 21,6 V L +S +B PD		
320 d	130		09.07	03.12	+ Behörde ¹⁾							
320 xd			09.07	03.12	+ Behörde ¹⁾							
325 d	145		09.06	03.12	- Behörde ⁷⁾							
325 i	160		12.04	03.12	+ erhöhte Zuladung ⁴⁾							

1) + authority cars / + enti statali / + véhicule communal / + vehiculos oficiales

2) - increased payload / - carico utile maggiorato / - charge utile augmentée / - incremento de carga

3) - increased payl./+engine co.N46 / - carico utile maggior./+codic.mot.N46 / - charge utile augmentée/+moteur co. N46 / - incremento de carga/+motor co.N46

4) + increased payload / + carico utile maggiorato / + charge utile augmentée / + incremento de carga

5) + increased payl./+engine co.N46 / + carico utile maggior./+codic.mot.N46 / + charge utile augmentée/+moteur co. N46 / + incremento de carga/+motor co.N46

6) - increased payl./+engine co.N46N / - carico utile maggior./+codic.mot.N46N / - charge utile augmentée/+moteur co.N46N / - incremento de carga/+motor co.N46N

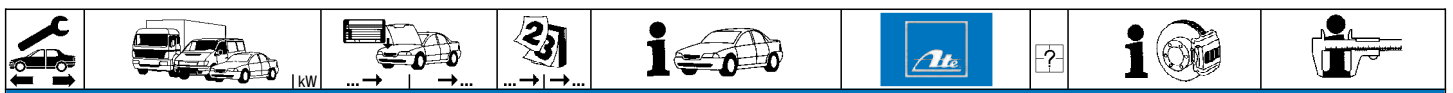
7) - authority cars / - enti statali / - véhicule communal / - vehiculos oficiales

8) - increased payl./+engine co.N52 / - carico utile maggior./+codic.mot.N52 / - charge utile augmentée/+moteur co. N52

9) + increased payl./+engine co.N46N / + carico utile maggior./+codic.mot.N46N / + charge utile augmentée/+moteur co.N46N / + incremento de carga/+motor co.N46N

10) - increased payl./+engine co.N52N / - carico utile maggior./+codic.mot.N52N / - charge utile augmentée/+moteur co.N52N / - incremento de carga/+motor co.N52N

11) - increased payl./+engine co.N53 / - carico utile maggior./+codic.mot.N53 / - charge utile augmentée/+moteur co. N53 / - incremento de carga/+motor co.N53



BMW 3er Reihe/E90 Limousine (05-12)

	325 xi	160	01.05	03.12	+ erhöhte Zuladung ¹⁾	24.0124-0200.1	424200		330 24,0 22,4 V L +S +B
	330 d	170	09.05	08.07		24.0324-0200.1	524200		330 24,0 21,6 V L +S +B PD
	330 i	190	12.04	08.07					
	330 xd	170	09.05	08.07					
	330 xd	180	01.09	03.12	- erhöhte Zuladung ²⁾				
	330 xi	190	01.05	08.07					
	330 xi	200	09.07	03.12	- erhöhte Zuladung ²⁾				
	325 d	145	09.06	03.12	+ Behörde ³⁾	24.0130-0192.1	430192		348 30,0 28,4 V L +S +B
	330 d	170	09.07	03.12					
	330 d	180	09.08	03.12					
330 i	200	09.07	03.12						
330 xd	170	09.07	03.12						
330 xd	180	01.09	03.12	+ erhöhte Zuladung ¹⁾					
330 xi	200	09.07	03.12	+ erhöhte Zuladung ¹⁾					
335 d	210	09.06	03.12						
335 i	225	09.06	03.12						
335 xi	225	03.07	03.12						
M3	309	12.07	03.12		24.0130-0214.2	430214		360 30,0 28,4 V L +S +B	
					24.0130-0213.2	430213		360 30,0 28,4 V L +S +B	
								zweiteilige Bremsscheibe ⁴⁾	
								zweiteilige Bremsscheibe ⁴⁾	
	316 d	85	07.09	03.12		24.0711-6198.3	360199	2	Radsensor L=660
	316 i	85	01.05	08.07					
	316 i	90	09.07	03.12					
	318 d	90	09.07	03.12					
	318 d	90	09.05	08.07					
	318 i	95	09.05	08.07					
	318 i	105	09.07	03.12					
	320 si	127	06.06	03.12					
	320 d	110	09.05	03.12		24.0711-6198.3	360199	2	- Aktivlenkung ⁵⁾
	320 d	120	12.04	08.07		24.0711-6197.3	360141	2	+ Aktivlenkung ⁶⁾
	320 d	130	09.07	03.12					
	320 i	110	12.04	08.07					
	320 i	125	09.07	03.12					
	325 i	160	12.04	08.07					
	325 d	145	09.06	03.12		24.0711-6197.3	360141	2	Radsensor L=660
	325 i	160	09.07	03.12					
	330 d	170	09.05	03.12					
330 d	180	09.08	03.12						
330 i	190	12.04	08.07						
330 i	200	09.07	03.12						
335 d	210	09.06	03.12						
335 i	225	09.06	03.12						
M3	309	12.07	03.12		24.0711-6209.3	360352	2	Radsensor L=700	
	316 d	85	07.09	02.10		13.0460-2713.2	602713		23623 17,4 +/WE/Zub/S LUC
	316 i	85	01.05	08.07		13.0470-2713.2	LD2713		23623 17,4 +/WE/Zub/S LUC
	316 i	90	09.07	02.10		24.8190-0265.2	620265	1	Warnkontakt L=1086mm
	318 d	90	09.05	08.07	- erhöhte Zuladung ²⁾				
	318 i	95	09.05	08.07	- erhöhte Zuladung/ + Motorcode N46 ⁷⁾				
	320 i	110	12.04	08.07	- erhöhte Zuladung/ + Motorcode N46 ⁷⁾				
	316 d	85	03.10	03.12		13.0460-2713.2	602713		23623 17,4 +/WE/Zub/S LUC
	316 i	90	03.10	03.12		13.0470-2713.2	LD2713		23623 17,4 +/WE/Zub/S LUC
						24.8190-0285.2	620285	1	Warnkontakt L=1107mm
	318 d	90	09.07	02.10		13.0460-7217.2	607217		23926 17,3 +/WE ATE
	318 d	90	09.05	08.07	+ erhöhte Zuladung ¹⁾	13.0470-7217.2	LD7217		23926 17,3 +/WE ATE
	318 i	95	09.05	08.07	+ erhöhte Zuladung/ + Motorcode N46 ⁸⁾	24.8190-0265.2	620265	1	Warnkontakt L=1086mm
	318 i	95	03.07	08.07	+ Motorcode N46N ⁹⁾				
	318 i	105	09.07	02.10					
	320 d	110	09.05	02.10	- Behörde ¹⁰⁾				
	320 d	120	12.04	08.07					
	320 d	130	09.07	02.10	- Behörde ¹⁰⁾				
	320 i	110	12.04	08.07	+ erhöhte Zuladung/ + Motorcode N46 ⁸⁾				
	320 i	110	03.07	08.07	+ Motorcode N46N ⁹⁾				
	320 i	125	09.07	02.10					
320 si	127	06.06	02.10						
320 xd	170	09.07	02.10	- Behörde ¹⁰⁾					
325 i	160	12.04	02.10	- erhöhte Zuladung ²⁾					
325 xi	160	01.05	02.10	- erhöhte Zuladung ²⁾					
318 d	105	03.10	03.12		13.0460-7217.2	607217		23926 17,3 +/WE ATE	
318 i	110	03.10	03.12	- Behörde ¹⁰⁾	13.0470-7217.2	LD7217		23926 17,3 +/WE ATE	
320 d	110	03.10	03.12	- Behörde ¹⁰⁾	24.8190-0285.2	620285	1	Warnkontakt L=1107mm	
320 d	130	03.10	03.12	- Behörde ¹⁰⁾					
320 i	125	03.10	03.12						
320 si	127	03.10	03.12						
320 xd	170	03.10	03.12	- Behörde ¹⁰⁾					
325 i	160	03.10	03.12	- erhöhte Zuladung ²⁾					
325 xi	160	03.10	03.12	- erhöhte Zuladung ²⁾					
320 d	110	09.05	02.10	+ Behörde ³⁾	13.0460-7225.2	607225		23550 17,3 +/WE ATE	
320 d	130	09.07	02.10	+ Behörde ³⁾	13.0470-7225.2	LD7225		23550 17,3 +/WE ATE	
320 xd	145	09.07	02.10	+ Behörde ³⁾	24.8190-0265.2	620265	1	Warnkontakt L=1086mm	
325 d	145	09.06	02.10						
325 i	160	12.04	02.10	+ erhöhte Zuladung ¹⁾					
325 xi	160	01.05	02.10	+ erhöhte Zuladung ¹⁾					
330 d	170	09.05	02.10						
330 d	180	09.08	02.10						
330 i	190	12.04	08.07						
330 i	200	09.07	02.10						
330 xd	170	09.05	02.10						

¹⁾ + increased payload / + carico utile maggiorato / + charge utile augmentée / + incremento de carga

²⁾ - increased payload / - carico utile maggiorato / - charge utile augmentée / - incremento de carga

³⁾ + authority cars / + enti statali / + véhicule communal / + vehículos oficiales

⁴⁾ two-piece brake disc / disco frenante in due parti / disque d.fr.en deux parties / disco de fr.de dos piezas

⁵⁾ - active steering / - sterzo attivo / - direction active / - dirección activa

⁶⁾ + active steering / + sterzo attivo / + direction active / + dirección activa

⁷⁾ - increased payload/+engine co.N46 / - carico utile maggior./+codic.mot.N46 / - charge utile augmentée/+moteur co.

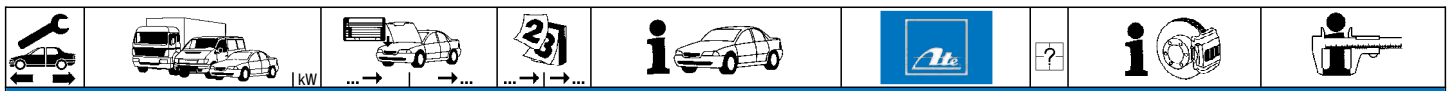
N46 / - incremento de carga/+motor co.N46

⁸⁾ + increased payload/+engine co.N46 / + carico utile maggior./+codic.mot.N46 / + charge utile augmentée/+moteur co. N46 / + incremento de carga/+motor co.N46

⁹⁾ + engine code N46N / + codice motore N46N / + moteur code N46N / + motor code N46N

¹⁰⁾ - authority cars / - enti statali / - véhicule communal / - vehículos oficiales





BMW 3er Reihe/E90 Limousine (05-12)

	330 xd	180	01.09	02.10		13.0460-7225.2	607225			23550 17,3 +WE	ATE
	330 xi	190	01.05	08.07		13.0470-7225.2	LD7225			23550 17,3 +WE	ATE
	330 xi	200	09.07	02.10		24.8190-0265.2	620265	1		Warnkontakt L=1086mm	
	335 d	210	09.06	02.10							
	335 i	225	09.06	02.10							
	335 xi	225	03.07	02.10							
	320 d	110	03.10	03.12	+ Behörde ¹⁾	13.0460-7225.2	607225			23550 17,3 +WE	ATE
	320 d	130	03.10	03.12	+ Behörde ¹⁾	13.0470-7225.2	LD7225			23550 17,3 +WE	ATE
	320 xd		03.10	03.12	+ Behörde ¹⁾	24.8190-0285.2	620285	1		Warnkontakt L=1107mm	
	325 d	145	03.10	03.12							
	325 i	160	03.10	03.12	+ erhöhte Zuladung ²⁾						
	325 xi	160	03.10	03.12	+ erhöhte Zuladung ²⁾						
	330 d	170	03.10	03.12							
	330 d	180	03.10	03.12							
	330 i	200	03.10	03.12							
330 xd	170	03.10	03.12								
330 xd	180	03.10	03.12								
330 xi	200	03.10	03.12								
335 d	210	03.10	03.12								
335 i	225	03.10	03.12								
335 xi	225	03.10	03.12								
M3	309	12.07	02.10		13.0460-7169.2	607169			23309 17,3 +WE	ATE	
					13.0470-7169.2	LD7169			23309 17,3 +WE	ATE	
					24.8190-0265.2	620265	1		Warnkontakt L=1086mm		
M3	309	03.10	03.12		13.0460-7169.2	607169			23309 17,3 +WE	ATE	
					13.0470-7169.2	LD7169			23309 17,3 +WE	ATE	
					24.8190-0285.2	620285	1		Warnkontakt L=1107mm		
	316 d	85	07.09	03.12		24.0110-0315.1	410315			296 10,4 8,9 L +S +B	
	316 i	85	01.05	08.07							
	316 i	90	09.07	03.12							
	318 d	90	09.05	08.07	- erhöhte Zuladung ³⁾						
	318 i	95	09.05	08.07	- erhöhte Zuladung/ + Motorcode N46 ⁴⁾						
	320 i	110	12.04	08.07	- erhöhte Zuladung/ + Motorcode N46 ⁴⁾						
	318 d		09.07	03.12		24.0120-0195.1	420195			300 20,0 18,4 V L +S +B	
	318 d	90	09.05	08.07	+ erhöhte Zuladung ²⁾						
	318 i	95	09.05	08.07	+ erhöhte Zuladung/ + Motorcode N46 ⁵⁾						
	318 i	95	03.07	08.07	+ Motorcode N46N ⁶⁾						
	318 i	105	09.07	03.12							
	320 d	110	09.05	03.12	- Behörde ⁷⁾						
	320 d	120	12.04	08.07							
	320 d	130	09.07	03.12	- Behörde ⁷⁾						
	320 i	110	12.04	08.07	+ erhöhte Zuladung/ + Motorcode N46 ⁵⁾						
	320 i	110	03.07	08.07	+ Motorcode N46N ⁶⁾						
	320 i	125	09.07	03.12							
	325 i	160	12.04	03.12	- erhöhte Zuladung ³⁾						
	320 si	127	06.06	03.12		24.0120-0204.1	420204			300 20,0 18,4 V L +S +B	
	320 xd		09.07	03.12	- Behörde ⁷⁾						
	325 xi	160	01.05	03.12	- erhöhte Zuladung ³⁾						
	320 d	110	09.05	03.12	+ Behörde ¹⁾	24.0122-0236.1	422236			336 22,0 20,4 V L +S +B	
	320 d	130	09.07	03.12	+ Behörde ¹⁾	24.0322-0236.1	522236			336 22,0 20,4 V L +S +B PD	
	320 xd		09.07	03.12	+ Behörde ¹⁾						
	325 d	145	09.06	03.12							
	325 i	160	12.04	03.12	+ erhöhte Zuladung ²⁾						
	325 xi	160	01.05	03.12	+ erhöhte Zuladung ²⁾						
	330 d	170	09.05	03.12							
	330 d	180	09.08	03.12							
	330 i	190	12.04	08.07							
330 i	200	09.07	03.12								
330 xd	170	09.05	03.12								
330 xd	180	01.09	03.12								
330 xi	190	07.05	08.07								
330 xi	200	09.07	03.12								
335 d	210	09.06	03.12								
335 i	225	09.06	03.12								
335 xi	225	03.07	03.12								
M3	309	12.07	03.12		24.0124-0231.2	424231			350 24,0 22,4 V L +S +B		
					24.0124-0232.2	424232			350 24,0 22,4 V L +S +B		
	316 d	85	07.09	03.12		24.0711-6158.3	360192	2		zweiteilige Bremsscheibe ⁸⁾	Radsensor L=954
	316 i	85	01.05	08.07							
	316 i	90	09.07	03.12							
	318 d		09.07	03.12	- erhöhte Zuladung ³⁾						
	318 d	90	09.05	08.07							
	318 i	95	09.05	08.07	- erhöhte Zuladung ³⁾						
	318 i	105	09.07	03.12	- erhöhte Zuladung ³⁾						
	320 d	110	09.05	03.12		24.0711-6158.3	360192	2		- Aktivlenkung ⁹⁾	Radsensor L=954
	320 d	120	12.04	08.07		24.0711-6418.3	360407	2		+ Aktivlenkung ¹⁰⁾	Radsensor L=954
	320 d	130	09.07	03.12							
	320 i	110	12.04	08.07	- erhöhte Zuladung ³⁾						
	320 i	125	09.07	03.12							
	325 i	160	12.04	03.12	- erhöhte Zuladung ³⁾						
	318 d		09.07	03.12	+ erhöhte Zuladung ²⁾	24.0711-5169.3	360266	2			Radsensor L=959
	318 i	95	09.05	08.07	+ erhöhte Zuladung ²⁾						
318 i	105	09.07	03.12	+ erhöhte Zuladung ²⁾							
320 i	110	12.04	08.07	+ erhöhte Zuladung ²⁾							
320 si	127	06.06	03.12								
325 d	145	09.06	03.12		24.0711-5191.3	360118	2			Radsensor L=959	

¹⁾ + authority cars / + enti statali / + véhicule communal / + vehiculos oficiales

²⁾ + increased payload / + carico utile maggiorato / + charge utile augmentée / + incremento de carga

³⁾ - increased payload / - carico utile maggiorato / - charge utile augmentée / - incremento de carga

⁴⁾ - increased payload / + engine co.N46 / - carico utile maggiorato / + codic.mot.N46 / - charge utile augmentée / + moteur co.N46 / - incremento de carga / + motor co.N46

⁵⁾ + increased payload / + engine co.N46 / + carico utile maggiorato / + codic.mot.N46 / + charge utile augmentée / + moteur co.N46

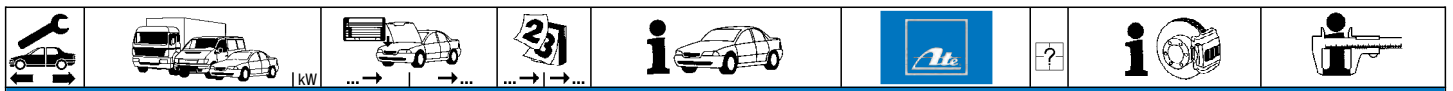
⁶⁾ + engine code N46N / + codice motore N46N / + moteur code N46N / + motor code N46N

⁷⁾ - authority cars / - enti statali / - véhicule communal / - vehiculos oficiales

⁸⁾ two-piece brake disc / disco frenante in due parti / disque d.fr.en deux parties / disco de fr.de dos piezas

⁹⁾ - active steering / - sterzo attivo / - direction active / - dirección activa

¹⁰⁾ + active steering / + sterzo attivo / + direction active / + dirección activa



BMW 3er Reihe/E90 Limousine (05-12)										
	325 i	160		12.04	03.12	+ erhöhte Zuladung ¹⁾	24.0711-5191.3	360118	2	Radsensor L=959
	330 d	170		09.05	03.12					
	330 d	180		09.08	03.12					
	330 i	190		12.04	08.07					
	330 i	200		09.07	03.12					
	335 d	210		09.06	03.12					
	335 i	225		09.06	03.12					
	M3	309		12.07	03.12					
	316 d	85		07.09	03.12		03.0137-0379.2	650379		161 x 20
	316 i	85		01.05	08.07		03.0137-9265.2	669265		Bremsbacken-Zubehör
	316 i	90		09.07	03.12		03.0137-9701.2	669701		Bremsbacken-Zubehör
	318 d			09.07	03.12		03.0137-9702.2	669702		Spreizschloß Satz
	318 d	90		09.05	08.07					
	318 i	95		09.05	08.07					
	318 i	105		09.07	03.12					
	320 d	110		09.05	03.12	- Behörde ²⁾				
	320 d	120		12.04	08.07					
	320 d	130		09.07	03.12	- Behörde ²⁾				
	320 i	110		12.04	08.07					
	320 i	125		09.07	03.12					
	325 i	160		12.04	03.12	- erhöhte Zuladung ³⁾				
	320 d	110		09.05	03.12	+ Behörde ⁴⁾	03.0137-0305.2	650305		185 x 20
	320 d	130		09.07	03.12	+ Behörde ⁴⁾	03.0137-9062.2	669062		Bremsbacken-Zubehör
	320 si	127		06.06	03.12		03.0137-9700.2	669700		Bremsbacken-Zubehör
	320 xd			09.07	03.12		03.0137-9702.2	669702		Spreizschloß Satz
	325 d	145		09.06	03.12					
	325 i	160		12.04	03.12	+ erhöhte Zuladung ¹⁾				
	325 xi	160		01.05	03.12					
	330 d	170		09.05	03.12					
	330 d	180		09.08	03.12					
	330 i	190		12.04	08.07					
	330 i	200		09.07	03.12					
	330 xd	170		09.05	03.12					
	330 xd	180		01.09	03.12					
	330 xi	190		01.05	08.07					
	330 xi	200		09.07	03.12					
	335 d	210		09.06	03.12					
	335 i	225		09.06	03.12					
	335 xi	225		03.07	03.12					
	M3	309		12.07	03.12					

BMW 3er Reihe/E91 Touring (05-12)										
	316 d	85		09.09	02.10		13.0460-7216.2	607216		23794 20,3 +/WE
	316i	90		09.07	02.10		13.0470-7216.2	LD7216		23794 20,3 +/WE
	318 d	90		09.05	08.07		24.8190-0264.2	620264	1	Warnkontakt L=630mm
	318 i	95		01.06	08.07	+ Motorcode N46 ⁵⁾				
	318 i	100		03.08	02.10	- erhöhte Zuladung ³⁾				
	318 i	105		03.08	02.10	- erhöhte Zuladung ³⁾				
	320 d	120		06.05	08.07					
	320 i	110		06.05	05.12	+ Motorcode N46 ⁵⁾				
	320 i	110		06.05	08.07	+ Motorcode N46N ⁶⁾				
	325 d	145		09.06	02.10	- Behörde ²⁾				
	325 i	160		06.05	08.07	+ Motorcode N52 ⁷⁾				
	316 d	85		03.10	05.12		13.0460-7216.2	607216		23794 20,3 +/WE
	316i	90		03.10	05.12		13.0470-7216.2	LD7216		23794 20,3 +/WE
	318 i	100		03.10	05.12	- erhöhte Zuladung ³⁾	24.8190-0284.2	620284	1	Warnkontakt L=650mm
	318 i	105		03.10	05.12	- erhöhte Zuladung ³⁾				
	325 d	145		03.10	05.12	- Behörde ²⁾				
	330 d	170		06.05	08.07		13.0460-7216.2	607216		23794 20,3 +/WE
	330 i	190		06.05	08.07		13.0470-7216.2	LD7216		23794 20,3 +/WE
							24.8190-0264.2	620264	1	Warnkontakt L=630mm
							24.8190-0284.2	620284	1	Warnkontakt L=650mm
	318 d	105		09.07	02.10		13.0460-7238.2	607238		23313 20,3 +/WE
	318 i	95		03.07	08.07	+ Motorcode N46N ⁶⁾	13.0470-7238.2	LD7238		23313 20,3 +/WE
	318 i	100		09.07	02.08	- erhöhte Zuladung ³⁾	24.8190-0267.2	620267	1	Warnkontakt L=679mm
	318 i	100		09.07	02.10	+ erhöhte Zuladung ¹⁾				
	318 i	105		09.07	02.08	- erhöhte Zuladung ³⁾				
	318 i	105		09.07	02.10	+ erhöhte Zuladung ¹⁾				
	320 d			09.07	02.10	- Behörde ²⁾				
	320 d	120		09.07	02.10	- Behörde ²⁾				
	320 i	110		09.07	05.12	+ Motorcode N46N ⁶⁾				
	320 i	125		09.07	02.10					
	320 xd	130		09.07	02.10	- Behörde ²⁾				
	323 i	140		09.06	05.12					
	325 i	160		03.07	02.10	- erhöhte Zuladung/ + Motorcode N52N/N53 ⁸⁾				
	318 d	105		03.10	05.12		13.0460-7238.2	607238		23313 20,3 +/WE
	318 i	100		03.10	05.12	+ erhöhte Zuladung ¹⁾	13.0470-7238.2	LD7238		23313 20,3 +/WE
	318 i	105		03.10	05.12	+ erhöhte Zuladung ¹⁾	24.8190-0287.2	620287	1	Warnkontakt L=723mm
	320 d			03.10	05.12	- Behörde ²⁾				
	320 d	120		03.10	05.12	- Behörde ²⁾				
	320 i	125		03.10	05.12					
	320 xd	130		03.10	05.12	- Behörde ²⁾				
	325 i	155		01.12	05.12	- erhöhte Zuladung ³⁾				
	325 i	160		03.10	05.12	- erhöhte Zuladung/ + Motorcode N52N/N53 ⁸⁾				

¹⁾ + increased payload / + carico utile maggiorato / + charge utile augmentée / + incremento de carga

²⁾ - authority cars / - enti statali / - véhicule communal / - vehiculos oficiales

³⁾ - increased payload / - carico utile maggiorato / - charge utile augmentée / - incremento de carga

⁴⁾ + authority cars / + enti statali / + véhicule communal / + vehiculos oficiales












⁵⁾ + engine code N46 / + codice motore N46 / + moteur code N46 / + motor code N46

⁶⁾ + engine code N46N / + codice motore N46N / + moteur code N46N / + motor code N46N

⁷⁾ + engine code N52 / + codice motore N52 / + moteur code N52 / + motor code N52

⁸⁾ - increased payload / +eng.co.N52N/N53 / - caric.utili.magg./+codic.mot.N52N/N53 / - charge utile augment./+moteur N52N/N53 / - incremento de carga/+motor co.N52N/N53



									
BMW 3er Reihe/E91 Touring (05-12)									
	325 i	160	03.07	08.07	+ erhöhte Zuladung/ + Motorcode N52N ¹⁾	13.0460-7216.2	607216	23794 20,3 +/WE	ATE
	325 xi	160	06.05	02.10	+ Motorcode N52N/N53 ²⁾	13.0470-7216.2	LD7216	23794 20,3 +/WE	ATE
	325 xi	160	06.05	08.07	+ erhöhte Zuladung/ + Motorcode N52N ¹⁾	24.8190-0266.2	620266	Warnkontakt L=840mm	
	325 xi	160	03.10	05.12	+ Motorcode N52N/N53 ²⁾	13.0460-7216.2	607216	23794 20,3 +/WE	ATE
	325 xi	160	03.10	05.12	+ Motorcode N52N/N53 ²⁾	13.0470-7216.2	LD7216	23794 20,3 +/WE	ATE
	325 xi	160	03.10	05.12	+ Motorcode N52N/N53 ²⁾	24.8190-0286.2	620286	Warnkontakt L=867mm	
	330 xd	190	06.05	08.07		13.0460-7216.2	607216	23794 20,3 +/WE	ATE
	330 xi	190	06.05	08.07		13.0470-7216.2	LD7216	23794 20,3 +/WE	ATE
	330 xi	190	06.05	08.07		24.8190-0266.2	620266	Warnkontakt L=840mm	
	325 xi	160	06.05	02.10	- erhöhte Zuladung/ + Motorcode N52N ³⁾	13.0460-7238.2	607238	23313 20,3 +/WE	ATE
	325 xi	160	06.05	02.10	- erhöhte Zuladung/ + Motorcode N52N ³⁾	13.0470-7238.2	LD7238	23313 20,3 +/WE	ATE
	325 xi	160	06.05	02.10	- erhöhte Zuladung/ + Motorcode N52N ³⁾	24.8190-0266.2	620266	Warnkontakt L=840mm	
	325 xi	160	03.10	05.12	- erhöhte Zuladung/ + Motorcode N52N ³⁾	13.0460-7238.2	607238	23313 20,3 +/WE	ATE
	325 xi	160	03.10	05.12	- erhöhte Zuladung/ + Motorcode N52N ³⁾	13.0470-7238.2	LD7238	23313 20,3 +/WE	ATE
	325 xi	160	03.10	05.12	- erhöhte Zuladung/ + Motorcode N52N ³⁾	24.8190-0266.2	620266	Warnkontakt L=867mm	
	320 d	120	09.07	02.10	+ Behörde ⁴⁾	13.0460-7216.2	607216	23794 20,3 +/WE	ATE
	320 d	120	09.07	02.10	+ Behörde ⁴⁾	13.0470-7216.2	LD7216	23794 20,3 +/WE	ATE
	320 xd	130	09.07	02.10	+ Behörde ⁴⁾	24.8190-0267.2	620267	Warnkontakt L=679mm	
	325 i	160	09.07	02.10	+ erhöhte Zuladung/ + Motorcode N53 ⁵⁾				
	320 d	120	03.10	05.12	+ Behörde ⁴⁾	13.0460-7216.2	607216	23794 20,3 +/WE	ATE
	320 d	120	03.10	05.12	+ Behörde ⁴⁾	13.0470-7216.2	LD7216	23794 20,3 +/WE	ATE
	320 xd	130	03.10	05.12	+ Behörde ⁴⁾	24.8190-0287.2	620287	Warnkontakt L=723mm	
	325 i	155	01.12	05.12	+ erhöhte Zuladung ⁶⁾				
	325 i	160	03.10	05.12	+ erhöhte Zuladung/ + Motorcode N53 ⁵⁾				
	330 xd	200	09.07	02.10		13.0460-7237.2	607237	24161 20,3 +/WE	ATE
	330 xi	200	09.07	02.10		13.0470-7237.2	LD7237	24161 20,3 +/WE	ATE
	330 xi	200	09.07	02.10		13.0460-7238.2	607238	23313 20,3 +/WE	ATE
	330 xi	200	09.07	02.10		13.0470-7238.2	LD7238	23313 20,3 +/WE	ATE
	330 xi	200	09.07	02.10		24.8190-0266.2	620266	Warnkontakt L=840mm	
	330 xd	200	03.10	05.12		13.0460-7237.2	607237	24161 20,3 +/WE	ATE
	330 xi	200	03.10	05.12		13.0470-7237.2	LD7237	24161 20,3 +/WE	ATE
	330 xi	200	03.10	05.12		13.0460-7238.2	607238	23313 20,3 +/WE	ATE
	330 xi	200	03.10	05.12		13.0470-7238.2	LD7238	23313 20,3 +/WE	ATE
	330 xi	200	03.10	05.12		24.8190-0286.2	620286	Warnkontakt L=867mm	
	335 d	210	09.06	05.12		13.0460-7237.2	607237	24161 20,3 +/WE	ATE
	335 i	225	09.06	05.12		13.0470-7237.2	LD7237	24161 20,3 +/WE	ATE
	335 i	225	09.06	05.12		13.0460-7238.2	607238	23313 20,3 +/WE	ATE
	335 i	225	09.06	05.12		13.0470-7238.2	LD7238	23313 20,3 +/WE	ATE
	335 i	225	09.06	05.12		24.8190-0267.2	620267	Warnkontakt L=679mm	
	325 d	145	09.06	02.10	+ Behörde ⁴⁾	13.0460-7237.2	607237	24161 20,3 +/WE	ATE
	325 d	145	09.06	02.10	+ Behörde ⁴⁾	13.0470-7237.2	LD7237	24161 20,3 +/WE	ATE
	325 d	145	09.06	02.10	+ Behörde ⁴⁾	13.0460-7238.2	607238	23313 20,3 +/WE	ATE
	325 d	145	09.06	02.10	+ Behörde ⁴⁾	13.0470-7238.2	LD7238	23313 20,3 +/WE	ATE
	325 d	145	09.06	02.10	+ Behörde ⁴⁾	24.8190-0267.2	620267	Warnkontakt L=679mm	
	325 d	145	03.10	05.12	+ Behörde ⁴⁾	13.0460-7237.2	607237	24161 20,3 +/WE	ATE
	325 d	145	03.10	05.12	+ Behörde ⁴⁾	13.0470-7237.2	LD7237	24161 20,3 +/WE	ATE
	325 d	145	03.10	05.12	+ Behörde ⁴⁾	13.0460-7238.2	607238	23313 20,3 +/WE	ATE
	325 d	145	03.10	05.12	+ Behörde ⁴⁾	13.0470-7238.2	LD7238	23313 20,3 +/WE	ATE
	325 d	145	03.10	05.12	+ Behörde ⁴⁾	24.8190-0287.2	620287	Warnkontakt L=723mm	
	330 d	170	09.07	02.10		13.0460-7237.2	607237	24161 20,3 +/WE	ATE
	330 d	180	09.08	02.10		13.0470-7237.2	LD7237	24161 20,3 +/WE	ATE
	330 i	200	09.07	02.10		13.0460-7238.2	607238	23313 20,3 +/WE	ATE
	335 xi	225	03.07	02.10		13.0470-7238.2	LD7238	23313 20,3 +/WE	ATE
	335 xi	225	03.07	02.10		24.8190-0267.2	620267	Warnkontakt L=679mm	
	330 d	170	03.10	05.12		13.0460-7237.2	607237	24161 20,3 +/WE	ATE
	330 d	180	03.10	05.12		13.0470-7237.2	LD7237	24161 20,3 +/WE	ATE
	330 i	200	03.10	05.12		13.0460-7238.2	607238	23313 20,3 +/WE	ATE
	335 xi	225	03.10	05.12		13.0470-7238.2	LD7238	23313 20,3 +/WE	ATE
	335 xi	225	03.10	05.12		24.8190-0287.2	620287	Warnkontakt L=723mm	
	316 d	85	09.09	05.12		13.0460-4848.2	604848	24316 16,9 /WE	BRE
	316i	90	09.07	05.12		24.8190-0267.2	620267	Warnkontakt L=679mm	
	318 d	90	09.05	08.07					
	318 d	105	09.07	05.12					
	318 i	95	01.06	08.07					
	318 i	100	09.07	05.12					
	318 i	105	09.07	05.12					
	320 d	120	09.07	05.12					
	320 d	110	06.05	08.07					
	320 i	125	06.05	08.07					
	320 i	125	09.07	05.12					
	320 xd	130	09.07	05.12					
	325 d	145	09.06	05.12					
	325 i	155	01.12	05.12					
	325 i	160	06.05	05.12					
	325 xi	160	06.05	05.12					
	330 d	170	06.05	05.12					
	330 d	180	09.08	05.12					
	330 i	190	06.05	08.07					
	330 i	200	09.07	05.12					
	330 xd	190	06.05	05.12					
	330 xi	190	06.05	08.07					
	330 xi	200	09.07	05.12					
	316 d	85	09.09	05.12		24.0124-0197.1	424197	300 24,0 22,4 V L +S +B	
	316i	90	09.07	05.12		24.0324-0197.1	524197	300 24,0 21,6 V L +S +B	PD
	318 d	90	09.05	08.07					
	318 i	95	01.06	08.07	+ Motorcode N46 ⁷⁾				

1) + increased payload/+engine co.N52N / + carico utile maggior./+codic.mot.N52N / + charge utile augmentée/+moteur co.N52N / + incremento de carga/+motor co.N52N

2) + engine code N52N/N53 / + codice motore N52N/N53 / + moteur code N52N/N53 / + motor code N52N/N53

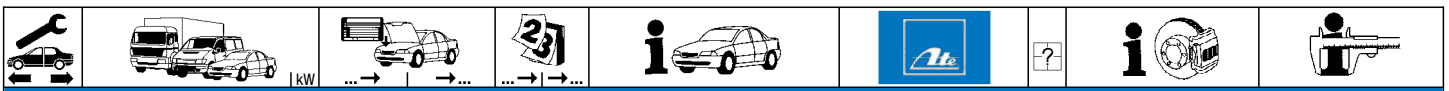
3) - increased payload/+engine co.N52N / - carico utile maggior./+codic.mot.N52N / - charge utile augmentée/+moteur co.N52N / - incremento de carga/+motor co.N52N

4) + authority cars / + enti statali / + véhicule communal / + vehículos oficiales

5) + increased payload/+engine co.N53 / + carico utile maggior./+codic.mot.N53 / + charge utile augmentée/+moteur co.N53 / + incremento de carga/+motor co.N53

6) + increased payload / + carico utile maggiorato / + charge utile augmentée / + incremento de carga

7) + engine code N46 / + codice motore N46 / + moteur code N46 / + motor code N46



BMW 3er Reihe/E91 Touring (05-12)

	318 i	100		03.08	05.12	- erhöhte Zuladung ¹⁾	24.0124-0197.1	424197		300 24,0 22,4 V L +S +B	
	318 i	105		03.08	05.12	- erhöhte Zuladung ¹⁾	24.0324-0197.1	524197		300 24,0 21,6 V L +S +B PD	
	320 d	120		06.05	08.07	- Behörde ²⁾					
	320 i	110		06.05	08.07	+ Motorcode N46 ³⁾					
	325 i	160		06.05	08.07	- erhöhte Zuladung/ + Motorcode N52 ⁴⁾					
	318 d	105		09.07	05.12		24.0124-0203.1	424203		312 23,9 22,4 V L +S +B	
	318 i	95		03.07	08.07	+ Motorcode N46N ⁵⁾	24.0324-0203.1	524203		312 23,9 22,4 V L +S +B PD	
	318 i	100		09.07	02.08	- erhöhte Zuladung ¹⁾					
	318 i	100		09.07	05.12	+ erhöhte Zuladung ⁶⁾					
	318 i	105		09.07	02.08	- erhöhte Zuladung ¹⁾					
	318 i	105		09.07	05.12	+ erhöhte Zuladung ⁶⁾					
	320 d	120		09.07	05.12	- Behörde ²⁾					
	320 d	110		09.07	05.12	- Behörde ²⁾					
	320 i	110		09.07	05.12	+ Motorcode N46N ⁵⁾					
	320 i	125		09.07	05.12						
	320 xd	130		09.07	05.12	- Behörde ²⁾					
	323 i	140		09.06	05.12						
	325 i	155		01.12	05.12	- erhöhte Zuladung ¹⁾					
	325 i	160		03.07	05.12	- erhöhte Zuladung/ + Motorcode N52N/N53 ⁷⁾					
	325 xi	160		06.05	08.07	- erhöhte Zuladung/ + Motorcode N52N ⁸⁾					
		320 d	120		09.07	05.12	+ Behörde ⁹⁾	24.0124-0200.1		424200	
320 d		130		06.05	05.12	+ Behörde ⁹⁾	24.0324-0200.1	524200	330 24,0 21,6 V L +S +B PD		
320 xd		130		09.07	05.12	+ Behörde ⁹⁾					
325 d		145		09.06	05.12	- Behörde ²⁾					
325 i		155		01.12	05.12	+ erhöhte Zuladung ⁶⁾					
325 i		160		06.05	05.12	+ erhöhte Zuladung ⁶⁾					
325 xi		160		06.05	05.12	+ Motorcode N52N/N53 ¹⁰⁾					
325 xi		160		06.05	08.07	+ erhöhte Zuladung/ + Motorcode N52N ¹¹⁾					
330 d		170		06.05	05.12	- erhöhte Zuladung ¹⁾					
330 d		170		06.05	08.07	+ erhöhte Zuladung ⁶⁾					
330 d		180		09.09	05.12	- erhöhte Zuladung ¹⁾					
330 i		190		06.05	08.07						
330 xd		190		06.05	05.12	- erhöhte Zuladung ¹⁾					
330 xd		190		06.05	08.07	+ erhöhte Zuladung ⁶⁾					
330 xi		190		06.05	08.07						
330 xi		200		09.07	05.12						
	325 d	145		09.06	05.12	+ Behörde ⁹⁾	24.0130-0192.1	430192		348 30,0 28,4 V L +S +B	
	330 d	170		09.07	05.12	+ erhöhte Zuladung ⁶⁾					
	330 d	180		09.08	08.09	- erhöhte Zuladung ¹⁾					
	330 d	180		09.08	05.12	+ erhöhte Zuladung ⁶⁾					
	330 i	200		09.07	05.12						
	330 xd	210		09.07	05.12	+ erhöhte Zuladung ⁶⁾					
	335 d	210		09.06	05.12						
	316 d	85		09.09	05.12		24.0711-6198.3	360199	2	Radsensor L=660	
	316i	90		09.07	05.12						
	318 d	90		09.05	08.07						
	318 d	105		09.07	05.12						
	318 i	95		01.06	08.07						
	318 i	100		09.07	05.12						
	318 i	105		09.07	05.12						
	320 d	120		09.07	05.12						
	320 d	120		06.05	08.07						
	320 i	110		06.05	08.07						
	320 i	125		09.07	05.12						
	323 i	140		09.06	05.12		24.0711-6197.3	360141		2	Radsensor L=660
	325 d	145		09.06	05.12						
	325 i	155		01.12	05.12						
330 d	170		06.05	05.12							
330 d	180		09.08	05.12							
330 i	190		06.05	08.07							
330 i	200		09.07	05.12							
335 d	210		09.06	05.12							
335 i	225		09.06	05.12							
	316 d	85		09.09	02.10		13.0460-7217.2	607217	1	23926 17,3 +/WE ATE	
	316i	90		09.07	02.10		13.0470-7217.2	LD7217		ATE	
	318 d	90		09.05	08.07		24.8190-0265.2	620265		Warnkontakt L=1086mm	
	318 d	105		09.07	02.10						
	318 i	95		01.06	08.07						
	318 i	100		09.07	02.10						
	318 i	105		09.07	02.10						
	320 d	120		09.07	02.10	- Behörde ²⁾					
	320 d	120		06.05	02.10	- Behörde ²⁾					
	320 i	110		06.05	08.07						
	320 i	125		09.07	02.10						
	320 xd	130		09.07	02.10	- Behörde ²⁾					
	323 i	140		09.06	05.12						
	325 i	160		06.05	02.10	- erhöhte Zuladung ¹⁾					
325 xi	160		06.05	08.07	- erhöhte Zuladung/ + Motorcode N52N ⁸⁾						
	316 d	85		03.10	05.12		13.0460-7217.2	607217	1	23926 17,3 +/WE ATE	
	316i	90		03.10	05.12		13.0470-7217.2	LD7217		ATE	
	318 d	105		03.10	05.12		24.8190-0285.2	620285		Warnkontakt L=1107mm	
	318 i	100		03.10	05.12						
	318 i	105		03.10	05.12						

1) - increased payload / - carico utile maggiorato / - charge utile augmentée / - incremento de carga
2) - authority cars / - enti statali / - véhicules communal / - vehiculos oficiales
3) + engine code N46 / + codice motore N46 / + moteur code N46 / + motor code N46
4) - increased payload/+engine co.N52 / - carico utile maggior./+codic.mot.N52 / - charge utile augmentée/+moteur co.N52 / - incremento de carga/+motor co.N52
5) + engine code N46N / + codice motore N46N / + moteur code N46N / + motor code N46N
6) + increased payload / + carico utile maggiorato / + charge utile augmentée / + incremento de carga
7) - increased payload./+eng.co.N52N/N53 / - caric.utili.maggi./+codic.mot.N52N/N53 / - charge utile augment./+moteur N52N/N53 / - incremento de carga/+motor co.N52N/N53

8) - increased payload./+engine co.N52N / - carico utile maggior./+codic.mot.N52N / - charge utile augmentée/+moteur co.N52N / - incremento de carga/+motor co.N52N
9) + authority cars / + enti statali / + véhicules communal / + vehiculos oficiales
10) + engine code N52N/N53 / + codice motore N52N/N53 / + moteur code N52N/N53 / + motor code N52N/N53
11) + increased payload./+engine co.N52N / + carico utile maggior./+codic.mot.N52N / + charge utile augmentée/+moteur co.N52N / + incremento de carga/+motor co.N52N





BMW 3er Reihe/E91 Touring (05-12)

	320 d		03.10	05.12	- Behörde ¹⁾	13.0460-7217.2	607217	1		23926 17,3 +/WE 23926 17,3 +/WE Warnkontakt L=1107mm	ATE ATE
	320 d	120	03.10	05.12	- Behörde ¹⁾	13.0470-7217.2	LD7217				
	320 i	125	03.10	05.12		24.8190-0285.2	620285				
	320 xd	130	03.10	05.12	- Behörde ¹⁾						
	325 i	155	01.12	05.12	- erhöhte Zuladung ²⁾						
	325 i	160	03.10	05.12	- erhöhte Zuladung ²⁾						
	320 d		09.07	02.10	+ Behörde ³⁾	13.0460-7225.2	607225				
	320 d	120	06.05	02.10	+ Behörde ³⁾	13.0470-7225.2	LD7225				
	320 xd	130	09.07	02.10	+ Behörde ³⁾	24.8190-0265.2	620265				
	325 d	145	09.06	02.10							
	325 i	160	06.05	02.10	+ erhöhte Zuladung ⁴⁾						
	325 xi	160	06.05	02.10	+ Motorcode N52N/N53 ⁵⁾						
325 xi	160	06.05	08.07	+ erhöhte Zuladung/ + Motorcode N52N ⁶⁾							
330 d	170	06.05	02.10								
330 d	180	09.08	02.10								
330 i	190	06.05	08.07								
330 i	200	09.07	02.10								
330 xd		06.05	02.10								
330 xi	190	06.05	08.07								
330 xi	200	09.07	02.10								
335 d	210	09.06	02.10								
335 i	225	09.06	02.10								
335 xi	225	03.07	02.10								
320 d		03.10	05.12	+ Behörde ³⁾	13.0460-7225.2	607225					
320 d	120	03.10	05.12	+ Behörde ³⁾	13.0470-7225.2	LD7225					
320 xd	130	03.10	05.12	+ Behörde ³⁾	24.8190-0285.2	620285					
325 d	145	03.10	05.12								
325 i	155	01.12	05.12	+ erhöhte Zuladung ⁴⁾							
325 i	160	03.10	05.12	+ erhöhte Zuladung ⁴⁾							
325 xi	160	03.10	05.12	+ Motorcode N52N/N53 ⁵⁾							
330 d	170	03.10	05.12								
330 d	180	03.10	05.12								
330 i	200	03.10	05.12								
330 xd		03.10	05.12								
330 xi	200	03.10	05.12								
335 d	210	03.10	05.12								
335 i	225	03.10	05.12								
335 xi	225	03.10	05.12								
	316i	90	09.07	09.09		24.0120-0204.1	420204			300 20,0 18,4 V L +S +B	
	318 d	90	09.05	08.07							
	318 d	105	09.07	09.09							
	318 i	95	01.06	08.07							
	318 i	100	09.07	09.09							
	318 i	105	09.07	09.09							
	320 d		09.07	09.09	- Behörde ¹⁾						
	320 d	120	06.05	08.07	- Behörde ¹⁾						
	320 i	110	06.05	08.07							
	320 i	125	09.07	09.09							
	320 xd	130	09.07	05.12	- Behörde ¹⁾						
	323 i	140	09.06	05.12							
325 i	155	01.12	05.12	- erhöhte Zuladung ²⁾							
325 i	160	06.05	09.09	- erhöhte Zuladung ²⁾							
325 xi	160	06.05	05.12	- erhöhte Zuladung/ + Motorcode N52N ⁷⁾							
316 d	85	09.09	05.12		24.0120-0195.1	420195					
316i	90	10.09	05.12								
318 d	105	10.09	05.12								
318 i	100	10.09	05.12								
318 i	105	10.09	05.12								
320 d		10.09	05.12	- Behörde ¹⁾							
320 i	125	10.09	05.12								
325 i	160	10.09	05.12	- erhöhte Zuladung ²⁾							
320 d		09.07	05.12	+ Behörde ³⁾	24.0122-0236.1	422236					
320 d	120	06.05	08.07	+ Behörde ³⁾	24.0322-0236.1	522236					
320 xd	130	09.07	05.12	+ Behörde ³⁾							
325 d	145	09.06	05.12								
325 i	155	01.12	05.12	+ erhöhte Zuladung ⁴⁾							
325 i	160	06.05	05.12	+ erhöhte Zuladung ⁴⁾							
325 xi	160	06.05	05.12	+ Motorcode N52N/N53 ⁵⁾							
325 xi	160	06.05	05.12	+ erhöhte Zuladung/ + Motorcode N52N ⁶⁾							
330 d	170	06.05	05.12								
330 d	180	09.08	05.12								
330 i	190	06.05	08.07								
330 i	200	09.07	05.12								
330 xd		06.05	05.12								
330 xi	190	06.05	08.07								
330 xi	200	09.07	05.12								
335 d	210	09.06	05.12								
335 i	225	09.06	05.12								
335 xi	225	03.07	05.12								
	316 d	85	09.09	05.12		24.0711-6158.3	360192	2		Radsensor L=954	
	316i	90	09.09	05.12							
	318 d	90	09.07	08.09		24.0711-5169.3	360266	2		Radsensor L=959	
	318 d	105	09.05	08.07							
	318 i	95	09.07	05.12							
318 i	100	01.06	08.07								
318 i	100	09.07	05.12								

¹⁾ - authority cars / - enti statali / - véhicule communal / - vehiculos oficiales

²⁾ - increased payload / - carico utile maggiorato / - charge utile augmentée / - incremento de carga

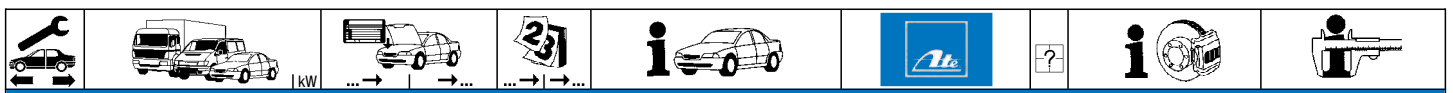
³⁾ + authority cars / + enti statali / + véhicule communal / + vehiculos oficiales

⁴⁾ + increased payload / + carico utile maggiorato / + charge utile augmentée / + incremento de carga

⁵⁾ + engine code N52N/N53 / + codice motore N52N/N53 / + moteur code N52N/N53 / + motor code N52N/N53

⁶⁾ + increased payload / + engine co.N52N / + carico utile maggior./+codic.mot.N52N / + charge utile augmentée/+moteur co.N52N / + incremento de carga/+motor co.N52N

⁷⁾ - increased payload / + engine co.N52N / - carico utile maggior./+codic.mot.N52N / - charge utile augmentée/+moteur co.N52N / - incremento de carga/+motor co.N52N



BMW 3er Reihe/E91 Touring (05-12)

	318 i	105		09.07	05.12		24.0711-5169.3	360266	2		Radsensor L=959
	320 d			09.07	05.12						
	320 d	120		06.05	08.07						
	320 i	110		06.05	08.07						
	320 i	125		09.07	05.12						
	323 i	140		09.06	05.12		24.0711-5191.3	360118	2		Radsensor L=959
	325 d	145		09.06	05.12						
	325 i	155		01.12	05.12						
	325 i	160		06.05	05.12						
	330 d	170		06.05	05.12						
	330 d	180		09.08	05.12						
	330 i	190		06.05	08.07						
	330 i	200		09.07	05.12						
	335 d	210		09.06	05.12						
	335 i	225		09.06	05.12						
	316 d	85		09.09	05.12	+ erhöhte Zuladung ¹⁾	03.0137-0305.2	650305			185 x 20
	316i	90		09.07	09.09		03.0137-9062.2	669062			Bremsbacken-Zubehör
	318 d	90		09.05	05.12		03.0137-9700.2	669700			Bremsbacken-Zubehör
	318 d	105		09.07	09.09		03.0137-9702.2	669702			Spreizschloß Satz
	318 i	95		01.06	09.09						
	318 i	100		09.07	09.09						
	318 i	105		09.07	09.09						
	320 d			09.07	05.12	+ erhöhte Zuladung ¹⁾					
	320 d			09.07	09.09	- erhöhte Zuladung ²⁾					
	320 d	120		06.05	05.12						
	320 i	110		06.05	09.09						
	320 i	125		09.07	09.09						
	320 xd	130		09.07	05.12						
	320 xd	130		06.05	05.12						
	323 i	140		09.06	05.12						
	325 d	145		09.06	05.12						
	325 i	155		01.12	05.12						
	325 i	160		06.05	05.12						
	325 xi	160		06.05	05.12						
	330 d	170		06.05	05.12						
	330 d	180		09.08	05.12						
	330 i	190		06.05	05.12						
	330 i	200		09.07	05.12						
	330 xd			06.05	05.12						
	330 xi	190		06.05	05.12						
	330 xi	200		09.07	05.12						
	335 d	210		09.06	05.12						
	335 i	225		09.06	05.12						
	335 xi	225		03.07	05.12						
	316 d	85		10.09	05.12	- erhöhte Zuladung ²⁾	03.0137-0379.2	650379			161 x 20
	316i	90		10.09	05.12		03.0137-9062.2	669062			Bremsbacken-Zubehör
	318 d	105		10.09	05.12		03.0137-9701.2	669701			Bremsbacken-Zubehör
	318 i	95		10.09	05.12		03.0137-9702.2	669702			Spreizschloß Satz
	318 i	100		10.09	05.12						
	318 i	105		10.09	05.12						
	320 d			10.09	05.12	- erhöhte Zuladung ²⁾					
	320 i	110		10.09	05.12						
	320 i	125		10.09	05.12		03.0137-0379.2	650379			161 x 20
							03.0137-0305.2	650305			185 x 20
							03.0137-9062.2	669062			Bremsbacken-Zubehör
							03.0137-9700.2	669700			Bremsbacken-Zubehör
							03.0137-9701.2	669701			Bremsbacken-Zubehör
							03.0137-9702.2	669702			Spreizschloß Satz

BMW 3er Reihe/E92 Coupe (06-13)

	316 i	90		09.07	02.10		13.0460-7216.2	607216			23794 20,3 +/WE	ATE
	320 i			03.07	02.10		13.0470-7216.2	LD7216			23794 20,3 +/WE	ATE
	325 d			03.07	02.10		24.8190-0264.2	620264	1		Warnkontakt L=630mm	
	325 i	160		09.06	08.07	+ Motorcode N52N ⁵⁾						
	325 i	160		09.06	02.10	+ Motorcode N53 ⁶⁾						
	330 i			09.06	02.10	+ Motorcode N52N ⁵⁾						
	316 i	90		03.10	06.13		13.0460-7216.2	607216			23794 20,3 +/WE	ATE
	318 i	105		03.10	06.13		13.0470-7216.2	LD7216			23794 20,3 +/WE	ATE
	320 i			03.10	06.13		24.8190-0284.2	620284	1		Warnkontakt L=650mm	
	325 d			03.10	06.13							
	325 i	160		03.10	06.13	+ Motorcode N53 ⁶⁾						
	330 i			03.10	06.13	+ Motorcode N52N ⁵⁾						
	330 d			09.09	02.10	- erhöhte Zuladung ²⁾	13.0460-7216.2	607216			23794 20,3 +/WE	ATE
	330 i			09.09	02.10	- erhöhte Zuladung/+ Motorcode N53 ⁷⁾	13.0470-7216.2	LD7216			23794 20,3 +/WE	ATE
							24.8190-0267.2	620267	1		Warnkontakt L=679mm	
	330 d			03.10	06.13	- erhöhte Zuladung ²⁾	13.0460-7216.2	607216			23794 20,3 +/WE	ATE
	330 i			03.10	06.13	- erhöhte Zuladung/+ Motorcode N53 ⁷⁾	13.0470-7216.2	LD7216			23794 20,3 +/WE	ATE
							24.8190-0287.2	620287	1		Warnkontakt L=723mm	
	320 d			03.07	02.10		13.0460-7238.2	607238			23313 20,3 +/WE	ATE
	323 i			09.07	02.10		13.0470-7238.2	LD7238			23313 20,3 +/WE	ATE
	325 i	160		09.07	02.10	+ Motorcode N52N ⁵⁾	24.8190-0267.2	620267	1		Warnkontakt L=679mm	
	320 d			03.10	06.13		13.0460-7238.2	607238			23313 20,3 +/WE	ATE
	323 i			03.10	06.13		13.0470-7238.2	LD7238			23313 20,3 +/WE	ATE
	325 i	160		03.10	06.13	+ Motorcode N52N ⁵⁾	24.8190-0287.2	620287	1		Warnkontakt L=723mm	

¹⁾ + increased payload / + carico utile maggiorato / + charge utile augmentée / + incremento de carga

²⁾ - increased payload / - carico utile maggiorato / - charge utile augmentée / - incremento de carga

³⁾ - active steering / - sterzo attivo / - direction active / - dirección activa

⁴⁾ + active steering / + sterzo attivo / + direction active / + dirección activa

⁵⁾ + engine code N52N / + codice motore N52N / + moteur code N52N / + motor code N52N

⁶⁾ + engine code N53 / + codice motore N53 / + moteur code N53 / + motor code N53













⁷⁾ - increased payl./+engine co.N53 / - carico utile maggior./+codic.mot.N53 / - charge utile augmentée/+ moteur co.N53 / - incremento de carga/+motor co.N53



BMW 3er Reihe/E92 Coupe (06-13)

	330 d		09.06	08.09		13.0460-7237.2	607237		24161 20,3 +/WE	ATE
	330 d		09.09	02.10	+ erhöhte Zuladung ¹⁾	13.0470-7237.2	LD7237		24161 20,3 +/WE	ATE
	330 i		09.06	08.09	+ Motorcode N53 ²⁾	13.0460-7238.2	607238		23313 20,3 +/WE	ATE
	330 i		09.09	02.10	+ erhöhte Zuladung/ + Motorcode N53 ³⁾	13.0470-7238.2	LD7238		23313 20,3 +/WE	ATE
	335 d	210	09.06	02.10		24.8190-0267.2	620267	1	Warnkontakt L=679mm	
	335 i	225	09.06	02.10						
	330 d		03.10	06.13	+ erhöhte Zuladung ¹⁾	13.0460-7237.2	607237		24161 20,3 +/WE	ATE
	330 i		03.10	06.13	+ erhöhte Zuladung/ + Motorcode N53 ³⁾	13.0470-7237.2	LD7237		24161 20,3 +/WE	ATE
	335 d	210	03.10	06.13		13.0460-7238.2	607238		23313 20,3 +/WE	ATE
	335 i	225	03.10	06.13		13.0470-7238.2	LD7238	1	Warnkontakt L=723mm	ATE
	325 xi	160	09.06	08.07		13.0460-7216.2	607216		23794 20,3 +/WE	ATE
	330 xd		09.09	02.10	- erhöhte Zuladung ⁴⁾	13.0470-7216.2	LD7216		23794 20,3 +/WE	ATE
	330 xi		09.06	02.10		24.8190-0266.2	620266	1	Warnkontakt L=840mm	
	330 xd		03.10	06.13	- erhöhte Zuladung ⁴⁾	13.0460-7216.2	607216		23794 20,3 +/WE	ATE
	330 xi		03.10	06.13		13.0470-7216.2	LD7216	1	Warnkontakt L=867mm	ATE
	320 xd	160	03.07	02.10		13.0460-7238.2	607238		23313 20,3 +/WE	ATE
	325 xi		09.07	02.10		13.0470-7238.2	LD7238		23313 20,3 +/WE	ATE
	320 xd	160	03.10	06.13		24.8190-0266.2	620266	1	Warnkontakt L=840mm	
	325 xi		03.10	06.13		13.0460-7238.2	607238		23313 20,3 +/WE	ATE
	325 xi	160	03.10	06.13		13.0470-7238.2	LD7238	1	Warnkontakt L=867mm	ATE
	330 xd		09.06	08.09		13.0460-7237.2	607237		24161 20,3 +/WE	ATE
	330 xd		09.09	02.10	+ erhöhte Zuladung ¹⁾	13.0470-7237.2	LD7237		24161 20,3 +/WE	ATE
	335 xi	225	09.07	02.10		13.0460-7238.2	607238		23313 20,3 +/WE	ATE
	330 xd		03.10	06.13	+ erhöhte Zuladung ¹⁾	13.0470-7238.2	LD7238		23313 20,3 +/WE	ATE
	335 xi	225	03.10	06.13		24.8190-0266.2	620266	1	Warnkontakt L=840mm	
	M3		03.07	06.13		13.0460-7167.2	607167		23312 20,3 +/WE	ATE
						24.8190-0271.2	620271		Warnkontakt L=659mm	
						24.8190-0272.2	620272		Warnkontakt L=672mm	
	316 i	90	09.07	06.13		13.0460-4848.2	604848		24316 16,9 /WE	BRE
	318 i	105	03.10	06.13		24.8190-0267.2	620267	1	Warnkontakt L=679mm	
	320 d		03.07	06.13						
	320 i		03.07	06.13						
	320 xd		03.07	06.13						
	323 i		09.06	06.13						
	325 d		03.07	06.13						
	325 i	160	09.06	06.13						
	325 xi	160	09.06	06.13						
	330 d		09.06	06.13						
	330 i		09.06	06.13						
	330 xd		09.06	06.13						
330 xi		09.06	06.13							
	316 i	90	09.07	06.13		24.0124-0197.1	424197		300 24,0 22,4 V L +S +B	
	318 i	105	03.10	06.13		24.0324-0197.1	524197		300 24,0 21,6 V L +S +B PD	
	320 i		03.07	06.13						
	323 i		09.06	08.07						
	320 d		03.07	06.13		24.0124-0203.1	424203		312 23,9 22,4 V L +S +B	
	320 xd		03.07	06.13		24.0324-0203.1	524203		312 23,9 22,4 V L +S +B PD	
	323 i		09.07	06.13						
	325 i	160	09.07	06.13	+ Motorcode N52N ⁵⁾					
	325 i	160	09.07	06.13	+ Motorcode N52N ⁵⁾					
	325 d	160	03.07	06.13		24.0124-0200.1	424200		330 24,0 22,4 V L +S +B	
325 i	160	09.06	06.13	+ Motorcode N53 ²⁾	24.0324-0200.1	524200		330 24,0 21,6 V L +S +B PD		
325 i	160	09.06	08.07	+ Motorcode N52N ⁵⁾						
325 xi	160	09.06	06.13	+ Motorcode N53 ²⁾						
325 xi	160	09.06	08.07	+ Motorcode N52N ⁵⁾						
330 d		09.09	06.13	- erhöhte Zuladung ⁴⁾						
330 i		09.06	06.13	+ Motorcode N52N ⁵⁾						
330 i		09.09	06.13	- erhöhte Zuladung/ + Motorcode N53 ⁶⁾						
330 xd		09.09	06.13	- erhöhte Zuladung ⁴⁾						
330 xi		09.06	06.13							
330 d		09.06	08.09		24.0130-0192.1	430192		348 30,0 28,4 V L +S +B		
330 d		09.09	06.13	+ erhöhte Zuladung ¹⁾						
330 i		09.06	08.09	+ Motorcode N53 ²⁾						
330 i		09.09	06.13	+ erhöhte Zuladung/ + Motorcode N53 ³⁾						
330 xd		09.06	08.09							
330 xd		09.09	06.13	+ erhöhte Zuladung ¹⁾						
335 d	210	09.06	06.13							
335 i	225	09.06	06.13							
335 xi	225	09.07	06.13							
M3		03.07	06.13		24.0130-0214.2	430214		zweitteilige Bremsscheibe ⁷⁾	360 30,0 28,4 V L +S +B	
					24.0130-0213.2	430213		zweitteilige Bremsscheibe ⁷⁾	360 30,0 28,4 V L +S +B	
	316 i	90	09.07	06.13		24.0711-6198.3	360199	2	Radsensor L=660	
	318 i	105	03.10	06.13						
	320 d		03.07	06.13						
	320 i		03.07	06.13						
	323 i		09.06	06.13		24.0711-6197.3	360141	2	Radsensor L=660	
325 d		03.07	06.13							
325 i	160	09.06	06.13							

1) + increased payload / + carico utile maggiorato / + charge utile augmentée / + incremento de carga
2) + engine code N53 / + codice motore N53 / + moteur code N53 / + motor code N53
3) + increased payload / + engine co.N53 / + carico utile maggiorato / + codic.mot.N53 / + charge utile augmentée / +moteur co.N53 / + incremento de carga / +motor co.N53
4) - increased payload / - carico utile maggiorato / - charge utile augmentée / - incremento de carga
5) + engine code N52N / + codice motore N52N / + moteur code N52N / + motor code N52N
6) - increased payload / + engine co.N53 / - carico utile maggiorato / + codic.mot.N53 / - charge utile augmentée / + moteur co.N53 / - incremento de carga / +motor co.N53
7) two-piece brake disc / disco frenante in due parti / disque d.fr.en deux parties / disco de fr.de dos piezas

BMW 3er Reihe/E92 Coupe (06-13)												
	330 d			09.06	06.13		24.0711-6197.3	360141	2			Radsensor L=660
	330 i			09.06	06.13							
	335 d	210		09.06	06.13							
	335 i	225		09.06	06.13							
M3			03.07	06.13		24.0711-6209.3	360352	2			Radsensor L=700	
	316 i	90		09.07	02.10		13.0460-2713.2	602713	1			23623 17,4 +/WE/Zub/S LUC
							13.0470-2713.2	LD2713				23623 17,4 +/WE/Zub/S LUC
							24.8190-0265.2	620265	1			Warnkontakt L=1086mm
	316 i	90		03.10	06.13		13.0460-2713.2	602713	1			23623 17,4 +/WE/Zub/S LUC
							13.0470-2713.2	LD2713				23623 17,4 +/WE/Zub/S LUC
							24.8190-0285.2	620285	1			Warnkontakt L=1107mm
	320 d			03.07	02.10		13.0460-7217.2	607217	1			23926 17,3 +/WE ATE
	320 i			03.07	02.10		13.0470-7217.2	LD7217				23926 17,3 +/WE ATE
	320 xd			03.07	02.10		24.8190-0265.2	620265	1			Warnkontakt L=1086mm
	323 i			09.06	02.10							
	325 i	160		09.06	02.10							
	325 xi	160		09.06	02.10							
	318 i	105		03.10	06.13		13.0460-7217.2	607217	1			23926 17,3 +/WE ATE
	320 d			03.10	06.13		13.0470-7217.2	LD7217				23926 17,3 +/WE ATE
	320 i			03.10	06.13		24.8190-0285.2	620285	1			Warnkontakt L=1107mm
320 xd			03.10	06.13								
323 i			03.10	06.13								
325 i	160		03.10	06.13								
325 xi	160		03.10	06.13								
325 d			03.07	02.10		13.0460-7225.2	607225	1			23550 17,3 +/WE ATE	
330 d			09.06	02.10		13.0470-7225.2	LD7225				23550 17,3 +/WE ATE	
330 i			09.06	02.10		24.8190-0265.2	620265	1			Warnkontakt L=1086mm	
330 xd			09.06	02.10								
330 xi			09.06	02.10								
335 d	210		09.06	02.10								
335 i	225		09.06	02.10								
335 xi	225		09.07	02.10								
325 d			03.10	06.13		13.0460-7225.2	607225	1			23550 17,3 +/WE ATE	
330 d			03.10	06.13		13.0470-7225.2	LD7225				23550 17,3 +/WE ATE	
330 i			03.10	06.13		24.8190-0285.2	620285	1			Warnkontakt L=1107mm	
330 xd			03.10	06.13								
330 xi			03.10	06.13								
335 d	210		03.10	06.13								
335 i	225		03.10	06.13								
335 xi	225		03.10	06.13								
M3			03.07	02.10		13.0460-7169.2	607169	1			23309 17,3 +/WE ATE	
						13.0470-7169.2	LD7169				23309 17,3 +/WE ATE	
						24.8190-0265.2	620265	1			Warnkontakt L=1086mm	
M3			03.10	06.13		13.0460-7169.2	607169	1			23309 17,3 +/WE ATE	
						13.0470-7169.2	LD7169				23309 17,3 +/WE ATE	
						24.8190-0285.2	620285	1			Warnkontakt L=1107mm	
	316 i	90		09.07	06.13		24.0110-0315.1	410315				296 10,4 8,9 L +S +B
	318 i	105		03.10	06.13		24.0120-0195.1	420195				300 20,0 18,4 V L +S +B
	320 d			03.07	06.13							
	320 i			03.07	06.13							
	323 i			09.06	06.13							
	325 i	160		09.06	06.13							
	320 xd			03.07	06.13		24.0120-0204.1	420204				300 20,0 18,4 V L +S +B
	325 xi	160		09.06	06.13							
	325 d			03.07	06.13		24.0122-0236.1	422236				336 22,0 20,4 V L +S +B
	330 d			09.06	06.13		24.0322-0236.1	522236				336 22,0 20,4 V L +S +B PD
330 i			09.06	06.13								
330 xd			09.06	06.13								
330 xi			09.06	06.13								
335 d	210		09.06	06.13								
335 i	225		09.06	06.13								
335 xi	225		09.07	06.13								
M3			03.07	06.13		24.0124-0231.2	424231			zweiteilige Bremsscheibe 1)	350 24,0 22,4 V L +S +B	
						24.0124-0232.2	424232			zweiteilige Bremsscheibe 1)	350 24,0 22,4 V L +S +B	
	316 i	90		09.07	06.13		24.0711-6158.3	360192	2			Radsensor L=954
	318 i	105		03.10	06.13							
	320 d			03.07	06.13							
	320 i			03.07	06.13							
	320 d			03.07	06.13		24.0711-6418.3	360407	2			Radsensor L=954
	323 i	160		09.06	06.13							
325 i	160		09.06	06.13								
320 i			03.07	06.13		24.0711-5191.3	360118	2			Radsensor L=959	
325 d			03.07	06.13								
330 d			09.06	06.13								
330 i			09.06	06.13								
335 d	210		09.06	06.13								
335 i	225		09.06	06.13								
M3			03.07	06.13								
	316 i	90		09.07	06.13		03.0137-0379.2	650379				161 x 20
	318 i	105		03.10	06.13		03.0137-9265.2	669265				Bremsbacken-Zubehör
	320 d			03.07	06.13		03.0137-9701.2	669701				Bremsbacken-Zubehör
	320 i			03.07	06.13		03.0137-9702.2	669702				Spreitzschloß Satz
	323 i			09.06	06.13							
325 i	160		09.06	06.13								

1) two-piece brake disc / disco frenante in due parti / disque d.fr.en deux parties / disco de fr.de dos piezas

2) - active steering / - sterzo attivo / - direction active / - dirección activa

3) + active steering / + sterzo attivo / + direction active / + dirección activa



BMW 3er Reihe/E92 Coupe (06-13)

	320 xd		03.07	06.13		03.0137-0305.2	650305		185 x 20 Bremsbacken-Zubehör Bremsbacken-Zubehör Spreizschloß Satz
	325 d		03.07	06.13		03.0137-9062.2	669062		
	325 xi	160	09.06	06.13		03.0137-9700.2	669700		
	330 d		09.06	06.13		03.0137-9702.2	669702		
	330 i		09.06	06.13					
	330 xd		09.06	06.13					
	330 xi		09.06	06.13					
	335 d	210	09.06	06.13					
	335 i	225	09.06	06.13					
	335 xi	225	09.07	06.13					
M3		03.07	06.13						

BMW 3er Reihe/E93 Cabrio (07-13)

	320 d	120	01.08	02.10		13.0460-7238.2	607238		23313 20,3 +/WE 23313 20,3 +/WE Warnkontakt L=679mm	ATE			
	320 d	130	03.08	02.10		13.0470-7238.2	LD7238						
	320 d	135	01.10	02.10		24.8190-0267.2	620267	1					
	320 i		03.07	02.08									
	323 i	130	03.07	02.10									
	325 i	160	03.07	02.10	+ Motorcode N52N ¹⁾								
	320 d	120	03.10	11.13		13.0460-7238.2	607238				23313 20,3 +/WE 23313 20,3 +/WE Warnkontakt L=723mm	ATE	
	320 d	130	03.10	11.13		13.0470-7238.2	LD7238						
	320 d	135	03.10	11.13		24.8190-0287.2	620287	1					
	323 i	130	03.10	11.13									
325 i	160	03.10	11.13	+ Motorcode N52N ¹⁾									
320 i	145	03.08	02.10		13.0460-7216.2	607216		23794 20,3 +/WE 23794 20,3 +/WE Warnkontakt L=630mm	ATE				
325 d	145	09.07	02.10		13.0470-7216.2	LD7216							
325 i	160	03.07	02.10	+ Motorcode N53 ²⁾	24.8190-0264.2	620264	1						
330 i	200	03.07	02.10	+ Motorcode N52N ¹⁾									
318 i	105	03.10	11.13		13.0460-7216.2	607216				23794 20,3 +/WE 23794 20,3 +/WE Warnkontakt L=650mm			ATE
320 i		03.10	11.13		13.0470-7216.2	LD7216							
325 d	145	03.10	11.13		24.8190-0284.2	620284	1						
325 d	150	03.10	11.13										
325 i	160	03.10	11.13	+ Motorcode N53 ²⁾									
330 i	200	03.10	11.13	+ Motorcode N52N ¹⁾									
330 d	170	09.09	02.10	- erhöhte Zuladung ³⁾	13.0460-7216.2	607216		23794 20,3 +/WE 23794 20,3 +/WE Warnkontakt L=679mm	ATE				
330 d	180	09.09	02.10		13.0470-7216.2	LD7216							
330 i	200	09.09	02.10	- erhöhte Zuladung ³⁾	24.8190-0267.2	620267	1						
330 d	170	03.10	11.13	- erhöhte Zuladung ³⁾	13.0460-7216.2	607216							
330 d	180	03.10	11.13		13.0470-7216.2	LD7216							
330 i	200	03.10	11.13	- erhöhte Zuladung/ + Motorcode N53 ⁴⁾	24.8190-0287.2	620287	1						
330 i	200	03.07	08.09	+ Motorcode N53 ²⁾	13.0460-7237.2	607237				24161 20,3 +/WE 24161 20,3 +/WE 23313 20,3 +/WE 23313 20,3 +/WE Warnkontakt L=679mm	ATE		
					13.0470-7237.2	LD7237							
					13.0460-7238.2	607238							
					13.0470-7238.2	LD7238							
					24.8190-0267.2	620267	1						
330 d	170	03.07	08.09	+ erhöhte Zuladung ⁵⁾	13.0460-7237.2	607237							
330 d	170	09.09	02.10		13.0470-7237.2	LD7237							
330 d	180	01.09	08.09		13.0460-7238.2	607238							
330 i	200	09.09	02.10	+ erhöhte Zuladung/ + Motorcode N53 ⁶⁾	13.0470-7238.2	LD7238							
335 i	225	03.07	02.10		24.8190-0267.2	620267	1						
330 d	170	03.10	11.13	+ erhöhte Zuladung ⁵⁾	13.0460-7237.2	607237		24161 20,3 +/WE 24161 20,3 +/WE 23313 20,3 +/WE 23313 20,3 +/WE Warnkontakt L=723mm	ATE				
330 i	200	03.10	11.13	+ erhöhte Zuladung/ + Motorcode N53 ⁶⁾	13.0470-7237.2	LD7237							
335 i	225	03.10	11.13		13.0460-7238.2	607238							
					13.0470-7238.2	LD7238							
					24.8190-0287.2	620287	1						
M3	309	03.08	11.13		13.0460-7167.2	607167				23312 20,3 +/WE Warnkontakt L=659mm Warnkontakt L=672mm	ATE		
					24.8190-0271.2	620271	1						
					24.8190-0272.2	620272	1						
318 i	105	03.10	11.13		13.0460-4848.2	604848						+ Performance Parts + Performance Parts	BRE
320 d	120	01.08	11.13		24.8190-0267.2	620267	1						
320 d	130	03.08	11.13										
320 d	135	01.10	11.13										
320 i		03.07	11.13										
323 i	130	03.07	11.13										
325 d	145	09.07	11.13										
325 d	150	03.10	11.13										
325 i	160	03.07	11.13										
330 d	170	03.07	11.13										
330 d	180	01.09	11.13										
330 i	200	03.07	11.13										
	320 d	120	01.08	11.13		24.0124-0203.1	424203		312 23,9 22,4 V L +S +B 312 23,9 22,4 V L +S +B PD				
	320 d	130	03.08	11.13		24.0324-0203.1	524203						
	320 d	135	01.10	11.13									
	320 i		03.07	02.08									
	323 i	130	03.07	11.13									
	325 i	160	03.07	11.13	+ Motorcode N52N ¹⁾								
	318 i	105	03.10	11.13		24.0124-0197.1	424197				300 24,0 22,4 V L +S +B 300 24,0 21,6 V L +S +B PD		
	320 i		03.08	11.13		24.0324-0197.1	524197						
	325 d	145	09.07	11.13		24.0124-0200.1	424200						
	325 d	150	03.10	11.13		24.0324-0200.1	524200						
325 i	160	03.07	11.13	+ Motorcode N53 ²⁾									
330 d	170	09.09	11.13	- erhöhte Zuladung ³⁾									
330 d	180	09.09	11.13	- erhöhte Zuladung ³⁾									
330 i	200	03.07	11.13	+ Motorcode N52N ¹⁾									
330 i	200	09.09	11.13	- erhöhte Zuladung/ + Motorcode N53 ⁴⁾									

¹⁾ + engine code N52N / + codice motore N52N / + moteur code N52N / + motor code N52N






























²⁾ + engine code N53 / + codice motore N53 / + moteur code N53 / + motor code N53

³⁾ - increased payload / - carico utile maggiorato / - charge utile augmentée / - incremento de carga

⁴⁾ - increased payload / + engine co.N53 / - carico utile maggiorato / + codic.mot.N53 / - charge utile augmentée / + moteur co.N53 / - incremento de carga / + motor co.N53

⁵⁾ + increased payload / + carico utile maggiorato / + charge utile augmentée / + incremento de carga

⁶⁾ + increased payload / + engine co.N53 / + carico utile maggiorato / + codic.mot.N53 / + charge utile augmentée / + moteur co.N53 / + incremento de carga / + motor co.N53

										
BMW 3er Reihe/E93 Cabrio (07-13)										
	330 d	170		03.07	08.09	24.0130-0192.1	430192		348 30,0 28,4 V L +S +B	
	330 d	170		09.09	11.13					
	330 d	180		01.09	08.09					
	330 d	180		09.09	11.13					
	330 i	200		03.07	08.09					
	330 i	200		09.09	11.13					
	335 i	225		03.07	11.13					
M3	309		03.08	11.13						
	318 i	105		03.10	11.13	24.0130-0214.2	430214		zweiteilige Bremsscheibe 4)	360 30,0 28,4 V L +S +B
	318 i	105		03.10	11.13	24.0130-0213.2	430213		zweiteilige Bremsscheibe 4)	360 30,0 28,4 V L +S +B
	323 i	130		03.07	11.13	24.0711-6198.3	360199	2 		Radsensor L=660
	325 d	145		09.07	11.13	24.0711-6197.3	360141	2 		Radsensor L=660
	325 d	150		03.10	11.13					
	325 i	160		03.07	11.13					
	330 d	170		03.07	11.13					
	330 d	180		01.09	11.13					
	330 i	200		03.07	11.13					
	335 i	225		03.07	11.13					
	320 d	120		01.08	11.13	24.0711-6198.3	360199	2 	- Aktivlenkung 5)	Radsensor L=660
	320 d	130		03.08	11.13	24.0711-6197.3	360141	2 	+ Aktivlenkung 5)	Radsensor L=660
	320 d	135		01.10	11.13					
	320 i			03.07	11.13					
M3	309		03.08	11.13	24.0711-6209.3	360352	2 		Radsensor L=700	
	320 d	120		01.08	02.10	13.0460-7217.2	607217			23926 17,3 +/WE ATE
	320 d	130		03.08	02.10	13.0470-7217.2	LD7217			23926 17,3 +/WE ATE
	320 d	135		01.10	02.10	24.8190-0265.2	620265	1		Warnkontakt L=1086mm
	320 i			03.07	02.10					
	323 i	130		03.07	02.10					
	325 i	160		03.07	02.10					
	318 i	105		03.10	11.13	13.0460-7217.2	607217			23926 17,3 +/WE ATE
	320 d	120		03.10	11.13	13.0470-7217.2	LD7217			23926 17,3 +/WE ATE
	320 d	130		03.10	11.13	24.8190-0285.2	620285	1		Warnkontakt L=1107mm
	320 d	135		03.10	11.13					
	320 i			03.10	11.13					
	325 i	160		03.10	11.13					
	325 d	145		09.07	02.10	13.0460-7225.2	607225			23550 17,3 +/WE ATE
	330 d	170		03.07	02.10	13.0470-7225.2	LD7225			23550 17,3 +/WE ATE
	330 d	180		01.09	02.10	24.8190-0265.2	620265	1		Warnkontakt L=1086mm
	330 i	200		03.07	02.10					
	335 i	225		03.07	02.10					
	325 d	145		03.10	11.13	13.0460-7225.2	607225			23550 17,3 +/WE ATE
	325 d	150		03.10	11.13	13.0470-7225.2	LD7225			23550 17,3 +/WE ATE
330 d	170		03.10	11.13	24.8190-0285.2	620285	1		Warnkontakt L=1107mm	
330 d	180		01.09	11.13						
330 i	200		03.10	11.13						
335 i	225		03.10	11.13						
M3	309		03.08	02.10	24.8190-0265.2	620265	1		Warnkontakt L=1086mm	
M3	309		03.10	11.13	24.8190-0285.2	620285	1		Warnkontakt L=1107mm	
	320 d	120		01.08	11.13	24.0120-0204.1	420204			300 20,0 18,4 V L +S +B
	320 d	130		03.08	11.13					
	320 d	135		01.10	11.13					
	320 i			03.07	08.09					
	323 i	130		03.07	11.13					
	325 i	160		03.07	11.13					
	318 i	105		03.10	11.13	24.0120-0195.1	420195			300 20,0 18,4 V L +S +B
	320 i			09.09	11.13					
	325 d	145		09.07	11.13	24.0122-0236.1	422236			336 22,0 20,4 V L +S +B
	325 d	150		03.10	11.13	24.0322-0236.1	522236			336 22,0 20,4 V L +S +B PD
330 d	170		03.07	11.13						
330 d	180		01.09	11.13						
330 i	200		03.07	11.13						
335 i	225		03.07	11.13						
M3	309		03.08	11.13	24.0124-0231.2	424231			zweiteilige Bremsscheibe 4)	350 24,0 22,4 V L +S +B
					24.0124-0232.2	424232			zweiteilige Bremsscheibe 4)	350 24,0 22,4 V L +S +B
	318 i	105		03.10	11.13	24.0711-6158.3	360192	2 		Radsensor L=954
	320 i			09.09	11.13					
	320 i			03.07	08.09	24.0711-5169.3	360266	2 		Radsensor L=959
	320 d	120		01.08	11.13	24.0711-5169.3	360266	2 	- Aktivlenkung 5)	Radsensor L=959
	320 d	130		03.08	11.13	24.0711-5191.3	360118	2 	+ Aktivlenkung 5)	Radsensor L=959
	320 d	135		01.10	11.13					
	323 i	130		03.07	11.13	24.0711-5191.3	360118	2 		Radsensor L=959
	325 d	145		09.07	11.13					
	325 d	150		03.10	11.13					
	325 i	160		03.07	11.13					
	330 d	170		03.07	11.13					
	330 d	180		01.09	11.13					
	330 i	200		03.07	11.13					
	335 i	225		03.07	11.13					
M3	309		03.08	11.13						
	318 i	105		03.10	11.13	03.0137-0379.2	650379			161 x 20
	320 i			09.09	11.13	03.0137-9265.2	669265			Bremsbacken-Zubehör
						03.0137-9701.2	669701			Bremsbacken-Zubehör
						03.0137-9702.2	669702			Spreizschloß Satz

1) + increased payload / + carico utile maggiorato / + charge utile augmentée / + incremento de carga

2) + engine code N53 / + codice motore N53 / + moteur code N53 / + motor code N53

3) + increased payl./+moteur co.N53 / + carico utile maggior./+codic.mot.N53 / + charge utile augmentée/+moteur co.N53 / + incremento de carga/+motor co.N53

4) two-piece brake disc / disco frenante in due parti / disque d.fr.en deux parties / disco de fr.de dos piezas

5) - active steering / - sterzo attivo / - direction active / - dirección activa

6) + active steering / + sterzo attivo / + direction active / + dirección activa

BMW 3er Reihe/E93 Cabrio (07-13)

	320 d	120		01.08	11.13			03.0137-0305.2	650305								185 x 20
	320 d	130		03.08	11.13			03.0137-9062.2	669062								Bremsbacken-Zubehör
	320 d	135		01.10	11.13			03.0137-9700.2	669700								Bremsbacken-Zubehör
	320 i			03.07	08.09			03.0137-9702.2	669702								Speisenschloß Satz
	323 i	130		03.07	11.13												
	325 d	145		09.07	11.13												
	325 d	150		03.10	11.13												
	325 i	160		03.07	11.13												
	330 d	170		03.07	11.13												
	330 d	180		01.09	11.13												
	330 i	200		03.07	11.13												
	335 i	225		03.07	11.13												
	M3	309		03.08	11.13												

BMW 3er Reihe/F30 Limousine (11-)

	316 d	85		02.12				13.0460-3866.2	603866			- M Sportbremse ¹⁾	25506	18,2 +/WE	BOS	
	316 i	100		11.12				13.0470-3866.2	LD3866			- M Sportbremse ¹⁾	25506	18,2 +/WE	BOS	
	318 d	105		02.12				24.8190-0006.2	620006	1						Warnkontakt L=675mm
	318 d	110		07.15												
	318 d xDrive	105		05.13												
	318 d xDrive	110		07.15												
	318 i	100		07.15												
	320 d	120		02.12												
	320 d	140		07.15												
	320 d xDrive	140		07.15												
	320 i	135		02.12												
	320 i xDrive	135		02.12												
	320 i ed	125		11.12				13.0460-3866.2	603866				25506	18,2 +/WE	BOS	
								13.0470-3866.2	LD3866				25506	18,2 +/WE	BOS	
								24.8190-0006.2	620006	1						Warnkontakt L=675mm
	320 d	135		02.12				13.0460-3857.2	603857			- M Sportbremse ¹⁾	25199	19,6 +/WE	BOS	
	320 d xDrive	135		02.12				13.0470-3857.2	LD3857			- M Sportbremse ¹⁾	25199	19,6 +/WE	BOS	
	328 i	180		02.12				24.8190-0006.2	620006	1						Warnkontakt L=675mm
	330 i	185		07.15				13.0460-3857.2	603857			- M Sportbremse ¹⁾	25199	19,6 +/WE	BOS	
	330 i xDrive	185		07.15				13.0470-3857.2	LD3857			- M Sportbremse ¹⁾	25199	19,6 +/WE	BOS	
								24.8190-0006.2	620006	1						Warnkontakt L=675mm
	340 i	240		07.15				24.8190-0006.2	620006	1						Warnkontakt L=675mm
	340 i xDrive	240		07.15												
	325 d	160		04.13				13.0460-3857.2	603857			- M Sportbremse ¹⁾	25199	19,6 +/WE	BOS	
	328 i xDrive	180		02.12				13.0470-3857.2	LD3857			- M Sportbremse ¹⁾	25199	19,6 +/WE	BOS	
	330 d xDrive	190		03.13				24.8190-0006.2	620006	1						Warnkontakt L=675mm
	330 d	190		07.12				24.8190-0006.2	620006	1						Warnkontakt L=675mm
	335 d xDrive	230		07.13												
	335 i	225		02.12												
	335 i	250		07.13												
	335 i xDrive	225		02.12												
	ActiveHybrid 3	225		07.12												
	M3	317		01.14				24.8190-0006.2	620006	1						Warnkontakt L=675mm
	316 d	85		02.12				24.0122-0278.1	422278			- M Sportbremse ¹⁾		300	22,0 20,4 V L +S +B	
	316 i	100		11.12				24.0130-0233.2	430233			+ M Sportbremse / zweiteil.Br. ²⁾		340	30,0 28,4 V L +S +B	
	318 d	105		02.12												
	318 d	110		07.15												
	318 d xDrive	105		05.13												
	318 d xDrive	110		07.15												
	318 i	100		07.15												
	320 d	120		02.12												
	320 d	140		07.15												
	320 d xDrive	140		07.15												
	320 i	135		02.12												
	320 i xDrive	135		02.12												
	320 i ed	125		11.12				24.0122-0278.1	422278					300	22,0 20,4 V L +S +B	
	320 d	135		02.12				24.0124-0203.1	424203			- M Sportbremse ¹⁾		312	23,9 22,4 V L +S +B	
	320 d xDrive	135		02.12				24.0324-0203.1	524203			- M Sportbremse ¹⁾		312	23,9 22,4 V L +S +B	PD
								24.0130-0233.2	430233			+ M Sportbremse / zweiteil.Br. ²⁾		340	30,0 28,4 V L +S +B	
	325 d	160		04.13				24.0130-0234.2	430234			+ M Sportbremse / zweiteil.Br. ²⁾		370	30,0 28,4 V L +S +B	
	328 i	180		02.12												
	328 i xDrive	180		02.12												
	330 d	190		07.12												
	330 d xDrive	190		03.13												
	330 i	185		07.15												
	330 i xDrive	185		07.15												
	335 d xDrive	230		07.13				24.0130-0233.2	430233			- M Sportbremse / zweiteil.Br. ³⁾		340	30,0 28,4 V L +S +B	
	335 i	225		02.12				24.0130-0234.2	430234			+ M Sportbremse / zweiteil.Br. ²⁾		370	30,0 28,4 V L +S +B	
	335 i	250		07.13												
	335 i xDrive	225		02.12												
	340 i	240		07.15												
	340 i xDrive	240		07.15												
	ActiveHybrid 3	225		07.12												
	316 d	85		02.12				24.0711-6281.3	360386	2		- Start/Stop / - Parkassistent ⁴⁾				Radsensor L=540
	316 i	100		11.12				24.0711-6282.3	360387	2		+ Start/Stop / + Parkassistent ⁵⁾				Radsensor L=540
	318 d	105		02.12												
	318 d	110		07.15												
	318 i	100		07.15												
	320 d	120		02.12												
	320 d	135		02.12												

1) - M sport brake / - M freno sportivo / - M frein de sport / - M freno deportiva
 2) + M sport brake / two-p. disc / + M freno sport / deux part.disc / + M frein de sport / d. parti. disque / + M freno sport / deux parties disc
 3) - M sport brake / two-p. disc / - M freno sport / deux part.disc / - M frein de sport / d. parti. disque / - M freno sport / deux parties disc
 4) - idling/stop/-parking assist. / -start/stop/-assist.parcheggio / -marche/arrêt/-assist.stationnem. / -arramque/paro/-assist.aparcamiento
 5) +idling/stop/+parking assist. / +start/stop/+assist.parcheggio / +marche/arrêt/+assist.stationnem. / +arramque/paro/+assist.aparcamiento

BMW 3er Reihe/F30 Limousine (11-)									
	320 d	140	07.15		24.0711-6281.3	360386	2	- Start/Stop / - Parkassistent ¹⁾	Radsensor L=540
	320 i	135	02.12		24.0711-6282.3	360387	2	+ Start/Stop / + Parkassistent ²⁾	Radsensor L=540
	320 i ed	125	11.12						
	325 d	160	04.13						
	328 i	180	02.12						
	330 d	190	07.12						
	330 i	185	07.15						
	335 i	225	02.12						
	335 i	250	07.13						
	340 i	240	07.15						
	ActiveHybrid 3	225	07.12						
	318 d xDrive	105	05.13		24.0711-6299.3	360388	2	- Start/Stop / - Parkassistent ¹⁾	Radsensor L=746
	318 d xDrive	110	07.15		24.0711-6300.3	360389	2	+ Start/Stop / + Parkassistent ²⁾	Radsensor L=746
	320 d xDrive	135	02.12						
	320 d xDrive	140	07.15						
	320 i xDrive	135	02.12						
	328 i xDrive	180	02.12						
330 d xDrive	190	03.13							
330 i xDrive	185	07.15							
335 d xDrive	230	07.13							
335 i xDrive	225	02.12							
340 i xDrive	240	07.15							
M3	317	01.14		24.0711-6282.3	360387	2		Radsensor L=540	
	316 d	85	02.12		13.0460-3859.2	603859		- M Sportbremse ³⁾	25307 17,5 +/WE BOS
	316 i	100	11.12		13.0470-3859.2	LD3859		- M Sportbremse ³⁾	25307 17,5 +/WE BOS
	318 d	105	02.12		13.0460-4874.2	604874		+ M Sportbremse ⁴⁾	25029 16,7 /WE/Zub BRE
	318 d	110	07.15		24.8190-0007.2	620007	1		Warnkontakt L=1045mm
	318 d xDrive	105	05.13						
	318 d xDrive	110	07.15						
	318 i	100	07.15						
	320 d	120	02.12						
	320 d	135	02.12						
	320 d	140	07.15						
	320 d xDrive	135	02.12						
	320 d xDrive	140	07.15						
	320 i	135	02.12						
	320 i xDrive	135	02.12						
	325 d	160	04.13						
	328 i	180	02.12						
	328 i xDrive	180	02.12						
	330 d xDrive	190	03.13						
	330 i	185	07.15		13.0460-3859.2	603859		- M Sportbremse ³⁾	25307 17,5 +/WE BOS
	330 i xDrive	185	07.15		13.0470-3859.2	LD3859		- M Sportbremse ³⁾	25307 17,5 +/WE BOS
					24.8190-0007.2	620007	1		Warnkontakt L=1045mm
	320 i ed	125	11.12		13.0460-3859.2	603859			25307 17,5 +/WE BOS
					13.0470-3859.2	LD3859			25307 17,5 +/WE BOS
					24.8190-0007.2	620007	1		Warnkontakt L=1045mm
	330 d	190	07.12		13.0460-4874.2	604874		+ M Sportbremse ⁴⁾	25029 16,7 /WE/Zub BRE
	335 d xDrive	230	07.13		24.8190-0007.2	620007	1		Warnkontakt L=1045mm
	335 i	225	02.12						
335 i	250	07.13							
335 i xDrive	225	02.12							
ActiveHybrid 3	225	07.12							
340 i	240	07.15		24.8190-0007.2	620007	1		Warnkontakt L=1045mm	
340 i xDrive	240	07.15							
M3	317	01.14		24.8190-0007.2	620007	1		Warnkontakt L=1045mm	
	316 d	85	02.12		24.0120-0237.1	420237		- M Sportbremse ³⁾	300 20,0 18,4 V L +S +B
	316 i	100	11.12		24.0124-0250.2	424250		+ M Sportbremse / zweiteil.Br. ⁵⁾	345 24,0 22,4 V L +S +B
	318 d	105	02.12						
	318 d	110	07.15						
	318 i	100	07.15						
	320 d	120	02.12						
	320 d	135	02.12						
	320 d	140	07.15						
	320 i	135	02.12						
	325 d	160	04.13						
	320 i ed	125	11.12		24.0120-0237.1	420237			300 20,0 18,4 V L +S +B
	318 d xDrive	105	05.13		24.0124-0251.2	424251		+ M Sportbremse / zweiteil.Br. ⁵⁾	345 24,0 22,4 V L +S +B
	318 d xDrive	110	07.15						
	320 d xDrive	135	02.12						
	320 d xDrive	140	07.15						
	320 i xDrive	135	02.12						
	328 i	180	02.12						
	328 i xDrive	180	02.12						
	330 i	185	07.15						
	330 i xDrive	185	07.15						
	330 d	190	07.12		24.0124-0251.2	424251		+ M Sportbremse / zweiteil.Br. ⁵⁾	345 24,0 22,4 V L +S +B
	330 d xDrive	190	03.13						
	335 d xDrive	230	07.13						
	335 i	225	02.12						
	335 i	250	07.13						
	335 i xDrive	225	02.12						
	340 i	240	07.15						
340 i xDrive	240	07.15							
ActiveHybrid 3	225	07.12							

¹⁾ - idling/stop/-parking assist. / -start/stop/-assist.parcheggio / -marche/arrêt/-assist.stationnem. / -arramque/paro/-assist.aparcamiento
²⁾ +idling/stop/+parking assist. / +start/stop/+assist.parcheggio / +marche/arrêt/+assist.stationnem. / +arramque/paro/+assist.aparcamiento
³⁾ - M sport brake / - M freno sportivo / - M frein de sport / - M freno deportiva
⁴⁾ + M sport brake / + M freno sportivo / + M frein de sport / + M freno deportiva
⁵⁾ + M sport brake / two-p. disc / + M freno sport / deux part.disc / + M frein de sport / d. parti. disque / + M freno sport / deux parties disc







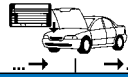








BMW 3er Reihe/F30 Limousine (11-)

	316 d	85	02.12		24.0711-5347.3	360374	2	- Geschwindigkeitsregelanlage 1)	Radsensor L=802
	316 i	100	11.12		24.0711-5359.3	360375	2	+ Geschwindigkeitsregelanlage 2)	Radsensor L=802
	318 d	105	02.12						
	318 d	110	07.15						
	318 d xDrive	105	05.13						
	318 d xDrive	110	07.15						
	318 i	100	07.15						
	320 d	120	02.12						
	320 d	135	02.12						
	320 d	140	07.15						
	320 d xDrive	135	02.12						
	320 d xDrive	140	07.15						
	320 i	135	02.12						
	320 i ed	125	11.12						
	320 i xDrive	135	02.12						
	325 d	160	04.13						
	328 i	180	02.12						
	328 i xDrive	180	02.12						
	330 d	190	07.12						
	330 d xDrive	190	03.13						
330 i	185	07.15							
330 i xDrive	185	07.15							
335 d xDrive	230	07.13							
335 i	225	02.12							
335 i	250	07.13							
335 i xDrive	225	02.12							
340 i	240	07.15							
340 i xDrive	240	07.15							
ActiveHybrid 3	225	07.12			24.0711-5347.3	360374	2		Radsensor L=802
	316 d	85	02.12		03.0137-0379.2	650379			161 x 20
	316 i	100	11.12		03.0137-9265.2	669265			Bremsbacken-Zubehör
	318 d	105	02.12		03.0137-9701.2	669701			Bremsbacken-Zubehör
	318 d	110	07.15		03.0137-9702.2	669702			Spreizschloß Satz
	318 i	100	07.15						
	320 d	120	02.12						
	320 d	135	02.12						
	320 d	140	07.15						
	320 i	135	02.12						
	320 i ed	125	11.12						
	325 d	160	04.13						
	328 i	180	02.12	+ Motorcode N26 3)	03.0137-0379.2	650379			161 x 20
					03.0137-9062.2	669062			Bremsbacken-Zubehör
					03.0137-9701.2	669701			Bremsbacken-Zubehör
					03.0137-9702.2	669702			Spreizschloß Satz
	318 d xDrive	105	05.13		03.0137-0305.2	650305			185 x 20
	318 d xDrive	110	07.15		03.0137-9062.2	669062			Bremsbacken-Zubehör
	320 d xDrive	135	02.12		03.0137-9700.2	669700			Bremsbacken-Zubehör
	320 d xDrive	140	07.15		03.0137-9702.2	669702			Spreizschloß Satz
	320 i xDrive	135	02.12						
328 i	180	02.12	+ Motorcode N20 4)						
328 i xDrive	180	02.12							
330 d	190	07.12							
330 d xDrive	190	03.13							
330 i	185	07.15							
330 i xDrive	185	07.15							
335 d xDrive	230	07.13							
335 i	225	02.12							
335 i	250	07.13							
335 i xDrive	225	02.12							
340 i	240	07.15							
340 i xDrive	240	07.15							
ActiveHybrid 3	225	07.12							
M3	317	01.14							

BMW 3er Reihe/F31 Touring (12-)

	316 d	85	05.12		24.8190-0006.2	620006	1		Warnkontakt L=675mm
	316 i	100	03.13						
	318 d	105	05.12						
	318 d	110	07.15						
	318 d xDrive	105	05.13						
	318 d xDrive	110	07.15						
	318 i	100	07.15						
	320 d	135	05.12						
	320 d	140	07.15						
	320 d xDrive	135	03.13						
	320 d xDrive	140	07.15						
	320 i	135	05.12						
	320 i xDrive	135	03.13						
	325 d	160	04.13		13.0460-3857.2	603857		- M Sportbremse 5)	25199 19,6 +/WE
	328 i	180	05.12		13.0470-3857.2	LD3857		- M Sportbremse 5)	BOS
	328 i xDrive	180	03.13		24.8190-0006.2	620006	1		Warnkontakt L=675mm
	330 d	190	05.12						
	330 d xDrive	190	03.13						
	330 i	185	07.15		13.0460-3857.2	603857		- M Sportbremse 5)	25199 19,6 +/WE
	330 i xDrive	185	07.15		13.0470-3857.2	LD3857		- M Sportbremse 5)	BOS
				24.8190-0006.2	620006	1		Warnkontakt L=675mm	

1) - speed control system / - impianto variatore di velocità / - régulateur de vitesse / - sistema de regulación de velocidad
 2) + speed control system / + impianto variatore di velocità / + régulateur de vitesse / + sistema de regulación de velocidad
 3) + engine code N26 / + codice motore N26 / + moteur code N26 / + motor code N26
 4) + engine code N20 / + codice motore N20 / + moteur code N20 / + motor code N20
 5) - M sport brake / - M freno sportivo / - M frein de sport / - M freno deportiva

									
BMW 3er Reihe/F31 Touring (12-)									
	340 i	240	07.15		24.8190-0006.2	620006	1		Warnkontakt L=675mm
	340 i xDrive	240	07.15						
	316 d	85	05.12		13.0460-3866.2	603866		- M Sportbremse ¹⁾	25506 18,2 +/WE BOS
	316 i	100	03.13		13.0470-3866.2	LD3866		- M Sportbremse ¹⁾	25506 18,2 +/WE BOS
	318 d	105	05.12		24.8190-0006.2	620006	1		Warnkontakt L=675mm
	318 d	110	07.15						
	318 d xDrive	105	05.13						
	318 d xDrive	110	07.15						
	318 i	100	07.15						
	320 i	135	05.12						
	320 i xDrive	135	03.13						
	320 d	120	05.12		13.0460-3866.2	603866		- Start/Stop-Anlage ²⁾	25506 18,2 +/WE BOS
					13.0470-3866.2	LD3866		- Start/Stop-Anlage ²⁾	25506 18,2 +/WE BOS
					13.0460-3857.2	603857		+ Start/Stop-Anlage ³⁾	25199 19,6 +/WE BOS
					13.0470-3857.2	LD3857		+ Start/Stop-Anlage ³⁾	25199 19,6 +/WE BOS
					24.8190-0006.2	620006	1		Warnkontakt L=675mm
	320 d	135	05.12		13.0460-3857.2	603857		- M Sportbremse ¹⁾	25199 19,6 +/WE BOS
	320 d	140	07.15		13.0470-3857.2	LD3857		- M Sportbremse ¹⁾	25199 19,6 +/WE BOS
	320 d xDrive	135	03.13		24.8190-0006.2	620006	1		Warnkontakt L=675mm
	320 d xDrive	140	07.15						
320 d	135	05.12		24.8190-0006.2	620006	1		Warnkontakt L=675mm	
320 d	140	07.15							
320 d xDrive	135	03.13							
320 d xDrive	140	07.15							
325 d	160	04.13							
335 d xDrive	230	11.13		24.8190-0006.2	620006	1		Warnkontakt L=675mm	
335 i	225	03.13							
335 i xDrive	225	03.13							
	316 d	85	05.12		24.0122-0278.1	422278		- M Sportbremse ¹⁾	300 22,0 20,4 V L +S +B
	316 i	100	03.13						
	318 d	105	05.12						
	318 d	110	07.15						
	318 d xDrive	105	05.13						
	318 d xDrive	110	07.15						
	318 i	100	07.15						
	320 d	120	05.12		24.0122-0278.1	422278		- Start/Stop-Anlage ²⁾	300 22,0 20,4 V L +S +B
					24.0124-0203.1	424203		+ Start/Stop-Anlage ³⁾	312 23,9 22,4 V L +S +B
					24.0324-0203.1	524203		+ Start/Stop-Anlage ³⁾	312 23,9 22,4 V L +S +B PD
	320 d	135	05.12		24.0124-0203.1	424203		- M Sportbremse ¹⁾	312 23,9 22,4 V L +S +B
	320 d	140	07.15		24.0324-0203.1	524203		- M Sportbremse ¹⁾	312 23,9 22,4 V L +S +B PD
	320 d xDrive	135	03.13						
	320 d xDrive	140	07.15						
	320 i	135	05.12						
	320 i xDrive	135	03.13						
	316 d	85	05.12		24.0130-0233.2	430233		+ M Sportbremse / zweiteil.Br. ⁴⁾	340 30,0 28,4 V L +S +B
	316 i	100	03.13						
	318 d	105	05.12						
	318 d	110	07.15						
	318 d xDrive	105	05.13						
	318 d xDrive	110	07.15						
	318 i	100	07.15						
	320 d	135	05.12						
	320 d	140	07.15						
	320 d xDrive	135	03.13						
	320 d xDrive	140	07.15						
	320 i	135	05.12						
	320 i xDrive	135	03.13						
	328 i xDrive	180	03.13						
	325 d	160	04.13		24.0130-0234.2	430234		+ M Sportbremse / zweiteil.Br. ⁴⁾	370 30,0 28,4 V L +S +B
	328 i	180	05.12		24.0130-0233.2	430233		+ verst.Bremsanl./zweiteil.Br. ⁵⁾	340 30,0 28,4 V L +S +B
	328 i xDrive	180	03.13						
	330 d	190	05.12						
	330 d xDrive	190	03.13						
	330 i	185	07.15		24.0130-0234.2	430234		+ M Sportbremse / zweiteil.Br. ⁴⁾	370 30,0 28,4 V L +S +B
	330 i xDrive	185	07.15						
	330 d	190	05.12		24.0130-0234.2	430234		+ M Sportbremse / zweiteil.Br. ⁴⁾	370 30,0 28,4 V L +S +B
	330 d xDrive	190	03.13						
	335 d xDrive	230	11.13						
335 i	225	05.12							
335 i xDrive	225	03.13							
340 i	240	07.15							
340 i xDrive	240	07.15							
320 d	135	05.12		24.0130-0233.2	430233		+ verst.Bremsanl./zweiteil.Br. ⁵⁾	340 30,0 28,4 V L +S +B	
320 d	140	07.15							
320 d xDrive	135	03.13							
320 d xDrive	140	07.15							
325 d	160	04.13							
335 d xDrive	230	11.13		24.0130-0233.2	430233		- M Sportbremse / zweiteil.Br. ⁶⁾	340 30,0 28,4 V L +S +B	
335 i	225	03.13							
335 i xDrive	225	03.13							
340 i	240	07.15							
340 i xDrive	240	07.15							

¹⁾ - M sport brake / - M freno sportivo / - M frein de sport / - M freno deportiva

²⁾ - idling stop system / - dispositivo start/stop / - unité marche/arrêt / - unidad arranque/paño

³⁾ + idling stop system / + dispositivo start/stop / + unité marche/arrêt / + unidad arranque/paño

⁴⁾ + M sport brake / two-p. disc / + M freno sport / deux part.disc / + M frein de sport / d. parti. disque / + M freno sport / deux parties disc

⁵⁾ + heavyduty brake/2-piece disc / + sistema fr.rinforzato/disco in 2 parti / + système de fr.renforcé/disque en 2 part. / + sistema de fr.reforzado/disco de 2 piezas



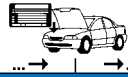










⁶⁾ - M sport brake / two-p. disc / - M freno sport / deux part.disc / - M frein de sport / d. parti. disque / - M freno sport / deux parties disc



BMW 3er Reihe/F31 Touring (12-)

	316 d	85	05.12	24.0711-6281.3	360386	2	- Start/Stop /- Parkassistent ¹⁾	Radsensor L=540	
	316 i	100	03.13	24.0711-6282.3	360387	2	+ Start/Stop /+ Parkassistent ²⁾	Radsensor L=540	
	318 d	105	05.12						
	318 d	110	07.15						
	318 i	100	07.15						
	320 d	120	05.12						
	320 d	135	05.12						
	320 d	140	07.15						
	320 i	135	05.12						
	325 d	160	04.13						
	328 i	180	05.12						
	330 d	190	05.12						
	330 i	185	07.15						
	335 i	225	03.13						
	340 i	240	07.15						
	318 d xDrive	105	05.13	24.0711-6299.3	360388	2	- Start/Stop /- Parkassistent ¹⁾	Radsensor L=746	
	318 d xDrive	110	07.15	24.0711-6300.3	360389	2	+ Start/Stop /+ Parkassistent ²⁾	Radsensor L=746	
	320 d xDrive	135	03.13						
	320 d xDrive	140	07.15						
	320 i xDrive	135	03.13						
	328 i xDrive	180	03.13						
	330 d xDrive	190	03.13						
	330 i xDrive	185	07.15						
	335 d xDrive	230	11.13						
	335 i xDrive	225	03.13						
	340 i xDrive	240	07.15						
		316 d	85	05.12	13.0460-4874.2	604874		+ M Sportbremse ³⁾	25029 16,7 /WE/Zub BRE
		316 i	100	03.13	24.8190-0007.2	620007	1		Warnkontakt L=1045mm
		318 d	105	05.12					
		318 d	110	07.15					
318 d xDrive		105	05.13						
318 d xDrive		110	07.15						
320 d		135	05.12						
320 d		140	07.15						
320 d xDrive		135	03.13						
320 d xDrive		140	07.15						
320 i		135	05.12						
320 i xDrive		135	03.13						
325 d		160	04.13						
328 i		180	05.12						
328 i xDrive		180	03.13						
330 d	190	05.12							
330 d xDrive	190	03.13							
335 d xDrive	230	11.13							
335 i	225	03.13							
335 i xDrive	225	03.13							
	316 d	85	05.12	13.0460-3859.2	603859		- M Sportbremse ⁴⁾	25307 17,5 +/WE BOS	
	316 i	100	03.13	13.0470-3859.2	LD3859		- M Sportbremse ⁴⁾	25307 17,5 +/WE BOS	
	318 d	105	05.12	24.8190-0007.2	620007	1		Warnkontakt L=1045mm	
	318 d	110	07.15						
	318 d xDrive	105	05.13						
	318 d xDrive	110	07.15						
	318 i	100	07.15						
	320 d	135	05.12						
	320 d	140	07.15						
	320 d xDrive	135	03.13						
	320 d xDrive	140	07.15						
	320 i	135	05.12						
	320 i xDrive	135	03.13						
	325 d	160	04.13						
	328 i	180	05.12						
328 i xDrive	180	03.13							
330 i	185	07.15							
330 i xDrive	185	07.15							
	320 d	120	05.12	13.0460-3859.2	603859			25307 17,5 +/WE BOS	
				13.0470-3859.2	LD3859			25307 17,5 +/WE BOS	
				24.8190-0007.2	620007	1		Warnkontakt L=1045mm	
	320 d	135	05.12	24.8190-0007.2	620007	1		Warnkontakt L=1045mm	
	320 d xDrive	135	03.13						
	325 d	160	04.13						
	330 d	190	05.12	24.8190-0007.2	620007	1		Warnkontakt L=1045mm	
	330 d xDrive	190	03.13						
	335 d xDrive	230	11.13						
	335 i	225	03.13						
	335 i xDrive	225	03.13						
	340 i	240	07.15						
	340 i xDrive	240	07.15						
	318 i	100	07.15	24.8190-0007.2	620007	1		Warnkontakt L=1045mm	
	330 i	185	07.15						
330 i xDrive	185	07.15							
340 i	240	07.15							
340 i xDrive	240	07.15							
	316 d	85	05.12	24.0120-0237.1	420237		- M Sportbremse ⁴⁾	300 20,0 18,4 V L +S +B	
	316 i	100	03.13						
	318 d	105	05.12						
	320 i	135	05.12						

¹⁾ - idling/stop/-parking assist. / -start/stop/-assist.parcheggio / -marche/arrêt/-assist.stationnem. / -arramque/paro/-assist.aparcamiento
²⁾ +idling/stop/+parking assist. / +start/stop/+assist.parcheggio / +marche/arrêt/+assist.stationnem. / +arramque/paro/+assist.aparcamiento
³⁾ + M sport brake / + M freno sportivo / + M frein de sport / + M freno deportiva
⁴⁾ - M sport brake / - M freno sportivo / - M frein de sport / - M freno deportiva

























								
BMW 3er Reihe/F31 Touring (12-)								
	316 d	85	05.12	24.0124-0250.2	424250		+ M Sportbremse / zweiteil.Br. 1)	345 24,0 22,4 V L +S +B
	316 i	100	03.13					
	318 d	105	05.12					
	320 i	135	05.12					
	325 d	160	04.13					
	318 d	110	07.15	24.0124-0251.2	424251		+ M Sportbremse / zweiteil.Br. 1)	345 24,0 22,4 V L +S +B
	318 d xDrive	105	05.13					
	318 d xDrive	110	07.15					
	318 i	100	07.15					
	320 d	135	05.12					
	320 d	140	07.15					
	320 d xDrive	135	03.13					
	320 d xDrive	140	07.15					
	320 i xDrive	135	03.13					
	328 i	180	05.12					
	328 i xDrive	180	03.13					
	330 d	190	05.12					
	330 d xDrive	190	03.13					
	330 i	185	07.15					
	330 i xDrive	185	07.15					
335 d xDrive	230	11.13						
335 i	225	03.13						
335 i xDrive	225	03.13						
340 i	240	07.15						
340 i xDrive	240	07.15						
	316 d	85	05.12	24.0711-5347.3	360374	2	- Geschwindigkeitsregelanlage 2)	Radsensor L=802
	316 i	100	03.13	24.0711-5359.3	360375	2	+ Geschwindigkeitsregelanlage 3)	Radsensor L=802
	318 d	105	05.12					
	318 d	110	07.15					
	318 d xDrive	105	05.13					
	318 d xDrive	110	07.15					
	318 i	100	07.15					
	320 d	120	05.12					
	320 d	135	05.12					
	320 d	140	07.15					
	320 d xDrive	135	03.13					
	320 d xDrive	140	07.15					
	320 i	135	05.12					
	320 i xDrive	135	03.13					
	325 d	160	04.13					
	328 i	180	05.12					
	328 i xDrive	180	03.13					
	330 d	190	05.12					
	330 d xDrive	190	03.13					
	330 i	185	07.15					
330 i xDrive	185	07.15						
335 d xDrive	230	11.13						
335 i	225	03.13						
335 i xDrive	225	03.13						
340 i	240	07.15						
340 i xDrive	240	07.15						
	316 d	85	05.12	03.0137-0379.2	650379			161 x 20
	316 i	100	03.13	03.0137-9265.2	669265			Bremsbacken-Zubehör
	318 d	105	05.12	03.0137-9701.2	669701			Bremsbacken-Zubehör
	320 i	135	05.12	03.0137-9702.2	669702			Spreizschloß Satz
	318 d	110	07.15	03.0137-0305.2	650305			185 x 20
	318 d xDrive	105	05.13	03.0137-9062.2	669062			Bremsbacken-Zubehör
	318 d xDrive	110	07.15	03.0137-9700.2	669700			Bremsbacken-Zubehör
	318 i	100	07.15	03.0137-9702.2	669702			Spreizschloß Satz
	320 d	120	05.12					
	320 d	135	05.12					
	320 d	140	07.15					
	320 d xDrive	135	03.13					
	320 d xDrive	140	07.15					
	320 i xDrive	135	03.13					
	325 d	160	04.13					
	328 i	180	05.12					
	328 i xDrive	180	03.13					
	330 d	190	05.12					
	330 d xDrive	190	03.13					
	330 i	185	07.15					
330 i xDrive	185	07.15						
335 d xDrive	230	11.13						
335 i	225	03.13						
335 i xDrive	225	03.13						
340 i	240	07.15						
340 i xDrive	240	07.15						
BMW 3er Reihe/F34 GT (13-)								
	318 d	105	03.13	13.0460-3866.2	603866		- M Sportbremse 4)	25506 18,2 +/WE BOS
	318 d	110	07.15	13.0470-3866.2	LD3866		- M Sportbremse 4)	25506 18,2 +/WE BOS
	320 i	135	03.13	24.8190-0006.2	620006	1		Warnkontakt L=675mm
	320 i xDrive	135	03.13					
	320 d	135	03.13	13.0460-3857.2	603857		- M Sportbremse 4)	25199 19,6 +/WE BOS
320 d	140	07.15	13.0470-3857.2	LD3857		- M Sportbremse 4)	25199 19,6 +/WE BOS	
320 d xDrive	135	03.13	24.8190-0006.2	620006	1		Warnkontakt L=675mm	
320 d xDrive	140	07.15						

1) + M sport brake / two-p. disc / + M freno sport / deux part.disc / + M frein de sport / d. parti. disque / + M freno sport / deux parties disc

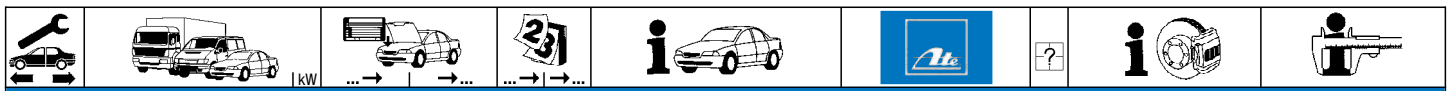
2) - speed control system / - impianto variatore di velocità / - régulateur de vitesse / - sistema de regulación de velocidad

3) + speed control system / + impianto variatore di velocità / + régulateur de vitesse / + sistema de regulación de velocidad

4) - M sport brake / - M freno sportivo / - M frein de sport / - M freno deportiva

										
BMW 3er Reihe/F34 GT (13-)										
	325 d 328 i 328 i xDrive 330 d 330 d xDrive 335 d xDrive 335 i 335 i xDrive	160 180 180 190 190 230 225 225	03.13 03.13 03.13 03.14 03.14 03.13 03.13 03.13		13.0460-3857.2 13.0470-3857.2 24.8190-0006.2	603857 LD3857 620006	1 	- M Sportbremse ¹⁾ - M Sportbremse ¹⁾ Warnkontakt L=675mm	25199 19,6 +/WE 25199 19,6 +/WE Warnkontakt L=675mm	BOS BOS
	318 d 318 d 320 i 320 i xDrive 320 d 320 d 320 d xDrive 320 d xDrive 325 d 328 i 328 i xDrive 330 d 330 d xDrive 335 i 335 i xDrive 335 d xDrive	105 110 135 135 135 140 135 140 160 180 180 190 190 225 225 230	03.13 07.15 03.13 03.13 03.13 07.15 03.13 07.15 03.13 03.13 03.13 03.14 03.13 03.13 03.13		24.0122-0278.1 24.0130-0233.2 24.0124-0203.1 24.0324-0203.1 24.0130-0233.2 24.0130-0234.2 24.0130-0233.2 24.0130-0234.2 24.0130-0233.2 24.0130-0234.2 24.0130-0233.2 24.0130-0234.2 24.0130-0233.2 24.0130-0234.2	422278 430233 424203 524203 430233 430234 430233 430234 430233 430234 430233 430234 430233 430234	1 	- M Sportbremse ¹⁾ + M Sportbremse / zweiteil.Br. ²⁾ - M Sportbremse ¹⁾ - M Sportbremse ¹⁾ + M Sportbremse / zweiteil.Br. ²⁾ + M Sportbremse / zweiteil.Br. ²⁾ - M Sportbremse / zweiteil.Br. ³⁾ + M Sportbremse / zweiteil.Br. ²⁾ + M Sportbremse / zweiteil.Br. ²⁾	300 22,0 20,4 V L +S +B 340 30,0 28,4 V L +S +B 312 23,9 22,4 V L +S +B 312 23,9 22,4 V L +S +B PD 340 30,0 28,4 V L +S +B 370 30,0 28,4 V L +S +B 340 30,0 28,4 V L +S +B 370 30,0 28,4 V L +S +B 370 30,0 28,4 V L +S +B	
	320 d xDrive 320 d xDrive 320 i xDrive 328 i xDrive 330 d xDrive 335 d xDrive 335 i xDrive	135 140 135 180 190 230 225	03.13 07.15 03.13 03.13 03.14 03.14 03.13		24.0711-6299.3 24.0711-6300.3	360388 360389	2  2 	- Start/Stop / - Parkassistent ⁴⁾ + Start/Stop / + Parkassistent ⁵⁾	Radsensor L=746 Radsensor L=746	
	318 d 318 d 320 d 320 d 320 d xDrive 320 d xDrive 320 i 320 i xDrive 325 d 328 i 328 i xDrive 330 d 330 d xDrive 335 d xDrive 335 i 335 i xDrive	105 110 135 140 135 140 135 135 160 180 180 190 190 230 225 225	03.13 07.15 03.13 07.15 03.13 07.15 03.13 03.13 03.13 03.13 03.13 03.14 03.14 03.14 03.13 03.13		13.0460-3859.2 13.0470-3859.2 13.0460-4874.2 24.8190-0007.2	603859 LD3859 604874 620007	1 	- M Sportbremse ¹⁾ - M Sportbremse ¹⁾ + M Sportbremse ⁶⁾	25307 17,5 +/WE 25307 17,5 +/WE 25029 16,7 /WE/Zub Warnkontakt L=1045mm	BOS BOS BRE
	330 d 330 d xDrive 335 d xDrive 335 i 335 i xDrive	190 190 230 225 225	03.14 03.14 03.14 03.13 03.13		13.0460-4874.2 24.8190-0007.2	604874 620007	1 	+ M Sportbremse ⁶⁾	25029 16,7 /WE/Zub Warnkontakt L=1045mm	BRE
	318 d 318 d 320 d 320 d 320 d xDrive 320 d xDrive 320 i 320 i xDrive 328 i 328 i xDrive 325 d 330 d 330 d xDrive 335 d xDrive 335 i 335 i xDrive	105 110 135 140 135 140 135 135 180 180 160 190 190 230 225 225	03.13 07.15 03.13 07.15 03.13 07.15 03.13 03.13 03.13 03.13 03.13 03.14 03.14 03.13 03.13		24.0124-0251.2	424251		+ M Sportbremse / zweiteil.Br. ²⁾	345 24,0 22,4 V L +S +B	
	330 d 330 d xDrive 335 d xDrive 335 i 335 i xDrive	190 190 230 225 225	03.13 03.14 03.14 03.13 03.13		24.0120-0237.1 24.0124-0250.2 24.0124-0251.2	420237 424250 424251		- M Sportbremse ¹⁾ + M Sportbremse / zweiteil.Br. ²⁾ + M Sportbremse / zweiteil.Br. ²⁾	300 20,0 18,4 V L +S +B 345 24,0 22,4 V L +S +B 345 24,0 22,4 V L +S +B	
	318 d 318 d 320 d 320 d 320 d xDrive 320 d xDrive 320 i 320 i xDrive 325 d 328 i 328 i xDrive 330 d 330 d xDrive 335 d xDrive 335 i 335 i xDrive	105 110 135 140 135 140 135 135 160 180 180 190 190 230 225 225	03.13 07.15 03.13 07.15 03.13 07.15 03.13 03.13 03.13 03.13 03.13 03.14 03.14 03.14 03.13 03.13		24.0711-5347.3 24.0711-5359.3	360374 360375	2  2 	- Geschwindigkeitsregelanlage ⁷⁾ + Geschwindigkeitsregelanlage ⁸⁾	Radsensor L=802 Radsensor L=802	
	318 d 318 d 320 d 320 d 320 d xDrive	105 110 135 140 135	03.13 07.15 03.13 07.15 03.13		03.0137-0305.2 03.0137-9062.2 03.0137-9700.2 03.0137-9702.2	650305 669062 669700 669702			185 x 20 Bremsbacken-Zubehör Bremsbacken-Zubehör Spreizschloß Satz	

¹⁾ - M sport brake / - M freno sportivo / - M frein de sport / - M freno deportiva
²⁾ + M sport brake / two-p. disc / + M freno sport / deux part.disc / + M frein de sport / d. parti. disque / + M freno sport / deux parties disc
³⁾ - M sport brake / two-p. disc / - M freno sport / deux part.disc / - M frein de sport / d. parti. disque / - M freno sport / deux parties disc
⁴⁾ - idling/stop/-parking assist. / -start/stop/-assist.parcheggio / -marche/arrêt/-assist.stationnem. / -arramque/paro/-assist.aparcamiento
⁵⁾ +idling/stop/+parking assist. / +start/stop/+assist.parcheggio / +marche/arrêt/+assist.stationnem. / +arramque/paro/+assist.aparcamiento
⁶⁾ + M sport brake / + M freno sportivo / + M frein de sport / + M freno deportiva
⁷⁾ - speed control system / - impianto variatore di velocità / - régulateur de vitesse / - sistema de regulación de velocidad
⁸⁾ + speed control system / + impianto variatore di velocità / + régulateur de vitesse / + sistema de regulación de velocidad



BMW 3er Reihe/F34 GT (13-)							
	320 d xDrive	140	07.15		03.0137-0305.2	650305	
	320 i	135	03.13		03.0137-9062.2	669062	
	320 i xDrive	135	03.13		03.0137-9700.2	669700	
	325 d	160	03.13		03.0137-9702.2	669702	
	328 i	180	03.13				
	328 i xDrive	180	03.13				
	330 d	190	03.14				
	330 d xDrive	190	03.14				
	335 d xDrive	230	03.14				
	335 i	225	03.13				
	335 i xDrive	225	03.13				

185 x 20
Bremsbacken-Zubehör
Bremsbacken-Zubehör
Spreizschloß Satz

BMW 4er Reihe/F32 Coupe (13-)

	420 d	135	07.13	- M Sportbremse ¹⁾	13.0460-3857.2	603857		25199 19,6 +/WE	BOS
	420 d	140	03.15	- M Sportbremse ¹⁾	13.0470-3857.2	LD3857		25199 19,6 +/WE	BOS
	420 d xDrive	135	07.13	- M Sportbremse ¹⁾	24.8190-0006.2	620006	1	Warnkontakt L=675mm	
	420 d xDrive	140	03.15	- M Sportbremse ¹⁾					
	425 d	160	03.14	- M Sportbremse ¹⁾					
	428 i	180	07.13	- M Sportbremse ¹⁾					
	428 i xDrive	180	07.13	- M Sportbremse ¹⁾					
	430 d	190	07.13	- M Sportbremse ¹⁾					
	430 d xDrive	190	03.14	- M Sportbremse ¹⁾					
	418 d	110	03.15	- M Sportbremse ¹⁾	13.0460-3866.2	603866		25506 18,2 +/WE	BOS
	420 i	135	07.13	- M Sportbremse ¹⁾	13.0470-3866.2	LD3866		25506 18,2 +/WE	BOS
	420 i xDrive	135	07.13	- M Sportbremse ¹⁾	24.8190-0006.2	620006	1	Warnkontakt L=675mm	
	418 d	110	03.15	+ M Sportbremse ²⁾	24.8190-0006.2	620006	1	Warnkontakt L=675mm	
	420 d	135	07.13	+ M Sportbremse ²⁾					
	420 d	140	03.15	+ M Sportbremse ²⁾					
	420 d xDrive	135	07.13	+ M Sportbremse ²⁾					
	420 d xDrive	140	03.15	+ M Sportbremse ²⁾					
	420 i	135	07.13	+ M Sportbremse ²⁾					
	420 i xDrive	135	07.13	+ M Sportbremse ²⁾					
	435 d xDrive	230	07.13	- M Sportbremse ¹⁾					
	435 i	225	07.13	- M Sportbremse ¹⁾					
	435 i xDrive	225	07.13	- M Sportbremse ¹⁾					
	425 d	160	03.14	+ M Sportbremse ²⁾	24.8190-0006.2	620006	1	Warnkontakt L=675mm	
	428 i	180	07.13	+ M Sportbremse ²⁾					
	428 i xDrive	180	07.13	+ M Sportbremse ²⁾					
	430 d	190	07.13	+ M Sportbremse ²⁾					
	430 d xDrive	190	03.14	+ M Sportbremse ²⁾					
	435 d xDrive	230	07.13	+ M Sportbremse ²⁾					
	435 i	225	07.13	+ M Sportbremse ²⁾					
	435 i xDrive	225	07.13	+ M Sportbremse ²⁾					
	M4	317	03.14		24.8190-0006.2	620006	1	Warnkontakt L=675mm	
	420 d	135	07.13	- M Sportbremse ¹⁾	24.0124-0203.1	424203		312 23,9 22,4 V L +S +B	
	420 d	140	03.15	- M Sportbremse ¹⁾	24.0324-0203.1	524203		312 23,9 22,4 V L +S +B PD	
	420 d xDrive	135	07.13	- M Sportbremse ¹⁾					
	420 d xDrive	140	03.15	- M Sportbremse ¹⁾					
	418 d	110	03.15	- M Sportbremse ¹⁾	24.0122-0278.1	422278		300 22,0 20,4 V L +S +B	
	420 i	135	07.13	- M Sportbremse ¹⁾					
	420 i xDrive	135	07.13	- M Sportbremse ¹⁾					
	418 d	110	03.15	+ M Sportbremse ²⁾	24.0130-0233.2	430233		340 30,0 28,4 V L +S +B	
	420 d	135	07.13	+ M Sportbremse ²⁾					
	420 d	140	03.15	+ M Sportbremse ²⁾					
	420 d xDrive	135	07.13	+ M Sportbremse ²⁾					
	420 d xDrive	140	03.15	+ M Sportbremse ²⁾					
	420 i	135	07.13	+ M Sportbremse ²⁾					
	420 i xDrive	135	07.13	+ M Sportbremse ²⁾					
	435 d xDrive	230	07.13	- M Sportbremse ¹⁾					
	435 i	225	07.13	- M Sportbremse ¹⁾					
	435 i xDrive	225	07.13	- M Sportbremse ¹⁾					
	425 d	160	03.14	+ M Sportbremse ²⁾	24.0130-0234.2	430234		370 30,0 28,4 V L +S +B	
	428 i	180	07.13	+ M Sportbremse ²⁾					
	428 i xDrive	180	07.13	+ M Sportbremse ²⁾					
	430 d	190	07.13	+ M Sportbremse ²⁾					
	430 d xDrive	190	03.14	+ M Sportbremse ²⁾					
	435 d xDrive	230	07.13	+ M Sportbremse ²⁾					
	435 i	225	07.13	+ M Sportbremse ²⁾	24.0130-0234.2	430234		370 30,0 28,4 V L +S +B	
	435 i xDrive	225	07.13	+ M Sportbremse ²⁾					
	418 d	110	03.15		24.0711-6281.3	360386	2	- Start/Stop /- Parkassistent ⁴⁾	Radsensor L=540
	420 d	135	07.13		24.0711-6282.3	360387	2	+ Start/Stop /+ Parkassistent ⁵⁾	Radsensor L=540
	420 d	140	03.15						
	420 i	135	07.13						
	425 d	160	03.14						
	428 i	180	07.13						
	430 d	190	07.13						
	435 i	225	07.13						
	420 d xDrive	135	07.13		24.0711-6299.3	360388	2	- Start/Stop /- Parkassistent ⁴⁾	Radsensor L=746
	420 d xDrive	140	03.15		24.0711-6300.3	360389	2	+ Start/Stop /+ Parkassistent ⁵⁾	Radsensor L=746
	420 i xDrive	135	07.13						
	428 i xDrive	180	07.13						
	430 d xDrive	190	03.14						
	435 d xDrive	230	07.13						
	435 i xDrive	225	07.13						
	M4	317	03.14		24.0711-6282.3	360387	2		Radsensor L=540

¹⁾ - M sport brake / - M freno sportivo / - M frein de sport / - M freno deportiva
²⁾ + M sport brake / + M freno sportivo / + M frein de sport / + M freno deportiva
³⁾ two-piece brake disc / disco frenante in due parti / disque d.fr.en deux parties / disco de fr.de dos piezas
⁴⁾ -idling/stop/-parking assist. / -start/stop/-assist.parcheggio / -marche/arrêt/-assist.stationnem. / -arranque/paro/-assist.aparcamiento
⁵⁾ +idling/stop/+parking assist. / +start/stop/+assist.parcheggio / +marche/arrêt/+assist.stationnem. / +arranque/paro/+assist.aparcamiento





BMW 4er Reihe/F32 Coupe (13-)

	418 d	110	03.15	- M Sportbremse ¹⁾	13.0460-3859.2	603859			25307 17,5 +WE	BOS
	420 d	135	07.13	- M Sportbremse ¹⁾	13.0470-3859.2	LD3859			25307 17,5 +WE	BOS
	420 d	140	03.15	- M Sportbremse ¹⁾	24.8190-0007.2	620007	1		Warnkontakt L=1045mm	
	420 d xDrive	135	07.13	- M Sportbremse ¹⁾						
	420 d xDrive	140	03.15	- M Sportbremse ¹⁾						
	420 i	135	07.13	- M Sportbremse ¹⁾						
	420 i xDrive	135	07.13	- M Sportbremse ¹⁾						
	425 d	160	03.14	- M Sportbremse ¹⁾						
	428 i	180	07.13	- M Sportbremse ¹⁾						
	428 i xDrive	180	07.13	- M Sportbremse ¹⁾						
	430 d	190	07.13	- M Sportbremse ¹⁾	24.8190-0007.2	620007	1		Warnkontakt L=1045mm	
	430 d xDrive	190	03.14	- M Sportbremse ¹⁾						
	435 d xDrive	230	07.13	- M Sportbremse ¹⁾						
	435 i	225	07.13	- M Sportbremse ¹⁾						
435 i xDrive	225	07.13	- M Sportbremse ¹⁾							
M4	317	03.14			24.8190-0007.2	620007	1		Warnkontakt L=1045mm	
	418 d	110	03.15	- M Sportbremse ¹⁾	24.0120-0237.1	420237			300 20,0 18,4 V L +S +B	
	420 d	135	07.13	- M Sportbremse ¹⁾						
	420 i	135	07.13	- M Sportbremse ¹⁾						
	425 d	160	03.14	- M Sportbremse ¹⁾						
	418 d	110	03.15	+ M Sportbremse ²⁾	24.0124-0250.2	424250		zweiteilige Bremsscheibe ³⁾	345 24,0 22,4 V L +S +B	
	420 d	135	07.13	+ M Sportbremse ²⁾						
	420 d	140	03.15	+ M Sportbremse ²⁾						
	420 i	135	07.13	+ M Sportbremse ²⁾						
	425 d	160	03.14	+ M Sportbremse ²⁾						
	420 d xDrive	135	07.13	+ M Sportbremse ²⁾	24.0124-0251.2	424251		zweiteilige Bremsscheibe ³⁾	345 24,0 22,4 V L +S +B	
	420 d xDrive	140	03.15	+ M Sportbremse ²⁾						
	420 i xDrive	135	07.13	+ M Sportbremse ²⁾						
	428 i	180	07.13	+ M Sportbremse ²⁾						
	428 i xDrive	180	07.13	+ M Sportbremse ²⁾						
430 d	190	07.13	+ M Sportbremse ²⁾							
430 d xDrive	190	03.14	+ M Sportbremse ²⁾							
435 d xDrive	230	07.13	+ M Sportbremse ²⁾							
435 i	225	07.13	+ M Sportbremse ²⁾							
435 i xDrive	225	07.13	+ M Sportbremse ²⁾							
	418 d	110	03.15		24.0711-5347.3	360374	2	- Geschwindigkeitsregelanlage ⁴⁾	Radsensor L=802	
	420 d	135	07.13		24.0711-5359.3	360375	2	+ Geschwindigkeitsregelanlage ⁵⁾	Radsensor L=802	
	420 d	140	03.15							
	420 d xDrive	135	07.13							
	420 d xDrive	140	03.15							
	420 i	135	07.13							
	420 i xDrive	135	07.13							
	425 d	160	03.14							
	428 i	180	07.13							
	428 i xDrive	180	07.13							
	430 d	190	07.13							
	430 d xDrive	190	03.14							
	435 d xDrive	230	07.13							
	435 i	225	07.13							
435 i xDrive	225	07.13								
	420 d	135	07.13		03.0137-0379.2	650379			161 x 20	
	420 d	140	03.15		03.0137-9265.2	669265			Bremsbacken-Zubehör	
	420 i	135	07.13		03.0137-9701.2	669701			Bremsbacken-Zubehör	
	425 d	160	03.14		03.0137-9702.2	669702			Spreizschloß Satz	
	418 d	110	03.15		03.0137-0305.2	650305			185 x 20	
	420 d xDrive	135	07.13		03.0137-9062.2	669062			Bremsbacken-Zubehör	
	420 d xDrive	140	03.15		03.0137-9700.2	669700			Bremsbacken-Zubehör	
	420 i xDrive	135	07.13		03.0137-9702.2	669702			Spreizschloß Satz	
	428 i	180	07.13							
	428 i xDrive	180	07.13							
	430 d	190	07.13							
	430 d xDrive	190	03.14							
	435 d xDrive	230	07.13							
	435 i	225	07.13							
435 i xDrive	225	07.13								
M4	317	03.14								



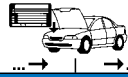














¹⁾ - M sport brake / - M freno sportivo / - M frein de sport / - M freno deportiva

²⁾ + M sport brake / + M freno sportivo / + M frein de sport / + M freno deportiva

³⁾ two-piece brake disc / disco frenante in due parti / disque d.fr.en deux parties / disco de fr.de dos piezas

⁴⁾ - speed control system / - impianto variatore di velocità / - régulateur de vitesse / - sistema de regulación de velocidad

⁵⁾ + speed control system / + impianto variatore di velocità / + régulateur de vitesse / + sistema de regulación de velocidad

									
BMW 4er Reihe/F33 Cabrio (14-)									
	420 i	135		07.14	13.0460-3866.2 603866 13.0470-3866.2 LD3866 24.8190-0006.2 620006	1	- M Sportbremse ¹⁾ - M Sportbremse ¹⁾	25506 18,2 +/WE BOS 25506 18,2 +/WE BOS Warnkontakt L=675mm	
	420 d	135		10.13	13.0460-3857.2 603857 13.0470-3857.2 LD3857 24.8190-0006.2 620006	1	- M Sportbremse ¹⁾ - M Sportbremse ¹⁾	25199 19,6 +/WE BOS 25199 19,6 +/WE BOS Warnkontakt L=675mm	
	425 d	160		07.14	13.0460-3857.2 603857 13.0470-3857.2 LD3857 24.8190-0006.2 620006	1	- M Sportbremse ¹⁾ - M Sportbremse ¹⁾	25199 19,6 +/WE BOS 25199 19,6 +/WE BOS Warnkontakt L=675mm	
	428 i	180		10.13					
	428 i xDrive	180		10.13					
	430 d	190		07.14					
	M4	317		07.14		24.8190-0006.2 620006	1		Warnkontakt L=675mm
	420 i	135		07.14	24.0122-0278.1 422278 24.0130-0233.2 430233		- M Sportbremse ¹⁾ + M Sportbremse / zweiteil.Br. ²⁾	300 22,0 20,4 V L +S +B 340 30,0 28,4 V L +S +B	
	420 d	135		10.13	24.0124-0203.1 424203 24.0324-0203.1 524203 24.0130-0233.2 430233		- M Sportbremse ¹⁾ - M Sportbremse ¹⁾ + M Sportbremse / zweiteil.Br. ²⁾	312 23,9 22,4 V L +S +B 312 23,9 22,4 V L +S +B PD 340 30,0 28,4 V L +S +B	
	420 d	140		07.15					
	425 d	160		07.14	24.0130-0234.2 430234		+ M Sportbremse / zweiteil.Br. ²⁾	370 30,0 28,4 V L +S +B	
	428 i	180		10.13					
	428 i xDrive	180		10.13					
	430 d	190		07.14					
	435 d xDrive	230		07.14	24.0130-0233.2 430233 24.0130-0234.2 430234		- M Sportbremse / zweiteil.Br. ³⁾ + M Sportbremse / zweiteil.Br. ²⁾	340 30,0 28,4 V L +S +B 370 30,0 28,4 V L +S +B	
	435 i	225		10.13					
	435 i xDrive	225		10.13					
	M4	317		07.14					
	420 d	135		10.13	24.0711-6281.3 360386 24.0711-6282.3 360387	2	- Start/Stop-Anlage ⁴⁾ + Start/Stop-Anlage ⁵⁾	Radsensor L=540 Radsensor L=540	
	420 d	140		07.15					
	420 i	135		07.14					
	425 d	160		07.14					
	428 i	180		10.13					
	428 i xDrive	180		10.13					
	430 d	190		07.14					
	435 i	225		10.13					
	428 i xDrive	180		10.13					
	M4	317		07.14					
	420 d	135		10.13	13.0460-3859.2 603859 13.0470-3859.2 LD3859 13.0460-4874.2 604874 24.8190-0007.2 620007	1	- M Sportbremse ¹⁾ - M Sportbremse ¹⁾ + M Sportbremse ⁶⁾	25307 17,5 +/WE BOS 25307 17,5 +/WE BOS 25029 16,7 /WE/Zub BRE Warnkontakt L=1045mm	
	420 d	140		07.15					
	420 i	135		07.14					
	425 d	160		07.14					
	428 i	180		10.13					
	428 i xDrive	180		10.13					
	M4	317		07.14					
	430 d	190		07.14	13.0460-4874.2 604874 24.8190-0007.2 620007	1	+ M Sportbremse ⁶⁾	25029 16,7 /WE/Zub BRE Warnkontakt L=1045mm	
	435 d xDrive	230		07.14					
	435 i	225		10.13					
	435 i xDrive	225		10.13					
	M4	317		07.14					
	420 d	135		10.13	24.0124-0251.2 424251		+ M Sportbremse / zweiteil.Br. ²⁾	345 24,0 22,4 V L +S +B	
	420 d	140		07.15					
	420 i	135		07.14					
	425 d	160		07.14					
	428 i	180		10.13					
	428 i xDrive	180		10.13					
	430 d	190		07.14					
	435 d xDrive	230		07.14					
	435 i	225		10.13					
	435 i xDrive	225		10.13					
	M4	317		07.14					
	420 d	135		10.13	03.0137-0379.2 650379 03.0137-9265.2 669265 03.0137-9701.2 669701 03.0137-9702.2 669702			161 x 20 Bremsbacken-Zubehör Bremsbacken-Zubehör Spreizschloß Satz	
	420 d	140		07.15	03.0137-0305.2 650305 03.0137-9062.2 669062 03.0137-9700.2 669700 03.0137-9702.2 669702			185 x 20 Bremsbacken-Zubehör Bremsbacken-Zubehör Spreizschloß Satz	
	420 i	135		07.14					
	425 d	160		07.14					
	428 i	180		10.13					
428 i xDrive	180		10.13						
430 d	190		07.14						
435 d xDrive	230		07.14						
435 i	225		10.13						
435 i xDrive	225		10.13						
M4	317		07.14						

¹⁾ - M sport brake / - M freno sportivo / - M frein de sport / - M freno deportiva

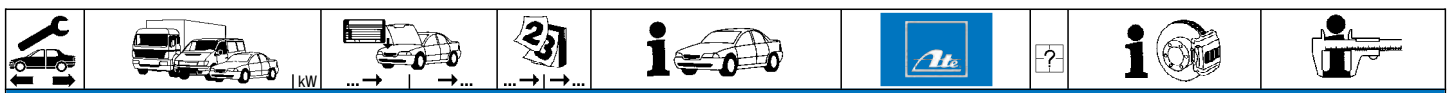
²⁾ - M sport brake / two-p. disc / + M freno sport / deux part.disc / + M frein de sport / d. parti. disque / + M freno sport / deux parties disc

³⁾ - M sport brake / two-p. disc / - M freno sport / deux part.disc / - M frein de sport / d. parti. disque / - M freno sport / deux parties disc

⁴⁾ - idling stop system / - dispositivo start/stop / - unité marche/arrêt / - unidad arranque/paro

⁵⁾ + idling stop system / + dispositivo start/stop / + unité marche/arrêt / + unidad arranque/paro

⁶⁾ + M sport brake / + M freno sportivo / + M frein de sport / + M freno deportiva



BMW 4er Reihe/F36 Gran Coupe (14-)















	418 d	105	03.14	- M Sportbremse ¹⁾	13.0460-3866.2	603866	1	25506 18,2 +/WE 25506 18,2 +/WE Warnkontakt L=675mm	BOS BOS
	418 d	110	07.15	- M Sportbremse ¹⁾	13.0470-3866.2	LD3866			
	420 i xDrive	135	07.14	- M Sportbremse ¹⁾	24.8190-0006.2	620006			
	420 d	135	03.14	- M Sportbremse ¹⁾	13.0460-3857.2	603857			
	420 d	140	03.15	- M Sportbremse ¹⁾	13.0470-3857.2	LD3857			
	420 d xDrive	135	03.14	- M Sportbremse ¹⁾	24.8190-0006.2	620006			
	420 d xDrive	140	03.15	- M Sportbremse ¹⁾					
	420 i	135	03.14	- M Sportbremse ¹⁾					
	428 i	180	03.14	- M Sportbremse ¹⁾					
	428 i xDrive	180	03.14	- M Sportbremse ¹⁾					
	430 d	190	07.14	- M Sportbremse ¹⁾					
	430 d xDrive	190	07.14	- M Sportbremse ¹⁾					
	418 d	105	03.14	+ M Sportbremse ²⁾	24.8190-0006.2	620006			
	418 d	110	07.15	+ M Sportbremse ²⁾					
420 d	135	03.14	+ M Sportbremse ²⁾						
420 d	140	03.15	+ M Sportbremse ²⁾						
420 d xDrive	135	03.14	+ M Sportbremse ²⁾						
420 d xDrive	140	03.15	+ M Sportbremse ²⁾						
420 i	135	03.14	+ M Sportbremse ²⁾						
420 i xDrive	135	07.14	+ M Sportbremse ²⁾						
435 d xDrive	230	07.14	- M Sportbremse ¹⁾						
435 i	225	03.14	- M Sportbremse ¹⁾						
435 i xDrive	225	07.14	- M Sportbremse ¹⁾						
428 i	180	03.14	+ M Sportbremse ²⁾	24.8190-0006.2	620006				
428 i xDrive	180	03.14	+ M Sportbremse ²⁾						
430 d	190	07.14	+ M Sportbremse ²⁾						
430 d xDrive	190	07.14	+ M Sportbremse ²⁾						
435 d xDrive	230	07.14	+ M Sportbremse ²⁾						
435 i	225	03.14	+ M Sportbremse ²⁾						
435 i xDrive	225	07.14	+ M Sportbremse ²⁾						
	418 d	105	03.14	- M Sportbremse ¹⁾	24.0122-0278.1	422278		300 22,0 20,4 V L +S +B	
	418 d	110	07.15	- M Sportbremse ¹⁾					
	420 d	135	03.14	- M Sportbremse ¹⁾					
	420 i	135	03.14	- M Sportbremse ¹⁾					
	420 i xDrive	135	07.14	- M Sportbremse ¹⁾					
	420 d	140	03.15	- M Sportbremse ¹⁾	24.0124-0203.1	424203			
	420 d xDrive	135	03.14	- M Sportbremse ¹⁾	24.0324-0203.1	524203			
	420 d xDrive	140	03.15	- M Sportbremse ¹⁾					
	418 d	105	03.14	+ M Sportbremse ²⁾	24.0130-0233.2	430233			
	418 d	110	07.15	+ M Sportbremse ²⁾					
	420 d	135	03.14	+ M Sportbremse ²⁾					
	420 d	140	03.15	+ M Sportbremse ²⁾					
	420 d xDrive	135	03.14	+ M Sportbremse ²⁾					
	420 d xDrive	140	03.15	+ M Sportbremse ²⁾					
420 i	135	03.14	+ M Sportbremse ²⁾						
420 i xDrive	135	07.14	+ M Sportbremse ²⁾						
435 d xDrive	230	07.14	- M Sportbremse ¹⁾						
435 i	225	03.14	- M Sportbremse ¹⁾						
435 i xDrive	225	07.14	- M Sportbremse ¹⁾						
428 i	180	03.14	+ M Sportbremse ²⁾	24.0130-0234.2	430234				
428 i xDrive	180	03.14	+ M Sportbremse ²⁾						
430 d	190	07.14	+ M Sportbremse ²⁾						
430 d xDrive	190	07.14	+ M Sportbremse ²⁾						
435 d xDrive	230	07.14	+ M Sportbremse ²⁾						
435 i	225	03.14	+ M Sportbremse ²⁾						
435 i xDrive	225	07.14	+ M Sportbremse ²⁾						
	418 d	105	03.14		24.0711-6281.3	360386	2	- Start/Stop-Anlage/-Einparkhilfe ³⁾	Radsensor L=540
	418 d	110	07.15		24.0711-6282.3	360387			
	420 d	135	03.14						
	420 d	140	03.15						
	420 i	135	03.14						
	428 i	180	03.14						
	435 i	225	03.14						
	420 d xDrive	135	03.14		24.0711-6299.3	360388			
	420 d xDrive	140	03.15		24.0711-6300.3	360389			
	420 i xDrive	135	07.14						
428 i xDrive	180	03.14							
430 d xDrive	190	07.14							
435 d xDrive	230	07.14							
435 i xDrive	225	07.14							
	418 d	105	03.14	- M Sportbremse ¹⁾	13.0460-3859.2	603859	1	25307 17,5 +/WE 25307 17,5 +/WE Warnkontakt L=1045mm	BOS BOS
	418 d	110	07.15	- M Sportbremse ¹⁾	13.0470-3859.2	LD3859			
	420 d	135	03.14	- M Sportbremse ¹⁾	24.8190-0007.2	620007			
	420 d	140	03.15	- M Sportbremse ¹⁾					
	420 d xDrive	135	03.14	- M Sportbremse ¹⁾					
	420 d xDrive	140	03.15	- M Sportbremse ¹⁾					
	420 i	135	03.14	- M Sportbremse ¹⁾					
	420 i xDrive	135	07.14	- M Sportbremse ¹⁾					
	428 i	180	03.14	- M Sportbremse ¹⁾					
	428 i xDrive	180	03.14	- M Sportbremse ¹⁾					
	430 d	190	07.14	- M Sportbremse ¹⁾	24.8190-0007.2	620007			
	430 d xDrive	190	07.14	- M Sportbremse ¹⁾					
	435 d xDrive	230	07.14	- M Sportbremse ¹⁾					
	435 i	225	03.14	- M Sportbremse ¹⁾					
435 i xDrive	225	07.14	- M Sportbremse ¹⁾						

¹⁾ - M sport brake / - M freno sportivo / - M frein de sport / - M freno deportiva

²⁾ + M sport brake / + M freno sportivo / + M frein de sport / + M freno deportiva

³⁾ - idling stop system/- parking aid / - disposit.start/stop/- aiuto parcheggio / - unité marche/arrêt /-aide au stationnem. / - unidad arranque/paro/- ayuda estacionam.

⁴⁾ + idling stop system/+ parking aid / + dispositivo start/stop/+aiuto parcheggio / + unité marche/arrêt/+aide stationnem. / + unidad arranque/paro/+ayuda estacionam.

									
BMW 4er Reihe/F36 Gran Coupe (14-)									
	418 d	105	03.14	+ M Sportbremse ¹⁾	13.0460-4874.2	604874	1	25029 16,7 /WE/Zub BRE Warnkontakt L=1045mm	
	420 d	135	03.14	+ M Sportbremse ¹⁾	24.8190-0007.2	620007			
	420 d	140	03.15	+ M Sportbremse ¹⁾					
	420 d xDrive	135	03.14	+ M Sportbremse ¹⁾					
	420 d xDrive	140	03.15	+ M Sportbremse ¹⁾					
	420 i	135	03.14	+ M Sportbremse ¹⁾					
	420 i xDrive	135	07.14	+ M Sportbremse ¹⁾					
	428 i	180	03.14	+ M Sportbremse ¹⁾					
	428 i xDrive	180	03.14	+ M Sportbremse ¹⁾					
	430 d	190	07.14	+ M Sportbremse ¹⁾					
	430 d xDrive	190	07.14	+ M Sportbremse ¹⁾					
	435 d xDrive	230	07.14	+ M Sportbremse ¹⁾					
	435 i	225	03.14	+ M Sportbremse ¹⁾					
	435 i xDrive	225	07.14	+ M Sportbremse ¹⁾					
	418 d	110	07.15	+ M Sportbremse ¹⁾	24.8190-0007.2	620007	1		Warnkontakt L=1045mm
	418 d	105	03.14	- M Sportbremse ²⁾	24.0120-0237.1	420237			300 20,0 18,4 V L +S +B
	420 d	135	03.14	- M Sportbremse ²⁾					
	418 d	105	03.14	+ M Sportbremse ¹⁾	24.0124-0250.2	424250			345 24,0 22,4 V L +S +B
	420 d	135	03.14	+ M Sportbremse ¹⁾					
	418 d	110	07.15	+ M Sportbremse ¹⁾	24.0124-0251.2	424251			345 24,0 22,4 V L +S +B
	420 d	140	03.15	+ M Sportbremse ¹⁾					
	420 d xDrive	135	03.14	+ M Sportbremse ¹⁾					
	420 d xDrive	140	03.15	+ M Sportbremse ¹⁾					
	420 i	135	03.14	+ M Sportbremse ¹⁾					
	420 i xDrive	135	07.14	+ M Sportbremse ¹⁾					
	428 i	180	03.14	+ M Sportbremse ¹⁾					
	428 i xDrive	180	03.14	+ M Sportbremse ¹⁾					
	430 d	190	07.14	+ M Sportbremse ¹⁾					
	430 d xDrive	190	07.14	+ M Sportbremse ¹⁾					
	435 d xDrive	230	07.14	+ M Sportbremse ¹⁾					
	435 i	225	03.14	+ M Sportbremse ¹⁾					
	435 i xDrive	225	07.14	+ M Sportbremse ¹⁾					
	418 d	105	03.14		24.0711-5347.3	360374	2	- Start/Stop-Anlage/-Einparkhilfe ⁴⁾	
	418 d	110	07.15		24.0711-5359.3	360375	2	+ Start/Stop-Anlage/+Einparkhilfe ⁵⁾	
	420 d	135	03.14						
	420 d	140	03.15						
	420 d xDrive	135	03.14						
	420 d xDrive	140	03.15						
	420 i	135	03.14						
	420 i xDrive	135	07.14						
	428 i	180	03.14						
	428 i xDrive	180	03.14						
	430 d	190	07.14						
	430 d xDrive	190	07.14						
	435 d xDrive	230	07.14						
	435 i	225	03.14						
	435 i xDrive	225	07.14						
	418 d	105	03.14		03.0137-0379.2	650379		161 x 20 Bremsbacken-Zubehör	
	420 d	135	03.14		03.0137-9265.2	669265		Bremsbacken-Zubehör	
	420 i	135	03.14		03.0137-9701.2	669701		Spreizschloß Satz	
					03.0137-9702.2	669702			
	418 d	110	07.15		03.0137-0305.2	650305		185 x 20 Bremsbacken-Zubehör	
	420 d	140	03.15		03.0137-9062.2	669062		Bremsbacken-Zubehör	
	420 d xDrive	135	03.14		03.0137-9700.2	669700		Spreizschloß Satz	
	420 d xDrive	140	03.15		03.0137-9702.2	669702			
	420 i xDrive	135	07.14						
	428 i	180	03.14						
	428 i xDrive	180	03.14						
	430 d	190	07.14						
	430 d xDrive	190	07.14						
	435 d xDrive	230	07.14						
	435 i	225	03.14						
	435 i xDrive	225	07.14						
BMW 5er Reihe/E34 (88-96)									
	518 i		04.89	09.95	13.0460-6033.2	606033	1	20968 20,3 +/WE ATE Warnkontakt L=235mm	
	518 i Touring		03.93	11.96	24.8190-0214.2	620214			
	520 i		01.88	09.90					
	520 i 24V	95	03.89	09.95					
	520 i Touring	110	11.91	11.96					
	524 td	85	03.88	08.91					
	525 i	125	01.88	09.90					
	525 i 24V	141	09.89	09.95					
	525 i Touring	141	11.91	11.96					
	525 td	85	04.93	09.95					
	525 td Touring	85	03.93	11.96					
	525 tds	105	09.91	09.95					
	525 tds Touring	105	12.91	11.96					
	530 i	138	01.88	09.95					
	530 i V8	160	03.92	09.95					
	530 i V8 Touring	160	05.92	11.96					
	535 i	155	01.88	09.95					
	540 i Touring	210	05.93	11.96					
	540 i V8	210	03.92	09.95					
	M5 3.6	232	10.88	09.95					
	M5 3.8	250	03.92	05.94					

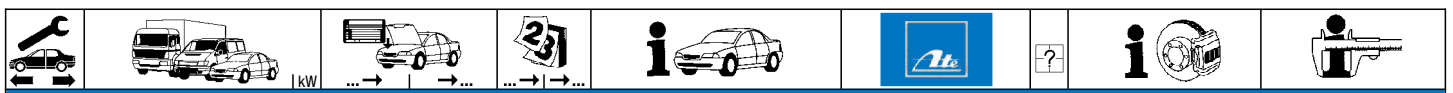
¹⁾ + M sport brake / + M freno sportivo / + M frein de sport / + M freno deportiva

²⁾ - M sport brake / - M freno sportivo / - M frein de sport / - M freno deportiva

³⁾ two-piece brake disc / disco frenante in due parti / disque d.fr.en deux parties / disco de fr.de dos piezas

⁴⁾ - idling stop system/- parking aid / - disposit.start/stop/- aiuto parcheggio / - unité marche/arrêt /-aide au stationnem. / - unidad arranque/paro/- ayuda estacionam.

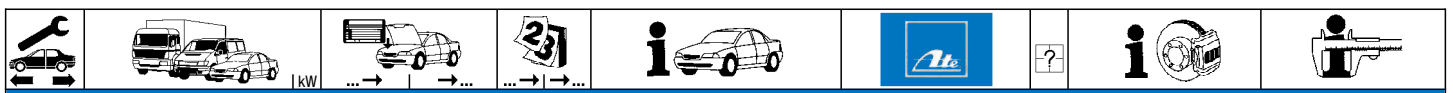
⁵⁾ + idling stop system/+ parking aid / + dispositivo start/stop/+aiuto parcheggio / + unité marche/arrêt/+aide stationnem. / + unidad arranque/paro/+ayuda estacionam.



BMW 5er Reihe/E34 (88-96)

	525 ix	141		04.91	09.95	13.0460-6033.2	606033			20968 20,3 +WE	ATE				
	525 ix Touring	141		02.92	11.96	24.8190-0224.2	620224	1		Warnkontakt L=311mm					
	M5 3.8	250		03.92	09.95	13.0460-9037.2	609037			20309 17,9 +WE	ATE				
	M5 Touring	250		09.94	11.96	24.8190-0214.2	620214	1		Warnkontakt L=235mm					
	518 i			04.89	09.95	24.0112-0124.1	412124			302 12,0 10,4 L +S +B					
	518 i Touring			03.93	11.96										
	520 i	95		01.88	09.90			- Behörde 1)							
	520 i 24V	110		03.89	09.95			- Behörde 1)							
	524 td	85		03.88	08.91										
	525 td	85		04.93	09.95										
	525 tds	105		09.91	09.95										
	520 i	95		01.88	09.90			+ Behörde 2)							
	520 i 24V	110		03.89	09.95			+ Behörde 2)							
	520 i Touring	110		11.91	11.96										
525 i	125		01.88	09.90											
525 i 24V	141		09.89	09.95											
525 i Touring	141		11.91	11.96											
525 td Touring	85		03.93	11.96											
525 tds Touring	105		12.91	11.96											
530 i	138		01.88	09.95											
530 i V8	160		03.92	09.95											
530 i V8 Touring	160		05.92	11.96											
535 i	155		01.88	09.95											
525 ix	141		04.91	09.95	24.0128-0122.1	428122			296 28,0 26,4 V L +B						
525 ix Touring	141		02.92	11.96											
540 i Touring	210		05.93	11.96	24.0128-0101.1	428101			302 28,0 26,4 V L +B						
540 i V8	210		03.92	09.95											
	518 i			04.89	09.95	13.0460-3803.2	603803			20995 17,3 +WE	ATE				
	518 i Touring			03.93	11.96			24.8190-0214.2	620214			1		Warnkontakt L=235mm	
	520 i	95		01.88	09.90										
	520 i 24V	110		03.89	09.95										
	520 i Touring	110		11.91	11.96										
	524 td	85		03.88	08.91										
	525 i	125		01.88	09.90										
	525 i 24V	141		09.89	09.95										
	525 i Touring	141		11.91	11.96										
	525 ix	141		04.91	09.95										
	525 ix Touring	141		02.92	11.96										
	525 td	85		04.93	09.95										
	525 td Touring	85		03.93	11.96										
	525 tds	105		09.91	09.95										
	525 tds Touring	105		12.91	11.96										
	530 i	138		01.88	09.95										
	530 i V8	160		03.92	09.95										
	530 i V8 Touring	160		05.92	11.96										
	535 i	155		01.88	09.95										
	540 i Touring	210		05.93	11.96										
540 i V8	210		03.92	09.95											
M5 3.6	232		10.88	09.95											
M5 3.8	250		03.92	05.94											
M5 3.8	250		06.94	09.95	24.8190-0214.2	620214	1		Warnkontakt L=235mm						
M5 Touring	250		09.94	11.96											
	518 i			04.89	09.95	24.0110-0117.1	410117			300 10,0 8,4 L +S +B					
	518 i Touring			03.93	11.96			24.0310-0117.1	510117						
	520 i	95		01.88	09.90										
	520 i 24V	110		03.89	09.95										
	520 i Touring	110		11.91	11.96										
	524 td	85		03.88	08.91										
	525 i	125		01.88	09.90										
	525 i 24V	141		09.89	09.95										
	525 i Touring	141		11.91	11.96										
	525 td	85		04.93	09.95										
	525 td Touring	85		03.93	11.96										
	525 tds	105		09.91	09.95										
	525 tds Touring	105		12.91	11.96										
	530 i	138		01.88	09.95										
	530 i V8	160		03.92	09.95										
530 i V8 Touring	160		05.92	11.96											
535 i	155		01.88	09.95											
M5 3.6	232		10.88	09.89											
525 ix	141		04.91	09.95	24.0110-0262.1	410262			300 10,0 8,4						
525 ix Touring	141		02.92	11.96											
540 i Touring	210		05.93	11.96	24.0120-0181.1	420181			300 20,0 18,4 V L +B						
540 i V8	210		03.92	09.95											
M5 3.6	232		10.89	09.95											
M5 3.8	250		03.92	05.94											
	518 i			04.89	08.91	03.0137-0152.2	650152			250 x 42 HEB	Bremsbacken-Zubehör				
						03.0137-9077.2	669077								
	518 i			04.89	09.95	03.0137-0150.2	650150			180 x 25	Bremsbacken-Zubehör				
	518 i Touring			03.93	11.96			03.0137-9062.2	669062						
	520 i	95		01.88	09.90										
	520 i 24V	110		03.89	09.95										
	520 i Touring	110		11.91	11.96										
524 td	85		03.88	08.91											

1) - authority cars / - enti statai / - véhicule communal / - vehiculos oficiales
 2) + authority cars / + enti statai / + véhicule communal / + vehiculos oficiales



BMW 5er Reihe/E34 (88-96)

	525 i	125		01.88	09.90		03.0137-0150.2	650150			180 x 25
	525 i 24V	141		09.89	09.95		03.0137-9062.2	669062			Bremsbacken-Zubehör
	525 i Touring	141		11.91	11.96						
	525 ix	141		04.91	09.95						
	525 ix Touring	141		02.92	11.96						
	525 td	85		04.93	09.95						
	525 td Touring	85		03.93	11.96						
	525 tds	105		09.91	09.95						
	525 tds Touring	105		12.91	11.96						
	530 i	138		01.88	09.95						
	530 i V8	160		03.92	09.95						
	530 i V8 Touring	160		05.92	11.96						
	535 i	155		01.88	09.95						
	540 i Touring	210		05.93	11.96						
	540 i V8	210		03.92	09.95						
	M5 3.6	232		10.88	09.95						
	M5 3.8	250		10.88	09.95						
	M5 Touring	250		09.94	11.96						

BMW 5er Reihe/E39 (96-03)

	520 d	100		04.00	07.03	- Behörde 1)	13.0460-7089.2	607089			21677 20,3 +/WE	ATE
	520 d Touring	100		04.00	07.03	- Behörde 1)	13.0470-7089.2	LD7089			21677 20,3 +/WE	ATE
	520 i			03.96	07.03	- Behörde 1)	24.8190-0219.2	620219	1		Warnkontakt L=764mm	
	520 i Touring			05.97	07.03	- Behörde 1)						
	523 i	125		12.95	09.00							
	523 i Touring	125		05.97	09.00							
	525 d	120		04.00	07.03	- Behörde 1)						
	525 d Touring	120		04.00	07.03	- Behörde 1)						
	525 i	141		10.00	07.03	- Behörde 1)						
	525 i Touring	141		10.00	07.03	- Behörde 1)						
	525 td	85		01.97	09.00							
	525 tds	105		02.96	09.00							
	525 tds Touring	105		06.98	09.00							
	528 i	142		12.95	09.00							
	528 i Touring	142		05.97	09.00							
	530 d			09.98	09.00							
	530 d Touring			09.98	09.00							
	535 i			05.96	08.97		13.0460-7089.2	607089			21677 20,3 +/WE	ATE
							24.8190-0219.2	620219	1		Warnkontakt L=764mm	
	520 d	100		04.00	07.03	+ Behörde 2)	13.0460-7078.2	607078			21486 19,3 +/WE	ATE
	520 d Touring	100		04.00	07.03	+ Behörde 2)	13.0470-7078.2	LD7078			21486 19,3 +/WE	ATE
	520 i			03.96	07.03	+ Behörde 2)	24.8190-0219.2	620219	1		Warnkontakt L=764mm	
	520 i Touring			05.97	07.03	+ Behörde 2)						
	525 d	120		04.00	07.03	+ Behörde 2)						
	525 d Touring	120		04.00	07.03	+ Behörde 2)						
	525 i	141		10.00	07.03	+ Behörde 2)						
	525 i Touring	141		10.00	07.03	+ Behörde 2)						
	530 d			10.00	07.03							
	530 d Touring			10.00	07.03							
	530 i	170		10.00	07.03							
	530 i Touring	170		10.00	07.03							
	540 i	210		05.96	07.03							
	540 i Touring	210		05.97	07.03							
	535 i			09.97	07.03		13.0460-7078.2	607078			21486 19,3 +/WE	ATE
							24.8190-0219.2	620219	1		Warnkontakt L=764mm	
	M5	294		10.98	07.03	- (USA)	13.0460-7078.2	607078			21486 19,3 +/WE	ATE
							24.8190-0219.2	620219	1		Warnkontakt L=764mm	
	520 d	100		04.00	07.03	- Behörde 1)	24.0122-0159.1	422159			296 22,0 20,4 V L +S +B	
	520 d Touring	100		04.00	07.03	- Behörde 1)	24.0322-0159.1	522159			296 22,0 19,6 V L +S +B PD	
	520 i			03.96	07.03	- Behörde 1)						
	520 i Touring			05.97	07.03	- Behörde 1)						
	523 i	125		12.95	09.00							
	523 i Touring	125		05.97	09.00							
	525 d	120		04.00	07.03	- Behörde 1)						
	525 d Touring	120		04.00	07.03	- Behörde 1)						
	525 i	141		10.00	07.03	- Behörde 1)						
	525 i Touring	141		10.00	07.03	- Behörde 1)						
	525 td	85		01.97	09.00							
	525 tds	105		02.96	09.00							
	525 tds Touring	105		06.98	09.00							
	528 i	142		12.95	09.00							
	528 i Touring	142		05.97	09.00							
	530 d			09.98	09.00							
	530 d Touring			09.98	09.00							
	535 i			05.96	08.97							
	535 i			09.97	02.00		24.0130-0101.1	430101			324 30,0 28,4 V L +S +B	
	540 i	210		05.96	02.00							
	540 i Touring	210		05.97	02.00							
	520 d	100		04.00	07.03	+ Behörde 2)	24.0130-0107.1	430107			324 29,9 28,4 V L +S +B	
	520 d Touring	100		04.00	07.03	+ Behörde 2)	24.0330-0107.1	530107			324 29,9 27,6 V L +S +B PD	
	520 i			03.96	07.03	+ Behörde 2)						
	520 i Touring			05.97	07.03	+ Behörde 2)						
	525 d	120		04.00	07.03	+ Behörde 2)						
	525 d Touring	120		04.00	07.03	+ Behörde 2)						
	525 i	141		10.00	07.03	+ Behörde 2)						
	525 i Touring	141		10.00	07.03	+ Behörde 2)						

1) - authority cars / - enti statali / - véhicule communal / - vehiculos oficiales
 2) + authority cars / + enti statali / + véhicule communal / + vehiculos oficiales





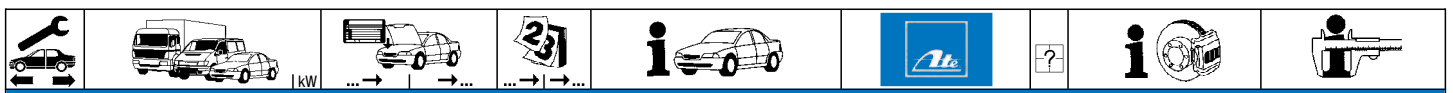
BMW 5er Reihe/E39 (96-03)

	530 d 530 d Touring 530 i 530 i Touring 535 i 540 i 540 i Touring M5	170 170 210 210 294	10.00 10.00 10.00 10.00 03.00 03.00 03.00 10.98	07.03 07.03 07.03 07.03 07.03 07.03 07.03 07.03	24.0130-0107.1 24.0330-0107.1	430107 530107		324 29,9 28,4 V L +S +B 324 29,9 27,6 V L +S +B PD
					24.0132-0161.2 24.0132-0162.2	432161 432162	zweiteilige Bremsscheibe/ mit ABE ¹⁾ zweiteilige Bremsscheibe/ mit ABE ¹⁾	345 32,0 30,4 V L +S +B 345 32,0 30,4 V L +S +B
	520 i 520 i Touring 523 i 523 i Touring 525 td 525 tds 525 tds Touring 528 i 528 i Touring 535 i 540 i 540 i Touring	125 125 85 105 105 142 142 210 210	03.96 05.97 12.95 05.97 01.97 02.96 06.98 12.95 05.97 05.96 05.96 05.97	08.98 08.98 08.98 08.98 08.98 08.98 08.98 08.98 08.98 08.98 08.98 08.98	24.0710-2001.1	360208	2	Radsensor L=635
	520 d 520 i 523 i 525 d 525 i 525 td 525 tds 528 i 530 d 530 i 535 i 540 i M5	100 125 120 141 105 142 170 210 294	04.00 09.98 09.98 04.00 10.00 09.98 09.98 09.98 09.98 10.00 09.98 09.98 10.98	07.03 07.03 09.00 07.03 07.03 09.00 09.00 09.00 07.03 07.03 07.03 07.03 07.03	24.0710-2002.1	360209	2	Radsensor L=661
	520 d Touring 520 i Touring 523 i Touring 525 d Touring 525 i Touring 525 tds Touring 528 i Touring 530 d Touring 530 i Touring 540 i Touring	100 125 120 141 105 142 170 210	04.00 09.98 09.98 04.00 10.00 09.98 09.98 09.98 10.00 09.98	07.03 07.03 09.00 07.03 07.03 09.00 09.00 07.03 07.03 07.03	24.0710-2002.1	360209	2	Radsensor L=661
	520 d 520 i 523 i 525 d 525 i 525 td 525 tds 528 i 530 d 530 i 535 i 540 i	100 125 120 141 85 105 142 170 210	04.00 03.96 12.95 04.00 10.00 01.97 02.96 12.95 09.98 10.00 05.96 05.96	07.03 07.03 09.00 07.03 07.03 09.00 09.00 09.00 07.03 07.03 07.03 07.03	13.0460-7090.2 13.0470-7090.2 24.8190-0218.2	607090 LD7090 620218	1	21691 17,3 +/WE ATE 21691 17,3 +/WE ATE Warnkontakt L=545mm
	520 d Touring 520 i Touring 523 i Touring 525 d Touring 525 i Touring 525 tds Touring 528 i Touring 530 d Touring 530 i Touring 540 i Touring	100 125 120 141 105 142 170 210	04.00 05.97 05.97 04.00 10.00 06.98 05.97 09.98 10.00 05.97	07.03 07.03 09.00 07.03 07.03 09.00 09.00 07.03 07.03 07.03	13.0460-7090.2 13.0470-7090.2 24.8190-0222.2	607090 LD7090 620222	1	21691 17,3 +/WE ATE 21691 17,3 +/WE ATE Warnkontakt L=1090mm
	M5	294	10.98	07.03	13.0460-7079.2	607079		21487 17,3 +/WE ATE
	520 d 520 i 523 i 525 td 525 tds	100 125 85 105	04.00 03.96 12.95 01.97 02.96	07.03 07.03 08.98 09.00 09.00	24.0110-0227.1 24.0310-0227.1	410227 510227		298 10,0 8,4 L +S +B 298 10,0 7,6 L +S +B PD
	520 d 520 d Touring 520 i 520 i Touring 523 i 523 i Touring 525 d 525 d Touring 525 i 525 i Touring 525 td 525 tds 525 tds Touring	100 100 125 125 125 125 120 120 141 141 85 105 105	04.00 04.00 03.96 05.97 12.95 09.98 04.00 04.00 10.00 10.00 01.97 02.96 06.98	07.03 07.03 07.03 07.03 08.98 09.00 07.03 07.03 07.03 07.03 09.00 09.00 09.00	24.0120-0154.1 24.0320-0154.1	420154 520154		298 20,0 18,4 V L +S +B 298 20,0 17,6 V L +S +B PD

¹⁾ two-piece brake disc/ with ABE / disco frenante in due parti/ con ABE / disque d.fr.en deux parties/ avec ABE / disco de fr.de dos piezas/ con ABE

²⁾ - authority cars / - enti statali / - véhicule communal / - vehiculos oficiales

³⁾ + authority cars / + enti statali / + véhicule communal / + vehiculos oficiales



BMW 5er Reihe/E39 (96-03)

	528 i	142		12.95	09.00	24.0120-0154.1	420154		298 20,0 18,4 V L +S +B 298 20,0 17,6 V L +S +B PD	
	528 i Touring	142		05.97	09.00	24.0320-0154.1	520154			
	530 d			09.98	07.03					
	530 d Touring			09.98	07.03					
	530 i	170		10.00	07.03					
	530 i Touring	170		10.00	07.03					
	535 i			05.96	07.03					
	540 i	210		05.96	07.03					
540 i Touring	210		05.97	07.03						
	520 i			03.96	08.98	24.0710-2007.1	360214	2	Radsensor L=830	
	523 i	125		12.95	08.98					
	525 td	85		01.97	08.98					
	525 tds	105		02.96	08.98					
	528 i	142		12.95	08.98					
	535 i			05.96	08.98					
	540 i	210		05.96	08.98					
	520 d	100		04.00	07.03	24.0710-2009.1	360216	2		Radsensor L=859
	520 i			09.98	07.03					
	523 i	125		09.98	09.00					
	525 d	120		04.00	07.03					
	525 i	141		10.00	07.03					
	525 td	85		09.98	09.00					
	525 tds	105		09.98	09.00					
528 i	142		09.98	09.00						
530 d			09.98	07.03						
530 i	170		10.00	07.03						
535 i			09.98	07.03						
540 i	210		09.98	07.03						
M5	294		10.98	07.03						
	520 i Touring			05.97	08.98	24.0710-2004.1	360211	2	Radsensor L=970	
	523 i Touring	125		05.97	08.98					
	525 tds Touring	105		06.98	08.98					
	528 i Touring	142		05.97	08.98					
	540 i Touring	210		05.97	08.98					
	520 d Touring	100		04.00	07.03	24.0710-2010.1	360217	2		Radsensor L=999
	520 i Touring			09.98	07.03					
	523 i Touring	125		09.98	09.00					
	525 d Touring	120		04.00	07.03					
	525 i Touring	141		10.00	07.03					
525 tds Touring	105		09.98	09.00						
528 i Touring	142		09.98	09.00						
530 d Touring			09.98	07.03						
530 i Touring	170		10.00	07.03						
540 i Touring	210		09.98	07.03						
	520 d	100		04.00	07.03	03.0137-0305.2	650305		185 x 20 Bremsbacken-Zubehör Bremsbacken-Zubehör Spreitzschloß Satz	
	520 d Touring	100		04.00	07.03	03.0137-9062.2	669062			
	520 i			03.96	07.03	03.0137-9700.2	669700			
	520 i Touring			05.97	07.03	03.0137-9702.2	669702			
	523 i	125		12.95	09.00					
	523 i Touring	125		05.97	09.00					
	525 d	120		04.00	07.03					
	525 d Touring	120		04.00	07.03					
	525 i	141		10.00	07.03					
	525 i Touring	141		10.00	07.03					
	525 td	85		01.97	09.00					
	525 tds	105		02.96	09.00					
	525 tds Touring	105		06.98	09.00					
	528 i	142		12.95	09.00					
	528 i Touring	142		05.97	09.00					
	530 d			09.98	07.03					
	530 d Touring			09.98	07.03					
	530 i	170		10.00	07.03					
	530 i Touring	170		10.00	07.03					
	535 i			05.96	07.03					
540 i	210		05.96	07.03						
540 i Touring	210		05.97	07.03						
M5	294		10.98	07.03	03.0137-0419.2	650419		185 x 30 Bremsbacken-Zubehör		
					03.0137-9288.2	669288				

BMW 5er Reihe/E60 Limousine (03-10)

	520 d	120		07.05	02.10	13.0460-7176.2	607176		23794 20,3 +/WE 23794 20,3 +/WE Warnkontakt L=662mm	ATE ATE
	520 i	125		07.03	03.05	13.0470-7176.2	LD7176			
	523 i	130		07.05	03.07	24.8190-0273.2	620273	1		
	523 i	140		03.07	02.10					
	525 d	130		10.03	03.07					
	525 i	141		07.03	06.05					
	525 i	160		03.07	02.10					
	520 d	120		07.05	02.10	13.0460-7167.2	607167			
	520 d	130		09.07	02.10	13.0470-7167.2	LD7167			
	520 i	125		07.03	03.05	13.0460-7296.2	607296			
	523 i	130		07.05	03.07	13.0470-7296.2	LD7296			
	523 i	140		03.07	02.10	24.8190-0273.2	620273	1		
	523 i	140		03.07	02.10					
	525 d	130		10.03	03.07					
525 d	145		03.07	02.10						
525 i	141		07.03	06.05						

1) - authority cars / - enti statali / - véhicule communal / - vehiculos oficiales

2) + manual transmission / + scatola cambio velocità / + transmission mécanique / + cambio de velocidad

3) - authority cars/+engine co.N52N / - enti statali/+codice mot.N52N / - véhicule communal/+moteur co.N52N / - vehiculos oficiales/+motor co.N52N

4) + authority cars / + enti statali / + véhicule communal / + vehiculos oficiales

5) + autom.transmission / + scatola cambio automatico / + transmission automatique / + cambio automático

6) + authority cars/+engine no.N52N / + enti statali/+codice mot.N52N / + véhicule communal/+moteur co.N52N / + vehiculos oficiales/+motor co.N52N

7) + engine code N53 / + codice motore N53 / + moteur code N53 / + motor code N53



















BMW 5er Reihe/E60 Limousine (03-10)

	525 i	160	07.05	03.07		13.0460-7167.2	607167		23312 20,3 +/WE	ATE
	525 i	160	03.07	02.10	+ Behörde/ + Motorcode N52N ¹⁾	13.0470-7167.2	LD7167		23312 20,3 +/WE	ATE
	525 i	160	03.07	02.10	+ Motorcode N53 ²⁾	13.0460-7296.2	607296		23312 20,3 +/WE	ATE
	525 xd	145	03.07	02.10		13.0470-7296.2	LD7296		23312 20,3 +/WE	ATE
	525 xi	160	07.05	02.10		24.8190-0273.2	620273	1	Warnkontakt L=662mm	
	530 d	160	07.03	08.05						
	530 d	170	07.03	03.07						
	530 d	173	03.07	02.10						
	530 i	170	07.03	03.05						
	530 i	190	07.05	03.07						
	530 i	200	01.07	02.10						
	530 xd	170	07.05	03.07						
	530 xd	173	03.07	02.10						
	530 xi	190	07.05	03.07						
	530 xi	200	03.07	02.10						
	530 d	160	07.03	08.05		13.0460-7167.2	607167		23312 20,3 +/WE	ATE
	530 d	170	07.03	03.07		13.0470-7167.2	LD7167		23312 20,3 +/WE	ATE
	530 d	173	03.07	02.10		13.0460-7296.2	607296		23312 20,3 +/WE	ATE
	530 i	170	07.03	03.05		13.0470-7296.2	LD7296		23312 20,3 +/WE	ATE
	530 i	190	07.05	03.07		24.8190-0273.2	620273	1	Warnkontakt L=662mm	
	530 i	200	01.07	02.10						
	530 xd	170	07.05	03.07						
	530 xd	173	03.07	02.10						
	530 xi	190	07.05	03.07						
	530 xi	200	03.07	02.10						
	540 i	225	07.05	03.07		13.0460-7167.2	607167		23312 20,3 +/WE	ATE
		225	03.07	02.10	- erhöhte Zuladung ³⁾	13.0470-7167.2	LD7167		23312 20,3 +/WE	ATE
	545 i	245	07.03	08.05		13.0460-7167.2	607167		23312 20,3 +/WE	ATE
		270	03.07	02.10	+ USA	13.0460-7296.2	607296		23312 20,3 +/WE	ATE
	550 i	245	07.03	08.05		13.0460-7167.2	607167		23312 20,3 +/WE	ATE
270		03.07	02.10	+ USA	13.0460-7296.2	607296		23312 20,3 +/WE	ATE	
540 i	225	03.07	02.10	+ erhöhte Zuladung ⁴⁾	24.8190-0273.2	620273	1	Warnkontakt L=662mm		
	225	03.07	02.10		24.8190-0273.2	620273	1	Warnkontakt L=662mm		
550 i	270	07.05	03.07		13.0460-7210.2	607210		23791 20,8 +/WE	ATE	
	270	03.07	02.10	- USA	13.0470-7210.2	LD7210		23791 20,8 +/WE	ATE	
M5	373	09.04	02.10		24.8190-0273.2	620273	1	Warnkontakt L=662mm		
	520 d	120	07.05	02.10	- Behörde ⁵⁾	24.0124-0181.1	424181		310 24,0 22,4 V L +S +B	
	520 i	125	07.03	03.05	+ Schaltgetriebe ⁶⁾	24.0324-0181.1	524181		310 24,0 21,6 V L +S +B PD	
	523 i	130	07.05	03.07	- Behörde ⁵⁾					
	523 i	140	03.07	02.10	- Behörde/ + Motorcode N52N ⁷⁾					
	525 d	130	10.03	03.07	- Behörde ⁵⁾					
	525 i	141	07.03	06.05	- Behörde ⁵⁾					
	525 i	160	03.07	02.10	- Behörde/ + Motorcode N52N ⁷⁾					
	520 d	120	07.05	02.10	+ Behörde ⁸⁾	24.0130-0173.1	430173		324 30,0 28,4 V L +S +B	
	520 d	130	09.07	02.10		24.0330-0173.1	530173		324 30,0 27,6 V L +S +B PD	
	520 i	125	07.03	03.05	+ Automatikgetriebe ⁹⁾					
	523 i	130	07.05	03.07	+ Behörde ⁸⁾					
	523 i	140	03.07	02.10	+ Behörde/ + Motorcode N52N ¹⁾					
	523 i	140	03.07	02.10	+ Motorcode N53 ²⁾					
	525 d	130	10.03	03.07	+ Behörde ⁸⁾					
	525 d	145	03.07	02.10	- Behörde ⁵⁾					
525 i	141	07.03	06.05	+ Behörde ⁸⁾						
525 i	160	07.05	03.07							
525 i	160	03.07	02.10	+ Behörde/ + Motorcode N52N ¹⁾						
525 i	160	03.07	02.10	- Behörde/ + Motorcode N53 ¹⁰⁾						
525 xd	145	03.07	02.10							
525 xi	160	07.05	02.10							
530 d	160	07.03	08.05	- Behörde ⁵⁾						
530 d	170	07.03	03.07	- Behörde ⁵⁾						
530 d	173	03.07	02.10	- Behörde ⁵⁾						
530 i	170	07.03	03.05							
530 i	190	07.05	03.07	- Behörde ⁵⁾						
530 i	200	01.07	02.10	- Behörde/ + Motorcode N52N ⁷⁾						
530 xd	170	07.05	03.07							
530 xd	173	03.07	02.10							
530 xi	190	07.05	03.07							
530 xi	200	03.07	02.10							
525 d	145	03.07	02.10	+ Behörde ⁸⁾	24.0130-0186.2	430186		zweitellige Bremsscheibe ¹¹⁾	348 30,0 28,4 V L +S +B	
	160	03.07	02.10	+ Behörde/ + Motorcode N53 ¹²⁾						
	160	07.03	08.05	+ Behörde ⁸⁾						
	170	07.03	03.07	+ Behörde ⁸⁾						
	173	03.07	02.10	+ Behörde ⁸⁾						
	190	07.05	03.07	+ Behörde ⁸⁾						
	200	01.07	02.10	+ Behörde/ + Motorcode N52N ¹⁾						
	200	01.07	02.10	+ Motorcode N53 ²⁾						
	225	07.05	03.07							
	225	03.07	02.10	- erhöhte Zuladung ³⁾						
545 i	245	07.03	08.05							
550 i	270	03.07	02.10	+ USA						
535 d	200	09.04	03.07		24.0136-0106.2	436106		zweitellige Bremsscheibe ¹¹⁾	348 36,0 34,4 V L +S +B	
	270	07.05	03.07		24.0136-0106.2	436106		zweitellige Bremsscheibe ¹¹⁾	348 36,0 34,4 V L +S +B	
540 i	225	03.07	02.10	+ erhöhte Zuladung ⁴⁾						

¹⁾ + authority cars/+engine no.N52N / + enti statali/+codice mot.N52N / + véhicule communal/+moteur co.N52N / + vehiculos oficiales/+motor co.N52N
²⁾ + engine code N53 / + codice motore N53 / + moteur code N53 / + motor code N53
³⁾ - increased payload / - carico utile maggiorato / - charge utile augmentée / - incremento de carga
⁴⁾ + increased payload / + carico utile maggiorato / + charge utile augmentée / + incremento de carga
⁵⁾ - authority cars / - enti statali / - véhicule communal / - vehiculos oficiales
⁶⁾ + manual transmission / + scatola cambio velocità / + transmission mécanique / + cambio de velocidad
⁷⁾ - authority cars/+engine co. N52N / - enti statali/+codice mot.N52N / - véhicule communal/+moteur co.N52N / - vehiculos oficiales/+motor co.N52N

⁸⁾ + authority cars / + enti statali / + véhicule communal / + vehiculos oficiales
⁹⁾ + autom.transmission / + scatola cambio automatico / + transmission automatique / + cambio automático
¹⁰⁾ - authority cars/+engine co.N53 / - enti statali/+codice mot.N53 / - véhicule communal/+moteur co.N53 / - vehiculos oficiales/+motor co.N53
¹¹⁾ two-piece brake disc / disco frenante in due parti / disque d.fr.en deux parties / disco de fr.de dos piezas
¹²⁾ + authority cars/+engine no.N53 / + enti statali/+codice mot.N53 / + véhicule communal/+moteur co.N53 / + vehiculos oficiales/+motor co.N53

									
BMW 5er Reihe/E60 Limousine (03-10)									
	550 i M5	270 373	03.07 09.04	02.10 02.10	- (CSA) 24.0136-0117.2 24.0136-0116.2	436106 436117 436116	zweiteilige Bremsscheibe ¹⁾ zweiteilige Bremsscheibe ¹⁾ zweiteilige Bremsscheibe ¹⁾	348 36,0 34,4 V L +S +B 374 36,0 34,4 V L +S +B 374 36,0 34,4 V L +S +B	
	M5	373	09.04	02.10	24.0711-6142.3	360135	2 	Radsensor L=577	
	520 d 520 d 520 i 523 i 523 i 525 d 525 d 525 i 525 i 525 i 525 i 525 xd 525 xi 530 d 530 d 530 d 530 i 530 i 530 i 530 xd 530 xd 530 xi 530 xi	120 130 125 130 140 130 145 141 160 160 160 145 160 160 170 173 170 190 200 170 173 190 200	07.05 09.07 07.03 07.05 03.07 10.03 03.07 07.03 07.05 03.07 03.07 03.07 07.05 07.03 07.03 03.07 07.03 07.05 01.07 07.05 03.07 03.07 07.05 03.07	02.10 02.10 03.05 03.07 02.10 03.07 02.10 06.05 03.07 02.10 02.10 02.10 08.05 03.07 02.10 03.05 03.07 03.07 02.10 02.10 02.10 03.07 02.10	- (CSA) 24.0136-0117.2 24.0136-0116.2 24.0711-6142.3 13.0460-7174.2 13.0470-7174.2 24.8190-0274.2	607174 LD7174 620274	1	23732 17,3 +/WE 23732 17,3 +/WE Warnkontakt L=664mm	
	525 d 525 i 530 d 530 d 530 d 530 d 530 i 530 i 530 i 530 i 535 d 535 d 540 i 545 i 550 i M5	145 160 160 170 173 190 200 200 200 210 225 245 270 373	03.07 03.07 07.03 07.03 03.07 07.05 01.07 01.07 09.04 03.07 07.05 07.03 07.05 07.03 07.05 09.04	02.10 02.10 08.05 03.07 02.10 03.07 02.10 02.10 03.07 02.10 03.07 02.10 02.10 02.10 08.05 02.10 02.10	+ Behörde ²⁾ + Behörde/ + Motorcode N53 ⁷⁾ + Behörde ⁶⁾ + Behörde ⁶⁾ + Behörde ⁶⁾ + Behörde ⁶⁾ + Behörde/ + Motorcode N52N ⁸⁾ + Motorcode N53 ⁹⁾	13.0460-7169.2 13.0470-7169.2 24.8190-0274.2	607169 LD7169 620274	1	23309 17,3 +/WE 23309 17,3 +/WE Warnkontakt L=664mm
	520 d 520 d 520 i 523 i 523 i 525 d 525 d 525 i 525 i 525 i 525 i 530 d 530 d 530 d 530 i 530 i 530 i 530 xd 525 xi 530 xd 530 xd 530 xi 530 xi	120 130 125 130 140 130 145 141 160 160 160 160 170 173 170 190 200 145 160 170 173 190 200	07.05 09.07 07.03 07.05 03.07 10.03 03.07 07.03 07.05 03.07 03.07 07.03 07.03 03.07 07.03 07.05 01.07 03.07 07.05 07.03 03.07 07.05 03.07	02.10 02.10 03.05 03.07 02.10 03.07 02.10 06.05 03.07 02.10 02.10 08.05 03.07 02.10 03.05 03.07 02.10 02.10 02.10 03.07 02.10 02.10	- Behörde ²⁾ + Motorcode N52N ³⁾ - Behörde/ + Motorcode N53 ⁴⁾ - Behörde ²⁾ - Behörde ²⁾ - Behörde ²⁾ - Behörde ²⁾ - Behörde ²⁾ - Behörde/ + Motorcode N52N ⁵⁾	24.0120-0183.1	420183		320 20,0 18,4 V L +S +B
	525 xd 525 xi 530 xd 530 xd 530 xi 530 xi	145 160 170 173 190 200	03.07 07.05 07.05 03.07 07.05 03.07	02.10 02.10 03.07 02.10 03.07 02.10	24.0120-0213.1 24.0320-0213.1	420213 520213		320 20,0 18,4 V L +S +B 320 20,0 18,4 V L +S +B PD	
	525 d 525 i 530 d 530 d 530 d 530 i 530 i 530 i 535 d 535 d 540 i 545 i 550 i M5	145 160 160 170 173 190 200 200 200 210 225 245 270 373	03.07 03.07 07.03 07.03 03.07 07.05 01.07 01.07 09.04 03.07 07.05 07.03 07.05 07.03	02.10 02.10 08.05 03.07 02.10 03.07 02.10 02.10 03.07 02.10 02.10 08.05 02.10 02.10	+ Behörde ⁶⁾ + Behörde/ + Motorcode N53 ⁷⁾ + Behörde ⁶⁾ + Behörde ⁶⁾ + Behörde ⁶⁾ + Behörde ⁶⁾ + Behörde/ + Motorcode N52N ⁸⁾ + Motorcode N53 ⁹⁾	24.0124-0201.2 24.0124-0234.2	424201 424234	zweiteilige Bremsscheibe ¹⁾ zweiteilige Bremsscheibe ¹⁾	345 24,0 22,4 V L +S +B 370 24,0 22,4 V L +S +B
	M5	373	09.04	02.10	24.0711-5162.3	360170	2 	Radsensor L=719	

¹⁾ two-piece brake disc / disco frenante en due parti / disque d.fr.en deux parties / disco de fr.de dos piezas

²⁾ - authority cars / - enti statali / - vehicule communal / - vehiculos oficiales

³⁾ + engine code N52N / + codice motore N52N / + moteur code N52N / + motor code N52N

⁴⁾ - authority cars/+engine co.N53 / - enti statali/+codice mot.N53 / - vehicule communal/+moteur co.N53 / - vehiculos oficiales/+motor co.N53

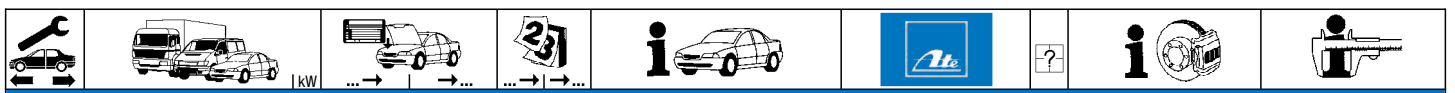
⁵⁾ - authority cars/+engine co. N52N / - enti statali/+codice mot.N52N / - vehicule communal/+moteur co.N52N / - vehiculos oficiales/+motor co.N52N

⁶⁾ + authority cars / + enti statali / + vehicule communal / + vehiculos oficiales

⁷⁾ + authority cars/+engine no.N53 / + enti statali/+codice mot.N53 / + vehicule communal/+moteur co.N53 / + vehiculos oficiales/+motor co.N53

⁸⁾ + authority cars/+engine no.N52N / + enti statali/+codice mot.N52N / + vehicule communal/+moteur co.N52N / + vehiculos oficiales/+motor co.N52N

⁹⁾ + engine code N53 / + codice motore N53 / + moteur code N53 / + motor code N53

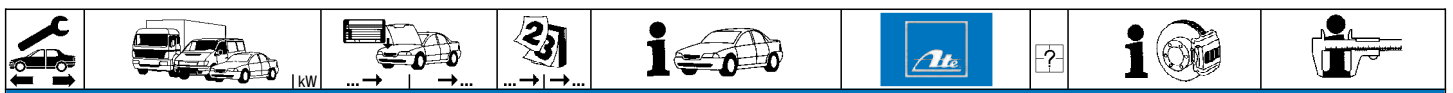


BMW 5er Reihe/E60 Limousine (03-10)										
	520 d	120		07.05	02.10		03.0137-0419.2	650419		185 x 30 Bremsbacken-Zubehör
	520 d	130		09.07	02.10		03.0137-9288.2	669288		
	520 i	125		07.03	03.05					
	523 i	130		07.05	03.07					
	523 i	140		03.07	02.10					
	525 d	130		10.03	03.07					
	525 d	145		03.07	02.10					
	525 i	141		07.03	06.05					
	525 i	160		07.05	02.10					
	525 xd	145		03.07	02.10					
	525 xi	160		07.05	02.10					
	530 d	160		07.03	08.05					
	530 d	170		07.03	03.07					
	530 d	173		03.07	02.10					
	530 i	170		07.03	03.05					
	530 i	190		07.05	03.07					
	530 i	200		01.07	02.10					
	530 xd	170		07.05	03.07					
	530 xd	173		03.07	02.10					
	530 xi	190		07.05	03.07					
	530 xi	200		03.07	02.10					
	535 d	200		09.04	03.07					
	535 d	210		03.07	02.10					
	540 i	225		07.05	02.10					
	545 i	245		07.03	08.05					
	550 i	270		07.05	02.10					
	M5	373		09.04	02.10					

BMW 5er Reihe/E61 Touring (04-10)													
	520 d	110		09.05	05.10	- Behörde ¹⁾	13.0460-7176.2	607176		23794 20,3 +/WE 23794 20,3 +/WE Warnkontakt L=662mm	ATE ATE		
	520 d	120		07.05	05.10	- Behörde ¹⁾	13.0470-7176.2	LD7176					
	520 i	125		06.04	05.10	- Behörde ¹⁾	24.8190-0273.2	620273	1				
	523 i	130		07.05	03.07	- Behörde ¹⁾							
	523 i	140		03.07	05.10	- Behörde/ + Motorcode N52N ²⁾							
	525 d	120		12.04	05.10								
	525 d	130		05.04	03.07	- Behörde ¹⁾							
	525 i	141		05.04	03.05	- Behörde ¹⁾							
	525 i	160		03.07	05.10	- Behörde/ + Motorcode N52N ²⁾							
	520 d	110		09.05	05.10	+ Behörde ³⁾	13.0460-7167.2	607167				23312 20,3 +/WE 23312 20,3 +/WE 23312 20,3 +/WE 23312 20,3 +/WE Warnkontakt L=662mm	ATE ATE ATE ATE
	520 d	120		07.05	05.10	+ Behörde ³⁾	13.0470-7167.2	LD7167					
	520 d	130		09.07	05.10		13.0460-7296.2	607296					
	520 i	125		06.04	05.10	+ Behörde ³⁾	13.0470-7296.2	LD7296					
	523 i	130		07.05	03.07	+ Behörde ³⁾	24.8190-0273.2	620273	1				
	523 i	140		03.07	05.10	+ Behörde/ + Motorcode N52N ⁴⁾							
	523 i	140		03.07	05.10	+ Motorcode N53 ⁵⁾							
	525 d	120		12.04	05.10								
	525 d	130		05.04	03.07	+ Behörde ³⁾							
	525 d	145		03.07	05.10								
	525 i	141		05.04	03.05	+ Behörde ³⁾							
	525 i	160		07.05	03.07								
	525 i	160		03.07	05.10	+ Behörde/ + Motorcode N52N ⁴⁾							
	525 i	160		03.07	05.10	+ Motorcode N53 ⁵⁾							
	525 xd	145		03.07	05.10								
	525 xi	160		07.05	05.10								
	530 d	160		05.04	08.05								
	530 d	170		07.05	05.10								
	530 d	173		03.07	05.10								
	530 i	190		07.05	03.07								
	530 i	200		03.07	05.10								
	530 xd	170		07.05	03.07								
	530 xd	173		03.07	05.10								
	530 xi	190		07.05	03.07								
	530 xi	200		03.07	05.10								
	545 i	245		05.04	08.05		13.0460-7167.2	607167		23312 20,3 +/WE 23312 20,3 +/WE Warnkontakt L=662mm	ATE ATE		
	550 i	270		03.07	05.10	+ (USA)	13.0460-7296.2	607296					
							24.8190-0273.2	620273	1				
	535 d	200		09.04	03.07		13.0460-7210.2	607210		23791 20,8 +/WE 23791 20,8 +/WE Warnkontakt L=662mm	ATE ATE		
	535 d	210		03.07	05.10		13.0470-7210.2	LD7210					
							24.8190-0273.2	620273	1				
	550 i	270		07.05	03.07		13.0460-7210.2	607210		23791 20,8 +/WE Warnkontakt L=662mm	ATE		
	550 i	270		03.07	05.10	- (USA)	24.8190-0273.2	620273	1				
	M5	373		02.07	05.10		13.0460-7210.2	607210		23791 20,8 +/WE Warnkontakt L=662mm Warnkontakt L=674mm	ATE		
							24.8190-0273.2	620273	1				
							24.8190-0276.2	620276	1				
	520 d	110		09.05	05.10	- Behörde ¹⁾	24.0124-0181.1	424181		310 24,0 22,4 V L +S +B 310 24,0 21,6 V L +S +B PD			
	520 d	110		09.05	05.10	- Behörde ¹⁾	24.0324-0181.1	524181					
	520 d	120		07.05	05.10	- Behörde ¹⁾							
	520 i	125		06.04	05.10	- Behörde ¹⁾							
	523 i	130		07.05	03.07	- Behörde ¹⁾							
	523 i	140		03.07	05.10	- Behörde/ + Motorcode N52N ²⁾							
	525 d	120		12.04	05.10								
	525 d	130		05.04	03.07	- Behörde ¹⁾							
	525 i	141		05.04	03.05	- Behörde ¹⁾							
	525 i	160		03.07	05.10	- Behörde/ + Motorcode N52N ²⁾							
	520 d	110		09.09	05.10	+ Behörde ³⁾	24.0130-0173.1	430173				324 30,0 28,4 V L +S +B 324 30,0 27,6 V L +S +B PD	
	520 d	120		07.05	05.10	+ Behörde ³⁾	24.0330-0173.1	530173					
	520 d	130		09.07	05.10								

¹⁾ - authority cars / - enti statali / - véhicule communal / - vehiculos oficiales
²⁾ - authority cars/+engine co.N52N / - enti statali/+codice mot.N52N / - véhicule communal/+moteur co.N52N / - vehiculos oficiales/+motor co.N52N
³⁾ + authority cars / + enti statali / + véhicule communal / + vehiculos oficiales
⁴⁾ + authority cars/+engine no.N52N / + enti statali/+codice mot.N52N / + véhicule communal/+moteur co.N52N / + vehiculos oficiales/+motor co.N52N
⁵⁾ + engine code N53 / + codice motore N53 / + moteur code N53 / + motor code N53





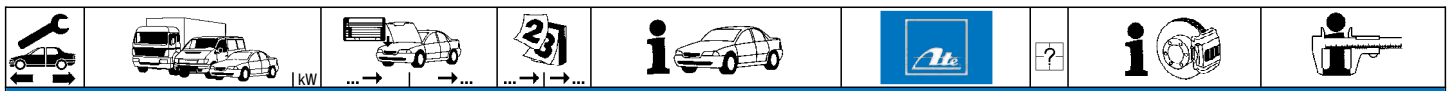
BMW 5er Reihe/E61 Touring (04-10)

	520 i	125		06.04	05.10	+ Behörde ¹⁾	24.0130-0173.1	430173			324 30,0 28,4 V L +S +B
	523 i	130		07.05	03.07	+ Behörde ¹⁾	24.0330-0173.1	530173			324 30,0 27,6 V L +S +B PD
	523 i	140		03.07	05.10	+ Behörde/ + Motorcode N52N ²⁾					
	523 i	140		03.07	05.10	+ Motorcode N53 ³⁾					
	525 d	120		12.04	05.10						
	525 d	130		05.04	03.07	+ Behörde ¹⁾					
	525 d	145		03.07	05.10	- Behörde ⁴⁾					
	525 i	141		05.04	03.05	+ Behörde ¹⁾					
	525 i	160		07.05	03.07						
	525 i	160		03.07	05.10	+ Behörde/ + Motorcode N52N ²⁾					
	525 i	160		03.07	05.10	- Behörde/ + Motorcode N53 ⁵⁾					
	525 xd	145		03.07	05.10						
	525 xi	160		07.05	05.10						
	530 d	160		05.04	08.05	- Behörde ⁴⁾					
	530 d	170		07.05	05.10	- Behörde ⁴⁾					
	530 d	173		03.07	05.10	- Behörde ⁴⁾					
	530 i	190		07.05	03.07						
	530 i	200		03.07	05.10	- Behörde/ + Motorcode N52N ⁶⁾					
	530 xd	170		07.05	03.07						
	530 xd	173		03.07	05.10						
	530 xi	190		07.05	03.07						
	530 xi	200		03.07	05.10						
	525 d	145		03.07	05.10	+ Behörde ¹⁾	24.0130-0186.2	430186		zweitteilige Bremsscheibe ⁷⁾	348 30,0 28,4 V L +S +B
	525 i	160		03.07	05.10	+ Behörde/ + Motorcode N53 ⁸⁾					
	530 d	160		05.04	08.05	+ Behörde ¹⁾					
	530 d	170		07.05	05.10	+ Behörde ¹⁾					
	530 d	173		03.07	05.10	+ Behörde ¹⁾					
	530 i	200		03.07	05.10	+ Behörde/ + Motorcode N52N ²⁾					
	530 i	200		03.07	05.10	+ Motorcode N53 ³⁾					
	545 i	245		05.04	08.05						
	550 i	270		03.07	05.10	+ (USA)					
	535 d	200		09.04	03.07		24.0136-0106.2	436106		zweitteilige Bremsscheibe ⁷⁾	348 36,0 34,4 V L +S +B
	550 i	270		07.05	03.07						
	535 d	210		03.07	05.10		24.0136-0106.2	436106		zweitteilige Bremsscheibe ⁷⁾	348 36,0 34,4 V L +S +B
	550 i	270		03.07	05.10	- (USA)					
	M5	373		02.07	05.10		24.0136-0117.2	436117		zweitteilige Bremsscheibe ⁷⁾	374 36,0 34,4 V L +S +B
							24.0136-0116.2	436116		zweitteilige Bremsscheibe ⁷⁾	374 36,0 34,4 V L +S +B
	M5	373		02.07	05.10		24.0711-6142.3	360135	2		Radsensor L=577
	520 d	110		09.05	05.10		13.0460-7174.2	607174			23732 17,3 +/WE ATE
	520 d	120		07.05	05.10		13.0470-7174.2	LD7174			23732 17,3 +/WE ATE
	520 d	130		09.07	05.10		24.8190-0275.2	620275	1		Warnkontakt L=872mm
	520 i	125		06.04	05.10						
	523 i	130		07.05	03.07						
	523 i	140		03.07	05.10						
	525 d	120		12.04	05.10						
	525 d	130		05.04	03.07						
	525 d	145		03.07	05.10	- Behörde ⁴⁾					
	525 i	141		05.04	03.05						
	525 i	160		07.05	03.07						
	525 i	160		03.07	05.10	+ Motorcode N52N ⁹⁾					
	525 i	160		03.07	05.10	- Behörde/ + Motorcode N53 ⁵⁾					
	525 xd	145		03.07	05.10						
	525 xi	160		07.05	05.10						
	530 d	160		05.04	08.05						
	530 d	170		07.05	05.10	- Behörde ⁴⁾					
	530 d	173		03.07	05.10	- Behörde ⁴⁾					
	530 i	190		07.05	03.07						
	530 i	200		03.07	05.10	- Behörde/ + Motorcode N52N ⁶⁾					
	530 xd	170		07.05	03.07						
	530 xd	173		03.07	05.10						
	530 xi	190		07.05	03.07						
	530 xi	200		03.07	05.10						
	525 d	145		03.07	05.10	+ Behörde ¹⁾	13.0460-7169.2	607169			23309 17,3 +/WE ATE
	525 i	160		03.07	05.10	+ Behörde/ + Motorcode N53 ⁸⁾	13.0470-7169.2	LD7169			23309 17,3 +/WE ATE
	530 d	170		07.05	05.10	+ Behörde ¹⁾	24.8190-0275.2	620275	1		Warnkontakt L=872mm
	530 d	173		03.07	05.10	+ Behörde ¹⁾					
	530 i	200		03.07	05.10	+ Behörde/ + Motorcode N52N ²⁾					
	530 i	200		03.07	05.10	+ Motorcode N53 ³⁾					
	535 d	200		09.04	03.07						
	535 d	210		03.07	05.10						
	545 i	245		05.04	08.05						
	550 i	270		07.05	05.10						
	M5	373		02.07	05.10		13.0460-7169.2	607169			23309 17,3 +/WE ATE
							13.0470-7169.2	LD7169			23309 17,3 +/WE ATE
							24.8190-0279.2	620279	1		Warnkontakt L=992mm
	520 d	110		09.05	05.10		24.0120-0183.1	420183			320 20,0 18,4 V L +S +B
	520 d	120		07.05	05.10						
	520 d	130		09.07	05.10						
	520 i	125		06.04	05.10						
	523 i	130		07.05	03.07						
	523 i	140		03.07	05.10						
	525 d	120		12.04	05.10						
	525 d	130		05.04	03.07						
	525 d	145		03.07	05.10	- Behörde ⁴⁾					

1) + authority cars / + enti statali / + véhicule communal / + vehiculos oficiales
 2) + authority cars/+engine no.N52N / + enti statali/+codice mot.N52N / + véhicule communal/+moteur co.N52N / + vehiculos oficiales/+motor co.N52N
 3) + engine code N53 / + codice motore N53 / + moteur code N53 / + motor code N53
 4) - authority cars / - enti statali / - véhicule communal / - vehiculos oficiales
 5) - authority cars/+engine co.N53 / - enti statali/+codice mot.N53 / - véhicule communal/+moteur co.N53 / - vehiculos oficiales/+motor co.N53
 6) - authority cars/+engine co. N52N / - enti statali/+codice mot.N52N / - véhicule communal/+moteur co.N52N / - vehiculos oficiales/+motor co.N52N

7) two-piece brake disc / disco frenante en due parti / disque d.fr.en deux parties / disco de fr.de dos piezas
 8) + authority cars/+engine no.N53 / + enti statali/+codice mot.N53 / + véhicule communal/+moteur co.N53 / + vehiculos oficiales/+motor co.N53
 9) + engine code N52N / + codice motore N52N / + moteur code N52N / + motor code N52N





BMW 5er Reihe/E61 Touring (04-10)

	525 i	141		05.04	03.05	24.0120-0183.1	420183			320 20,0 18,4 V L +S +B	
	525 i	160		07.05	03.07						
	525 i	160		03.07	05.10						+ Motorcode N52N ¹⁾
	525 i	160		03.07	05.10						- Behörde/ + Motorcode N53 ²⁾
	530 d	160		05.04	08.05						- Behörde ³⁾
	530 d	170		07.05	05.10						- Behörde ³⁾
	530 d	173		03.07	05.10						- Behörde ³⁾
	530 i	190		07.05	03.07						
	530 i	200		03.07	05.10						- Behörde/ + Motorcode N52N ⁴⁾
	525 d	145		03.07	05.10						+ Behörde ⁵⁾
	525 i	160		03.07	05.10						+ Behörde/ + Motorcode N53 ⁷⁾
	530 d	160		05.04	08.05						+ Behörde ⁵⁾
	530 d	170		07.05	05.10						+ Behörde ⁵⁾
530 d	173		03.07	05.10	+ Behörde ⁵⁾						
530 i	200		03.07	05.10	+ Behörde/ + Motorcode N52N ⁸⁾						
530 i	200		03.07	05.10	+ Motorcode N53 ⁹⁾						
535 d	200		09.04	03.07							
535 d	210		03.07	05.10							
545 i	245		05.04	08.05							
550 i	270		07.05	05.10							
525 xd	145		03.07	05.10	24.0120-0213.1	420213			320 20,0 18,4 V L +S +B		
525 xi	160		07.05	05.10	24.0320-0213.1	520213			320 20,0 18,4 V L +S +B PD		
530 xd	170		07.05	03.07							
530 xd	173		03.07	05.10							
530 xi	190		07.05	03.07							
530 xi	200		03.07	05.10							
M5	373		02.07	05.10	24.0124-0235.2	424235		<input type="checkbox"/>	zweitellige Bremsscheibe ⁶⁾	370 24,0 22,4 V L +S +B	
					24.0124-0234.2	424234		<input type="checkbox"/>	zweitellige Bremsscheibe ⁶⁾	370 24,0 22,4 V L +S +B	
	M5	373		02.07	05.10	24.0711-5211.3	360273	2	<input type="checkbox"/>	Radsensor L=937	
	520 d	110		09.05	05.10	03.0137-0419.2	650419			185 x 30 Bremssack-Zubehör	
	520 d	120		07.05	05.10	03.0137-9288.2	669288				
	520 d	130		09.07	05.10						
	520 i	125		06.04	05.10						
	523 i	130		07.05	03.07						
	523 i	140		03.07	05.10						
	525 d	120		12.04	05.10						
	525 d	130		05.04	03.07						
	525 d	145		03.07	05.10						
	525 i	141		05.04	03.05						
	525 i	160		07.05	05.10						
	525 xd	145		03.07	05.10						
	525 xi	160		07.05	05.10						
	530 d	160		05.04	08.05						
	530 d	170		07.05	05.10						
	530 d	173		03.07	05.10						
	530 i	190		07.05	03.07						
	530 i	200		03.07	05.10						
	530 xd	170		07.05	03.07						
	530 xd	173		03.07	05.10						
	530 xi	190		07.05	03.07						
	530 xi	200		03.07	05.10						
	535 d	200		09.04	03.07						
535 d	210		03.07	05.10							
545 i	245		05.04	08.05							
550 i	270		07.05	05.10							
M5	373		02.07	05.10							

BMW 5er Reihe/F10 Limousine (10-)

	518 d	105		01.13		13.0460-7268.2	607268			24697 19,3 +/WE 24697 19,3 +/WE Warnkontakt L=1087mm
	518 d	110		07.14		13.0470-7268.2	LD7268			
	520 d	135		03.10		24.8190-0298.2	620298	1	<input type="checkbox"/>	
	520 d	140		07.14						
	520 d xDrive	135		02.13						
	520 d xDrive	140		07.14						
	520 i	120		09.11						
	520 i	135		09.11						
	523 i	150		03.10						
	525 d	150		03.10		24.8190-0298.2	620298	1	<input type="checkbox"/>	
	525 d	160		09.11						
	525 d xDrive	160		09.11						
	528 i	180		09.11						
528 i	190		03.10							
528 i xDrive	180		09.11							
530 d	180		03.10							
530 d	190		09.11							
530 d xDrive	190		03.11							
530 i	200		09.11							
525 d	150		03.10		13.0460-7267.2	607267			25045 19,5 +/WE 25045 19,5 +/WE Warnkontakt L=1087mm	
525 d	160		09.11		13.0470-7267.2	LD7267				
525 d xDrive	160		09.11		24.8190-0298.2	620298	1	<input type="checkbox"/>		
528 i	180		09.11							
528 i	190		03.10							
528 i xDrive	180		09.11							
530 d	180		03.10							

¹⁾ + engine code N52N / + codice motore N52N / + moteur code N52N / + motor code N52N

²⁾ - authority cars/+engine co.N53 / - enti statali/+codice mot.N53 / - véhicule communal/+moteur co.N53 / - vehiculos oficiales/+motor co.N53

³⁾ - authority cars / - enti statali / - véhicule communal / - vehiculos oficiales

⁴⁾ - authority cars/+engine co. N52N / - enti statali/+codice mot.N52N / - véhicule communal/+moteur co.N52N / - vehiculos oficiales/+motor co.N52N

⁵⁾ + authority cars / + enti statali / + véhicule communal / + vehiculos oficiales

⁶⁾ two-piece brake disc / disco frenante en due parti / disque d.fr.en deux parties / disco de fr.de dos piezas




















⁷⁾ + authority cars/+engine no.N53 / + enti statali/+codice mot.N53 / + véhicule communal/+moteur co.N53 / + vehiculos oficiales/+motor co.N53

⁸⁾ + authority cars/+engine no.N52N / + enti statali/+codice mot.N52N / + véhicule communal/+moteur co.N52N / + vehiculos oficiales/+motor co.N52N












⁹⁾ + engine code N53 / + codice motore N53 / + moteur code N53 / + motor code N53



¹⁰⁾ - heavy duty brake / - freno rinforzato / - frein renforcé / - freno reforzado

¹¹⁾ + heavy duty brake / + freno rinforzato / + frein renforcé / + freno reforzado

									
BMW 5er Reihe/F10 Limousine (10-)									
	530 d	190	09.11	+ verstärkte Bremse ¹⁾	13.0460-7267.2	607267		25045 19,5 +/WE 25045 19,5 +/WE Warnkontakt L=1087mm ATE ATE	
	530 d xDrive	190	03.11	+ verstärkte Bremse ¹⁾	13.0470-7267.2	LD7267			
	530 i	200	09.11	+ verstärkte Bremse ¹⁾	24.8190-0298.2	620298	1 		
	535 d	220	09.10						
	535 i	225	03.10						
	535 i xDrive	225	03.11						
	535 d	230	09.11		13.0460-7267.2	607267			
	535 d xDrive	230	09.11		24.8190-0298.2	620298	1 		
	550 i	300	03.10						
	550 i	330	05.13						
550 i xDrive	300	09.10							
550 i xDrive	330	05.13							
Active Hybrid 5	250	09.11							
M 550 d xDrive	280	03.12							
M5	412	09.11			24.8190-0298.2	620298	1 	Warnkontakt L=1087mm	
M5 Competition	423	01.14							
	518 d	105	01.13		24.0124-0239.2	424239		330 24,0 22,4 V L +S +B	
	518 d	110	07.14						
	520 d	135	03.10						
	520 d	140	07.14						
	520 d xDrive	135	02.13						
	520 d xDrive	140	07.14						
	520 i	120	09.11						
	520 i	135	09.11						
	523 i	150	03.10						
	530 i	200	09.11						
	525 d	150	03.10	- verstärkte Bremse ³⁾	24.0130-0218.2	430218			348 30,0 28,4 V L +S +B
	525 d	160	09.11	- verstärkte Bremse ³⁾					
	525 d xDrive	160	09.11	- verstärkte Bremse ³⁾					
	528 i	180	09.11	- verstärkte Bremse ³⁾					
	528 i	190	03.10	- verstärkte Bremse ³⁾					
	528 i xDrive	180	09.11	- verstärkte Bremse ³⁾					
	530 d	180	03.10	- verstärkte Bremse ³⁾					
	530 d	190	09.11	- verstärkte Bremse ³⁾					
530 d xDrive	190	03.11	- verstärkte Bremse ³⁾						
530 i	200	09.11	- verstärkte Bremse ³⁾						
525 d	150	03.10	+ verstärkte Bremse ¹⁾	24.0136-0115.2	436115		348 36,0 34,4 V L +S +B		
525 d	160	09.11	+ verstärkte Bremse ¹⁾	24.0136-0114.2	436114				
525 d xDrive	160	09.11	+ verstärkte Bremse ¹⁾						
528 i	180	09.11	+ verstärkte Bremse ¹⁾						
528 i	190	03.10	+ verstärkte Bremse ¹⁾						
528 i xDrive	180	09.11	+ verstärkte Bremse ¹⁾						
530 d	180	03.10	+ verstärkte Bremse ¹⁾						
530 d	190	09.11	+ verstärkte Bremse ¹⁾						
530 d xDrive	190	03.11	+ verstärkte Bremse ¹⁾						
530 i	200	09.11	+ verstärkte Bremse ¹⁾						
535 d	220	09.10							
535 d	230	09.11							
535 d xDrive	230	09.11							
535 i	225	03.10							
535 i xDrive	225	03.11							
Active Hybrid 5	250	09.11							
550 i	300	03.10		24.0136-0119.2	436119		374 36,0 34,4 V L +S +B		
550 i	330	05.13		24.0136-0118.2	436118				
550 i xDrive	300	09.10							
550 i xDrive	330	05.13							
M 550 d xDrive	280	03.12							
	518 d	105	01.13		13.0460-2760.2	602760		24561 17,7 +/WE/Zub/S LUC 24561 17,7 +/WE/Zub/S LUC Warnkontakt L=915mm	
	518 d	110	07.14		13.0470-2760.2	LD2760			
	520 d	135	03.10		24.8190-0312.2	620312	1		
	520 d	140	07.14						
	520 d xDrive	135	02.13						
	520 d xDrive	140	07.14						
	520 i	120	09.11						
	520 i	135	09.11						
	523 i	150	03.10						
	525 d	150	03.10						
	525 d	160	09.11						
	525 d xDrive	160	09.11						
	528 i	180	09.11						
	528 i	190	03.10						
	528 i xDrive	180	09.11						
	530 i	200	09.11						
	530 d	180	03.10		13.0460-2716.2	602716			24703 17,8 +/WE/Zub/S LUC 24703 17,8 +/WE/Zub/S LUC Warnkontakt L=915mm
530 d	190	09.11		13.0470-2716.2	LD2716				
530 d xDrive	190	03.11		24.8190-0312.2	620312	1			
535 d	220	09.10							
535 d	230	09.11							
535 d xDrive	230	09.11							
535 i	225	03.10							
535 i xDrive	225	03.11							
550 i	300	03.10							
550 i	330	05.13							
550 i xDrive	300	09.10							
550 i xDrive	330	05.13							
Active Hybrid 5	250	09.11							

1) + heavy duty brake / + freno rinforzato / + frein renforcé / + freno reforzado
2) two-piece brake disc / disco frenante in due parti / disque d.fr.en deux parties / disco de fr.de dos piezas
3) - heavy duty brake / - freno rinforzato / - frein renforcé / - freno reforzado
4) electric parking brake / fr.di stazionamento elettrico / frein à main électrique / freno de mano eléctrico

										
BMW 5er Reihe/F10 Limousine (10-)										
	M 550 d xDrive	280	03.12		13.0460-2716.2 13.0470-2716.2 24.8190-0312.2	602716 LD2716 620312	1	elektrische Feststellbremse ¹⁾ elektrische Feststellbremse ¹⁾	24703 17,8 +/WE/Zub/S LUC 24703 17,8 +/WE/Zub/S LUC Warnkontakt L=915mm	
	M5	412	09.11		13.0460-2716.2 13.0470-2716.2 24.8190-0008.2	602716 LD2716 620008	1	elektrische Feststellbremse ¹⁾ elektrische Feststellbremse ¹⁾	24703 17,8 +/WE/Zub/S LUC 24703 17,8 +/WE/Zub/S LUC Warnkontakt L=1000mm	
	M5 Competition	423	01.14							
	518 d	105	01.13		24.0120-0229.2	420229		zweiteilige Bremscheibe ²⁾	330 20,0 18,4 V L +S +B	
	518 d	110	07.14							
	520 d	135	03.10							
	520 d	140	07.14							
	520 d xDrive	135	02.13							
	520 d xDrive	140	07.14							
	520 i	120	09.11							
	520 i	135	09.11							
	523 i	150	03.10							
	525 d	150	03.10							
	525 d	160	09.11							
	525 d xDrive	160	09.11							
	528 i	180	09.11							
	528 i	190	03.10							
	528 i xDrive	180	09.11							
	530 d	180	03.10							
	530 i	200	09.11							
	530 d	190	09.11			24.0124-0233.2	424233		zweiteilige Bremscheibe ²⁾	345 24,0 22,4 V L +S +B
	530 d xDrive	190	03.11							
	535 d	220	09.10							
535 d	230	09.11								
535 d xDrive	230	09.11								
535 i	225	03.10								
535 i xDrive	225	03.11								
550 i	300	03.10								
550 i	330	05.13								
550 i xDrive	300	09.10								
550 i xDrive	330	05.13								
Active Hybrid 5	250	09.11								
M 550 d xDrive	280	03.12								

BMW 5er Reihe/F11 Touring (10-)									
	518 d	105	01.13	- verstärkte Bremse ³⁾	13.0460-7268.2 13.0470-7268.2 24.8190-0298.2	607268 LD7268 620298	1		24697 19,3 +/WE ATE 24697 19,3 +/WE ATE Warnkontakt L=1087mm
	518 d	110	05.14	- verstärkte Bremse ³⁾					
	520 d	135	09.10	- verstärkte Bremse ³⁾					
	520 d	140	05.14	- verstärkte Bremse ³⁾					
	520 d xDrive	135	02.13	- verstärkte Bremse ³⁾					
	520 d xDrive	140	05.14	- verstärkte Bremse ³⁾					
	520 i	135	09.11						
	523 i	150	09.10						
	518 d	105	01.13	+ verstärkte Bremse ⁴⁾	24.8190-0298.2	620298	1		Warnkontakt L=1087mm
	518 d	110	05.14	+ verstärkte Bremse ⁴⁾					
	520 d	135	09.10	+ verstärkte Bremse ⁴⁾					
	520 d xDrive	135	02.13	+ verstärkte Bremse ⁴⁾					
	525 d	150	09.10						
525 d	160	09.11	- verstärkte Bremse ³⁾						
525 d xDrive	160	09.11	- verstärkte Bremse ³⁾						
528 i	180	09.11							
528 i	190	09.10							
528 i xDrive	180	09.11							
530 d	180	09.10							
530 d	190	09.11	- verstärkte Bremse ³⁾						
530 d xDrive	190	03.11	- verstärkte Bremse ³⁾						
530 i	200	09.11							
520 d	140	05.14	+ verstärkte Bremse ⁴⁾	13.0460-7267.2 13.0470-7267.2 24.8190-0298.2	607267 LD7267 620298	1		25045 19,5 +/WE ATE 25045 19,5 +/WE ATE Warnkontakt L=1087mm	
520 d xDrive	140	05.14	+ verstärkte Bremse ⁴⁾						
525 d	160	09.11	+ verstärkte Bremse ⁴⁾						
525 d xDrive	160	09.11	+ verstärkte Bremse ⁴⁾						
530 d	190	09.11	+ verstärkte Bremse ⁴⁾						
530 d xDrive	190	03.11	+ verstärkte Bremse ⁴⁾						
535 d	220	09.10							
535 i	225	09.10							
535 i xDrive	225	09.11							
535 d	230	09.11		13.0460-7267.2 24.8190-0298.2	607267 620298	1		25045 19,5 +/WE ATE Warnkontakt L=1087mm	
535 d xDrive	230	09.11							
550 i	300	09.11							
550 i	330	05.13							
M 550 d xDrive	280	03.12							
	518 d	105	01.13	- verstärkte Bremse ³⁾	24.0124-0239.2	424239		zweiteilige Bremscheibe ²⁾	330 20,0 22,4 V L +S +B
	518 d	110	05.14	- verstärkte Bremse ³⁾					
	520 d	135	09.10	- verstärkte Bremse ³⁾					
	520 d	140	05.14	- verstärkte Bremse ³⁾					
	520 d xDrive	135	02.13	- verstärkte Bremse ³⁾					
	520 d xDrive	140	05.14	- verstärkte Bremse ³⁾					
	520 i	135	09.11						
523 i	150	09.10							
518 d	105	01.13	+ verstärkte Bremse ⁴⁾	24.0130-0218.2	430218		zweiteilige Bremscheibe ²⁾	348 30,0 28,4 V L +S +B	
518 d	110	05.14	+ verstärkte Bremse ⁴⁾						
520 d	135	09.10	+ verstärkte Bremse ⁴⁾						
520 d xDrive	135	02.13	+ verstärkte Bremse ⁴⁾						

¹⁾ electric parking brake / fr.di stazionamento elettrico / frein à main électrique / freno de mano eléctrico

²⁾ two-piece brake disc / disco frenante in due parti / disque d.fr.en deux parties / disco de fr.de dos piezas

³⁾ - heavy duty brake / - freno rinforzato / - frein renforcé / - freno reforzado

⁴⁾ + heavy duty brake / + freno rinforzato / + frein renforcé / + freno reforzado



BMW 5er Reihe/F11 Touring (10-)























	525 d	150	09.10		24.0130-0218.2	430218		zweiteilige Bremsscheibe ¹⁾	348 30,0 28,4 V L +S +B
	525 d	160	09.11	- verstärkte Bremse ²⁾					
	525 d xDrive	160	09.11	- verstärkte Bremse ²⁾					
	528 i	180	09.11						
	528 i	190	09.10						
	528 i xDrive	180	09.11						
	530 d	180	09.10						
	530 d	190	09.11	- verstärkte Bremse ²⁾					
	530 d xDrive	190	03.11	- verstärkte Bremse ²⁾					
	530 i	200	09.11						
	520 d	140	05.14	+ verstärkte Bremse ³⁾	24.0136-0115.2	436115		zweiteilige Bremsscheibe ¹⁾	348 36,0 34,4 V L +S +B
	520 d xDrive	140	05.14	+ verstärkte Bremse ³⁾	24.0136-0114.2	436114		zweiteilige Bremsscheibe ¹⁾	348 36,0 34,4 V L +S +B
	525 d	160	09.11	+ verstärkte Bremse ³⁾					
525 d xDrive	160	09.11	+ verstärkte Bremse ³⁾						
530 d	190	09.11	+ verstärkte Bremse ³⁾						
530 d xDrive	190	03.11	+ verstärkte Bremse ³⁾						
535 d	220	09.10	+ verstärkte Bremse ³⁾						
535 d	230	09.11							
535 d xDrive	230	09.11							
535 i	225	09.10							
535 i xDrive	225	09.11							
550 i	300	09.11		24.0136-0119.2	436119		zweiteilige Bremsscheibe ¹⁾	374 36,0 34,4 V L +S +B	
550 i	330	05.13		24.0136-0118.2	436118		zweiteilige Bremsscheibe ¹⁾	374 36,0 34,4 V L +S +B	
M 550 d xDrive	280	03.12							
	518 d	105	01.13	- verstärkte Bremse ²⁾	13.0460-2760.2	602760			24561 17,7 +/WE/Zub/S LUC
	518 d	110	05.14	- verstärkte Bremse ²⁾	13.0470-2760.2	LD2760			24561 17,7 +/WE/Zub/S LUC
	520 d	135	09.10	- verstärkte Bremse ²⁾	24.8190-0308.2	620308	1		Warnkontakt L=1110mm
	520 d	140	05.14	- verstärkte Bremse ²⁾					
	520 d xDrive	135	02.13	- verstärkte Bremse ²⁾					
	520 d xDrive	140	05.14	- verstärkte Bremse ²⁾					
	520 i	135	09.11						
	523 i	150	09.10						
	525 d	150	09.10	- verstärkte Bremse ²⁾					
	525 d	160	09.11	- verstärkte Bremse ²⁾					
	525 d xDrive	160	09.11	- verstärkte Bremse ²⁾					
	528 i	180	09.11						
	528 i	190	09.10						
	528 i xDrive	180	09.11						
	530 d	180	09.10						
	530 d	190	09.11	- verstärkte Bremse ²⁾					
	530 i	200	09.11						
	518 d	105	01.13	+ verstärkte Bremse ³⁾	13.0460-2716.2	602716			24703 17,8 +/WE/Zub/S LUC
	518 d	110	05.14	+ verstärkte Bremse ³⁾	13.0470-2716.2	LD2716			24703 17,8 +/WE/Zub/S LUC
	520 d	135	09.10	+ verstärkte Bremse ³⁾	24.8190-0308.2	620308	1		Warnkontakt L=1110mm
	520 d	140	05.14	+ verstärkte Bremse ³⁾					
	520 d xDrive	135	02.13	+ verstärkte Bremse ³⁾					
	520 d xDrive	140	05.14	+ verstärkte Bremse ³⁾					
525 d	160	09.11	+ verstärkte Bremse ³⁾						
525 d xDrive	160	09.11	+ verstärkte Bremse ³⁾						
530 d	190	09.11	+ verstärkte Bremse ³⁾						
530 d xDrive	190	03.11	+ verstärkte Bremse ³⁾						
535 d	220	09.10							
535 d	230	09.11							
535 d xDrive	230	09.11							
535 i	225	09.10							
535 i xDrive	225	09.11							
550 i	300	09.11							
550 i	330	05.13							
M 550 d xDrive	280	03.12							
	518 d	105	01.13	- verstärkte Bremse ²⁾	24.0120-0229.2	420229		zweiteilige Bremsscheibe ¹⁾	330 20,0 18,4 V L +S +B
	518 d	110	05.14	- verstärkte Bremse ²⁾					
	520 d	135	09.10	- verstärkte Bremse ²⁾					
	520 d	140	05.14	- verstärkte Bremse ²⁾					
	520 d xDrive	135	02.13	- verstärkte Bremse ²⁾					
	520 d xDrive	140	05.14	- verstärkte Bremse ²⁾					
	520 i	135	09.11						
	523 i	150	09.10						
	525 d	150	09.10						
	525 d	160	09.11	- verstärkte Bremse ²⁾					
	525 d xDrive	160	09.11	- verstärkte Bremse ²⁾					
	528 i	180	09.11						
	528 i	190	09.10						
528 i xDrive	180	09.11							
530 d	180	09.10							
530 d	190	09.11	- verstärkte Bremse ²⁾						
530 i	200	09.11							
518 d	105	01.13	+ verstärkte Bremse ³⁾	24.0124-0233.2	424233		zweiteilige Bremsscheibe ¹⁾	345 24,0 22,4 V L +S +B	
518 d	110	05.14	+ verstärkte Bremse ³⁾						
520 d	135	09.10	+ verstärkte Bremse ³⁾						
520 d	140	05.14	+ verstärkte Bremse ³⁾						
520 d xDrive	135	02.13	+ verstärkte Bremse ³⁾						
520 d xDrive	140	05.14	+ verstärkte Bremse ³⁾						
525 d	160	09.11	+ verstärkte Bremse ³⁾						
525 d xDrive	160	09.11	+ verstärkte Bremse ³⁾						
530 d	190	09.11	+ verstärkte Bremse ³⁾						
530 d xDrive	190	03.11	+ verstärkte Bremse ³⁾						
535 d	220	09.10							

¹⁾ two-piece brake disc / disco frenante in due parti / disque d.fr.en deux parties / disco de fr.de dos piezas

²⁾ - heavy duty brake / - freno rinforzato / - frein renforcé / - freno reforzado

³⁾ + heavy duty brake / + freno rinforzato / + frein renforcé / + freno reforzado






















									
BMW 5er Reihe/F11 Touring (10-)									
	535 d	230		09.11		24.0124-0233.2	424233	zweiteilige Bremsscheibe ¹⁾	345 24,0 22,4 V L +S +B
	535 d xDrive	230		09.11					
	535 i	225		09.10					
	535 i xDrive	225		09.11					
	550 i	300		09.11					
	550 i	330		05.13					
	M 550 d xDrive	280		03.12					
BMW 5er Reihe/F07 GT GRAN TURISMO (09-)									
	520 d	135		10.11		13.0460-7267.2	607267		25045 19,5 +/WE ATE
	530 d	155		07.10		13.0470-7267.2	LD7267		25045 19,5 +/WE ATE
	530 d	180		10.09		24.8190-0298.2	620298	1 	Warnkontakt L=1087mm
	530 d	190		10.09					
	530 d xDrive	180		09.10					
	530 d xDrive	190		10.09					
	535 d	220		03.10					
	535 d xDrive	220		09.10					
	535 i	225		10.09					
	535 i xDrive	225		09.10					
	535 d	230		02.12		13.0460-7267.2	607267		25045 19,5 +/WE ATE
	535 d xDrive	230		02.12		24.8190-0298.2	620298	1	Warnkontakt L=1087mm
	550 i	300		10.09	02.10	13.0460-7261.2	607261	1 	24436 19,7 +/WE ATE
	550 i	330		05.12		24.8190-0260.2	620260		Warnkontakt L=1060mm
	550 i xDrive	300		09.10		13.0460-7261.2	607261	1 	24436 19,7 +/WE ATE
	550 i xDrive	330		05.12		24.8190-0298.2	620298		Warnkontakt L=1087mm
	520 d	135		10.11		24.0136-0115.2	436115	 zweiteilige Bremsscheibe ¹⁾	348 36,0 34,4 V L +S +B
	530 d	155		07.10		24.0136-0114.2	436114	 zweiteilige Bremsscheibe ¹⁾	348 36,0 34,4 V L +S +B
	530 d	180		10.09					
	530 d	190		10.09					
	530 d xDrive	180		09.10					
	530 d xDrive	190		10.09					
	535 d	220		03.10					
	535 d	230		02.12					
	535 d xDrive	220		09.10					
	535 d xDrive	230		02.12					
	535 i	225		10.09					
	535 i xDrive	225		09.10					
	550 i	300		10.09		24.0136-0121.2	436121	 zweiteilige Bremsscheibe ¹⁾	374 36,0 34,4 V L +S +B
	550 i	330		05.12		24.0136-0120.2	436120	 zweiteilige Bremsscheibe ¹⁾	374 36,0 34,4 V L +S +B
	550 i xDrive	300		09.10					
	550 i xDrive	330		05.12					
	550 i xDrive	300		09.10					
	550 i xDrive	330		05.12					
	550 i	300		10.09					
	550 i	330		05.12					
	550 i xDrive	300		09.10					
	550 i xDrive	330		05.12					
	550 i	300		10.09					
	550 i	330		05.12					
	550 i xDrive	300		09.10					
	550 i xDrive	330		05.12					
	520 d	135		10.11		13.0460-7274.2	607274		23731 17,3 +/WE ATE
	530 d	155		07.10		24.8190-0300.2	620300	1	Warnkontakt L=1054mm
	530 d	180		10.09					
	530 d	190		10.09					
	530 d xDrive	180		09.10					
	530 d xDrive	190		10.09					
	535 d	220		03.10					
	535 d	230		02.12					
	535 d xDrive	220		09.10					
	535 d xDrive	230		02.12					
	535 i	225		10.09					
	535 i xDrive	225		09.10					
	550 i	300		10.09					
	550 i	330		05.12					
	550 i xDrive	300		09.10					
	550 i xDrive	330		05.12					
	520 d	135		10.11		24.0124-0233.2	424233	zweiteilige Bremsscheibe ¹⁾	345 24,0 22,4 V L +S +B
	530 d	155		07.10					
	530 d	180		10.09					
	530 d	190		10.09					
	530 d xDrive	180		09.10					
	530 d xDrive	190		10.09					
	535 d	220		03.10					
	535 d	230		02.12					
	535 d xDrive	220		09.10					
	535 d xDrive	230		02.12					
	535 i	225		10.09					
	535 i xDrive	225		09.10					
	550 i	300		10.09		24.0124-0241.1	424241		370 23,9 22,4 V L +S +B
	550 i	330		05.12					
	550 i xDrive	300		09.10					
	550 i xDrive	330		05.12					
	520 d	135		10.11		03.0137-0419.2	650419		185 x 30
	530 d	155		07.10		03.0137-9288.2	669288		Bremsbacken-Zubehör
	530 d	180		10.09					
	530 d	190		10.09					
	530 d xDrive	180		09.10					
	530 d xDrive	190		10.09					
	535 d	220		03.10					
	535 d	230		02.12					
	535 d xDrive	220		09.10					





















¹⁾ two-piece brake disc / disco frenante in due parti / disque d.fr.en deux parties / disco de fr.de dos piezas

²⁾ + heavy duty brake / + freno rinforzato / + frein renforcé / + freno reforzado

³⁾ - heavy duty brake / - freno rinforzato / - frein renforcé / - freno reforzado


























											
BMW 5er Reihe/F07 GT GRAN TURISMO (09-)											
	535 d xDrive 535 i 535 i xDrive 550 i 550 i 550 i xDrive 550 i xDrive	230 225 225 300 330 300 330	02.12 10.09 09.10 10.09 05.12 09.10 05.12		03.0137-0419.2 03.0137-9288.2	650419 669288		185 x 30 Bremsbacken-Zubehör			
BMW 6er Reihe/E63 Coupe (04-11)											
	630 i 630 i	190 200	07.04 09.07	08.07 05.11				23312 20,3 +/WE 23312 20,3 +/WE 23312 20,3 +/WE 23312 20,3 +/WE Warnkontakt L=662mm	ATE ATE ATE ATE		
	645 Ci	245	12.03	08.07				23312 20,3 +/WE Warnkontakt L=662mm	ATE		
	635 d	210	09.07	05.11				23791 20,8 +/WE 23791 20,8 +/WE Warnkontakt L=662mm	ATE ATE		
	650 i	270	07.05	05.11				23791 20,8 +/WE Warnkontakt L=662mm	ATE		
	M6	373	06.05	05.11				23791 20,8 +/WE Warnkontakt L=662mm Warnkontakt L=674mm	ATE		
	630 i	190	07.04	08.07				24.0130-0173.1 430173 24.0330-0173.1 530173	324 30,0 28,4 V L +S +B 324 30,0 27,6 V L +S +B PD		
	630 i 645 Ci	200 245	09.07 12.03	05.11 08.07				24.0130-0186.2 430186	zweitellige Bremsscheibe 1)	348 30,0 28,4 V L +S +B	
	635 d 650 i	210 270	09.07 07.05	05.11 05.11				24.0136-0106.2 436106	zweitellige Bremsscheibe 1)	348 36,0 34,4 V L +S +B	
	M6	373	06.05	05.11				24.0136-0117.2 436117 24.0136-0116.2 436116	zweitellige Bremsscheibe 1) zweitellige Bremsscheibe 1)	374 36,0 34,4 V L +S +B 374 36,0 34,4 V L +S +B	
	M6	373	06.05	05.11				24.0711-6142.3 360135	2	Radsensor L=577	
	630 i	190	07.04	08.07				13.0460-7174.2 607174 13.0470-7174.2 LD7174 24.8190-0274.2 620274	1	23732 17,3 +/WE 23732 17,3 +/WE Warnkontakt L=664mm	ATE ATE
	630 i 635 d 645 Ci 650 i	200 210 245 270	09.07 09.07 12.03 07.05	05.11 05.11 08.07 05.11				13.0460-7169.2 607169 13.0470-7169.2 LD7169 24.8190-0274.2 620274	1	23309 17,3 +/WE 23309 17,3 +/WE Warnkontakt L=664mm	ATE ATE
	M6	373	06.05	05.11				24.8190-0274.2 620274	1	Warnkontakt L=664mm	
	630 i	190	07.04	08.07				24.0120-0183.1 420183		320 20,0 18,4 V L +S +B	
	630 i 635 d 645 Ci 650 i	200 210 245 270	09.07 09.07 12.03 07.05	05.11 05.11 08.07 05.11				24.0124-0201.2 424201		345 24,0 22,4 V L +S +B	
	M6	373	06.05	05.11				24.0124-0235.2 424235 24.0124-0234.2 424234	zweitellige Bremsscheibe 1) zweitellige Bremsscheibe 1)	370 24,0 22,4 V L +S +B 370 24,0 22,4 V L +S +B	
	M6	373	06.05	05.11				24.0711-5162.3 360170	2	Radsensor L=719	
	630 i 630 i 635 d 645 Ci 650 i M6	190 200 210 245 270 373	07.04 09.07 09.07 12.03 07.05 06.05	08.07 05.11 05.11 08.07 05.11 05.11				03.0137-0419.2 650419 03.0137-9288.2 669288		185 x 30 Bremsbacken-Zubehör	
BMW 6er Reihe/E64 Cabrio (04-11)											
	630 i 630 i	190 200	07.04 09.07	08.07 02.11				13.0460-7167.2 607167 13.0470-7167.2 LD7167 13.0460-7296.2 607296 13.0470-7296.2 LD7296 24.8190-0273.2 620273	1	23312 20,3 +/WE 23312 20,3 +/WE 23312 20,3 +/WE 23312 20,3 +/WE Warnkontakt L=662mm	ATE ATE ATE ATE
	645 Ci	245	04.04	08.07				13.0460-7167.2 607167 24.8190-0273.2 620273	1	23312 20,3 +/WE Warnkontakt L=662mm	ATE
	635 d	210	09.07	02.11				13.0460-7210.2 607210 13.0470-7210.2 LD7210 24.8190-0273.2 620273	1	23791 20,8 +/WE 23791 20,8 +/WE Warnkontakt L=662mm	ATE ATE
	650 i	270	07.05	02.11				13.0460-7210.2 607210 24.8190-0273.2 620273	1	23791 20,8 +/WE Warnkontakt L=662mm	ATE
	M6	373	07.06	02.11				13.0460-7210.2 607210 24.8190-0273.2 620273 24.8190-0276.2 620276	1	23791 20,8 +/WE Warnkontakt L=662mm Warnkontakt L=674mm	ATE
	630 i	190	07.04	08.07				24.0130-0173.1 430173 24.0330-0173.1 530173		324 30,0 28,4 V L +S +B 324 30,0 27,6 V L +S +B PD	
	630 i 645 Ci	200 245	09.07 04.04	02.11 08.07				24.0130-0186.2 430186		zweitellige Bremsscheibe 1)	348 30,0 28,4 V L +S +B
	635 d 650 i	210 270	09.07 07.05	02.11 02.11				24.0136-0106.2 436106		zweitellige Bremsscheibe 1)	348 36,0 34,4 V L +S +B
	M6	373	07.06	02.11				24.0136-0117.2 436117 24.0136-0116.2 436116	zweitellige Bremsscheibe 1) zweitellige Bremsscheibe 1)	374 36,0 34,4 V L +S +B 374 36,0 34,4 V L +S +B	

1) two-piece brake disc / disco frenante in due parti / disque d.fr.en deux parties / disco de fr.de dos piezas

											
BMW 6er Reihe/E64 Cabrio (04-11)											
	M6	373		07.06	02.11		24.0711-6142.3	360135	2		Radsensor L=577
	630 i	190		07.04	08.07		13.0460-7174.2	607174	1		23732 17,3 +/WE ATE 23732 17,3 +/WE ATE Warnkontakt L=664mm
	630 i	200		09.07	02.11		13.0460-7169.2	607169			23309 17,3 +/WE ATE
	635 d	210		09.07	02.11		13.0470-7174.2	LD7174			23309 17,3 +/WE ATE
	645 Ci	245		04.04	08.07		24.8190-0274.2	620274	1		Warnkontakt L=664mm
	650 i	270		07.05	02.11						
	M6	373		07.06	02.11		24.8190-0274.2	620274	1		Warnkontakt L=664mm
	630 i	190		07.04	08.07		24.0120-0183.1	420183			320 20,0 18,4 V L +S +B
	630 i	200		09.07	02.11		24.0124-0201.2	424201		zweiteilige Bremsscheibe 1)	345 24,0 22,4 V L +S +B
	635 d	210		09.07	02.11						
	645 Ci	245		04.04	08.07						
	650 i	270		07.05	02.11						
	M6	373		07.06	02.11		24.0124-0235.2	424235		zweiteilige Bremsscheibe 1)	370 24,0 22,4 V L +S +B
							24.0124-0234.2	424234		zweiteilige Bremsscheibe 1)	370 24,0 22,4 V L +S +B
	M6	373		07.06	02.11		24.0711-5162.3	360170	2		Radsensor L=719
	630 i	190		07.04	08.07		03.0137-0419.2	650419			185 x 30
	630 i	200		09.07	02.11		03.0137-9288.2	669288			Bremsbacken-Zubehör
	635 d	210		09.07	02.11						
	645 Ci	245		04.04	08.07						
	650 i	270		07.05	02.11						
BMW 6er Reihe/F12 Cabrio (11-)											
	640 d	230		06.11			13.0460-7267.2	607267	1		25045 19,5 +/WE ATE
	640 d xDrive	230		03.12			24.8190-0298.2	620298			Warnkontakt L=1087mm
	640 i	235		03.11							
	640 i xDrive	235		01.13							
	650 i	300		03.11							
	650 i	330		10.11							
	650 i xDrive	300		06.11							
	650 i xDrive	330		09.12							
	M6	412		06.12			24.8190-0298.2	620298	1		Warnkontakt L=1087mm
	M6	441		07.15							
	M6 Competition	423		02.14							
	640 d	230		06.11			24.0136-0115.2	436115		zweiteilige Bremsscheibe 1)	348 36,0 34,4 V L +S +B
	640 d xDrive	230		03.12			24.0136-0114.2	436114		zweiteilige Bremsscheibe 1)	348 36,0 34,4 V L +S +B
	640 i	235		03.11							
	640 i xDrive	235		01.13							
	650 i	300		03.11			24.0136-0119.2	436119		zweiteilige Bremsscheibe 1)	374 36,0 34,4 V L +S +B
	650 i	330		10.11			24.0136-0118.2	436118		zweiteilige Bremsscheibe 1)	374 36,0 34,4 V L +S +B
	650 i xDrive	300		06.11							
	650 i xDrive	330		09.12							
	640 d	230		06.11			13.0460-2716.2	602716	1		24703 17,8 +/WE/Zub/S LUC
	640 d xDrive	230		03.12			13.0470-2716.2	LD2716			24703 17,8 +/WE/Zub/S LUC
	640 i	235		03.11			24.8190-0312.2	620312			Warnkontakt L=915mm
	640 i xDrive	235		01.13							
	650 i	300		03.11							
	650 i	330		10.11							
	650 i xDrive	300		06.11							
	650 i xDrive	330		09.12							
	M6	412		06.12			13.0460-2716.2	602716		- M Carbon Keramik Bremse 2)	24703 17,8 +/WE/Zub/S LUC
	M6	441		07.15			13.0470-2716.2	LD2716		- M Carbon Keramik Bremse 2)	24703 17,8 +/WE/Zub/S LUC
	M6 Competition	423		02.14			24.8190-0008.2	620008	1		Warnkontakt L=1000mm
	640 d	230		06.11			24.0124-0233.2	424233		zweiteilige Bremsscheibe 1)	345 24,0 22,4 V L +S +B
	640 d xDrive	230		03.12							
	640 i	235		03.11							
	640 i xDrive	235		01.13							
	650 i	300		03.11							
	650 i	330		10.11							
	650 i xDrive	300		06.11							
	650 i xDrive	330		09.12							
BMW 6er Reihe/F13 Coupe (11-)											
	640 d	230		06.11			13.0460-7267.2	607267	1		25045 19,5 +/WE ATE
	640 d xDrive	230		03.12			24.8190-0298.2	620298			Warnkontakt L=1087mm
	640 i	235		06.11							
	640 i xDrive	235		01.13							
	650 i	300		06.11							
	650 i	330		09.12							
	650 i xDrive	300		06.11							
	650 i xDrive	330		09.12							
	M6	412		06.12			24.8190-0298.2	620298	1		Warnkontakt L=1087mm
	M6	441		07.15							
	M6 Competition	423		02.14							
	640 d	230		06.11			24.0136-0115.2	436115		zweiteilige Bremsscheibe 1)	348 36,0 34,4 V L +S +B
	640 d xDrive	230		03.12			24.0136-0114.2	436114		zweiteilige Bremsscheibe 1)	348 36,0 34,4 V L +S +B
	640 i	235		06.11							
	640 i xDrive	235		01.13							




















1) two-piece brake disc / disco frenante in due parti / disque d.fr.en deux parties / disco de fr.de dos piezas

















2) - M Carbon ceramic brake / - M Carbon freno in ceramica / - M Carbon frein de céramique / - M Carbon freno de cerámica

									
BMW 6er Reihe/F13 Coupe (11-)									
	650 i	300	06.11		24.0136-0119.2	436119		zweiteilige Bremsscheibe ¹⁾	374 36,0 34,4 V L +S +B
	650 i	330	09.12		24.0136-0118.2	436118		zweiteilige Bremsscheibe ¹⁾	374 36,0 34,4 V L +S +B
	650 i xDrive	300	06.11						
	650 i xDrive	330	09.12						
	640 d	230	06.11		13.0460-2716.2	602716			24703 17,8 +/WE/Zub/S LUC
	640 d xDrive	230	03.12		13.0470-2716.2	LD2716			24703 17,8 +/WE/Zub/S LUC
	640 i	235	06.11		24.8190-0312.2	620312	1		Warnkontakt L=915mm
	640 i xDrive	235	01.13						
	650 i	300	06.11						
	650 i	330	09.12						
	650 i xDrive	300	06.11						
	650 i xDrive	330	09.12						
	M6	412	06.12		13.0460-2716.2	602716		- M Carbon Keramik Bremse ²⁾	24703 17,8 +/WE/Zub/S LUC
	M6	441	07.15		13.0470-2716.2	LD2716		- M Carbon Keramik Bremse ²⁾	24703 17,8 +/WE/Zub/S LUC
	M6 Competition	423	02.14		24.8190-0008.2	620008	1		Warnkontakt L=1000mm
	640 d	230	06.11		24.0124-0233.2	424233		zweiteilige Bremsscheibe ¹⁾	345 24,0 22,4 V L +S +B
	640 d xDrive	230	03.12						
	640 i	235	06.11						
	640 i xDrive	235	01.13						
	650 i	300	06.11						
	650 i	330	09.12						
	650 i xDrive	300	06.11						
	650 i xDrive	330	09.12						
BMW 6er Reihe/F06 Gran Coupe (11-)									
	640 d	230	09.11		13.0460-7267.2	607267	1		25045 19,5 +/WE ATE
	640 d xDrive	230	01.13		24.8190-0298.2	620298			Warnkontakt L=1087mm
	640 i	235	03.12						
	640 i xDrive	235	01.13						
	650 i	330	11.11						
	650 i xDrive	330	11.11						
	M6	412	12.12		24.8190-0298.2	620298	1		Warnkontakt L=1087mm
	M6	441	07.15						
	M6 Competition	423	02.14						
	640 d	230	09.11		24.0136-0115.2	436115			zweiteilige Bremsscheibe ¹⁾
	640 d xDrive	230	01.13		24.0136-0114.2	436114			zweiteilige Bremsscheibe ¹⁾
	640 i	235	03.12						
	640 i xDrive	235	01.13						
	650 i	330	11.11		24.0136-0119.2	436119			zweiteilige Bremsscheibe ¹⁾
	650 i xDrive	330	11.11		24.0136-0118.2	436118			zweiteilige Bremsscheibe ¹⁾
	650 i	330	09.12		13.0460-2716.2	602716			24703 17,8 +/WE/Zub/S LUC
	640 d xDrive	230	01.13		13.0470-2716.2	LD2716			24703 17,8 +/WE/Zub/S LUC
	640 i	235	03.12		24.8190-0312.2	620312	1		Warnkontakt L=915mm
	640 i xDrive	235	01.13						
	650 i	330	11.11						
	650 i xDrive	330	11.11						
	M6	412	12.12		13.0460-2716.2	602716		- M Carbon Keramik Bremse ²⁾	24703 17,8 +/WE/Zub/S LUC
	M6	441	07.15		13.0470-2716.2	LD2716		- M Carbon Keramik Bremse ²⁾	24703 17,8 +/WE/Zub/S LUC
	M6 Competition	423	02.14		24.8190-0008.2	620008	1		Warnkontakt L=1000mm
	640 d	230	09.11		24.0124-0233.2	424233			345 24,0 22,4 V L +S +B
	640 d xDrive	230	01.13						
	640 i	235	03.12						
	640 i xDrive	235	01.13						
	650 i	330	11.11						
	650 i xDrive	330	11.11						
BMW 7er Reihe/E38 (93-01)									
	725 tds	105	05.96	11.01	13.0460-4965.2	604965	1		21471 18,0 /WE BRE
	728 i	142	07.95	11.01	13.0460-0267.2	610267			Belagsatz-Zubehör
	728 iL	142	01.96	11.01	24.8190-0208.2	620208			Warnkontakt L=569mm
	730 d		09.98	11.01					
	730 i		07.93	11.01					
	730 iL		05.94	11.01					
	735 i	173	01.96	11.01					
	735 iL	173	01.96	11.01					
	740 i	210	07.93	11.01	13.0460-7078.2	607078			21486 19,3 +/WE ATE
	740 iL	210	05.94	11.01	13.0470-7078.2	LD7078			21486 19,3 +/WE ATE
					24.8190-0208.2	620208	1		Warnkontakt L=569mm
	750 i	240	11.93	08.98	13.0460-7183.2	607183			21484 20,5 +/WE ATE
	750 iL	240	01.94	08.98	24.8190-0232.2	620232	1		Warnkontakt L=578mm
	740 d	180	05.99	11.01	13.0460-7183.2	607183			21484 20,5 +/WE ATE
	750 i	240	09.98	11.01	24.8190-0234.2	620234	1		Warnkontakt L=585mm
	750 iL	240	09.98	11.01					
	725 tds	105	05.96	11.01	24.0128-0105.1	428105			316 28,0 26,4 V L +S +B
	728 i	142	07.95	11.01					
	728 iL	142	01.96	11.01					
	730 d		09.98	11.01					
	730 i		07.93	11.01					
	730 iL		05.94	11.01					
	735 i	173	01.96	11.01					
	735 iL	173	01.96	11.01					
	740 i	210	07.93	11.01	24.0130-0101.1	430101			324 30,0 28,4 V L +S +B
	740 iL	210	05.94	11.01					
	740 d	180	05.99	11.01	24.0132-0113.1	432113			334 31,9 30,4 V L +S +B
	750 i	240	11.93	11.01					

¹⁾ two-piece brake disc / disco frenante en due parti / disque d.fr.en deux parties / disco de fr.de dos piezas

²⁾ - M Carbon ceramic brake / - M Carbon freno en cerámica / - M Carbon frein de céramique / - M Carbon freno de cerámica





















										
BMW 7er Reihe/E38 (93-01)										
	750 iL	240		01.94	11.01		24.0132-0113.1	432113	334 31,9 30,4 VL +S +B	
	725 tds	105		05.96	08.98		24.0710-2005.1	360212	2 	Radsensor L=607
	728 i	142		07.95	08.98					
	728 iL	142		01.96	08.98					
	730 i			07.93	08.98					
	730 iL			05.94	08.98					
	735 i	173		01.96	08.98					
	735 iL	173		01.96	08.98					
	740 i	210		07.93	08.98					
	740 iL	210		05.94	08.98					
	750 i	240		11.93	08.98					
	750 iL	240		01.94	08.98					
	725 tds	105		09.98	11.01		24.0710-2008.1	360215	2 	Radsensor L=610
	728 i	142		09.98	11.01					
	728 iL	142		09.98	11.01					
	730 d			09.98	11.01					
	730 i			09.98	11.01					
	730 iL			09.98	11.01					
	735 i	173		09.98	11.01					
	735 iL	173		09.98	11.01					
	740 d	180		05.99	11.01					
	740 i	210		09.98	11.01					
	740 iL	210		09.98	11.01					
	750 i	240		09.98	11.01					
	750 iL	240		09.98	11.01					
	725 tds	105		05.96	11.01		13.0460-7079.2	607079		21487 17,3 +/WE ATE
	728 i	142		07.95	11.01		13.0470-7079.2	LD7079		21487 17,3 +/WE ATE
	728 iL	142		01.96	11.01		24.8190-0209.2	620209	1	Warmkontakt L=620mm
	730 d			09.98	11.01					
	730 i			07.93	11.01					
	730 iL			05.94	11.01					
	735 i	173		01.96	11.01					
	735 iL	173		01.96	11.01					
	740 d	180		05.99	11.01					
	740 i	210		07.93	11.01					
	740 iL	210		05.94	11.01					
	750 i	240		11.93	11.01					
	750 iL	240		01.94	11.01					
	725 tds	105		05.96	11.01		24.0112-0132.1	412132		324 12,0 10,4 L +S +B
	728 i	142		07.95	11.01					
	728 iL	142		01.96	11.01					
	730 d			09.98	11.01					
	730 i			07.93	11.01					
	730 iL			05.94	11.01					
	735 i	173		01.96	11.01					
	735 iL	173		01.96	11.01					
	740 i	210		07.93	11.01					
	740 iL	210		05.94	11.01					
	740 d	180		05.99	11.01		24.0120-0182.1	420182		328 20,0 18,4 VL +S +B
	750 i	240		11.93	11.01					
	750 iL	240		01.94	11.01					
	725 tds	105		05.96	08.98		24.0710-2006.1	360213	2 	Radsensor L=1000
	728 i	142		07.95	08.98					
	728 iL	142		01.96	08.98					
	730 i			07.93	08.98					
	730 iL			05.94	08.98					
	735 i	173		01.96	08.98					
	735 iL	173		01.96	08.98					
	740 i	210		07.93	08.98					
	740 iL	210		05.94	08.98					
	750 i	240		11.93	08.98					
	750 iL	240		01.94	08.98					
	725 tds	105		09.98	11.01		24.0710-2003.1	360210	2 	Radsensor L=1029
	728 i	142		09.98	11.01					
	728 iL	142		09.98	11.01					
	730 d			09.98	11.01					
	730 i			09.98	11.01					
	730 iL			09.98	11.01					
	735 i	173		09.98	11.01					
	735 iL	173		09.98	11.01					
	740 d	180		05.99	11.01					
	740 i	210		09.98	11.01					
	740 iL	210		09.98	11.01					
	750 i	240		09.98	11.01					
	750 iL	240		09.98	11.01					
	725 tds	105		05.96	11.01		03.0137-0150.2	650150		180 x 25
	728 i	142		07.95	11.01		03.0137-9062.2	669062		Bremsbacken-Zubehör
	728 iL	142		01.96	11.01					
	730 d			09.98	11.01					
	730 i			07.93	11.01					
	730 iL			05.94	11.01					
	735 i	173		01.96	11.01					
	735 iL	173		01.96	11.01					
	740 d	180		05.99	11.01					

	 kW							
BMW 7er Reihe/E38 (93-01)								
	740 i	210	07.93	11.01	03.0137-0150.2	650150		180 x 25
	740 iL	210	05.94	11.01	03.0137-9062.2	669062		Bremsbacken-Zubehör
	750 i	240	11.93	11.01				
	750 iL	240	01.94	11.01				
BMW 7er Reihe/E65/E66 (02-08)								
	730 d	160	09.02	08.08	13.0460-7167.2	607167		23312 20,3 +/WE ATE
	730 d,Ld	170	03.05	08.08	13.0470-7167.2	LD7167		23312 20,3 +/WE ATE
	730 i,Li	170	03.03	08.08	24.8190-0230.2	620230	1	Warnkontakt L=814mm
	730 i,Li	190	07.05	08.08				
	735 i,Li	200	11.01	08.08	13.0460-7167.2	607167		23312 20,3 +/WE ATE
	740 d	190	09.02	08.08	24.8190-0230.2	620230	1	Warnkontakt L=814mm
	740 i,Li	225	03.05	08.08				
	745 i,Li	245	11.01	08.08				
	750 i,Li	270	03.05	08.08				
	760 i,Li	327	03.03	08.08				
								- Europa ¹⁾
								- Europa ¹⁾
	745 d		03.05	08.08	13.0460-7210.2	607210		23791 20,8 +/WE ATE
	750 i,Li	270	03.05	08.08	24.8190-0230.2	620230	1	Warnkontakt L=814mm
	760 i,Li	327	03.03	08.08				
								+ Europa ²⁾
								+ Europa ²⁾
	730 d	160	09.02	02.05	24.0130-0117.1	430117		324 30,0 28,4 V L + B
	730 i,Li	170	03.03	08.08				
	730 i,Li	190	07.05	08.08				
	735 i,Li	200	11.01	08.08				
	730 d,Ld	170	03.05	08.08	24.0130-0118.1	430118		348 30,0 28,4 V L + B
	740 d	190	09.02	08.08				
	740 i,Li	225	03.05	08.08				
	745 i,Li	245	11.01	08.08				
	750 i,Li	270	03.05	08.08				
	760 i,Li	327	03.03	08.08				
								- Europa ¹⁾
								- Europa ¹⁾
	745 d		03.05	08.08	24.0136-0101.1	436101		374 36,0 34,4 V L + B
	760 i,Li	327	03.03	08.08				
								+ Europa ²⁾
								+ Europa ²⁾
	730 d	160	09.02	02.05	13.0460-7168.2	607168		23447 17,3 +/WE ATE
	730 i,Li	170	03.03	08.08	13.0470-7168.2	LD7168		23447 17,3 +/WE ATE
	730 i,Li	190	07.05	08.08	24.8190-0231.2	620231	1	Warnkontakt L=830mm
	735 i,Li	200	11.01	08.08				
	730 d,Ld	170	03.05	08.08	13.0460-7169.2	607169		23309 17,3 +/WE ATE
	740 d	190	09.02	08.08	13.0470-7169.2	LD7169		23309 17,3 +/WE ATE
	740 i,Li	225	03.05	08.08	24.8190-0231.2	620231	1	Warnkontakt L=830mm
	745 d		03.05	08.08				
	745 i,Li	245	11.01	08.08				
	750 i,Li	270	03.05	08.08				
	760 i,Li	327	03.03	08.08				
	730 d	160	09.02	02.05	24.0120-0178.1	420178		324 20,0 18,4 V L + B
	730 i,Li	170	03.03	08.08				
	735 i,Li	200	11.01	08.08				
	730 i,Li	190	07.05	08.08	24.0120-0217.1	420217		324 20,0 18,4 V L + B
	740 d	190	09.02	08.08	24.0124-0177.1	424177		345 20,0 22,4 V L + B
	745 i,Li	245	11.01	08.08				
	760 i,Li	327	03.03	03.05				
								- Europa ¹⁾
	760 i,Li	327	03.03	03.05	24.0124-0186.1	424186		370 20,0 22,4 V L
	730 d,Ld	170	03.05	08.08	24.0124-0213.1	424213		345 20,0 22,4 V L + B
	740 i,Li	225	03.05	08.08				
	750 i,Li	270	03.05	08.08				
	760 i,Li	327	04.05	08.08				
								- Europa ¹⁾
	745 d		03.05	08.08	24.0124-0214.1	424214		370 24,0 22,4 V L + B
	760 i,Li	327	04.05	08.08				
								+ Europa ²⁾
	730 d	160	09.02	08.08	03.0137-0419.2	650419		185 x 30
	730 d,Ld	170	03.05	08.08	03.0137-9288.2	669288		Bremsbacken-Zubehör
	730 i,Li	170	03.03	08.08				
	730 i,Li	190	07.05	08.08				
	735 i,Li	200	11.01	08.08				
	740 d	190	09.02	08.08				
	740 i,Li	225	03.05	08.08				
	745 d		03.05	08.08				
	745 i,Li	245	11.01	08.08				
	750 i,Li	270	03.05	08.08				
	760 i,Li	327	03.03	08.08				
BMW 7er Reihe/F01/F02/F03/F04 (08-15)								
	730 d	180	09.08	02.10	13.0460-7267.2	607267		25045 19,5 +/WE ATE
	730 i	190	09.08	02.10	13.0470-7267.2	LD7267		25045 19,5 +/WE ATE
	740 d	225	09.09	02.10	24.8190-0260.2	620260	1	Warnkontakt L=1060mm
	740 i	240	09.08	02.10	13.0460-7267.2	607267		25045 19,5 +/WE ATE
	750 i	300	09.08	02.10	24.8190-0260.2	620260	1	Warnkontakt L=1060mm
	750 i xDrive	300	09.09	02.10				
								- verstärkte Bremse ³⁾
								- verstärkte Bremse ³⁾
	730 d	180	03.10		13.0460-7267.2	607267		25045 19,5 +/WE ATE
	730 d	190	06.12		13.0470-7267.2	LD7267		25045 19,5 +/WE ATE
	730 d xDrive	190	06.12		24.8190-0298.2	620298	1	Warnkontakt L=1087mm
	730 i	190	03.10					
	740 d	225	03.10					
	740 d xDrive	225	09.10					
	740 d	230	06.12		13.0460-7267.2	607267		25045 19,5 +/WE ATE
	740 d xDrive	230	06.12		24.8190-0298.2	620298	1	Warnkontakt L=1087mm

¹⁾ - Europe / - Europa / - Europe / - Europa

²⁾ + Europe / + Europa / + Europe / + Europa



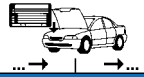














³⁾ - heavy duty brake / - freno rinforzato / - frein renforcé / - freno reforzado














												
BMW 7er Reihe/F01/F02/F03/F04 (08-15)												
	740 i	235	06.12		13.0460-7267.2	607267	1 	25045 19,5 +/WE Warnkontakt L=1087mm	ATE			
	740 i	240	03.10		24.8190-0298.2	620298						
	750 i	300	03.10	- verstärkte Bremse ¹⁾								
	750 i	330	06.12	- verstärkte Bremse ¹⁾								
	750 i xDrive	300	03.10	- verstärkte Bremse ¹⁾								
	750 i xDrive	330	10.12	- verstärkte Bremse ¹⁾								
	ActiveHybrid 7	260	06.12									
	ActiveHybrid 7	342	03.10	- verstärkte Bremse ¹⁾								
	750 d xDrive	280	06.12		13.0460-7261.2	607261						
	750 i	300	09.08	+ verstärkte Bremse ²⁾	24.8190-0298.2	620298						
750 i	330	06.12	+ verstärkte Bremse ²⁾									
750 i xDrive	300	09.09	+ verstärkte Bremse ²⁾									
750 i xDrive	330	10.12	+ verstärkte Bremse ²⁾									
760 i	400	09.09										
ActiveHybrid 7	342	03.10	+ verstärkte Bremse ²⁾									
	730 d	180	09.08		24.0136-0115.2	436115	 zweiteilige Bremsscheibe ³⁾  zweiteilige Bremsscheibe ³⁾	348 36,0 34,4 V L +S +B 348 36,0 34,4 V L +S +B				
	730 d	190	06.12		24.0136-0114.2	436114						
	730 d xDrive	190	06.12									
	730 i	190	09.08									
	740 d	225	09.09									
	740 d	230	06.12									
	740 d xDrive	225	09.10									
	740 d xDrive	230	06.12									
	740 i	235	06.12									
	ActiveHybrid 7	260	06.12									
740 i	240	09.08		24.0136-0119.2	436119	 zweiteilige Bremsscheibe ³⁾  zweiteilige Bremsscheibe ³⁾	374 36,0 34,4 V L +S +B 374 36,0 34,4 V L +S +B					
750 i	300	09.08	- verstärkte Bremse ¹⁾	24.0136-0118.2	436118							
750 i	330	06.12	- verstärkte Bremse ¹⁾									
750 i xDrive	300	09.09	- verstärkte Bremse ¹⁾									
750 i xDrive	330	10.12	- verstärkte Bremse ¹⁾									
ActiveHybrid 7	342	03.10	- verstärkte Bremse ¹⁾									
750 d xDrive	280	06.12		24.0136-0121.2	436121							
750 i	300	09.08	+ verstärkte Bremse ²⁾	24.0136-0120.2	436120							
750 i	330	06.12	+ verstärkte Bremse ²⁾									
750 i xDrive	300	09.09	+ verstärkte Bremse ²⁾									
750 i xDrive	330	10.12	+ verstärkte Bremse ²⁾									
760 i	400	09.09										
ActiveHybrid 7	342	03.10	+ verstärkte Bremse ²⁾									
	730 d	180	09.08	02.10	13.0460-7274.2	607274	1	23731 17,3 +/WE Warnkontakt L=1045mm	ATE			
	730 i	190	09.08	02.10	24.8190-0261.2	620261						
	740 d	225	09.09	02.10								
	740 i	240	09.08	02.10								
	750 i	300	09.08	02.10								
	750 i xDrive	300	09.09	02.10								
	760 i	400	09.09	02.10								
	730 d	180	03.10		13.0460-7274.2	607274				1	23731 17,3 +/WE Warnkontakt L=1065mm	ATE
	730 d	190	06.12		24.8190-0299.2	620299						
	730 d xDrive	190	06.12									
730 i	190	03.10										
740 d	225	03.10										
740 d	230	06.12										
740 d xDrive	225	09.10										
740 d xDrive	230	06.12										
740 i	235	06.12										
740 i	240	03.10										
750 d xDrive	280	06.12										
750 i	300	03.10										
750 i	330	06.12										
750 i xDrive	300	03.10										
750 i xDrive	330	10.12										
760 i	400	03.10										
ActiveHybrid 7	260	06.12										
ActiveHybrid 7	342	03.10										
	730 d	180	09.08		24.0124-0233.2	424233	 zweiteilige Bremsscheibe ³⁾	345 24,0 22,4 V L +S +B				
	730 d	190	06.12									
	730 d xDrive	190	06.12									
	730 i	190	09.08									
	740 d	225	09.09									
	740 d	230	06.12									
	740 d xDrive	225	09.10									
	740 d xDrive	230	06.12									
	740 i	235	06.12									
	740 i	240	09.08									
ActiveHybrid 7	260	06.12										
750 d xDrive	280	06.12		24.0124-0241.1	424241		370 23,9 22,4 V L +S +B					
750 i	300	09.08										
750 i	330	06.12										
750 i xDrive	300	09.09										
750 i xDrive	330	10.12										
760 i	400	09.09										
ActiveHybrid 7	342	03.10										
	730 d	180	09.08		03.0137-0419.2	650419		185 x 30 Bremsbacken-Zubehör				
	730 d	190	06.12		03.0137-9288.2	669288						
	730 d xDrive	190	06.12									
	730 i	190	09.08									
	740 d	225	09.09									















¹⁾ - heavy duty brake / - freno rinforzato / - frein renforcé / - freno reforzado

²⁾ + heavy duty brake / + freno rinforzato / + frein renforcé / + freno reforzado



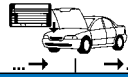












³⁾ two-piece brake disc / disco frenante in due parti / disque d.fr.en deux parties / disco de fr.de dos piezas

								
BMW 7er Reihe/F01/F02/F03/F04 (08-15)								
	740 d 740 d xDrive 740 d xDrive 740 i 740 i 750 d xDrive 750 i 750 i 750 i xDrive 750 i xDrive 760 i ActiveHybrid 7 ActiveHybrid 7	230 225 230 235 240 280 300 330 300 330 400 260 342		06.12 09.10 06.12 06.12 09.08 06.12 09.08 06.12 09.09 10.12 09.09 06.12 03.10		03.0137-0419.2 03.0137-9288.2	650419 669288	185 x 30 Bremsbacken-Zubehör
BMW 8er Reihe/E31 (90-99)								
	850 i/Ci 840 i 850 i/Ci 840 Ci 840 i 850 Ci 850 Ci 850 CSi	220 210 220 210 210 240 240 280	04.90 02.93 09.91 01.96 03.94 09.94 09.92 09.92	08.91 02.94 10.94 08.99 02.96 12.99 10.96		13.0460-7147.2 24.8190-0214.2 13.0460-7147.2 24.8190-0223.2 13.0460-0267.2 24.8190-0223.2 13.0460-9037.2 24.8190-0223.2	607147 620214 607147 620223 610267 620223 609037 620223	21284 19,1 +/WE Warnkontakt L=235mm 21284 19,1 +/WE Warnkontakt L=261mm Belagsatz-Zubehör Warnkontakt L=261mm 20309 17,9 /WE Warnkontakt L=261mm
	840 i 850 i/Ci	210 220	02.93 04.90	02.94 10.94		24.0130-0101.1	430101	324 30,0 28,4 V L +S +B
	850 i/Ci	220	04.90	08.91		24.8190-0214.2	620214	Warnkontakt L=235mm
	840 Ci 840 i 850 Ci 850 i/Ci 850 CSi	210 210 240 220 280	01.96 02.93 09.94 04.90 09.92	08.99 02.96 12.99 10.94 10.96		24.0112-0132.1 24.0120-0182.1	412132 420182	324 12,0 10,4 L +S +B 328 20,0 18,4 V L +S +B
	840 Ci 840 i 850 Ci 850 CSi 850 i/Ci	210 210 240 280 220	01.96 02.93 09.94 09.92 04.90	08.99 02.96 12.99 10.96		03.0137-0150.2 03.0137-9062.2	650150 669062	180 x 25 Bremsbacken-Zubehör
BMW i8/I12 (14-)								
	1.5 Hybrid		03.14			13.0460-2760.2 13.0470-2760.2	602760 LD2760	24561 17,7 +/WE/Zub/S LUC 24561 17,7 +/WE/Zub/S LUC
BMW X1/E84 (09-)								
	sDrive 18 d sDrive 20 d xDrive 18 d xDrive 20 d xDrive 23 d sDrive 16 d sDrive 16 i sDrive 18 d sDrive 18 i sDrive 20 d sDrive 20 d sDrive 20 d ed sDrive 20 i xDrive 18 d xDrive 20 d xDrive 20 d xDrive 20 i xDrive 23 d xDrive 25 d xDrive 25 i xDrive 28 i xDrive 23 d xDrive 25 i xDrive 28 i xDrive 28 i xDrive 28 i	105 130 105 130 150 85 105 105 110 130 135 120 135 105 130 135 135 150 160 160 180 150 160 180 190 190	10.09 10.09 10.09 10.09 10.09 07.12 03.13 03.10 03.10 03.10 07.12 03.10 09.11 03.10 03.10 07.12 09.11 03.12 03.12 03.12 03.10 03.10 04.11 10.09 03.10	02.10 02.10		13.0460-7238.2 13.0470-7238.2 24.8190-0283.2 13.0460-7238.2 13.0470-7238.2 24.8190-0266.2 13.0460-7216.2 13.0470-7216.2 24.8190-0266.2 13.0460-7238.2 13.0470-7238.2 24.8190-0297.2 13.0460-7238.2 13.0470-7238.2 24.8190-0286.2 13.0460-7216.2 13.0470-7216.2 24.8190-0286.2 13.0460-7237.2 13.0470-7237.2 13.0460-7238.2 13.0470-7238.2 24.8190-0266.2 13.0460-7237.2 13.0470-7237.2 13.0460-7238.2 13.0470-7238.2 24.8190-0286.2	607238 LD7238 620283 607238 LD7238 620266 607216 LD7216 620266 607238 LD7238 620297 607238 LD7238 620286 607216 LD7216 620286 607237 LD7237 607238 LD7238 620266 607237 LD7237 607238 LD7238 620286	23313 20,3 +/WE 23313 20,3 +/WE Warnkontakt L=632mm 23313 20,3 +/WE 23313 20,3 +/WE Warnkontakt L=840mm 23794 20,3 +/WE 23794 20,3 +/WE Warnkontakt L=840mm 23313 20,3 +/WE 23313 20,3 +/WE Warnkontakt L=676mm 23313 20,3 +/WE 23313 20,3 +/WE Warnkontakt L=867mm 23794 20,3 +/WE 23794 20,3 +/WE Warnkontakt L=867mm 24161 20,3 +/WE 24161 20,3 +/WE 23313 20,3 +/WE 23313 20,3 +/WE Warnkontakt L=840mm 24161 20,3 +/WE 24161 20,3 +/WE 23313 20,3 +/WE 23313 20,3 +/WE Warnkontakt L=867mm



























									
BMW X1/E84 (09-)									
	sDrive 16 d	85		07.12		24.0124-0203.1	424203		312 23,9 22,4 V L +S +B
	sDrive 16 i	105		03.13		24.0324-0203.1	524203		312 23,9 22,4 V L +S +B PD
	sDrive 18 d	105		10.09					
	sDrive 18 i	110		10.09					
	sDrive 20 d	130		10.09					
	sDrive 20 d	135		07.12					
	sDrive 20 d ed	120		03.10					
	sDrive 20 i	135		09.11					
	xDrive 18 d	105		10.09					
	xDrive 20 d	130		10.09					
	xDrive 20 d	135		07.12					
	xDrive 20 i	135		09.11					
	xDrive 23 d	150		03.12					
	xDrive 25 d	160		07.12					
	xDrive 25 i	160		03.12					
	xDrive 28 i	180		03.12					
	xDrive 23 d	150		10.09	02.12	24.0124-0200.1	424200		330 24,0 22,4 V L +S +B
	xDrive 25 i	160		03.10	02.12	24.0324-0200.1	524200		330 24,0 21,6 V L +S +B PD
	xDrive 28 i	180		04.11	02.12				
	xDrive 28 i	190		10.09		24.0130-0192.1	430192		348 30,0 28,4 V L +S +B
	sDrive 18 d	105		10.09	02.10	13.0460-7217.2	607217		23926 17,3 +/WE ATE
	sDrive 20 d	130		10.09	02.10	13.0470-7217.2	LD7217		23926 17,3 +/WE ATE
	xDrive 18 d	105		10.09	02.10	24.8190-0282.2	620282	1	Warnkontakt L=1120mm
	xDrive 20 d	130		10.09	02.10				
	xDrive 23 d	150		10.09	02.10				
	sDrive 16 d	85		07.12		13.0460-7217.2	607217		23926 17,3 +/WE ATE
	sDrive 16 i	105		03.13		13.0470-7217.2	LD7217		23926 17,3 +/WE ATE
	sDrive 18 d	105		03.10		24.8190-0296.2	620296	1	Warnkontakt L=1141mm
	sDrive 18 i	110		03.10					
	sDrive 20 d	130		03.10					
	sDrive 20 d	135		07.12					
	sDrive 20 d ed	120		03.10					
	sDrive 20 i	135		09.11					
	xDrive 18 d	105		03.10					
	xDrive 20 d	130		03.10					
	xDrive 20 d	135		07.12					
	xDrive 20 i	135		09.11					
	xDrive 23 d	150		03.10					
	xDrive 25 d	160		07.12					
	xDrive 25 i	160		03.10					
	xDrive 28 i	180		04.11					
	xDrive 28 i	190		10.09	02.10	13.0460-7225.2	607225		23550 17,3 +/WE ATE
						13.0470-7225.2	LD7225		23550 17,3 +/WE ATE
						24.8190-0282.2	620282	1	Warnkontakt L=1120mm
	xDrive 28 i	190		03.10		13.0460-7225.2	607225		23550 17,3 +/WE ATE
						13.0470-7225.2	LD7225		23550 17,3 +/WE ATE
						24.8190-0296.2	620296	1	Warnkontakt L=1141mm
	sDrive 16 d	85		07.12		24.0120-0204.1	420204		300 20,0 18,4 V L +S +B
	sDrive 16 i	105		03.13					
	sDrive 18 d	105		10.09					
	sDrive 18 i	110		03.10					
	sDrive 20 d	130		10.09					
	sDrive 20 d	135		07.12					
	sDrive 20 d ed	120		03.10					
	sDrive 20 i	135		09.11					
	xDrive 18 d	105		10.09					
	xDrive 20 d	130		10.09					
	xDrive 20 d	135		07.12					
	xDrive 20 i	135		09.11					
	xDrive 23 d	150		10.09					
	xDrive 25 d	160		07.12					
	xDrive 25 i	160		03.10					
	xDrive 28 i	180		04.11					
	xDrive 28 i	190		10.09		24.0122-0236.1	422236		336 22,0 20,4 V L +S +B
						24.0322-0236.1	522236		336 22,0 20,4 V L +S +B PD
	sDrive 16 d	85		07.12		03.0137-9305.2	650305		185 x 20
	sDrive 16 i	105		03.13		03.0137-9062.2	669062		Bremsbacken-Zubehör
	sDrive 18 d	105		10.09		03.0137-9700.2	669700		Bremsbacken-Zubehör
	sDrive 18 i	110		03.10		03.0137-9702.2	669702		Spreizschloß Satz
	sDrive 20 d	130		10.09					
	sDrive 20 d	135		07.12					
	sDrive 20 d ed	120		03.10					
	sDrive 20 i	135		09.11					
	xDrive 18 d	105		10.09					
	xDrive 20 d	130		10.09					
	xDrive 20 d	135		07.12					
	xDrive 20 i	135		09.11					
	xDrive 23 d	150		10.09					
	xDrive 25 d	160		07.12					
	xDrive 25 i	160		03.10					
	xDrive 28 i	180		04.11					
	xDrive 28 i	190		10.09					

        										
BMW X1/F48 (15-)										
	sDrive 18d	110		09.15		24.8190-0942.2	620942	1	elektrische Feststellbremse ¹⁾	Warnkontakt L=641mm
	xDrive 18d	110		09.15						
	xDrive 20d	140		09.15						
	xDrive 20i	141		09.15						
	xDrive 25d	170		09.15						
	xDrive 25i	170		09.15						
BMW X3/E83 (03-10)										
	2.0 d	110		08.04	08.10	13.0460-7155.2	607155			23183 20,3 +/WE ATE
	2.0 d	130		09.07	08.10	13.0470-7155.2	LD7155			23183 20,3 +/WE ATE
	2.0 i	110		07.05	08.10	24.8190-0240.2	620240	1		Warnkontakt L=735mm
	2.5 i	141		03.04	08.06					
	2.5 si	160		09.06	08.10					
	3.0 d	150		10.03	08.06					
	3.0 d	160		01.04	08.10					
	3.0 i	170		10.03	08.06					
	3.0 si	200		09.06	08.10					
	xDrive 18 d	105		09.08	08.10					
	xDrive 20 d	120		09.08	08.10					
	xDrive 20 d	130		09.08	08.10					
	xDrive 20 i	110		09.08	08.10					
	xDrive 25 i	160		09.08	08.10					
	xDrive 30 d	155		09.08	08.10					
	xDrive 30 d	160		09.08	08.10					
	xDrive 30 i	200		09.08	08.10					
	3.0 sd	210		09.06	08.10	13.0460-7078.2	607078			21486 19,3 +/WE ATE
	xDrive 35 d	210		09.08	08.10	24.8190-0254.2	620254	1		Warnkontakt L=745mm
	2.0 d	110		08.04	08.10	24.0125-0160.1	425160			325 25,0 23,4 V L +S +B
	2.0 d	130		09.07	08.10	24.0325-0160.1	525160			325 25,0 22,6 V L +S +B PD
	2.0 i	110		07.05	08.10					
	2.5 i	141		03.04	08.06					
	2.5 si	160		09.06	08.10					
	3.0 d	150		10.03	08.06					
	3.0 d	160		01.04	08.10					
	3.0 i	170		10.03	08.06					
	3.0 si	200		09.06	08.10					
	xDrive 18 d	105		09.08	08.10					
	xDrive 20 d	120		09.08	08.10					
	xDrive 20 d	130		09.08	08.10					
	xDrive 20 i	110		09.08	08.10					
	xDrive 25 i	160		09.08	08.10					
	xDrive 30 d	155		09.08	08.10					
	xDrive 30 d	160		09.08	08.10					
	xDrive 30 i	200		09.08	08.10					
	3.0 sd	210		09.06	08.10	24.0130-0109.1	430109			332 29,9 28,4 V L +S +B
	xDrive 35 d	210		09.08	08.10	24.0330-0109.1	530109			332 29,9 27,6 V L +S +B PD
	2.0 d	110		08.04	08.10	13.0460-7079.2	607079			21487 17,3 +/WE ATE
	2.0 d	130		09.07	08.10	13.0470-7079.2	LD7079			21487 17,3 +/WE ATE
	2.0 i	110		07.05	08.10	24.8190-0241.2	620241	1		Warnkontakt L=1055mm
	2.5 i	141		03.04	08.06					
	2.5 si	160		09.06	08.10					
	3.0 d	150		10.03	08.06					
	3.0 d	160		01.04	08.10					
	3.0 i	170		10.03	08.06					
	3.0 sd	210		09.06	08.10					
	3.0 si	200		09.06	08.10					
	xDrive 18 d	105		09.08	08.10					
	xDrive 20 d	120		09.08	08.10					
	xDrive 20 d	130		09.08	08.10					
	xDrive 20 i	110		09.08	08.10					
	xDrive 25 i	160		09.08	08.10					
	xDrive 30 d	155		09.08	08.10					
	xDrive 30 d	160		09.08	08.10					
	xDrive 30 i	200		09.08	08.10					
	xDrive 35 d	210		09.08	08.10					
	2.0 d	110		08.04	08.10	24.0122-0224.1	422224			320 22,0 20,4 V L +S +B
	2.0 d	130		09.07	08.10	24.0322-0224.1	522224			320 22,0 20,4 V L +S +B PD
	2.0 i	110		07.05	08.10					
	2.5 i	141		03.04	08.06					
	2.5 si	160		09.06	08.10					
	3.0 d	150		10.03	08.06					
	3.0 d	160		01.04	08.10					
	3.0 i	170		10.03	08.06					
	3.0 sd	210		09.06	08.10					
	3.0 si	200		09.06	08.10					
	xDrive 18 d	105		09.08	08.10					
	xDrive 20 d	120		09.08	08.10					
	xDrive 20 d	130		09.08	08.10					
	xDrive 20 i	110		09.08	08.10					
	xDrive 25 i	160		09.08	08.10					
	xDrive 30 d	155		09.08	08.10					
	xDrive 30 d	160		09.08	08.10					
	xDrive 30 i	200		09.08	08.10					
	xDrive 35 d	210		09.08	08.10					

¹⁾ electric parking brake / fr.di stazionamento elettrico / frein à main électrique / freno de mano eléctrico

								
BMW X3/E83 (03-10)								
	2.0 d	110	08.04	08.10	03.0137-0419.2	650419		185 x 30
	2.0 d	130	09.07	08.10	03.0137-9288.2	669288		Bremsbacken-Zubehör
	2.0 i	110	07.05	08.10				
	2.5 i	141	03.04	08.06				
	2.5 si	160	09.06	08.10				
	3.0 d	150	10.03	08.06				
	3.0 d	160	01.04	08.10				
	3.0 i	170	10.03	08.06				
	3.0 sd	210	09.06	08.10				
	3.0 si	200	09.06	08.10				
	xDrive 18 d	105	09.08	08.10				
	xDrive 20 d	120	09.08	08.10				
	xDrive 20 d	130	09.08	08.10				
	xDrive 20 i	110	09.08	08.10				
	xDrive 25 i	160	09.08	08.10				
	xDrive 30 d	155	09.08	08.10				
	xDrive 30 d	160	09.08	08.10				
	xDrive 30 i	200	09.08	08.10				
	xDrive 35 d	210	09.08	08.10				
BMW X3/F25 (10-)								
	sDrive 18 d	100	08.11		13.0460-3857.2	603857		25199 19,6 +/WE BOS
	sDrive 18 d	105	08.11		13.0470-3857.2	LD3857		25199 19,6 +/WE BOS
	sDrive 18 d	110	02.14		24.8190-0309.2	620309	1	Warnkontakt L=954mm
	sDrive 18 i	125	02.14					
	sDrive 20 i	135	02.14					
	xDrive 20 d	120	09.10					
	xDrive 20 d	135	09.10					
	xDrive 20 d	140	02.14					
	xDrive 20 i	135	09.11					
	xDrive 28 i	180	03.12					
	xDrive 28 i	190	09.10					
	xDrive 30 d	190	03.11					
	xDrive 35 i	225	09.10					
	xDrive 35 d	230	09.11		13.0460-3857.2	603857		25199 19,6 +/WE BOS
					24.8190-0309.2	620309	1	Warnkontakt L=954mm
	sDrive 18 d	100	08.11		24.0128-0254.1	428254		328 28,0 26,4 V L +S +B
	sDrive 18 d	105	08.11					
	sDrive 18 d	110	02.14					
	sDrive 18 i	125	02.14					
	sDrive 20 i	135	02.14					
	xDrive 20 d	120	09.10					
	xDrive 20 d	135	09.10					
	xDrive 20 d	140	02.14					
	xDrive 20 i	135	09.11					
	xDrive 28 i	180	03.12					
	xDrive 28 i	190	09.10					
	xDrive 30 d	190	03.11					
	xDrive 35 d	230	09.11					
	xDrive 35 i	225	09.10					
	sDrive 18 d	100	08.11		24.0711-6350.3	360391	2	Radsensor L=1021
	sDrive 18 d	105	08.11					
	sDrive 18 d	110	02.14					
	sDrive 18 i	125	02.14					
	sDrive 20 i	135	02.14					
	xDrive 20 d	120	09.10					
	xDrive 20 d	135	09.10					
	xDrive 20 d	140	02.14					
	xDrive 20 i	135	09.11					
	xDrive 28 i	180	03.12					
	xDrive 28 i	190	09.10					
	xDrive 30 d	190	03.11					
	xDrive 35 d	230	09.11					
	xDrive 35 i	225	09.10					
	sDrive 18 d	100	08.11		13.0460-2760.2	602760		24561 17,7 +/WE/Zub/S LUC
	sDrive 18 d	105	08.11		13.0470-2760.2	LD2760		24561 17,7 +/WE/Zub/S LUC
	sDrive 18 d	110	02.14		24.8190-0310.2	620310	1	Warnkontakt L=1243mm
	sDrive 18 i	125	02.14					
	sDrive 20 i	135	02.14					
	xDrive 20 d	120	09.10					
	xDrive 20 d	135	09.10					
	xDrive 20 d	140	02.14					
	xDrive 20 i	135	09.11					
	xDrive 28 i	180	03.12					
	xDrive 28 i	190	09.10					
	xDrive 30 d	190	03.11					
	xDrive 35 d	230	09.11					
	xDrive 35 i	225	09.10					
	sDrive 18 d	100	08.11		24.0120-0234.1	420234		elektrische Feststellbremse 1)
	sDrive 18 d	105	08.11					
	sDrive 18 d	110	02.14					
	sDrive 18 i	125	02.14					
	sDrive 20 i	135	02.14					
	xDrive 20 d	120	09.10					
	xDrive 20 d	135	09.10					
	xDrive 20 d	140	02.14					
	xDrive 20 i	135	09.11					

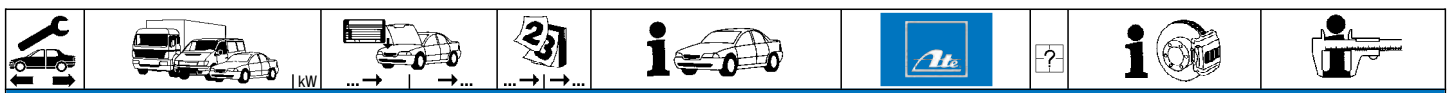
1) electric parking brake / fr.di stazionamento elettrico / frein à main électrique / freno de mano eléctrico

								
BMW X3/F25 (10-)								
	xDrive 28 i xDrive 28 i xDrive 30 d xDrive 35 d xDrive 35 i	180 190 190 230 225		03.12 09.10 03.11 09.11 09.10		24.0120-0234.1 420234		elektrische Feststellbremse ¹⁾ 330 20,0 18,4 V L +S +B
	sDrive 18 d sDrive 18 d sDrive 18 d sDrive 18 i sDrive 20 i xDrive 20 d xDrive 20 d xDrive 20 d xDrive 20 i xDrive 28 i xDrive 28 i xDrive 30 d xDrive 35 d xDrive 35 i	100 105 110 125 135 120 135 140 135 180 190 190 230 225		08.11 08.11 02.14 02.14 02.14 09.10 09.10 02.14 09.11 03.12 09.10 03.11 09.11 09.10		24.0711-5414.3 360383	2 	Radsensor L=612
BMW X4/F26 (14-)								
	xDrive 20 d xDrive 20 i xDrive 28 i xDrive 30 d xDrive 35 i xDrive 35 d	140 135 180 190 225 230		04.14 04.14 04.14 04.14 04.14 04.14		13.0460-3857.2 13.0470-3857.2 24.8190-0309.2 603857 LD3857 620309	1 	25199 19,6 +/WE BOS 25199 19,6 +/WE BOS Warnkontakt L=954mm
	xDrive 20 d xDrive 20 i xDrive 28 i xDrive 30 d xDrive 35 d xDrive 35 i	140 135 180 190 230 225		04.14 04.14 04.14 04.14 04.14 04.14		13.0460-3857.2 24.8190-0309.2 24.0128-0254.1 603857 LD3857 620309 428254	1 	25199 19,6 +/WE BOS Warnkontakt L=954mm 328 28,0 26,4 V L +S +B
	xDrive 20 d xDrive 20 i xDrive 28 i xDrive 30 d xDrive 35 d xDrive 35 i	140 135 180 190 230 225		04.14 04.14 04.14 04.14 04.14 04.14		24.0711-6350.3 360391	2 	Radsensor L=1021
	xDrive 20 d xDrive 20 i xDrive 28 i xDrive 30 d xDrive 35 i xDrive 35 d	140 135 180 190 225 230		04.14 04.14 04.14 04.14 04.14 04.14		13.0460-2760.2 13.0470-2760.2 24.8190-0310.2 602760 LD2760 620310	1	24561 17,7 +/WE/Zub/S LUC 24561 17,7 +/WE/Zub/S LUC Warnkontakt L=1243mm
	xDrive 20 d xDrive 20 i xDrive 28 i xDrive 30 d xDrive 35 d xDrive 35 i	140 135 180 190 230 225		04.14 04.14 04.14 04.14 04.14 04.14		13.0460-2760.2 24.8190-0310.2 24.0120-0234.1 602760 620310 420234	1	24561 17,7 +/WE/Zub/S LUC Warnkontakt L=1243mm 330 20,0 18,4 V L +S +B
	xDrive 20 d xDrive 20 i xDrive 28 i xDrive 30 d xDrive 35 d xDrive 35 i	140 135 180 190 230 225		04.14 04.14 04.14 04.14 04.14 04.14		24.0711-5414.3 360383	2 	Radsensor L=612
BMW X5/E53 (00-07)								
	3.0 d 3.0 d 3.0 i 4.4 i 4.4 i 4.4 i 4.6 iS 4.8 iS	135 160 170 210 235 235 255 265		05.01 10.03 09.03 12.06 04.00 09.03 10.03 12.06 10.03 12.06 12.01 09.03 03.04 12.06		13.0460-7078.2 13.0470-7078.2 24.8190-0225.2 607078 LD7078 620225 13.0460-7078.2 24.8190-0225.2 607078 620225 13.0460-7170.2 24.8190-0225.2 607170 620225	1	21486 19,3 +/WE ATE 21486 19,3 +/WE ATE Warnkontakt L=794mm 21486 19,3 +/WE ATE Warnkontakt L=794mm 23448 20,8 +/WE ATE Warnkontakt L=794mm
	3.0 d 3.0 d 3.0 i 4.4 i 4.4 i 4.4 i 4.6 iS 4.8 iS	135 160 170 210 235 235 255 265		05.01 10.03 04.00 09.03 10.03 12.06 10.03 12.06 12.01 09.03 03.04 12.06		24.0130-0109.1 24.0330-0109.1 430109 530109 24.0136-0104.1 436104		332 29,9 28,4 V L +S +B 332 29,9 27,6 V L +S +B PD 356 36,0 34,4 V L +B
	3.0 d 3.0 i 4.4 i 4.6 iS	135 170 210 255		05.01 04.00 04.00 12.01 09.03		24.0710-2011.1 360218	2 	Radsensor L=640

¹⁾ electric parking brake / fr.di stazionamento elettrico / frein à main électrique / freno de mano eléctrico

²⁾ - special vehicles / - veicoli speciali / - véhicules spécial / - vehículo especial

³⁾ + special vehicles / + veicolo speciale / + véhicule spécial / + vehículo especial



BMW X5/E53 (00-07)												
	3.0 d	135		05.01	09.03		13.0460-7079.2	607079			21487 17,3 +/WE	ATE
	3.0 d	160		10.03	12.06		13.0470-7079.2	LD7079			21487 17,3 +/WE	ATE
	3.0 i	170		04.00	12.06		24.8190-0226.2	620226	1		Warnkontakt L=712mm	
	4.4 i	210		04.00	09.03		13.0460-7079.2	607079			21487 17,3 +/WE	ATE
	4.4 i	235		10.03	12.06		24.8190-0226.2	620226	1		Warnkontakt L=712mm	
	4.6 iS	255		12.01	09.03							
	4.8 iS	265		03.04	12.06							
	3.0 d	135		05.01	09.03		24.0112-0152.1	412152			324 12,0 10,4 L +B	
	3.0 d	160		10.03	12.06		24.0312-0152.1	512152			324 12,0 9,6 L +B PD	
	3.0 i	170		04.00	12.06							
	4.4 i	210		04.00	09.03		24.0120-0191.1	420191			324 20,0 18,4 V L +B	
	4.4 i	235		10.03	12.06							
	4.6 iS	255		12.01	09.03							
	4.8 iS	265		03.04	12.06							
	3.0 d	135		05.01	09.03		24.0710-2012.1	360219	2		Radsensor L=655	
	3.0 i	170		04.00	09.03							
	4.4 i	210		04.00	09.03							
	4.6 iS	255		12.01	09.03							
	3.0 d	135		05.01	09.03		03.0137-0419.2	650419			185 x 30	
	3.0 d	160		10.03	12.06		03.0137-9288.2	669288			Bremsbacken-Zubehör	
	3.0 i	170		04.00	12.06							
	4.4 i	210		04.00	09.03							
	4.4 i	235		10.03	12.06							
	4.6 iS	255		12.01	09.03							
	4.8 iS	265		03.04	12.06							

BMW X5/E70 (07-13)												
	3.0 d	173		01.07	07.13		13.0460-7231.2	607231	1		24170 20,2 +/WE	ATE
	3.0 sd	210		10.08	07.13		13.0470-7231.2	LD7231			24170 20,2 +/WE	ATE
	3.0 si	200		01.07	07.13		24.8190-0268.2	620268	1		Warnkontakt L=905mm	
	xDrive 30 i	200		09.08	07.13							
	xDrive 35 d	210		09.08	07.13							
	4.8 i	261		01.07	07.13 + (USA)		13.0460-7231.2	607231			24170 20,2 +/WE	ATE
	xDrive 48 i	261		09.08	02.10 + (USA)		24.8190-0268.2	620268	1		Warnkontakt L=905mm	
	xDrive 30 d	173		09.08	07.13		13.0460-7231.2	607231			24170 20,2 +/WE	ATE
	xDrive 30 d	180		09.10	07.13		13.0470-7231.2	LD7231			24170 20,2 +/WE	ATE
	xDrive 30 i	200		03.10	07.13		24.8190-0289.2	620289	1		Warnkontakt L=938mm	
	xDrive 35 i	225		09.10	07.13							
	xDrive 40 d	225		09.10	07.13							
	xDrive 48 i	261		03.10	07.13 + (USA)		13.0460-7231.2	607231			24170 20,2 +/WE	ATE
							24.8190-0289.2	620289	1		Warnkontakt L=938mm	
	3.0 sd	210		09.07	09.08		13.0460-7239.2	607239			24172 19,0 +/WE	ATE
							13.0470-7239.2	LD7239			24172 19,0 +/WE	ATE
							24.8190-0270.2	620270	1		Warnkontakt L=898mm	
	4.8 i	261		01.07	07.13 - (USA)		13.0460-7239.2	607239			24172 19,0 +/WE	ATE
	xDrive 48 i	261		09.08	02.10 - (USA)		24.8190-0270.2	620270	1		Warnkontakt L=898mm	
	xDrive 48 i	261		03.10	07.13 - (USA)		13.0460-7239.2	607239			24172 19,0 +/WE	ATE
						24.8190-0291.2	620291	1		Warnkontakt L=974mm		
	M 50 d	280		06.12	07.13		13.0460-7261.2	607261			24436 19,7 +/WE	ATE
	xDrive 50 i	300		03.10	07.13 - gepanzerte Fahrzeuge 1)		24.8190-0071.2	620071	1		Warnkontakt L=945mm	
	xDrive 50 i	300		03.10	07.13 + gepanzerte Fahrzeuge 2)		24.8190-0291.2	620291	1		Warnkontakt L=974mm	
	M	408		09.09	02.10		24.8190-0281.2	620281	1		Warnkontakt L=962mm	
	M	408		03.10	07.13		24.8190-0291.2	620291	1		Warnkontakt L=974mm	
	3.0 si	200		01.07	07.13		24.0130-0200.1	430200			332 29,9 28,4 V L +S +B	
	xDrive 30 d	173		09.08	07.13							
	xDrive 30 d	180		09.10	07.13							
	xDrive 30 i	200		09.08	07.13							
		3.0 d	173		01.07	07.13		24.0130-0199.1	430199			348 29,9 28,4 V L +S +B
3.0 sd		210		10.08	07.13							
4.8 i		261		01.07	07.13 + (USA)							
xDrive 35 d		210		09.08	07.13							
xDrive 35 i		225		09.10	07.13							
xDrive 40 d		225		09.10	07.13							
xDrive 48 i		261		09.08	07.13 + (USA)							
3.0 sd		210		09.07	09.08		24.0136-0109.1	436109			365 36,0 34,4 V L +S +B	
4.8 i		261		01.07	07.13 - (USA)							
xDrive 48 i		261		09.08	07.13 - (USA)							
xDrive 50 i	300		03.10	07.13 + gepanzerte Fahrzeuge 2)								
	M 50 d	280		06.12	07.13		24.0136-0113.2	436113			385 36,0 34,4 V L +S +B	
	xDrive 50 i	300		03.10	07.13 - gepanzerte Fahrzeuge 1)		24.0136-0112.2	436112			385 36,0 34,4 V L +S +B	
	3.0 d	173		01.07	02.10		13.0460-7232.2	607232			23447 17,3 +/WE	ATE
	3.0 sd	210		10.09	02.10		13.0470-7232.2	LD7232			23447 17,3 +/WE	ATE
	3.0 si	200		01.07	02.10		24.8190-0269.2	620269	1		Warnkontakt L=965mm	
	xDrive 30 d	173		09.08	02.10							
	xDrive 30 i	200		09.08	02.10							
	xDrive 35 d	210		09.08	02.10							
	3.0 d	173		03.10	07.13		13.0460-7232.2	607232			23447 17,3 +/WE	ATE
	3.0 sd	210		03.10	07.13		13.0470-7232.2	LD7232			23447 17,3 +/WE	ATE
3.0 si	200		03.10	07.13		24.8190-0290.2	620290	1		Warnkontakt L=1002mm		
xDrive 30 d	173		03.10	07.13		24.8190-0028.2	620028	1		Warnkontakt L=977mm		
xDrive 30 d	180		09.10	07.13								
xDrive 30 i	200		03.10	07.13								
xDrive 35 d	210		03.10	07.13								
xDrive 35 i	225		09.10	07.13								

1) - armoured vehicles / - veicoli blindati / - véhicule blindé / - vehiculo blindado
 2) + armoured vehicles / + veicoli blindati / + véhicule blindé / + vehiculo blindado



BMW X5/E70 (07-13)

	xDrive 40 d	225		09.10	07.13		13.0460-7232.2	607232			23447 17,3 +/WE	ATE
							13.0470-7232.2	LD7232			23447 17,3 +/WE	ATE
							24.8190-0290.2	620290	1		Warnkontakt L=1002mm	
							24.8190-0028.2	620028	1		Warnkontakt L=977mm	
	3.0 sd	210		09.07	09.09		13.0460-7169.2	607169			23309 17,3 +/WE	ATE
	4.8 i	261		01.07	02.10		13.0470-7169.2	LD7169			23309 17,3 +/WE	ATE
	xDrive 48 i	261		09.08	02.10		24.8190-0269.2	620269	1		Warnkontakt L=965mm	
	4.8 i	261		03.10	07.13		13.0460-7169.2	607169			23309 17,3 +/WE	ATE
	xDrive 48 i	261		03.10	07.13		13.0470-7169.2	LD7169			23309 17,3 +/WE	ATE
							24.8190-0290.2	620290	1		Warnkontakt L=1002mm	
							24.8190-0028.2	620028	1		Warnkontakt L=977mm	
	M 50 d	280		06.12	07.13		13.0460-7169.2	607169			23309 17,3 +/WE	ATE
	xDrive 50 i	300		03.10	07.13		13.0470-7169.2	LD7169			23309 17,3 +/WE	ATE
							24.8190-0290.2	620290	1		Warnkontakt L=1002mm	
							24.8190-0028.2	620028	1		Warnkontakt L=977mm	
	M	408		09.09	02.10		24.8190-0269.2	620269	1		Warnkontakt L=965mm	
	M	408		03.10	07.13		24.8190-0290.2	620290	1		Warnkontakt L=1002mm	
							24.8190-0028.2	620028	1		Warnkontakt L=977mm	
	3.0 d	173		01.07	07.13		24.0120-0206.1	420206			320 19,9 18,4 V L +S +B	
	3.0 sd	210		10.09	07.13							
	3.0 si	200		01.07	07.13							
	xDrive 30 d	173		09.08	07.13							
	xDrive 30 d	180		09.10	07.13							
	xDrive 30 i	200		09.08	07.13							
	xDrive 35 d	210		09.08	07.13							
	xDrive 35 i	225		09.10	07.13							
	xDrive 40 d	225		09.10	07.13							
	3.0 sd	210		09.07	09.09		24.0124-0216.1	424216			345 24,0 22,4 V L +S +B	
	4.8 i	261		01.07	07.13							
	M 50 d	280		06.12	07.13							
	xDrive 48 i	261		09.08	07.13							
	xDrive 50 i	300		03.10	07.13							
	3.0 d	173		01.07	07.13		03.0137-0419.2	650419			185 x 30	
	3.0 sd	210		09.07	09.08		03.0137-9288.2	669288			Bremsbacken-Zubehör	
	3.0 si	200		01.07	07.13							
	4.8 i	261		01.07	07.13							
	M	408		09.09	07.13							
	M 50 d	280		06.12	07.13							
	xDrive 30 d	173		08.09	07.13							
	xDrive 30 d	180		09.10	07.13							
	xDrive 30 i	200		08.09	07.13							
	xDrive 35 d	210		08.09	07.13							
	xDrive 35 i	225		09.10	07.13							
	xDrive 40 d	225		09.10	07.13							
	xDrive 48 i	261		08.09	07.13							
	xDrive 50 i	300		03.10	07.13							

BMW X5/F15 (13-)

	sDrive 25 d	160		08.13			13.0460-7231.2	607231			24170 20,2 +/WE	ATE
	sDrive 25 d	170		07.15			13.0470-7231.2	LD7231			24170 20,2 +/WE	ATE
	xDrive 25 d	160		08.13			24.8190-0289.2	620289	1		Warnkontakt L=938mm	
	xDrive 25 d	170		07.15								
	xDrive 30 d	190		08.13								
	xDrive 35 i	225		08.13								
	M 50 d	280		08.13			13.0460-7261.2	607261			24436 19,7 +/WE	ATE
	xDrive 50 i	330		08.13			24.8190-0071.2	620071	1		Warnkontakt L=945mm	
	xDrive 40 d	230		08.13			13.0460-7231.2	607231			24170 20,2 +/WE	ATE
	xDrive 40 e	230		09.15			24.8190-0289.2	620289	1		Warnkontakt L=938mm	
	M	423		12.14			24.8190-0291.2	620291	1		Warnkontakt L=974mm	
	sDrive 25 d	160		08.13			24.0130-0200.1	430200			332 29,9 28,4 V L +S +B	
	sDrive 25 d	170		07.15								
	xDrive 25 d	160		08.13								
	xDrive 25 d	170		07.15								
	xDrive 30 d	190		08.13								
	xDrive 35 i	225		08.13			24.0130-0199.1	430199			348 29,9 28,4 V L +S +B	
	xDrive 40 d	230		08.13								
	xDrive 40 e	230		09.15								
	M 50 d	280		08.13			24.0136-0113.2	436113			385 36,0 34,4 V L +S +B	
	xDrive 50 i	330		08.13			24.0136-0112.2	436112			385 36,0 34,4 V L +S +B	
	sDrive 25 d	160		08.13			13.0460-7232.2	607232			23447 17,3 +/WE	ATE
	sDrive 25 d	170		07.15			13.0470-7232.2	LD7232			23447 17,3 +/WE	ATE
	xDrive 25 d	160		08.13			24.8190-0028.2	620028	1		Warnkontakt L=977mm	
	xDrive 25 d	170		07.15								
	xDrive 30 d	190		08.13								
	xDrive 40 e	230		09.15								
	M 50 d	280		08.13			13.0460-7169.2	607169			23309 17,3 +/WE	ATE
	xDrive 35 i	225		08.13			13.0470-7169.2	LD7169			23309 17,3 +/WE	ATE
	xDrive 40 d	230		08.13			24.8190-0028.2	620028	1		Warnkontakt L=977mm	
	xDrive 50 i	330		08.13			13.0460-7169.2	607169			23309 17,3 +/WE	ATE
							24.8190-0028.2	620028	1		Warnkontakt L=977mm	
	M	423		12.14			13.0460-7260.2	607260			24458 17,3 +/WE	ATE
							24.8190-0290.2	620290	1		Warnkontakt L=1002mm	



















BMW X5/F15 (13-)

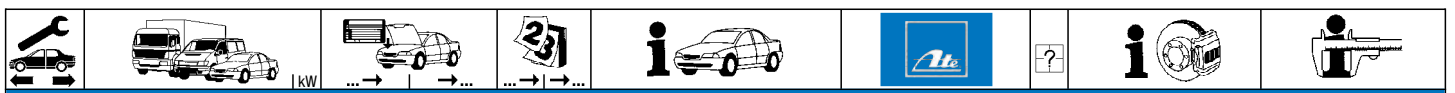
	sDrive 25 d	160		08.13		24.0120-0206.1	420206			320 19,9 18,4 V L +S +B
	sDrive 25 d	170		07.15						
	xDrive 25 d	160		08.13						
	xDrive 25 d	170		07.15						
	xDrive 30 d	190		08.13						
	xDrive 40 e	230		09.15						
	M 50 d	280		08.13		24.0124-0216.1	424216			345 24,0 22,4 V L +S +B
	xDrive 35 i	225		08.13						
	xDrive 40 d	230		08.13						
	xDrive 50 i	330		08.13						
	M	423		12.14		03.0137-0419.2	650419			185 x 30
	M 50 d	280		08.13		03.0137-9288.2	669288			Bremsbacken-Zubehör
	sDrive 25 d	160		08.13		03.0137-9700.2	669700			Bremsbacken-Zubehör
	sDrive 25 d	170		07.15		03.0137-9702.2	669702			Sprenschloß Satz
	xDrive 25 d	160		08.13						
	xDrive 25 d	170		07.15						
	xDrive 30 d	190		08.13						
	xDrive 35 i	225		08.13						
	xDrive 40 d	230		08.13						
	xDrive 40 e	230		09.15						
	xDrive 50 i	330		08.13						

BMW X6/E71/E72 (08-14)

	30 d	173		05.08	10.08	13.0460-7239.2	607239			24172 19,0 +/WE	ATE
	35 d	210		01.08	10.08	13.0470-7239.2	LD7239			24172 19,0 +/WE	ATE
	35 i	225		01.08	10.08	24.8190-0270.2	620270	1		Warnkontakt L=898mm	
	xDrive 30 d			09.08	10.08						
	xDrive 35 d	210		09.08	10.08						
	xDrive 35 i	225		09.08	10.08						
	30 d	173		11.08	02.10	13.0460-7231.2	607231			24170 20,2 +/WE	ATE
	35 d	210		11.08	02.10	13.0470-7231.2	LD7231			24170 20,2 +/WE	ATE
	35 i	225		11.08	02.10	24.8190-0268.2	620268	1		Warnkontakt L=905mm	
	xDrive 30 d			11.08	02.10						
	xDrive 35 d	210		11.08	02.10						
	xDrive 35 i	225		11.08	02.10						
	30 d	173		03.10	07.14	13.0460-7231.2	607231			24170 20,2 +/WE	ATE
	35 d	210		03.10	07.14	13.0470-7231.2	LD7231			24170 20,2 +/WE	ATE
	35 i	225		03.10	07.14	24.8190-0289.2	620289	1		Warnkontakt L=938mm	
	xDrive 30 d			03.10	07.14						
	xDrive 30 d	180		09.10	07.14						
	xDrive 35 d	210		03.10	07.14						
	xDrive 35 i	225		03.10	07.14						
	xDrive 40 d	225		10.10	07.14						
	50 i	300		05.08	02.10	13.0460-7261.2	607261			24436 19,7 +/WE	ATE
	xDrive 50 i	300		09.08	02.10	24.8190-0280.2	620280	1		Warnkontakt L=930mm	
	50 i	300		03.10	07.14	13.0460-7261.2	607261			24436 19,7 +/WE	ATE
	ActiveHybrid	357		10.10	07.14	24.8190-0071.2	620071	1		Warnkontakt L=945mm	
M 50 d	280		06.12	07.14							
xDrive 50 i	300		03.10	07.14							
M	408		09.09	02.10	24.8190-0281.2	620281	1		Warnkontakt L=962mm		
M	408		03.10	07.14	24.8190-0291.2	620291	1		Warnkontakt L=974mm		
	35 d	210		01.08	10.08	24.0136-0109.1	436109			365 36,0 34,4 V L +S +B	
	35 i	225		01.08	10.08						
	xDrive 35 d	210		09.08	10.08						
	xDrive 35 i	225		09.08	10.08						
	30 d	173		05.08	07.14	24.0130-0199.1	430199			348 29,9 28,4 V L +S +B	
	35 d	210		11.08	07.14						
	35 i	225		11.08	07.14						
	xDrive 30 d			09.08	07.14						
	xDrive 30 d	180		09.10	07.14						
	xDrive 35 d	210		11.08	07.14						
	xDrive 35 i	225		11.08	07.14						
	xDrive 40 d	225		10.10	07.14						
	50 i	300		05.08	07.14	24.0136-0113.2	436113			385 36,0 34,4 V L +S +B	
	ActiveHybrid	357		10.10	07.14	24.0136-0112.2	436112			385 36,0 34,4 V L +S +B	
	M 50 d	280		06.12	07.14						
	xDrive 50 i	300		09.08	07.14						
	35 d	210		01.08	09.09	13.0460-7169.2	607169			23309 17,3 +/WE	ATE
	35 i	225		01.08	09.09	13.0470-7169.2	LD7169			23309 17,3 +/WE	ATE
	50 i	300		10.09	02.10	24.8190-0269.2	620269	1		Warnkontakt L=965mm	
	xDrive 35 d	210		09.08	09.09						
	xDrive 35 i	225		09.08	09.09						
	xDrive 50 i	300		10.09	02.10						
	50 i	300		03.10	07.14	13.0460-7169.2	607169			23309 17,3 +/WE	ATE
	ActiveHybrid	357		10.10	07.14	13.0470-7169.2	LD7169			23309 17,3 +/WE	ATE
M 50 d	280		06.12	07.14	24.8190-0290.2	620290	1		Warnkontakt L=1002mm		
xDrive 50 i	300		03.10	07.14	24.8190-0028.2	620028	1		Warnkontakt L=977mm		
	30 d	173		09.08	02.10	13.0460-7232.2	607232			23447 17,3 +/WE	ATE
	35 d	210		10.09	02.10	13.0470-7232.2	LD7232			23447 17,3 +/WE	ATE
	35 i	225		10.09	02.10	24.8190-0269.2	620269	1		Warnkontakt L=965mm	
	xDrive 30 d			09.08	02.10						
	xDrive 35 d	210		10.09	02.10						
	xDrive 35 i	225		10.09	02.10						



										
BMW X6/E71/E72 (08-14)										
	30 d	173		03.10	07.14	13.0460-7232.2	607232	23447 17,3 +/WE 23447 17,3 +/WE Warnkontakt L=1002mm Warnkontakt L=977mm	ATE ATE	
	35 d	210		03.10	07.14	13.0470-7232.2	LD7232			
	35 i	225		03.10	07.14	24.8190-0290.2	620290			
	xDrive 30 d			03.10	07.14	24.8190-0028.2	620028			
	xDrive 30 d	180		09.10	07.14					
	xDrive 35 d	210		03.10	07.14					
	xDrive 35 i	225		03.10	07.14					
	xDrive 40 d	225		10.10	07.14					
	50 i	300		05.08	09.09	13.0460-7260.2	607260			
	xDrive 50 i	300		09.08	09.09	24.8190-0269.2	620269			
M	408		09.09	02.10	24.8190-0269.2	620269	1	Warnkontakt L=965mm		
M	408		03.10	07.14	24.8190-0290.2	620290	1	Warnkontakt L=1002mm Warnkontakt L=977mm		
	30 d	173		05.08	07.14	24.0120-0206.1	420206	320 19,9 18,4 V L +S +B		
	35 d	210		10.09	07.14					
	35 i	225		10.09	07.14					
	xDrive 30 d			09.08	07.14					
	xDrive 30 d	180		09.10	07.14					
	xDrive 35 d	210		10.09	07.14					
	xDrive 35 i	225		10.09	07.14					
	xDrive 40 d	225		10.10	07.14					
	50 i	300		11.08	09.09	24.0124-0219.2	424219			
	xDrive 50 i	300		11.08	09.09					
35 d	210		01.08	09.09	24.0124-0216.1	424216	345 24,0 22,4 V L +S +B			
35 i	225		01.08	09.09						
50 i	300		10.09	07.14						
ActiveHybrid	357		10.10	07.14						
M 50 d	280		06.12	07.14						
xDrive 35 d	210		09.08	09.09						
xDrive 35 i	225		11.08	09.09						
xDrive 50 i	300		10.09	07.14						
30 d	173		05.08	07.14	03.0137-0419.2	650419			185 x 30 Bremsbacken-Zubehör	
35 d	210		01.08	07.14	03.0137-9288.2	669288				
35 i	225		01.08	07.14						
50 i	300		05.08	07.14						
ActiveHybrid	357		10.10	07.14						
M	408		09.09	07.14						
M 50 d	280		06.12	07.14						
xDrive 30 d			09.08	07.14						
xDrive 30 d	180		09.10	07.14						
xDrive 35 d	210		09.08	07.14						
xDrive 35 i	225		09.08	07.14						
xDrive 40 d	225		10.10	07.14						
xDrive 50 i	300		09.08	07.14						
BMW X6/F16 (14-)										
	xDrive 30 d	155		08.14		13.0460-7231.2	607231	24170 20,2 +/WE 24170 20,2 +/WE Warnkontakt L=938mm	ATE ATE	
	xDrive 30 d	190		08.14		13.0470-7231.2	LD7231			
	xDrive 35 i	225		12.14		24.8190-0289.2	620289			
	xDrive 40 d	230		08.14		13.0460-7231.2	607231			
	xDrive 40 d	230		08.14		24.8190-0289.2	620289			
M 50 d	280		08.14		13.0460-7261.2	607261	24436 19,7 +/WE Warnkontakt L=945mm	ATE		
xDrive 50 i	330		08.14		24.8190-0071.2	620071				
M	423		12.14		24.8190-0291.2	620291				
xDrive 30 d	155		08.14		24.0130-0200.1	430200				
xDrive 30 d	190		08.14							
	xDrive 35 i	225		12.14		24.0130-0199.1	430199	348 29,9 28,4 V L +S +B		
	xDrive 40 d	230		08.14						
	M 50 d	280		08.14		24.0136-0113.2	436113			
	xDrive 50 i	330		08.14		24.0136-0112.2	436112			
	xDrive 30 d	155		08.14		13.0460-7232.2	607232	23447 17,3 +/WE 23447 17,3 +/WE Warnkontakt L=977mm	ATE ATE	
	xDrive 30 d	190		08.14		13.0470-7232.2	LD7232			
	M 50 d	280		08.14		24.8190-0028.2	620028			
	xDrive 35 i	225		12.14		13.0460-7169.2	607169			
	xDrive 40 d	230		08.14		13.0470-7169.2	LD7169			
xDrive 50 i	330		08.14		24.8190-0028.2	620028	1	23309 17,3 +/WE 23309 17,3 +/WE Warnkontakt L=977mm	ATE ATE	
	M	423		12.14		13.0460-7260.2	607260	24458 17,3 +/WE Warnkontakt L=1002mm	ATE	
	xDrive 30 d	155		08.14		24.8190-0290.2	620290			
	xDrive 30 d	190		08.14		24.0120-0206.1	420206			
	M 50 d	280		08.14		24.0124-0216.1	424216			
	xDrive 35 i	225		12.14						
	xDrive 40 d	230		08.14				345 24,0 22,4 V L +S +B		
	xDrive 50 i	330		08.14						
	M	423		12.14		03.0137-0419.2	650419			
	M 50 d	280		08.14		03.0137-9288.2	669288			
	xDrive 30 d	155		08.14		03.0137-9702.2	669702			
	xDrive 30 d	190		08.14		03.0137-9700.2	669700			
xDrive 35 i	225		12.14				185 x 30 Bremsbacken-Zubehör Spreizschloß Satz Bremsbacken-Zubehör			
xDrive 40 d	230		08.14							
xDrive 50 i	330		08.14							
































BMW Z3/E36 (95-02)											
	1.8	85		10.95	10.98	13.0460-5405.2	605405	1		21643 17,8 +/WE 21643 17,8 +/WE Warnkontakt L=786mm	ATE ATE
	1.9			10.95	12.02	13.0470-5405.2	LD5405				
	2.0	110		04.99	08.00	24.8190-0207.2	620207				
	2.2	125		10.00	12.02						
	2.8 Coupe	141		07.97	06.00						
	2.8 Roadster	141		05.97	06.00						
	3.0 Coupe	170		06.00	12.02						
	3.0 Roadster	170		06.00	12.02						
M Coupe			02.98	12.02	13.0460-6033.2	606033	1		20968 20,3 +/WE Warnkontakt L=810mm	ATE	
M Roadster			03.97	12.02	24.8190-0210.2	620210					
	1.8	85		10.95	10.98	24.0112-0126.1	412126			286 12,0 10,4 +S +B 286 12,0 9,6 +S +B PD	
	1.9			10.95	12.02	24.0312-0126.1	512126				
	2.0	110		04.99	08.00	24.0122-0115.1	422115				
	2.2	125		10.00	12.02	24.0322-0115.1	522115				
	2.8 Coupe	141		07.97	06.00						
	2.8 Roadster	141		05.97	06.00						
	3.0 Coupe	170		06.00	12.02	24.0122-0160.1	422160				
	3.0 Roadster	170		06.00	12.02	24.0322-0160.1	522160				
M Coupe			02.98	12.02	24.0128-0204.2	428204		☐ zweiteilige Bremsscheibe 1) ☐ zweiteilige Bremsscheibe 1)	315 28,0 26,4 V L +S 315 28,0 26,4 V L +S +B		
M Roadster			03.97	12.02	24.0128-0205.2	428205					
	1.8	85		10.95	10.98	24.0741-1103.3	360161	2	☐	Radsensor L=560	
	1.9			10.95	08.00						
	2.0	110		04.99	08.00						
	2.8 Coupe	141		07.97	06.00						
	2.8 Roadster	141		05.97	06.00						
	3.0 Coupe	170		06.00	08.00						
	3.0 Roadster	170		06.00	08.00						
	M Coupe			02.98	08.00						
M Roadster			03.97	08.00							
1.9			09.00	12.02	24.0741-1103.3	360161	2	☐ - DSC	Radsensor L=560		
2.2	125		10.00	12.02							
3.0 Coupe	170		09.00	12.02							
3.0 Roadster	170		09.00	12.02							
M Coupe			09.00	12.02							
M Roadster			09.00	12.02							
	1.8	85		10.95	10.98	13.0460-3605.2	603605	1		20180 17,3 +/WE 20180 17,3 +/WE Warnkontakt L=840mm	ATE ATE
	1.9			10.95	12.02	13.0470-3605.2	LD3605				
	2.0	110		04.99	08.00	24.8190-0211.2	620211				
	2.2	125		10.00	12.02						
	2.8 Coupe	141		07.97	06.00						
	2.8 Roadster	141		05.97	06.00						
	3.0 Coupe	170		06.00	12.02						
	3.0 Roadster	170		06.00	12.02						
M Coupe			02.98	12.02	13.0460-3803.2	603803	1		20995 17,3 +/WE Warnkontakt L=840mm	ATE	
M Roadster			03.97	12.02	24.8190-0211.2	620211					
	1.8	85		10.95	10.98	24.0110-0273.1	410273			272 10,0 8,4 L +S +B	
	1.9			10.95	12.02						
	2.0	110		04.99	08.00						
	2.2	125		10.00	12.02						
	2.8 Coupe	141		07.97	06.00						
	2.8 Roadster	141		05.97	06.00						
	3.0 Coupe	170		06.00	12.02	24.0120-0189.1	420189				
	3.0 Roadster	170		06.00	12.02	24.0120-0190.1	420190				
M Coupe			02.98	12.02				☐ ☐	312 20,0 18,4 V L +S +B 312 20,0 18,4 V L +S +B		
M Roadster			03.97	12.02							
	1.8	85		10.95	10.98	03.0137-0248.2	650248			161 x 25 Bremsbacken-Zubehör	
	1.9			10.95	12.02	03.0137-9148.2	669148				
	2.0	110		04.99	08.00						
	2.2	125		10.00	12.02						
	2.8 Coupe	141		07.97	06.00						
	2.8 Roadster	141		05.97	06.00						
	3.0 Coupe	170		06.00	12.02						
	3.0 Roadster	170		06.00	12.02						
M Coupe			02.98	12.02	03.0137-0150.2	650150			180 x 25 Bremsbacken-Zubehör		
M Roadster			03.97	12.02	03.0137-9062.2	669062					

BMW Z4 Roadster/E85 (03-08)






















	2.0 i	110		04.05	12.08	13.0460-5405.2	605405	1		21643 17,8 +/WE 21643 17,8 +/WE Warnkontakt L=601mm	ATE ATE
	2.2 i	125		10.03	12.08	13.0470-5405.2	LD5405				
	2.5 i	130		01.06	12.08	24.8190-0220.2	620220				
	2.5 i	141		12.02	12.08						
	2.5 si	160		01.06	12.08						
	3.0 i	170		12.02	12.08						
	3.0 si	195		01.06	12.08	13.0460-7155.2	607155				
M	252		01.06	12.08	13.0470-7155.2	LD7155					
	2.0 i	110		04.05	12.08	24.0122-0115.1	422115			286 22,0 20,4 V L +S +B 286 22,0 19,6 V L +S +B PD	
	2.2 i	125		10.03	12.08	24.0322-0115.1	522115				
	2.5 i	130		01.06	12.08						
	2.5 i	141		12.02	12.08						
	2.5 si	160		01.06	12.08	24.0122-0160.1	422160				
	3.0 i	170		12.02	12.08	24.0322-0160.1	522160				

1) two-piece brake disc / disco frenante in due parti / disque d.fr.en deux parties / disco de fr.de dos piezas



									
BMW Z4 Roadster/E85 (03-08)									
	3.0 si	195		01.06	12.08	24.0125-0138.1	425138		325 24,9 23,4 V L +S +B
	M	252		01.06	12.08	24.0325-0138.1	525138		325 24,9 22,5 V L +S +B PD
						24.0128-0208.2	428208	<input type="checkbox"/> zweiteilige Bremsscheibe/ mit ABE 1)	345 28,0 26,4 V L +S +B
						24.0128-0209.2	428209	<input type="checkbox"/> zweiteilige Bremsscheibe/ mit ABE 1)	345 28,0 26,4 V L +S +B
	2.0 i	110		04.05	12.08	24.0711-5277.3	360322	<input type="checkbox"/>	Radsensor L=565
	2.2 i	125		10.03	12.08	24.0711-5278.3	360323	<input type="checkbox"/>	Radsensor L=565
	2.5 i	130		01.06	12.08				
	2.5 i	141		12.02	12.08				
	2.5 si	160		01.06	12.08				
	3.0 i	170		12.02	12.08				
	3.0 si	195		01.06	12.08				
	M	252		01.06	12.08				
	2.0 i	110		04.05	12.08	13.0460-3605.2	603605		20180 17,3 +/WE ATE
	2.2 i	125		10.03	12.08	13.0470-3605.2	LD3605		20180 17,3 +/WE ATE
	2.5 i	130		01.06	12.08	24.8190-0229.2	620229	1	Warnkontakt L=1143mm
	2.5 i	141		12.02	12.08				
	2.5 si	160		01.06	12.08				
	3.0 i	170		12.02	12.08				
	3.0 si	195		01.06	12.08				
	M	252		01.06	12.08				
	2.0 i	110		04.05	12.08	13.0460-7079.2	607079		21487 17,3 +/WE ATE
	2.2 i	125		10.03	12.08	13.0470-7079.2	LD7079		21487 17,3 +/WE ATE
	2.5 i	130		01.06	12.08	24.8190-0245.2	620245	1	Warnkontakt L=1163mm
	2.5 i	141		12.02	12.08				
	2.5 si	160		01.06	12.08				
	3.0 i	170		12.02	12.08				
	3.0 si	195		01.06	12.08				
	M	252		01.06	12.08				
	2.0 i	110		04.05	12.08	24.0110-0287.1	410287		280 10,0 8,4 L +S +B
	2.2 i	125		10.03	12.08				
	2.5 i	130		01.06	12.08				
	2.5 i	141		12.02	12.08				
	2.5 si	160		01.06	12.08	24.0119-0112.1	419112		294 19,0 17,4 V L +S +B
	3.0 i	170		12.02	12.08				
	3.0 si	195		01.06	12.08				
	M	252		01.06	12.08				
	2.0 i	110		04.05	12.08	24.0711-6094.3	360179	2 <input type="checkbox"/>	Radsensor L=806
	2.2 i	125		10.03	12.08				
	2.5 i	130		01.06	12.08				
	2.5 i	141		12.02	12.08				
	2.5 si	160		01.06	12.08				
	3.0 i	170		12.02	12.08				
	3.0 si	195		01.06	12.08				
	M	252		01.06	12.08				
	2.0 i	110		04.05	12.08	03.0137-0379.2	650379		161 x 20
	2.2 i	125		10.03	12.08	03.0137-9265.2	669265		Bremsbacken-Zubehör
	2.5 i	130		01.06	12.08	03.0137-9701.2	669701		Bremsbacken-Zubehör
	2.5 i	141		12.02	12.08	03.0137-9702.2	669702		Spreizschloß Satz
	2.5 si	160		01.06	12.08				
	3.0 i	170		12.02	12.08				
	3.0 si	195		01.06	12.08				
	M	252		01.06	12.08	03.0137-0419.2	650419		185 x 30
								Bremsbacken-Zubehör	
						03.0137-9288.2	669288		
BMW Z4 Coupe/E86 (06-08)									
	3.0 si	195		03.06	09.08	13.0460-7155.2	607155		23183 20,3 +/WE ATE
	M	252		03.06	09.08	13.0470-7155.2	LD7155		23183 20,3 +/WE ATE
						24.8190-0244.2	620244	1	Warnkontakt L=611mm
						13.0460-7185.2	607185		21064 20,3 +/WE ATE
	3.0 si	195		03.06	09.08	24.8190-0244.2	620244	1	Warnkontakt L=611mm
	M	252		03.06	09.08				
	3.0 si	195		03.06	09.08	24.0125-0138.1	425138		325 24,9 23,4 V L +S +B
	M	252		03.06	09.08	24.0325-0138.1	525138		325 24,9 22,5 V L +S +B PD
						24.0128-0208.2	428208	<input type="checkbox"/> zweiteilige Bremsscheibe/ mit ABE 1)	345 28,0 26,4 V L +S +B
						24.0128-0209.2	428209	<input type="checkbox"/> zweiteilige Bremsscheibe/ mit ABE 1)	345 28,0 26,4 V L +S +B
	3.0 si	195		03.06	09.08	24.0711-5277.3	360322	<input type="checkbox"/>	Radsensor L=565
	M	252		03.06	09.08	24.0711-5278.3	360323	<input type="checkbox"/>	Radsensor L=565
	3.0 si	195		03.06	09.08	13.0460-3605.2	603605		20180 17,3 +/WE ATE
	M	252		03.06	09.08	13.0470-3605.2	LD3605		20180 17,3 +/WE ATE
						24.8190-0229.2	620229	1	Warnkontakt L=1143mm
						13.0460-7079.2	607079		21487 17,3 +/WE ATE
						13.0470-7079.2	LD7079		21487 17,3 +/WE ATE
						24.8190-0245.2	620245	1	Warnkontakt L=1163mm
	3.0 si	195		03.06	09.08	24.0119-0112.1	419112		294 19,0 17,4 V L +S +B
	M	252		03.06	09.08				
	3.0 si	195		03.06	09.08	24.0711-6094.3	360179	2 <input type="checkbox"/>	Radsensor L=806
	M	252		03.06	09.08				
	3.0 si	195		03.06	09.08	03.0137-0379.2	650379		161 x 20
	M	252		03.06	09.08	03.0137-9265.2	669265		Bremsbacken-Zubehör
						03.0137-9701.2	669701		Bremsbacken-Zubehör
						03.0137-9702.2	669702		Spreizschloß Satz
						03.0137-0419.2	650419		185 x 30
						03.0137-9288.2	669288		Bremsbacken-Zubehör
BMW Z4 Roadster/E89 (09-)									
	sDrive 23i	150		01.09	02.10	13.0460-7216.2	607216		23794 20,3 +/WE ATE
						13.0470-7216.2	LD7216		23794 20,3 +/WE ATE
						24.8190-0263.2	620263	1	Warnkontakt L=969mm



















1) two-piece brake disc/ with ABE / disco frenante in due parti/ con ABE / disque d.fr.en deux parties/ avec ABE / disco de fr.de dos piezas/ con ABE

								
BMW Z4 Roadster/E89 (09-)								
	sDrive 18i	115		03.13				
	sDrive 20i	135		09.11		13.0460-7216.2	607216	23794 20,3 +/WE ATE
	sDrive 23i	150		03.10		13.0470-7216.2	LD7216	23794 20,3 +/WE ATE
	sDrive 28i	180		09.11		24.8190-0295.2	620295	Warnkontakt L=1013mm
	sDrive 30i	190		03.10				
	sDrive 30i	190		01.09	02.10	13.0460-7216.2	607216	23794 20,3 +/WE ATE
						13.0470-7216.2	LD7216	23794 20,3 +/WE ATE
						24.8190-0263.2	620263	Warnkontakt L=969mm
	sDrive 35i	225		01.09	02.10	13.0460-7237.2	607237	24161 20,3 +/WE ATE
						13.0460-7238.2	607238	23313 20,3 +/WE ATE
						13.0470-7238.2	LD7238	23313 20,3 +/WE ATE
						24.8190-0263.2	620263	Warnkontakt L=969mm
	sDrive 35i	225		03.10		13.0460-7237.2	607237	24161 20,3 +/WE ATE
	sDrive 35is	250		09.10		13.0460-7238.2	607238	23313 20,3 +/WE ATE
						24.8190-0295.2	620295	Warnkontakt L=1013mm
	sDrive 18i	115		03.13		24.0124-0197.1	424197	300 24,0 22,4 V L +S +B
	sDrive 20i	135		09.11		24.0324-0197.1	524197	300 24,0 21,6 V L +S +B PD
	sDrive 23i	150		01.09				
	sDrive 28i	180		09.11		24.0124-0242.2	424242	330 24,0 22,4 V L +S +B
	sDrive 30i	190		01.09				zweitteilige Bremsscheibe 1)
	sDrive 35i	225		01.09		24.0130-0216.2	430216	348 30,0 28,4 V L +S +B
	sDrive 35is	250		09.10				zweitteilige Bremsscheibe 1)
	sDrive 23i	150		01.09	02.10	13.0460-2759.2	602759	24559 17,8 +/WE/Zub/S LUC
	sDrive 30i	190		01.09	02.10	13.0460-2759.2	602759	24559 17,8 +/WE/Zub/S LUC
						24.8190-0262.2	620262	Warnkontakt L=1338mm
	sDrive 18i	115		03.13		13.0460-2759.2	602759	24559 17,8 +/WE/Zub/S LUC
	sDrive 20i	135		09.11		24.8190-0294.2	620294	Warnkontakt L=1361mm
	sDrive 23i	150		03.10				
	sDrive 28i	180		09.11				
	sDrive 30i	190		03.10				
	sDrive 35i	225		01.09	02.10	13.0460-2760.2	602760	24561 17,7 +/WE/Zub/S LUC
						13.0470-2760.2	LD2760	24561 17,7 +/WE/Zub/S LUC
						24.8190-0262.2	620262	Warnkontakt L=1338mm
	sDrive 35i	225		03.10		13.0460-2760.2	602760	24561 17,7 +/WE/Zub/S LUC
	sDrive 35is	250		09.10		13.0470-2760.2	LD2760	24561 17,7 +/WE/Zub/S LUC
						24.8190-0294.2	620294	Warnkontakt L=1361mm
	sDrive 18i	115		03.13		24.0120-0226.1	420226	300 20,0 18,4 V L +S +B
	sDrive 20i	135		09.11				
	sDrive 23i	150		01.09				
	sDrive 28i	180		09.11				
	sDrive 30i	190		01.09				
BMW Z8/E52 (00-03)								
	4.9	294		06.00	08.03	13.0460-7183.2	607183	21484 20,5 +/WE ATE
						24.8190-0233.2	620233	Warnkontakt L=758mm
	4.9	294		06.00	08.03	24.0132-0160.1	432160	334 31,9 30,4 V L +S +B
	4.9	294		06.00	08.03	13.0460-7079.2	607079	21487 17,3 +/WE ATE
						24.8190-0218.2	620218	Warnkontakt L=545mm
	4.9	294		06.00	08.03	24.0120-0182.1	420182	328 20,0 18,4 V L +S +B
	4.9	294		06.00	08.03	24.0710-2003.1	360210	2 Radsensor L=1029
	4.9	294		06.00	08.03	03.0137-0150.2	650150	180 x 25
						03.0137-9062.2	669062	Bremsbacken-Zubehör
CHEVROLET AVEO (T200,T250) (04-11)								
	1.2 i	53		03.06	07.11	13.0460-5899.2	605899	23974 17,6 AKE
	1.2 i	55		01.08	07.11			
	1.2 i	56		03.06	07.11			
	1.2 i	62		01.08	07.11			
	1.2 LPG	62		04.08	07.11			
	1.4 CNG	69		01.10	07.11			
	1.4 i 16V	69		03.06	07.11			
	1.4 i 16V	74		01.08	07.11			
	1.5 i	62		05.05	07.11			
	1.6 i 16V	75		03.06	07.11			
	1.6 i 16V	76		05.05	07.11			
	1.6 i 16V	77		12.04	07.11			
	1.2 i	53		03.06	07.11	24.0120-0115.1	420115	Naben D=60 ²⁾
	1.2 i	55		01.08	07.11	24.0120-0227.1	420227	Naben D=59 ³⁾
	1.2 i	56		03.06	07.11			
	1.2 i	62		01.08	07.11			
	1.2 LPG	62		04.08	07.11			
	1.4 CNG	69		01.10	07.11			
	1.4 i 16V	69		03.06	07.11			
	1.4 i 16V	74		01.08	07.11			
	1.5 i	62		05.05	07.11			
	1.6 i 16V	75		03.06	07.11			
	1.6 i 16V	76		05.05	07.11			
	1.6 i 16V	77		12.04	07.11			

1) two-piece brake disc / disco frenante in due parti / disque d.fr.en deux parties / disco de fr.de dos piezas

2) hub diameter=60 / diametro mozzo=60 / diamètre du moyeu=60 / diametro del buje=60

3) hub diameter=59 / diametro mozzo=59 / diamètre du moyeu=59 / diametro del buje=59

										
CHEVROLET AVEO (T200,T250) (04-11)										
	1.6 i 16V	77		12.04	07.11	24.0120-0115.1 24.0120-0227.1	420115 420227	Naben D=60 ¹⁾ Naben D=59 ²⁾	236 20,0 17,0 V L +S +B 236 20,0 18,0 V L +B	
	1.2 i 1.2 i 1.2 i 1.2 i 1.2 LPG 1.4 CNG 1.4 i 16V 1.4 i 16V 1.5 i 1.6 i 16V 1.6 i 16V 1.6 i 16V	53 55 56 62 62 69 69 74 62 75 76 77		03.06 01.08 03.06 01.08 04.08 01.10 03.06 01.08 05.05 03.06 05.05 12.04	07.11 07.11 07.11 07.11 07.11 07.11 07.11 07.11 07.11 07.11 07.11 07.11	03.0137-0472.2 03.0137-9167.2	650472 669167		200 x 36 HEB Bremsbacken-Zubehör	
	1.2 i 1.2 i 1.2 i 1.2 i 1.2 LPG 1.4 CNG 1.4 i 16V 1.4 i 16V 1.5 i 1.6 i 16V 1.6 i 16V 1.6 i 16V	53 55 56 62 62 69 69 74 62 75 76 77		03.06 01.08 03.06 01.08 04.08 01.10 03.06 01.08 05.05 03.06 05.05 12.04	07.11 07.11 07.11 07.11 07.11 07.11 07.11 07.11 07.11 07.11 07.11 07.11	03.0520-6619.3	696619		19,05/200x36 TopKit	
CHEVROLET AVEO (T300) (11-)										
	1.2 16V 1.2 16V 1.2 LPG 1.3 D 1.3 D 1.4 16V 1.4 16V 1.6 16V 1.6 16V 1.6 16V	51 63 63 55 70 74 76 85 88 89		03.11 03.11 11.12 07.11 07.11 03.11 12.12 03.11 06.11 12.12		13.0460-7262.2 13.0470-7262.2	607262 LD7262	+ 15" Rad ³⁾ + 15" Rad ³⁾	25031 19,1 +/WK/Zub 25031 19,1 +/WK/Zub ATE	
	1.4 Turbo	103		08.13		13.0460-7262.2 13.0470-7262.2	607262 LD7262		25031 19,1 +/WK/Zub 25031 19,1 +/WK/Zub ATE	
	1.2 16V 1.2 16V 1.2 LPG 1.3 D 1.3 D 1.4 16V 1.4 16V 1.6 16V 1.6 16V 1.6 16V	51 63 63 55 70 74 76 85 88 89		03.11 03.11 11.12 07.11 07.11 03.11 12.12 03.11 06.11 12.12		24.0126-0165.1 24.0326-0165.1	426165 526165	+ 15" Rad ³⁾ + 15" Rad ³⁾	276 26,0 23,0 V +S +B 276 26,0 23,0 V +S +B PD	
	1.4 Turbo	103		08.13		24.0126-0165.1 24.0326-0165.1	426165 526165		276 26,0 23,0 V +S +B 276 26,0 23,0 V +S +B PD	
	1.4 Turbo	103		08.13		13.0460-7264.2 13.0470-7264.2	607264 LD7264		25096 17,0 +/WK/Zub ATE 25096 17,0 +/WK/Zub ATE	
	1.4 Turbo	103		08.13		24.0112-0188.1	412188		268 12,0 10,0 +S +B	
CHEVROLET CAPTIVA (06-)										
	2.0 VCDi 2.0 VCDi 4WD 2.0 VDCi 2.0 VDCi 4WD 2.2 VCDi 2.2 VCDi 4WD 2.2 VCDi 4WD 2.4 2.4 2.4 2.4 2.4 4WD 2.4 4WD 2.4 4WD 2.4 4WD 2.4 Flex 2.4 LPG 2.4 LPG 4WD 3.0 4WD 3.0 Flex 3.0 Flex AWD 3.2 4WD	110 110 93 93 120 120 135 100 103 123 136 100 103 123 136 100 100 190 197 197 169		09.07 10.06 10.06 10.06 03.11 03.11 03.11 06.06 12.06 03.11 01.11 06.06 12.06 03.11 01.11 01.07 01.07 01.10 01.11 01.11 06.06			13.0460-5785.2	605785		24510 17,0 +/WK
	2.0 VCDi 2.0 VCDi 4WD 2.0 VDCi 2.0 VDCi 4WD	110 110 93 93		09.07 10.06 10.06 10.06		24.0129-0101.1	429101		296 29,0 27,5 V L +B	

¹⁾ hub diameter=60 / diametro mozzo=60 / diamètre du moyeu=60 / diámetro del buje=60

²⁾ hub diameter=59 / diametro mozzo=59 / diamètre du moyeu=59 / diámetro del buje=59

³⁾ + 15" wheel / + ruota 15" / + roue 15" / + rueda 15"



CHEVROLET CAPTIVA (06-)

	2.2 VCDi 120 2.2 VCDi 4WD 120 2.2 VCDi 4WD 135 2.4 100 2.4 103 2.4 123 2.4 136 2.4 4WD 100 2.4 4WD 103 2.4 4WD 123 2.4 Flex 136 2.4 LPG 100 2.4 LPG 4WD 100 3.0 4WD 190 3.0 Flex 197 3.0 Flex AWD 197 3.2 4WD 169		03.11 03.11 03.11 06.06 12.06 03.11 01.11 06.06 12.06 03.11 01.11 01.07 01.10 01.11 01.11 06.06		24.0129-0101.1 429101		296 29,0 27,5 VL +B
	2.0 VCDi 110 2.0 VCDi 4WD 110 2.0 VDCi 93 2.0 VDCi 4WD 93 2.2 VCDi 120 2.2 VCDi 4WD 120 2.2 VCDi 4WD 135 2.4 100 2.4 103 2.4 123 2.4 136 2.4 4WD 100 2.4 4WD 103 2.4 4WD 123 2.4 Flex 136 2.4 LPG 100 2.4 LPG 4WD 100 3.0 4WD 190 3.0 Flex 197 3.0 Flex AWD 197 3.2 4WD 169		09.07 10.06 10.06 10.06 03.11 03.11 03.11 06.06 12.06 03.11 01.11 06.06 12.06 03.11 01.11 01.07 01.10 01.11 01.11 06.06		13.0460-5788.2 605788 13.0460-0135.2 610135		24498 14,7 +/WK/Zub Belagsatz-Zubehör
	2.0 VCDi 110 2.0 VCDi 4WD 110 2.0 VDCi 93 2.0 VDCi 4WD 93 2.2 VCDi 120 2.2 VCDi 4WD 120 2.2 VCDi 4WD 135 2.4 100 2.4 103 2.4 123 2.4 136 2.4 4WD 100 2.4 4WD 103 2.4 4WD 123 2.4 Flex 136 2.4 LPG 100 2.4 LPG 4WD 100 3.0 4WD 190 3.0 Flex 197 3.0 Flex AWD 197 3.2 4WD 169		09.07 10.06 10.06 10.06 03.11 03.11 03.11 06.06 12.06 03.11 01.11 06.06 12.06 03.11 01.11 01.07 01.10 01.11 01.11 06.06		24.0120-0209.1 420209		303 20,0 18,4 VL +B
	2.0 VCDi 110 2.0 VCDi 4WD 110 2.0 VDCi 93 2.0 VDCi 4WD 93 2.2 VCDi 120 2.2 VCDi 4WD 120 2.2 VCDi 4WD 135 2.4 100 2.4 103 2.4 123 2.4 136 2.4 4WD 100 2.4 4WD 103 2.4 4WD 123 2.4 Flex 136 2.4 LPG 100 2.4 LPG 4WD 100 3.0 4WD 190 3.0 Flex 197 3.0 Flex AWD 197 3.2 4WD 169		09.07 10.06 10.06 10.06 03.11 03.11 03.11 06.06 12.06 03.11 01.11 06.06 12.06 03.11 01.11 01.07 01.10 01.11 01.11 06.06		03.0137-3011.2 653011		188 x 26

CHEVROLET CRUZE (09-)

	1.4 16V 1.6 16V 1.6 16V 1.6 16V 1.7 D	80 83 91 96	08.12 05.09 05.09 05.09 01.12	+ Bremsscheibendurchm. 276 mm ¹⁾ + Bremsscheibendurchm. 276 mm ¹⁾ + Bremsscheibendurchm. 276 mm ¹⁾ + Bremsscheibendurchm. 276 mm ¹⁾ + Bremsscheibendurchm. 276 mm ¹⁾	13.0460-7262.2 607262 13.0470-7262.2 LD7262		25031 19,1 +/WK/Zub 25031 19,1 +/WK/Zub ATE
--	---	----------------------	---	---	--	--	--

¹⁾ + brake disc diameter 276 mm / + disco fr.diam. 276mm / + disques fr.diam. 276mm / + disco fr.díam. 276mm



CHEVROLET CRUZE (09-)

























	1.8 16V	103	11.09	+ Bremsscheibendurchm. 276 mm ¹⁾	13.0460-7262.2	607262		25031 19,1 +/WK/Zub	ATE
	1.8 16V	104	05.09	+ Bremsscheibendurchm. 276 mm ¹⁾	13.0470-7262.2	LD7262		25031 19,1 +/WK/Zub	
	1.8 16V LPG	104	06.11	+ Bremsscheibendurchm. 276 mm ¹⁾					
	1.8 Flex	106	01.11	+ Bremsscheibendurchm. 276 mm ¹⁾					
	2.0 CDI	90	05.09	+ Bremsscheibendurchm. 276 mm ¹⁾					
	2.0 CDI	92	05.09	+ Bremsscheibendurchm. 276 mm ¹⁾					
	2.0 CDI	110	05.09	+ Bremsscheibendurchm. 276 mm ¹⁾					
	2.0 CDI	120	08.10	+ Bremsscheibendurchm. 276 mm ¹⁾					
	1.4 16V	80	08.12	+ Bremsscheibendurchm. 300 mm ²⁾	13.0460-7263.2	607263		24034 19,1 +/WK/Zub	
	1.6 16V	83	05.09	+ Bremsscheibendurchm. 300 mm ²⁾	13.0470-7263.2	LD7263		24034 19,1 +/WK/Zub	
1.6 16V	83	05.09	+ Bremsscheibendurchm. 300 mm ²⁾						
1.6 16V	91	05.09	+ Bremsscheibendurchm. 300 mm ²⁾						
1.7 D	96	01.12	+ Bremsscheibendurchm. 300 mm ²⁾						
1.8 16V	103	11.09	+ Bremsscheibendurchm. 300 mm ²⁾						
1.8 16V	104	05.09	+ Bremsscheibendurchm. 300 mm ²⁾						
1.8 16V LPG	104	06.11	+ Bremsscheibendurchm. 300 mm ²⁾						
1.8 Flex	106	01.11	+ Bremsscheibendurchm. 300 mm ²⁾						
2.0 CDI	90	05.09	+ Bremsscheibendurchm. 300 mm ²⁾						
2.0 CDI	92	05.09	+ Bremsscheibendurchm. 300 mm ²⁾						
2.0 CDI	110	05.09	+ Bremsscheibendurchm. 300 mm ²⁾						
2.0 CDI	120	08.10	+ Bremsscheibendurchm. 300 mm ²⁾						
	1.4 16V	80	08.12	+ Bremsscheibendurchm. 276 mm ¹⁾	24.0126-0165.1	426165		276 26,0 23,0 V +S +B	
	1.6 16V	83	05.09	+ Bremsscheibendurchm. 276 mm ¹⁾	24.0326-0165.1	526165		276 26,0 23,0 V +S +B PD	
	1.6 16V	83	05.09	+ Bremsscheibendurchm. 276 mm ¹⁾					
	1.6 16V	91	05.09	+ Bremsscheibendurchm. 276 mm ¹⁾					
	1.7 D	96	01.12	+ Bremsscheibendurchm. 276 mm ¹⁾					
	1.8 16V	103	11.09	+ Bremsscheibendurchm. 276 mm ¹⁾					
	1.8 16V	104	05.09	+ Bremsscheibendurchm. 276 mm ¹⁾					
	1.8 16V LPG	104	06.11	+ Bremsscheibendurchm. 276 mm ¹⁾					
	1.8 Flex	106	01.11	+ Bremsscheibendurchm. 276 mm ¹⁾					
	2.0 CDI	90	05.09	+ Bremsscheibendurchm. 276 mm ¹⁾					
2.0 CDI	92	05.09	+ Bremsscheibendurchm. 276 mm ¹⁾						
2.0 CDI	110	05.09	+ Bremsscheibendurchm. 276 mm ¹⁾						
2.0 CDI	120	08.10	+ Bremsscheibendurchm. 276 mm ¹⁾						
	1.4 16V	80	08.12	+ Bremsscheibendurchm. 300 mm ²⁾	24.0126-0166.1	426166		300 26,0 23,0 V L +S +B	
	1.6 16V	83	05.09	+ Bremsscheibendurchm. 300 mm ²⁾	24.0326-0166.1	526166		300 26,0 23,0 V L +S +B PD	
	1.6 16V	83	05.09	+ Bremsscheibendurchm. 300 mm ²⁾					
	1.6 16V	91	05.09	+ Bremsscheibendurchm. 300 mm ²⁾					
	1.7 D	96	01.12	+ Bremsscheibendurchm. 300 mm ²⁾					
	1.8 16V	103	11.09	+ Bremsscheibendurchm. 300 mm ²⁾					
	1.8 16V	104	05.09	+ Bremsscheibendurchm. 300 mm ²⁾					
	1.8 16V LPG	104	06.11	+ Bremsscheibendurchm. 300 mm ²⁾					
	1.8 Flex	106	01.11	+ Bremsscheibendurchm. 300 mm ²⁾					
	2.0 CDI	90	05.09	+ Bremsscheibendurchm. 300 mm ²⁾					
2.0 CDI	92	05.09	+ Bremsscheibendurchm. 300 mm ²⁾						
2.0 CDI	110	05.09	+ Bremsscheibendurchm. 300 mm ²⁾						
2.0 CDI	120	08.10	+ Bremsscheibendurchm. 300 mm ²⁾						
	1.6 16V	83	05.09		24.0711-5348.3	360351	2	Radsensor L=800	
	1.8 16V	103	11.09						
	1.8 16V	104	05.09						
	2.0 CDI	92	05.09						
	2.0 CDI	110	05.09						
	1.4 16V	80	08.12		24.0711-5348.3	360351	2	Radsensor L=800	
	1.6 16V	83	05.09						
	1.6 16V	91	05.09						
	1.7 D	96	01.12						
	1.8 16V LPG	104	06.11						
	1.8 Flex	106	01.11						
	2.0 CDI	90	05.09						
	2.0 CDI	120	08.10						
	1.4 16V	80	08.12		13.0460-7264.2	607264		25096 17,0 +/WK/Zub	
	1.6 16V	83	05.09		13.0470-7264.2	LD7264		25096 17,0 +/WK/Zub	
	1.6 16V	83	05.09						
	1.6 16V	91	05.09						
	1.7 D	96	01.12						
	1.8 16V	103	11.09						
	1.8 16V	104	05.09						
	1.8 16V LPG	104	06.11						
	1.8 Flex	106	01.11						
	2.0 CDI	90	05.09						
2.0 CDI	92	05.09							
2.0 CDI	110	05.09							
2.0 CDI	120	08.10							
	1.4 16V	80	08.12	+ Bremsscheibendurchm. 268 mm ³⁾	24.0112-0188.1	412188		268 12,0 10,0 +S +B	
	1.6 16V	83	05.09	+ Bremsscheibendurchm. 268 mm ³⁾					
	1.6 16V	83	05.09	+ Bremsscheibendurchm. 268 mm ³⁾					
	1.6 16V	91	05.09	+ Bremsscheibendurchm. 268 mm ³⁾					
	1.7 D	96	01.12	+ Bremsscheibendurchm. 268 mm ³⁾					
	1.8 16V	103	11.09	+ Bremsscheibendurchm. 268 mm ³⁾					
	1.8 16V	104	05.09	+ Bremsscheibendurchm. 268 mm ³⁾					
	1.8 16V LPG	104	06.11	+ Bremsscheibendurchm. 268 mm ³⁾					
	1.8 Flex	106	01.11	+ Bremsscheibendurchm. 268 mm ³⁾					
	2.0 CDI	90	05.09	+ Bremsscheibendurchm. 268 mm ³⁾					
2.0 CDI	92	05.09	+ Bremsscheibendurchm. 268 mm ³⁾						
2.0 CDI	110	05.09	+ Bremsscheibendurchm. 268 mm ³⁾						
2.0 CDI	120	08.10	+ Bremsscheibendurchm. 268 mm ³⁾						

¹⁾ + brake disc diameter 276 mm / + disco fr.diam. 276mm / + disques fr.diam. 276mm / + disco fr.diam. 276mm

²⁾ + brake disc diameter 300mm / + diametro dischi freno 300mm / + diamètre disques frein 300mm / + diamètre disco freno 300mm

³⁾ + brake disc diameter 268 mm / + disco fr.diam. 268mm / + disques fr.diam. 268mm / + disco fr.diam. 268mm































										
CHEVROLET CRUZE (09-)										
	1.4 16V 1.6 16V 1.6 16V 1.6 16V 1.7 D 1.8 16V 1.8 16V 1.8 16V LPG 1.8 Flex 2.0 CDI 2.0 CDI 2.0 CDI	80 83 91 96 103 104 104 106 90 92 110 120		08.12 05.09 05.09 05.09 01.12 11.09 05.09 06.11 01.11 05.09 05.09 05.09 08.10	+ Bremsscheibendurchm. 292mm ¹⁾ + Bremsscheibendurchm. 292mm ¹⁾ + Bremsscheibendurchm. 292mm ¹⁾ + Bremsscheibendurchm. 292mm ¹⁾ + Bremsscheibendurchm. 292mm ¹⁾ + Bremsscheibendurchm. 292mm ¹⁾ + Bremsscheibendurchm. 292mm ¹⁾ + Bremsscheibendurchm. 292mm ¹⁾ + Bremsscheibendurchm. 292mm ¹⁾ + Bremsscheibendurchm. 292mm ¹⁾ + Bremsscheibendurchm. 292mm ¹⁾ + Bremsscheibendurchm. 292mm ¹⁾ + Bremsscheibendurchm. 292mm ¹⁾	24.0112-0189.1	412189		292 12,0 10,0 +S +B	
	1.4 16V 1.6 16V 1.6 16V 1.6 16V 1.7 D 1.8 16V 1.8 16V 1.8 16V LPG 1.8 Flex 2.0 CDI 2.0 CDI 2.0 CDI 2.0 CDI	80 83 91 96 103 104 104 106 90 92 110 120		08.12 05.09 05.09 05.09 01.12 11.09 05.09 06.11 01.11 05.09 05.09 05.09 08.10		24.0711-5366.3	360355	2 	Radsensor L=574	
CHEVROLET EPICA (05-10)										
	2.0 i 16V 2.0 i 16V	94 98		01.05 12.06 01.05 12.06		13.0460-5859.2 13.0460-0140.2	605859 610140		23234 16,9 +/WK Belagsatz-Zubehör	AKE AKE
	1.8 i 16V 2.0 D 2.0 i 16V 2.0 i 16V 2.0 i 16V 2.0 i 16V 2.0 i V6 2.5 i V6	90 110 85 94 96 98 105 115		01.06 12.10 01.07 12.10 08.06 12.10 01.05 12.06 08.06 12.10 01.05 12.06 06.06 12.10 06.06 12.10		24.0124-0237.1	424237		278 24,0 22,0 V +B	
CHEVROLET EVANDA (05-06)										
	2.0 i 16V	96		03.05 12.06		13.0460-5859.2 13.0460-0140.2	605859 610140		23234 16,9 +/WK Belagsatz-Zubehör	AKE AKE
	2.0 i 16V	96		03.05 12.06		24.0124-0199.1	424199		256 24,0 21,0 V +S +B	
CHEVROLET IMPALA (99-05)										
	3.4 V6 3.8 V6 3.8 V6	134 149 179		01.99 05.05 01.99 05.05 06.03 05.05		13.0460-8002.2	608002		23358 18,0 +/WK	
CHEVROLET KALOS (05-08)										
	1.2 i 1.4 i 1.4 i 16V	53 61 69		03.05 05.08 03.05 05.08 03.05 05.08		13.0460-5899.2	605899		23974 17,6	AKE
	1.2 i 1.4 i 1.4 i 16V	53 61 69		03.05 05.08 03.05 05.08 03.05 05.08		24.0120-0115.1 24.0320-0115.1 24.0120-0227.1	420115 520115 420227	Naben D=60 ²⁾ Naben D=60 ²⁾ Naben D=59 ³⁾	236 20,0 17,0 V L +S +B 236 20,0 17,0 V L +S +B PD 236 20,0 18,0 V L +B	
	1.2 i 1.4 i 1.4 i 16V	53 61 69		03.05 05.08 03.05 05.08 03.05 05.08		03.0137-0472.2 03.0137-9167.2	650472 669167		200 x 36 HEB Bremsbacken-Zubehör	
	1.2 i 1.4 i 1.4 i 16V	53 61 69		03.05 05.08 03.05 05.08 03.05 05.08		03.0520-6619.3	696619		19,05/200x36 TopKit	
CHEVROLET LACETTI (05-10)										
	1.4 i 16V 1.6 i 16V 1.8 i 16V 1.8 i 16V 2.0 TDCi	70 80 89 90 89		03.05 12.10 03.05 12.10 08.05 12.10 03.05 12.10 01.07 12.10		13.0460-5863.2	605863		23234 16,8 +/WK	AKE
	1.4 i 16V 1.6 i 16V 1.8 i 16V 1.8 i 16V 2.0 TDCi	70 80 89 90 89		03.05 12.10 03.05 12.10 08.05 12.10 03.05 12.10 01.07 12.10		24.0124-0199.1	424199		256 24,0 21,0 V +S +B	
	1.4 i 16V 1.6 i 16V 1.8 i 16V 1.8 i 16V	70 80 89 90		03.05 12.06 03.05 12.06 08.05 12.06 03.05 12.06		13.0460-5739.2	605739		24071 14,6	SUM

¹⁾ + brake disc diameter 292mm / + diametro dischi freno 292mm / + diamètre disques frein 292mm / + diámetro disco freno 292mm

²⁾ hub diameter=60 / diametro mozzo=60 / diamètre du moyeu=60 / diámetro del buje=60

³⁾ hub diameter=59 / diametro mozzo=59 / diamètre du moyeu=59 / diámetro del buje=59

								
CHEVROLET LACETTI (05-10)								
	1.4 i 16V 1.6 i 16V 1.8 i 16V 1.8 i 16V 2.0 TDCi	70 80 89 90 89	03.05 03.05 08.05 03.05 01.07	12.10 12.10 12.10 12.10 12.10	24.0110-0340.1	410340		258 10,5 8,0 +S +B
CHEVROLET LANOS (05-10)								
	1.4 1.5 1.6 i 16V	55 63 78	11.05 11.05 11.05	12.10 12.10 12.10	13.0460-7051.2	607051		20547 16,5 +/WE ATE
	1.4 1.5 1.6 i 16V	55 63 78	11.05 11.05 11.05	12.10 12.10 12.10	13.0460-7052.2	607052		21190 17,5 +/WE ATE
	1.4 1.5 1.6 i 16V	55 63 78	11.05 11.05 11.05	12.10 12.10 12.10	24.0120-0115.1	420115		236 20,0 17,0 V L +S +B
	1.4 1.5 1.6 i 16V	55 63 78	11.05 11.05 11.05	12.10 12.10 12.10	24.0124-0115.1	424115		256 24,0 21,0 V L +S +B
	1.4 1.5 1.6 i 16V	55 63 78	11.05 11.05 11.05	12.10 12.10 12.10	03.0137-0267.2	650267		200 x 46 HEB
	1.4 1.5 1.6 i 16V	55 63 78	11.05 11.05 11.05	12.10 12.10 12.10	24.0220-0036.1 24.0220-0001.2	480149 480013	- ABS + ABS	200/201 x 52,5 200/201 x 53
CHEVROLET MALIBU (V300) (12-)								
	2.0 16V 2.0 16V 2.0 LPG 2.0 VDCi 2.4 16V 2.4 16V 2.4 16V	104 108 101 118 123 125 137	02.12 12.12 02.12 04.12 01.12 01.12	+ 16" Rad ¹⁾ + 16" Rad ¹⁾ + 16" Rad ¹⁾ + 16" Rad ¹⁾ + 16" Rad ¹⁾ + 16" Rad ¹⁾	13.0460-5611.2 13.0470-5611.2	605611 LD5611		24415 19,1 +/WK/Zub MAN 24415 19,1 +/WK/Zub MAN
	2.0 16V 2.0 16V 2.0 LPG 2.0 VDCi 2.4 16V 2.4 16V 2.4 16V	104 108 101 118 123 125 137	02.12 12.12 02.12 04.12 01.12 01.12	+ 17" Rad ²⁾ + 17" Rad ²⁾ + 17" Rad ²⁾ + 17" Rad ²⁾ + 17" Rad ²⁾ + 17" Rad ²⁾	13.0460-5612.2 13.0470-5612.2	605612 LD5612		24412 19,0 +/WK/Zub MAN 24412 19,0 +/WK/Zub MAN
	2.0 16V 2.0 16V 2.0 LPG 2.0 VDCi 2.4 16V 2.4 16V 2.4 16V	104 108 101 118 123 125 137	02.12 12.12 02.12 04.12 01.12 01.12	+ 16" Rad ¹⁾ + 16" Rad ¹⁾ + 16" Rad ¹⁾ + 16" Rad ¹⁾ + 16" Rad ¹⁾ + 16" Rad ¹⁾	24.0130-0207.1 24.0330-0207.1	430207 530207		296 30,0 27,0 V L +S +B 296 30,0 27,0 V L +S +B PD
	2.0 16V 2.0 16V 2.0 LPG 2.0 VDCi 2.4 16V 2.4 16V 2.4 16V	104 108 101 118 123 125 137	02.12 12.12 02.12 04.12 01.12 01.12	+ 17" Rad ²⁾ + 17" Rad ²⁾ + 17" Rad ²⁾ + 17" Rad ²⁾ + 17" Rad ²⁾ + 17" Rad ²⁾	24.0130-0209.1 24.0330-0209.1	430209 530209		321 30,0 27,0 V L +S +B 321 30,0 27,0 V L +S +B PD
	2.0 16V 2.0 16V 2.0 LPG 2.0 VDCi 2.4 16V 2.4 16V 2.4 16V	104 108 101 118 123 125 137	02.12 12.12 02.12 04.12 01.12 01.12	+ Niveauregulierung ³⁾ + Niveauregulierung ³⁾ + Niveauregulierung ³⁾ + Niveauregulierung ³⁾ + Niveauregulierung ³⁾ + Niveauregulierung ³⁾	24.0710-5015.3	360403	2 	Radsensor L=740
	2.0 16V 2.0 16V 2.0 LPG 2.0 VDCi 2.4 16V 2.4 16V 2.4 16V	104 108 101 118 123 125 137	02.12 12.12 02.12 04.12 01.12 01.12	+ 16" Rad ¹⁾ + 16" Rad ¹⁾ + 16" Rad ¹⁾ + 16" Rad ¹⁾ + 16" Rad ¹⁾ + 16" Rad ¹⁾	24.0112-0202.1	412202		292 12,0 10,5 +B
	2.0 16V 2.0 16V 2.0 LPG 2.0 VDCi 2.4 16V 2.4 16V 2.4 16V	104 108 101 118 123 125 137	02.12 12.12 02.12 04.12 01.12 01.12	+ 17" Rad ²⁾ + 17" Rad ²⁾ + 17" Rad ²⁾ + 17" Rad ²⁾ + 17" Rad ²⁾ + 17" Rad ²⁾	24.0123-0114.1	423114		315 22,9 21,5 V +S +B
	2.0 16V 2.0 16V 2.0 LPG 2.0 VDCi 2.4 16V 2.4 16V 2.4 16V	104 108 101 118 123 125 137	02.12 12.12 02.12 04.12 01.12 01.12	+ Niveauregulierung ³⁾ + Niveauregulierung ³⁾ + Niveauregulierung ³⁾ + Niveauregulierung ³⁾ + Niveauregulierung ³⁾ + Niveauregulierung ³⁾	24.0711-5395.3 24.0711-5396.3	360381 360382	 	Radsensor L=1417 Radsensor L=1674
CHEVROLET MATIZ (05-10)								
	0.8 0.8 LPG 1.0 1.0 1.0 1.0 LPG	38 38 47 48 49 44	03.05 03.05 03.05 01.07 03.05 01.07	12.10 12.10 12.10 12.10 12.10 12.10	13.0460-5996.2 13.0460-0252.2	605996 610252		23241 16,1 Belagsatz-Zubehör

¹⁾ + 16" wheel / + ruota 16" / + roue 16" / + rueda 16"

²⁾ + 17" wheel / + ruota 17" / + roue 17" / + rueda 17"

³⁾ + suspension level control / + correttore assetto / + correcteur d'assiette / + regulación altura suspensión




























CHEVROLET MATIZ (05-10)






























	1.0 LPG	49		03.05	12.10		13.0460-5996.2 13.0460-0252.2	605996 610252		23241 16,1 Belagsatz-Zubehör
	0.8	38		03.05	12.10		24.0113-0195.1	413195		236 12,6 9,7 +B
	0.8 LPG	38		03.05	12.10					
	1.0	47		03.05	12.10					
	1.0	48		01.07	12.10					
	1.0	49		03.05	12.10					
	1.0 LPG	44		01.07	12.10					
	1.0 LPG	49		03.05	12.10					
	0.8	38		03.05	12.10		03.0137-0363.2 03.0137-9260.2	650363 669260		180 x 31 HEB Bremsbacken-Zubehör
	0.8 LPG	38		03.05	12.10					
	1.0	47		03.05	12.10					
	1.0	48		01.07	12.10					
	1.0	49		03.05	12.10					
	1.0 LPG	44		01.07	12.10					
	1.0 LPG	49		03.05	12.10					
	0.8	38		03.05	12.10		24.0218-0035.1	480146	ohne Sensorring ¹⁾	180/182 x 40
	0.8 LPG	38		03.05	12.10					
	1.0	47		03.05	12.10					
	1.0	48		01.07	12.10					
	1.0	49		03.05	12.10					
	1.0 LPG	44		01.07	12.10					
	1.0 LPG	49		03.05	12.10					
	0.8	38		03.05	12.10		03.0520-4017.3	694017		17,46/180x31 TopKit
	0.8 LPG	38		03.05	12.10					
	1.0	47		03.05	12.10					
	1.0	48		01.07	12.10					
	1.0	49		03.05	12.10					
	1.0 LPG	44		01.07	12.10					
	1.0 LPG	49		03.05	12.10					

CHEVROLET NUBIRA (05-10)































	1.4 i 16V	69	695960	01.05			13.0460-5859.2 13.0460-0140.2	605859 610140		23234 16,9 +/WK Belagsatz-Zubehör	AKE AKE
	1.4 i 16V	70	695960	01.06							
	1.5 i 16V	78	695960	01.05							
	1.6 i 16V	76	695960	01.10							
	1.6 i 16V	80	695960	03.05							
	1.8 i 16V	89	695960	08.05							
	1.8 i 16V	90	695960	03.05							
	2.0 i 16V	88	695960	01.05							
	2.0 TCDi	89	695960	01.05							
	1.4 i 16V	69	695961		12.10		13.0460-5863.2	605863		23234 16,8 +/WK	AKE
	1.4 i 16V	70	695961		12.10						
	1.5 i 16V	78	695961		12.10						
	1.6 i 16V	76	695961		12.10						
	1.6 i 16V	80	695961		12.10						
	1.8 i 16V	89	695961		12.10						
	1.8 i 16V	90	695961		12.10						
	2.0 i 16V	88	695961		12.10						
	2.0 TCDi	89	695961		12.10						
	1.4 i 16V	69		01.05	12.10		24.0124-0199.1	424199		256 24,0 21,0 V +S +B	
	1.4 i 16V	70		01.06	12.10						
	1.5 i 16V	78		01.05	12.10						
	1.6 i 16V	76		01.10	12.10						
	1.6 i 16V	80		03.05	12.10						
	1.8 i 16V	89		08.05	12.10						
	1.8 i 16V	90		03.05	12.10						
	2.0 i 16V	88		01.05	12.10						
	2.0 TCDi	89		01.05	12.10						
	1.4 i 16V	69		01.05	12.06		13.0460-5739.2	605739		24071 14,6	SUM
	1.4 i 16V	70		01.06	12.06						
	1.5 i 16V	78		01.05	12.06						
	1.6 i 16V	80		03.05	12.06						
	1.8 i 16V	89		08.05	12.06						
	1.8 i 16V	90		03.05	12.06						
	2.0 i 16V	88		01.05	12.06						
	2.0 TCDi	89		01.05	12.06						
		1.4 i 16V	69		01.05	12.10					
1.4 i 16V		70		01.06	12.10						
1.5 i 16V		78		01.05	12.10						
1.6 i 16V		76		01.10	12.10						
1.6 i 16V		80		03.05	12.10						
1.8 i 16V		89		08.05	12.10						
1.8 i 16V		90		03.05	12.10						
2.0 i 16V		88		01.05	12.10						
2.0 TCDi		89		01.05	12.10						
	1.4 i 16V	69		01.05	12.10		03.0137-0267.2	650267		200 x 46 HEB	
	1.4 i 16V	70		01.06	12.10						
	1.5 i 16V	78		01.05	12.10						
	1.6 i 16V	76		01.10	12.10						
	1.6 i 16V	80		03.05	12.10						
	1.8 i 16V	89		08.05	12.10						
	1.8 i 16V	90		03.05	12.10						
	2.0 i 16V	88		01.05	12.10						
	2.0 TCDi	89		01.05	12.10						






















¹⁾ without sensor ring / senza sensori / sans secours ABS / sin anillo sensor ABS

								
CHEVROLET NUBIRA (05-10)								
	1.4 i 16V 1.4 i 16V 1.5 i 16V 1.6 i 16V 1.6 i 16V 1.8 i 16V 1.8 i 16V 2.0 i 16V 2.0 TCDi	69 70 78 76 80 89 90 88 89		01.05 12.10 01.06 12.10 01.05 12.10 01.10 12.10 03.05 12.10 08.05 12.10 03.05 12.10 01.05 12.10 01.05 12.10		24.0220-0001.2	480013	200/201 x 53
CHEVROLET ORLANDO (11-)								
	1.4 16V 1.8 16V 1.8 LPG 2.0 D 2.0 D 2.0 LPG	103 104 104 96 120 103		06.12 02.11 06.11 02.11 02.11 02.12		13.0460-7263.2 13.0470-7263.2	607263 LD7263	24034 19,1 +/WK/Zub 24034 19,1 +/WK/Zub ATE
	1.4 16V 1.8 16V 1.8 LPG 2.0 D 2.0 D 2.0 LPG	103 104 104 96 120 103		06.12 02.11 06.11 02.11 02.11 02.12		24.0126-0166.1 24.0326-0166.1	426166 526166	300 26,0 23,0 V L +S +B 300 26,0 23,0 V L +S +B PD
	1.4 16V 1.8 16V 1.8 LPG 2.0 D 2.0 D 2.0 LPG	103 104 104 96 120 103		06.12 02.11 06.11 02.11 02.11 02.12		24.0711-5348.3	360351	2  Radsensor L=800
	1.4 16V 1.8 16V 1.8 LPG 2.0 D 2.0 D 2.0 LPG	103 104 104 96 120 103		06.12 02.11 06.11 02.11 02.11 02.12		13.0460-7264.2 13.0470-7264.2	607264 LD7264	25096 17,0 +/WK/Zub ATE 25096 17,0 +/WK/Zub ATE
	1.4 16V 1.8 16V 1.8 LPG 2.0 D 2.0 D 2.0 LPG	103 104 104 96 120 103		06.12 02.11 06.11 02.11 02.11 02.12		24.0112-0189.1	412189	292 12,0 10,0 +S +B
CHEVROLET REZZO (05-09)								
	1.6 i 16V 1.6 i 16V 2.0 i 16V 2.0 i 16V	77 826909 79 826909 89 826909 90 826909		05.09 05.09 05.09 05.09		13.0460-5859.2 13.0460-0140.2	605859 610140	23234 16,9 +/WK AKE Belagsatz-Zubehör AKE
	1.6 i 16V 1.6 i 16V 2.0 i 16V 2.0 i 16V	77 79 89 90		03.05 05.09 08.05 05.09 03.05 05.09 08.05 05.09		24.0124-0199.1	424199	256 24,0 21,0 V +S +B
CHEVROLET SPARK (05-10)								
	0.8 1.0 LPG 1.0 SX 1.0 SX 1.0 SX	37 46 44 46 49		05.05 02.10 05.05 02.10 06.09 02.10 05.05 02.10 05.05 02.10		13.0460-5996.2	605996	23241 16,1
	0.8 1.0 LPG 1.0 SX 1.0 SX 1.0 SX	37 46 44 46 49		05.05 02.10 05.05 02.10 06.09 02.10 05.05 02.10 05.05 02.10		24.0113-0195.1	413195	236 12,6 9,7 +B
	0.8 1.0 LPG 1.0 SX 1.0 SX 1.0 SX	37 46 44 46 49		05.05 02.10 05.05 02.10 06.09 02.10 05.05 02.10 05.05 02.10		03.0137-0363.2 03.0137-9260.2	650363 669260	180 x 31 HEB Bremsbacken-Zubehör
	0.8 1.0 LPG 1.0 SX 1.0 SX 1.0 SX	37 46 44 46 49		05.05 02.10 05.05 02.10 06.09 02.10 05.05 02.10 05.05 02.10		03.0520-4017.3	694017	17,46/180x31 TopKit
CHEVROLET SPARK (10-)								
	1.0 1.0 16V 1.2 16V 1.2 16V 1.2 LPG 1.2 LPG	50 50 60 61 59 60		03.10 03.10 03.10 01.11 01.11 03.10		13.0460-5642.2	605642	25268 17,8 +/WK AKE
	1.0 1.0 16V 1.2 16V 1.2 16V 1.2 LPG	50 50 60 61 59		03.10 03.10 03.10 01.11 01.11		24.0120-0227.1	420227	236 20,0 18,0 V L +B
								



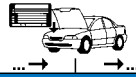






















								
CHEVROLET SPARK (10-)								
	1.2 LPG	60		03.10		24.0120-0227.1	420227	236 20,0 18,0 V L +B
	1.0	50		03.10		03.0137-0472.2	650472	200 x 36 HEB Bremsbacken-Zubehör
	1.0 16V	50		03.10		03.0137-9314.2	669314	
	1.2 16V	60		03.10				
	1.2 16V	61		01.11				
	1.2 LPG	59		01.11				
	1.2 LPG	60		03.10				
	1.0	50		03.10	03.12	03.0520-6619.3	696619	19,05/200x36 TopKit
	1.0 16V	50		03.10	03.12			
	1.2 16V	60		03.10	03.12			
	1.2 16V	61		01.11	03.12			
	1.2 LPG	59		01.11	03.12			
	1.2 LPG	60		03.10	03.12			
CHEVROLET TRANS SPORT (96-05)								
	3.4 V6	137		11.96	09.05	13.0460-8002.2	608002	23358 18,0 +/WK
	3.4 V6	138		10.00	09.05			
	3.4 V6 AWD	138		10.01	09.05			
	3.4 V6	137		11.96	09.05	24.0132-0110.1	432110	278 32,2 30,7 V
	3.4 V6	138		10.00	09.05			
	3.4 V6 AWD	138		10.01	09.05			
	3.4 V6	137		11.96	09.05	24.0111-0133.1	411133	278 11,0 9,0 +B
	3.4 V6	138		10.00	09.05			
	3.4 V6 AWD	138		10.01	09.05			
CHEVROLET TRAX (12-)								
	1.4	103		12.12		13.0460-7263.2	607263	24034 19,1 +/WK/Zub 24034 19,1 +/WK/Zub ATE
	1.4 AWD	103		12.12		13.0470-7263.2	LD7263	
	1.4 LPG	103		04.13				
	1.6	85		12.12				
	1.6 AWD	85		12.12				
	1.7 TD	96		12.12				
	1.7 TD AWD	96		12.12				
	1.8	103		03.13				
	1.8 AWD	103		03.13				
	1.7 TD	96		12.12		24.0130-0209.1	430209	321 30,0 27,0 V L +S +B 321 30,0 27,0 V L +S +B PD
	1.7 TD AWD	96		12.12		24.0330-0209.1	530209	
	1.4	103		12.12		13.0460-7264.2	607264	25096 17,0 +/WK/Zub ATE 25096 17,0 +/WK/Zub ATE
	1.4 AWD	103		12.12		13.0470-7264.2	LD7264	
	1.4 LPG	103		04.13				
	1.6	85		12.12				
	1.6 AWD	85		12.12				
	1.7 TD	96		12.12				
	1.7 TD AWD	96		12.12				
	1.8	103		03.13				
	1.8 AWD	103		03.13				
	1.4	103		12.12		24.0112-0188.1	412188	268 12,0 10,0 +S +B
	1.4 AWD	103		12.12				
	1.4 LPG	103		04.13				
	1.6	85		12.12				
	1.6 AWD	85		12.12				
	1.7 TD	96		12.12				
	1.7 TD AWD	96		12.12				
	1.8	103		03.13				
	1.8 AWD	103		03.13				
CHEVROLET VOLT (11-)								
	EV 150	111		11.11		13.0460-7263.2	607263	24034 19,1 +/WK/Zub 24034 19,1 +/WK/Zub ATE
						13.0470-7263.2	LD7263	
	EV 150	111		11.11		24.0126-0166.1	426166	300 26,0 23,0 V L +S +B 300 26,0 23,0 V L +S +B PD
						24.0326-0166.1	526166	
	EV 150	111		11.11		24.0711-5348.3	360351	2 
								Radsensor L=800
	EV 150	111		11.11		13.0460-7264.2	607264	elektrische Feststellbremse ¹⁾ elektrische Feststellbremse ¹⁾
						13.0470-7264.2	LD7264	
								25096 17,0 +/WK/Zub ATE 25096 17,0 +/WK/Zub ATE
	EV 150	111		11.11		24.0112-0189.1	412189	elektrische Feststellbremse ¹⁾
								292 12,0 10,0 +S +B
	EV 150	111		11.11		24.0711-5366.3	360355	2 
								Radsensor L=574
CHRYSLER 300 C Limousine (04-12)								
	2.7 V6	130		01.07	11.12	03.0137-4014.2	654014	183 x 31 /Zub Bremsbacken-Zubehör
	2.7 V6	142		09.04	11.12	03.0137-9269.2	669269	
	3.0 CRD	160		09.05	11.12			
	3.0 V6 CRD	155		11.10	11.12			
	3.5 V6	183		09.04	11.12			
								

¹⁾ electric parking brake / fr.di stazionamento elettrico / frein à main électrique / freno de mano eléctrico

								
CHRYSLER 300 C Limousine (04-12)								
	5.7 SRT8 5.7 V8 6.1 SRT8	250 256 317		09.04 12.09 06.05	11.12 11.12 11.12	03.0137-4014.2 03.0137-9269.2	654014 669269	183 x 31 /Zub Bremsbacken-Zubehör
CHRYSLER 300 C Touring (04-10)								
	2.7 V6 2.7 V6 3.0 CRD 3.5 V6 3.5 V6 AWD 5.7 V8 5.7 V8 AWD 6.1 SRT8	130 142 160 183 183 250 250 317		01.07 09.04 09.05 09.04 09.04 09.04 04.05 06.05	12.10 12.10 12.10 12.10 12.10 12.10 12.10 12.10	03.0137-4014.2 03.0137-9269.2	654014 669269	183 x 31 /Zub Bremsbacken-Zubehör
CHRYSLER 300 M (LR) (98-04)								
	2.7 V6 2.7 V6 3.5 V6 3.5 V6	149 150 185 187		11.98 08.00 08.00 07.98	08.00 09.04 09.04 08.00	13.0460-8003.2	608003	23043 16,0 +
	2.7 V6 2.7 V6 3.5 V6 3.5 V6	149 150 185 187		11.98 08.00 08.00 07.98	08.00 09.04 09.04 08.00	13.0460-8010.2	608010	23561 18,1 +
CHRYSLER CONCORDE (LP41) (92-97)								
	3.3 V6	120		01.95	09.97	13.0460-8003.2	608003	23043 16,0 +
CHRYSLER CONCORDE (C_41) (97-03)								
	2.7 V6 3.5 V6 3.5 V6 Supercharged	149 174 186		10.97 10.97 10.97	09.03 09.03 09.03	13.0460-8003.2	608003	23043 16,0 +
	2.7 V6 3.5 V6 3.5 V6 Supercharged	149 174 186		10.97 10.97 10.97	09.03 09.03 09.03	13.0460-8010.2	608010	23561 18,1 +
CHRYSLER CROSSFIRE Coupe (03-08)								
	3.2 V6 3.2 SRT-6	160 246		07.03 09.04	01.08 08.06	13.0460-7087.2 13.0470-7087.2	607087 LD7087	21670 19,4 +/WE 21670 19,4 +/WE ATE ATE
	3.2 V6 3.2 V6 3.2 SRT-6	160 160 246		07.03 07.03 09.04	01.08 01.08 08.06	24.0125-0110.1 24.0128-0106.1 24.0132-0159.1	425110 428106 432159	21484 20,5 +/WE ATE 288 25,0 22,4 V L +S +B 300 28,0 25,4 V L +S +B 330 32,0 29,4 V L +B
	3.2 V6 3.2 SRT-6	160 246		07.03 09.04	01.08 08.06	13.0460-4064.2 13.0470-4064.2	604064 LD4064	21919 15,3 /Zub ATE 21919 15,3 /Zub ATE
	3.2 V6 3.2 SRT-6	160 246		07.03 09.04	01.08 08.06	13.0460-4047.2 13.0470-4047.2	604047 LD4047	21305 15,7 /WE ATE 21305 15,7 /WE ATE
	3.2 V6 3.2 SRT-6	160 246		07.03 09.04	01.08 08.06	24.0109-0114.1 24.0122-0228.1	409114 422228	278 9,0 7,3 +S +B 300 22,0 19,4 V L +B
	3.2 SRT-6 3.2 V6	246 160		09.04 07.03	08.06 01.08	03.0137-4013.2	654013	164 x 20 /Zub
CHRYSLER CROSSFIRE Cabrio (04-08)								
	3.2 V6 3.2 SRT-6	160 246		05.04 09.04	01.08 08.06	13.0460-7087.2 13.0470-7087.2	607087 LD7087	21670 19,4 +/WE ATE 21670 19,4 +/WE ATE
	3.2 V6 3.2 V6 3.2 SRT-6	160 160 246		05.04 05.04 09.04	01.08 01.08 08.06	24.0125-0110.1 24.0128-0106.1 24.0132-0159.1	425110 428106 432159	21484 20,5 +/WE ATE 288 25,0 22,4 V L +S +B 300 28,0 25,4 V L +S +B 330 32,0 29,4 V L +B
	3.2 V6 3.2 SRT-6	160 246		05.04 09.04	01.08 08.06	13.0460-4064.2 13.0470-4064.2	604064 LD4064	21919 15,3 /Zub ATE 21919 15,3 /Zub ATE
	3.2 V6 3.2 SRT-6	160 246		05.04 09.04	01.08 08.06	13.0460-4047.2 13.0470-4047.2	604047 LD4047	21305 15,7 /WE ATE 21305 15,7 /WE ATE
	3.2 V6 3.2 SRT-6	160 246		05.04 09.04	01.08 08.06	24.0109-0114.1 24.0122-0228.1	409114 422228	278 9,0 7,3 +S +B 300 22,0 19,4 V L +B
	3.2 SRT-6 3.2 V6	246 160		09.04 05.04	08.06 01.08	03.0137-4013.2	654013	164 x 20 /Zub
CHRYSLER GRAND VOYAGER (RT) (07-)								
	2.8 CRDi 3.3 V6 3.8 V6	120 125 142		10.07 01.08 10.07	+ ABS + ABS + ABS	13.0460-2766.2	602766	24604 18,7 +/WK/Zub BOS
	2.8 CRDi 3.3 V6 3.8 V6	120 125 142		10.07 01.08 10.07	+ ABS + ABS + ABS	24.0128-0263.1	428263	302 28,0 26,4 V L +B

									
CHRYSLER NEON (PL) (94-99)									
	1.8 16V 2.0 16V 2.0 16V 2.0 16V	85 98 107 109		09.97 01.95 06.94 04.96	08.99 08.99 08.99 08.99	13.0460-8003.2	608003	für 5-Loch-Felge ¹⁾	23043 16,0 +
	1.8 16V 2.0 16V 2.0 16V 2.0 16V	85 98 107 109		09.97 01.95 06.94 04.96	08.99 08.99 08.99 08.99	13.0460-8010.2	608010	für 5-Loch-Felge ¹⁾	23561 18,1 +
	1.8 16V 2.0 16V 2.0 16V 2.0 16V	85 98 107 109		09.97 01.95 06.94 04.96	08.99 08.99 08.99 08.99	24.0109-0146.1	409146	für 5-Loch-Felge ¹⁾	270 9,0 7,3 +B
CHRYSLER NEON II (99-06)									
	1.6 16V 1.8 2.0 16V 2.0 16V 2.0 16V R/T	85 91 97 98 110		11.01 01.00 10.02 08.99 10.01	12.06 12.06 12.06 12.06 12.06	13.0460-8003.2	608003		23043 16,0 +
	1.6 16V 1.8 2.0 16V 2.0 16V 2.0 16V R/T	85 91 97 98 110		11.01 01.00 10.02 08.99 10.01	12.06 12.06 12.06 12.06 12.06	13.0460-8010.2	608010	+ ABS	23561 18,1 +
	1.6 16V 1.8 2.0 16V 2.0 16V 2.0 16V R/T	85 91 97 98 110		11.01 01.00 10.02 08.99 10.01	12.06 12.06 12.06 12.06 12.06	24.0109-0146.1	409146	+ ABS	270 9,0 7,3 +B
CHRYSLER NEW YORKER (CH41) / LHS (CP41) (93-98)									
	3.5 i 24V	155		01.95	09.98	13.0460-8003.2	608003		23043 16,0 +
CHRYSLER PT CRUISER (00-10)									
	1.6 16V 2.0 16V 2.0 16V 2.2 CRD 2.2 CRD 2.4 16V 2.4 16V 2.4 16V 2.4 GT Turbo	85 100 104 89 110 105 110 169 164		11.01 10.04 06.00 03.02 08.05 03.04 06.00 09.04 08.03	09.10 09.10 09.10 09.10 09.10 09.10 09.10 09.10 09.10	13.0460-2959.2 13.0460-0134.2	602959 610134		23532 20,1 +/WK/S Belagsatz-Zubehör LUC LUC
	1.6 16V 2.0 16V 2.0 16V 2.2 CRD 2.2 CRD 2.4 16V 2.4 16V 2.4 16V 2.4 GT Turbo	85 100 104 89 110 105 110 169 164		11.01 10.04 06.00 03.02 08.05 03.04 06.00 09.04 08.03	09.10 09.10 09.10 09.10 09.10 09.10 09.10 09.10 09.10	24.0123-0107.1	423107		280 23,0 21,4 V L +B
	1.6 16V 2.0 16V 2.0 16V 2.2 CRD 2.2 CRD 2.4 16V 2.4 16V 2.4 16V 2.4 GT Turbo	85 100 104 89 110 105 110 169 164		11.01 10.04 06.00 03.02 08.05 03.04 06.00 09.04 08.03	09.10 09.10 09.10 09.10 09.10 09.10 09.10 09.10 09.10	13.0460-8010.2	608010	+ ABS	23561 18,1 +
	1.6 16V 2.0 16V 2.0 16V 2.2 CRD 2.2 CRD 2.4 16V 2.4 16V 2.4 16V 2.4 GT Turbo	85 100 104 89 110 105 110 169 164		11.01 10.04 06.00 03.02 08.05 03.04 06.00 09.04 08.03	09.10 09.10 09.10 09.10 09.10 09.10 09.10 09.10 09.10	24.0109-0146.1	409146	+ ABS	270 9,0 7,3 +B
	1.6 16V 2.0 16V 2.0 16V 2.2 CRD 2.2 CRD 2.4 16V 2.4 16V 2.4 16V 2.4 GT Turbo	85 100 104 89 110 105 110 169 164		11.01 10.04 06.00 03.02 08.05 03.04 06.00 09.04 08.03	09.10 09.10 09.10 09.10 09.10 09.10 09.10 09.10 09.10	03.0137-3018.2	653018	+ ABS	172 x 22

¹⁾ for 5 bore wheel rim / per cerchione a 5 fori / pour jante à 5 trous / para Llantas de 5 taladros

								
CHRYSLER STRATUS (JA,JX) (95-01)								
	2.5 LX V6 2.5 V6	120 125		12.95 12.95	04.01 04.01		13.0460-8010.2 608010	23561 18,1 +
CHRYSLER SEBRING (JR) (01-07)								
	2.0 16V 2.4 16V 2.4 16V 2.4 16V Turbo 2.7 V6	104 105 112 164 149		04.01 04.01 04.01 09.01 04.01	06.07 06.07 06.07 06.07 06.07		13.0460-5980.2 13.0460-8010.2 605980 608010	21706 15,5 +/WK 23561 18,1 + AKE
	2.0 16V 2.4 16V 2.4 16V 2.4 16V Turbo 2.7 V6	104 105 112 164 149		04.01 04.01 04.01 09.01 04.01	06.07 06.07 06.07 06.07 06.07		03.0137-3018.2 653018	172 x 22
CHRYSLER SEBRING (JS) (07-10)								
	2.0 CRD 2.0 VVT 2.4 VVT 2.7 VVT 2.7 VVT 3.5 V6 AWD	103 115 125 137 141 175		07.07 07.07 07.07 07.07 07.07 11.07	12.10 12.10 12.10 12.10 12.10 12.10		13.0460-5760.2 605760	23584 16,4 /WK AKE
	2.0 CRD 2.0 VVT 2.4 VVT 2.7 VVT 2.7 VVT 3.5 V6 AWD	103 115 125 137 141 175		07.07 07.07 07.07 07.07 07.07 11.07	12.10 12.10 12.10 12.10 12.10 12.10		24.0126-0170.1 426170	294 26,0 24,4 V +B
	2.0 CRD 2.0 VVT 2.4 VVT 2.7 VVT 2.7 VVT 3.5 V6 AWD	103 115 125 137 141 175		07.07 07.07 07.07 07.07 07.07 11.07	12.10 12.10 12.10 12.10 12.10 12.10		13.0460-5735.2 605735	+ ABS 24014 16,0 +/WK AKE
	2.0 CRD 2.0 VVT 2.4 VVT 2.7 VVT 2.7 VVT 3.5 V6 AWD	103 115 125 137 141 175		07.07 07.07 07.07 07.07 07.07 11.07	12.10 12.10 12.10 12.10 12.10 12.10		24.0110-0363.1 410363	+ ABS 262 10,0 8,4 +B
	2.0 CRD 2.0 VVT 2.4 VVT 2.7 VVT 2.7 VVT 3.5 V6 AWD	103 115 125 137 141 175		07.07 07.07 07.07 07.07 07.07 11.07	12.10 12.10 12.10 12.10 12.10 12.10		03.0137-3023.2 653023	+ ABS 170 x 32
CHRYSLER SEBRING Cabriolet (JR) (01-07)								
	2.0 16V 2.4 16V 2.4 16V Turbo 2.7 V6	104 112 164 149		04.01 04.01 09.01 04.01	06.07 06.07 06.07 06.07		13.0460-8010.2 608010	23561 18,1 +
	2.0 16V 2.4 16V 2.4 16V Turbo 2.7 V6	104 112 164 149		04.01 04.01 09.01 04.01	06.07 06.07 06.07 06.07		03.0137-3018.2 653018	172 x 22
CHRYSLER SEBRING Cabriolet (JS) (07-10)								
	2.0 CRD 2.4 VVT 2.7 VVT 2.7 VVT	103 125 137 141		07.07 07.07 07.07 07.07	12.10 12.10 12.10 12.10		13.0460-5760.2 605760	23584 16,4 /WK AKE
	2.0 CRD 2.4 VVT 2.7 VVT 2.7 VVT	103 125 137 141		07.07 07.07 07.07 07.07	12.10 12.10 12.10 12.10		24.0126-0170.1 426170	294 26,0 24,4 V +B
	2.0 CRD 2.4 VVT 2.7 VVT 2.7 VVT	103 125 137 141		07.07 07.07 07.07 07.07	12.10 12.10 12.10 12.10		13.0460-5855.2 605855	+ ABS 23582 16,0 +
	2.0 CRD 2.4 VVT 2.7 VVT 2.7 VVT	103 125 137 141		07.07 07.07 07.07 07.07	12.10 12.10 12.10 12.10		24.0110-0361.1 410361	+ ABS 302 10,0 8,4 +B
	2.0 CRD 2.4 VVT 2.7 VVT 2.7 VVT	103 125 137 141		07.07 07.07 07.07 07.07	12.10 12.10 12.10 12.10		03.0137-3023.2 653023	+ ABS 170 x 32
CHRYSLER VISION (XP41) (93-97)								
	3.5 TSi	155		01.95	12.97		13.0460-8003.2 608003	23043 16,0 +



CHRYSLER VOYAGER (ES) (90-95)

	2.5 i		08.90	12.95 + 15" Rad ¹⁾	13.0460-8009.2	608009		21815 18,8 +/WK
	2.5 TD		01.92	12.95 + 15" Rad ¹⁾				
	3.0 i		10.90	12.95 + 15" Rad ¹⁾				
	3.3 i	110	08.90	12.95 + 15" Rad ¹⁾				
	3.3 i	120	08.90	12.95 + 15" Rad ¹⁾				
3.3 i AWD		08.90	12.95 + 15" Rad ¹⁾					
	2.5 i		08.90	12.95 + 15" Rad ¹⁾	24.0124-0193.1	424193		283 24,0 22,4 V
	2.5 TD		01.92	12.95 + 15" Rad ¹⁾				
	3.0 i		10.90	12.95 + 15" Rad ¹⁾				
	3.3 i	110	08.90	12.95 + 15" Rad ¹⁾				
	3.3 i	120	08.90	12.95 + 15" Rad ¹⁾				
3.3 i AWD		08.90	12.95 + 15" Rad ¹⁾					

CHRYSLER VOYAGER (GS) (95-01)

	2.0 i	98	01.95	03.01	13.0460-8003.2	608003		23043 16,0 +
	2.4 AWD	111	02.97	03.01				
	2.4 i	111	01.95	03.01				
	2.5 TD	85	01.95	03.01				
	2.5 TDi AWD	85	10.95	03.01				
	3.0	112	01.95	03.01				
	3.3 i	116	01.95	03.01				
	3.3 i	134	01.95	03.01				
	3.8 i	121	01.95	03.01				
	3.8 i AWD	122	01.95	03.01				
	3.8 i AWD	131	01.95	03.01				
	2.0 i	98	01.95	03.01	24.0124-0178.1	424178	+ 15" Rad ¹⁾	283 24,0 22,4 V +B
	2.4 AWD	111	02.97	03.01				
	2.4 i	111	01.95	03.01				
	2.5 TD	85	01.95	03.01				
	2.5 TDi AWD	85	10.95	03.01				
	3.0	112	01.95	03.01				
	3.3 i	116	01.95	03.01				
	3.3 i	134	01.95	03.01				
	3.8 i	121	01.95	03.01				
	3.8 i AWD	122	01.95	03.01				
	3.8 i AWD	131	01.95	03.01				
	2.0 i	98	01.95	09.96	13.0460-8010.2	608010	+ ABS	23561 18,1 +
	2.4 i	111	01.95	09.96				
	2.5 TD	85	01.95	09.96				
	2.5 TDi AWD	85	10.95	09.96				
	3.0	112	01.95	09.96				
	3.3 i	116	01.95	09.96				
	3.3 i	134	01.95	09.96				
	3.8 i	121	01.95	09.96				
	3.8 i AWD	122	01.95	09.96				
	3.8 i AWD	131	01.95	09.96				
		2.0 i	98	01.95				
2.4 AWD		111	02.97	03.01				
2.4 i		111	01.95	03.01				
2.5 TD		85	01.95	03.01				
2.5 TDi AWD		85	10.95	03.01				
3.0		112	01.95	03.01				
3.3 i		116	01.95	03.01				
3.3 i		134	01.95	03.01				
3.8 i		121	01.95	03.01				
3.8 i AWD		122	01.95	03.01				
3.8 i AWD		131	01.95	03.01				
	3.8 i AWD	131	01.95	03.01	03.0137-3037.2	653037		180 x 30

CHRYSLER VOYAGER (RG) (00-08)

	2.4 16V	108	02.00	12.08	13.0460-7207.2	607207	+ 16" Rad ²⁾	23807 18,6 +	ATE
	2.5 CRD	88	08.05	12.08					
	2.5 CRD	105	02.00	12.08					
	2.8 CRD	110	06.04	12.08					
	3.3 V6	128	02.00	12.08					
	3.3 V6	134	09.03	12.08					
	3.3 V6 AWD	128	02.00	12.08					
	3.3 V6 Flex-Fuel	128	02.00	12.08					
	3.8 V6	160	02.00	12.08					
3.8 V6 AWD	160	02.00	12.08						
	2.4 16V	108	02.00	12.08	24.0128-0148.1	428148	+ 15" Rad ¹⁾	281 28,0 25,3 V	LUC
	2.5 CRD	88	08.05	12.08					
	2.5 CRD	105	02.00	12.08					
	2.8 CRD	110	06.04	12.08					
	3.3 V6	128	02.00	12.08					
	3.3 V6	134	09.03	12.08					
	3.3 V6 AWD	128	02.00	12.08					
	3.3 V6 Flex-Fuel	128	02.00	12.08					
	3.8 V6	160	02.00	12.08					
3.8 V6 AWD	160	02.00	12.08						
	2.4 16V	108	02.00	12.08	13.0460-8008.2	608008		24036 16,7 +/WK	
	2.5 CRD	88	08.05	12.08					
	2.5 CRD	105	02.00	12.08					
	2.8 CRD	110	06.04	12.08					

¹⁾ + 15" wheel / + ruota 15" / + roue 15" / + rueda 15"

²⁾ + 16" wheel / + ruota 16" / + roue 16" / + rueda 16"



CHRYSLER VOYAGER (RG) (00-08)

	3.3 V6	128		02.00	12.08		13.0460-8008.2	608008			24036	16,7 +WK
	3.3 V6	134		09.03	12.08							
	3.3 V6 AWD	128		02.00	12.08							
	3.3 V6 Flex-Fuel	128		02.00	12.08							
	3.8 V6	160		02.00	12.08							
	3.8 V6 AWD	160		02.00	12.08							
	2.4 16V	108		02.00	12.08		24.0113-0196.1	413196				290 12,5 11,3 +B
	2.5 CRD	88		08.05	12.08							
	2.5 CRD	105		02.00	12.08							
	2.8 CRD	110		06.04	12.08							
	3.3 V6	128		02.00	12.08							
	3.3 V6	134		09.03	12.08							
	3.3 V6 AWD	128		02.00	12.08							
	3.3 V6 Flex-Fuel	128		02.00	12.08							
	3.8 V6	160		02.00	12.08							
	3.8 V6 AWD	160		02.00	12.08							
	2.4 16V	108		02.00	12.08		03.0137-3037.2	653037				180 x 30
	2.5 CRD	88		08.05	12.08							
	2.5 CRD	105		02.00	12.08							
	2.8 CRD	110		06.04	12.08							
	3.3 V6	128		02.00	12.08							
	3.3 V6	134		09.03	12.08							
	3.3 V6 AWD	128		02.00	12.08							
	3.3 V6 Flex-Fuel	128		02.00	12.08							
	3.8 V6	160		02.00	12.08							
	3.8 V6 AWD	160		02.00	12.08							

CITROEN AX (86-98)

	10	32	ORGA 05089	09.86			13.0460-4041.2	604041			21179	16,8 +WK	ATE
	10	33	ORGA 05089	07.86			13.0460-0424.2	610424				Belagsatz-Zubehör	ATE
	10 E	30		12.86	12.88								
	11	40	ORGA 05089	12.86									
	11	44	ORGA 05089	10.89									
	13 Sport		ORGA 05089	04.87									
	14	44	ORGA 05089	12.86									
	14	49	ORGA 05089	06.88									
	14	55	ORGA 05089	03.89									
	14 D		ORGA 05089	09.88									
	14 GT	62	ORGA 05089	01.88									
	10	32	ORGA 05090		06.92		13.0460-4042.2	604042			21191	16,8 +WK	ATE
	10	33	ORGA 05090		12.98		13.0460-0424.2	610424				Belagsatz-Zubehör	ATE
	10	37		07.92	12.98								
	11	44	ORGA 05090		12.97								
	14	55	ORGA 05090										
	14 D		ORGA 05090										
	14 GT	62	ORGA 05090		12.92								
	14	55	ORGA 05278		12.96		13.0460-3952.2	603952			20905	18,0 +WK	BDX
	14 4x4	55		08.91	12.96		13.0460-0403.2	610403				Belagsatz-Zubehör	BDX
	14 D		ORGA 05278		12.97								
	15 D			08.94	12.97								
	14 GTI			06.91	12.96		13.0460-2825.2	602825			21614	17,7 +WK	LUC
							13.0460-0060.2	610060				Belagsatz-Zubehör	LUC
	10	32		09.86	06.92		24.0108-0107.1	408107				238 8,0 6,0 +S +B	
	10	33		07.86	12.98								
	10	37		07.92	12.98								
	10 E	30		12.86	12.88								
	11	40		12.86	06.90								
	11	44		10.89	12.97								
	14	44		12.86	12.88								
	14	49		06.88	12.89								
	14	55	ORGA 05277	03.89									
	14 D		ORGA 05277	09.88									
	14	55	ORGA 05278		12.96		24.0110-0208.1	410208				247 10,0 9,0	
	14 4x4	55		08.91	12.96								
	14 D		ORGA 05278		12.97								
	15 D			08.94	12.97								
	13 Sport		ORGA 05089	04.87			24.0110-0197.1	410197				238 10,0 9,0	
	14 GT	62	ORGA 05089	01.88									
	14 GT	62	ORGA 05090		12.92		24.0110-0198.1	410198				258 10,0 9,0	
	14 GTI			06.91	12.96		24.0120-0132.1	420132				247 20,4 18,5 V +S +B	
							24.0320-0132.1	520132				247 20,4 18,5 V +S +B	PD
	10	32		09.86	06.92		03.0137-0195.2	650195				164 x 32 AUT	
	10	33		07.86	12.98		03.0137-9079.2	669079				Bremsbacken-Zubehör	
	10	37		07.92	12.98								
	10 E	30		12.86	12.88								
	11	40		12.86	06.90								
	11	44		10.89	12.97								
	13 Sport			04.87	12.88								
	14	44		12.86	12.88								
	14	49		06.88	12.89								
	14 D			09.88	12.97								
	14 GT	62		01.88	12.92								
	15 D			08.94	12.97								
	14	55		03.89	12.96		03.0137-0196.2	650196			180 x 32 AUT		BDX
	14 GTI			06.91	12.96		03.0137-9055.2	669055				Bremsbacken-Zubehör	BDX





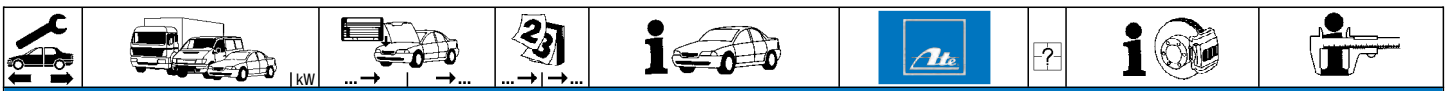
CITROEN AX (86-98)

	14 4x4	55			08.91	12.96			03.0137-0211.2	650211			203 x 39 Bremsbacken-Zubehör	BDX BDX
	10	32			09.86	06.92			24.0216-5001.1	480001		ohne Sensorring ¹⁾	165/166 x 38,5 - Lager 165/166 x 38,5 + Lager	
	10	33			07.86	12.98			24.0216-5701.2	480212				
	10	37			07.92	12.98								
	10 E	30			12.86	12.88								
	11	40			12.86	06.90								
	11	44			10.89	12.97								
	13 Sport				04.87	12.88								
	14	44			12.86	12.88								
	14	49			06.88	12.89								
	14 D				09.88	12.97								
	14 GT	62			01.88	12.92								
	15 D				08.94	12.97								
	14	55			03.89	12.96			24.0218-0020.1	480074			180/181 x 46 - Lager	
	14 GTI				06.91	12.96			24.0218-0720.2	480205			180/181 x 46 + Lager	
	10	32			09.86	06.92			03.0420-0519.3	680519		für Radzylinder mit Regler ²⁾	19,05/164x32 Kit	BDX
	10	33			07.86	12.98			03.0520-0519.3	690519		für Radzylinder mit Regler ²⁾	19,05/164x32 TopKit	BDX
	10	37			07.92	12.98			03.0520-0719.3	690719		für Radzylinder ohne Regler ³⁾	19,05/164x32 TopKit	BDX
	10 E	30			12.86	12.88								
	11	40			12.86	06.90								
	11	44			10.89	12.97								
	13 Sport				04.87	12.88								
	14	44			12.86	12.88								
	14	49			06.88	12.89								
	14 D				09.88	12.97								
	14 GT	62			01.88	12.92								
	15 D				08.94	12.97								

CITROEN BERLINGO (MF) Kombi (96-08)

	1.1 i	44		ORGA 09428	07.96				13.0460-2829.2	602829			23124 19,0 +/-WK/S	LUC
	1.1 i	44		ORGA 09127	07.96									
	1.4 GNC	48		ORGA 09428	11.02									
	1.4 GNC	48		ORGA 09127	11.02									
	1.4 Hybrid	54		ORGA 09428	05.05									
	1.4 Hybrid	54		ORGA 09127	05.05									
	1.4 i	55		ORGA 09428	07.96									
	1.4 i	55		ORGA 09127	07.96									
	1.6 16V	80		ORGA 09127	10.00									
	1.8 D	43		ORGA 09127	07.98									
	1.8 i	66		ORGA 09127	05.97									
	1.9 D	50		ORGA 09127	07.96									
	1.9 D	51		ORGA 09127	07.98									
	2.0 HDi	66		ORGA 09127	12.99									
	Electric	16			01.00	03.08								
	Electric	27			11.02	03.08								
	1.1 i	44	ORGA 09128			03.08			13.0460-3994.2	603994			23599 19,0 /Zub/S	BOS
	1.1 i	44	ORGA 09429			03.08			13.0470-3994.2	LD3994			23599 19,0 /Zub/S	BOS
	1.4	53			11.02	03.08								
	1.4 Bivalent				11.02	03.08								
	1.4 GNC	48	ORGA 09128			03.08								
	1.4 GNC	48	ORGA 09429			03.08								
	1.4 Hybrid	54	ORGA 09128			03.08								
	1.4 Hybrid	54	ORGA 09429			03.08								
	1.4 i	55	ORGA 09128			03.08								
	1.4 i	55	ORGA 09429			03.08								
	1.6 16V	80	ORGA 09128			03.08								
	1.6 HDi	80			08.05	03.08								
	1.6 HDi 75	55			07.05	03.08								
	1.6 HDi 90	66			07.05	03.08								
	1.8 D	43	ORGA 09128			03.08								
	1.8 i	66	ORGA 09128			03.08								
	1.9 D	50	ORGA 09128			03.08								
	1.9 D	51	ORGA 09128			03.08								
	2.0 HDi	66	ORGA 09128			03.08								
	1.6 16V	80	ORGA 09128			03.08			13.0460-3811.2	603811			23708 19,2 /S	BOS
	1.6 HDi	80			08.05	03.08								
	1.6 HDi 90	66			07.05	03.08								
	2.0 HDi	66	ORGA 09128			03.08								
	1.1 i	44		ORGA 09428	07.96				24.0113-0184.1	413184			266 13,0 11,0 +S +B	
	1.4 GNC	48		ORGA 09428	11.02									
	1.4 Hybrid	54		ORGA 09428	05.05									
	1.4 i	55		ORGA 09428	07.96									
	Electric	16			01.00	03.08								
	Electric	27			11.02	03.08								
	1.1 i	44		ORGA 09127	07.96				24.0120-0133.1	420133			266 20,5 18,5 V +S +B	
	1.4 GNC	48		ORGA 09127	11.02				24.0320-0133.1	520133			266 20,5 18,5 V +S +B PD	
	1.4 Hybrid	54		ORGA 09127	05.05									
	1.4 i	55		ORGA 09127	07.96									
	1.6 16V	80		ORGA 09127	10.00									
	1.8 D	43		ORGA 09127	07.98									
	1.8 i	66		ORGA 09127	05.97									
	1.9 D	50		ORGA 09127	07.96									
	1.9 D	51		ORGA 09127	07.98									
	2.0 HDi	66		ORGA 09127	12.99									








1) without sensor ring / senza sensori / sans secours ABS / sin anillo sensor ABS
 2) for WC with regulator / per CR con regolatore / pour CR avec régulateur / para CR con regulador
 3) for WC without regulator / per CR senza regolatore / pour CR sans régulateur / para CR sin regulador

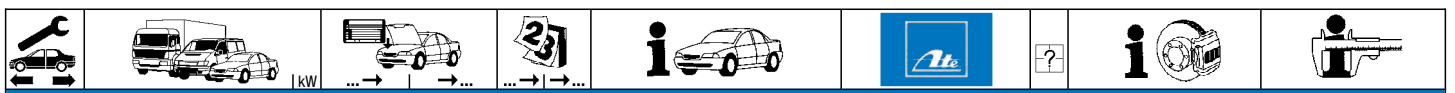


CITROEN BERLINGO (MF) Kombi (96-08)

	1.1 i	44 ORGA 09128		03.08	24.0122-0194.1	422194		266 22,0 20,0 V +S +B
	1.1 i	44 ORGA 09429		03.08				
	1.4	53		11.02 03.08				
	1.4 Bivalent			11.02 03.08				
	1.4 GNC	48 ORGA 09128		03.08				
	1.4 GNC	48 ORGA 09429		03.08				
	1.4 Hybrid	54 ORGA 09128		03.08				
	1.4 Hybrid	54 ORGA 09429		03.08				
	1.4 i	55 ORGA 09128		03.08				
	1.4 i	55 ORGA 09429		03.08				
	1.6 16V	80 ORGA 09128		03.08 - ESP				
	1.6 HDi	80		08.05 03.08 - ESP				
	1.6 HDi 75	55		07.05 03.08				
	1.6 HDi 90	66		07.05 03.08 - ESP				
	1.8 D	43 ORGA 09128		03.08				
	1.8 i	66 ORGA 09128		03.08				
	1.9 D	50 ORGA 09128		03.08				
	1.9 D	51 ORGA 09128		03.08				
	2.0 HDi	66 ORGA 09128		03.08 - ESP				
	1.6 16V	80 ORGA 09128		03.08 + ESP				
1.6 HDi	80		08.05 03.08 + ESP	24.0326-0120.1	526120		283 26,0 24,0 V +S +B PD	
1.6 HDi 90	66		07.05 03.08 + ESP					
2.0 HDi	66 ORGA 09128		03.08 + ESP					
	1.6 16V	80		10.00 03.08 + ESP	13.0460-2823.2	602823		23554 17,2 /S LUC
	1.6 HDi	80		08.05 03.08 + ESP	13.0470-2823.2	LD2823		23554 17,2 /S LUC
	1.6 HDi 90	66		07.05 03.08 + ESP				
	2.0 HDi	66		12.99 03.08 + ESP				
	1.6 16V	80		10.00 03.08 + ESP	24.0109-0137.1	409137		247 9,0 8,0 +S +B
	1.6 HDi	80		08.05 03.08 + ESP				
	1.6 HDi 90	66		07.05 03.08 + ESP				
	2.0 HDi	66		12.99 03.08 + ESP				
	1.1 i	44		07.96 03.08	03.0137-0341.2	650341	229 x 42 HEB LUC	
	1.4	53		11.02 03.08				
	1.4 Bivalent			11.02 03.08				
	1.4 GNC	48		11.02 03.08				
	1.4 Hybrid	54		05.05 03.08				
	1.4 i	55		07.96 03.08				
	1.6 16V	80		10.00 03.08 - ESP				
	1.6 HDi	80		08.05 03.08 - ESP				
	1.6 HDi 75	55		07.05 03.08				
	1.6 HDi 90	66		07.05 03.08 - ESP				
	1.8 D	43		07.98 03.08				
	1.8 i	66		05.97 03.08				
	1.9 D	50		07.96 03.08				
	1.9 D	51		07.98 03.08				
	2.0 HDi	66		12.99 03.08 - ESP				
	Electric	16		01.00 03.08				
Electric	27		11.02 03.08					
	1.1 i	44		07.96 03.08	24.0222-8017.1	480071	229/230 x 50,5	
	1.4	53		11.02 03.08				
	1.4 Bivalent			11.02 03.08				
	1.4 GNC	48		11.02 03.08				
	1.4 Hybrid	54		05.05 03.08				
	1.4 i	55		07.96 03.08				
	1.6 16V	80		10.00 03.08 - ESP				
	1.6 HDi	80		08.05 03.08 - ESP				
	1.6 HDi 75	55		07.05 03.08				
	1.6 HDi 90	66		07.05 03.08 - ESP				
	1.8 D	43		07.98 03.08				
	1.8 i	66		05.97 03.08				
	1.9 D	50		07.96 03.08				
	1.9 D	51		07.98 03.08				
	2.0 HDi	66		12.99 03.08 - ESP				
	Electric	16		01.00 03.08				
Electric	27		11.02 03.08					
	1.1 i	44	ORGA 08000	07.96	03.0520-6322.3	696322	22,20/229x42 TopKit LUC	
	1.4 GNC	48	ORGA 08000	11.02				
	1.4 Hybrid	54	ORGA 08000	05.05				
	1.4 i	55	ORGA 08000	07.96				
	1.8 D	43	ORGA 08000	07.98				
	1.8 i	66	ORGA 08000	05.97				
	1.9 D	50	ORGA 08000	07.96				
	1.9 D	51	ORGA 08000	07.98				
	1.1 i	44 ORGA 08001		11.02				03.08
1.4	53		11.02	03.08				
1.4 Bivalent			11.02	03.08				
1.4 GNC	48 ORGA 08001			03.08				
1.4 Hybrid	54 ORGA 08001			03.08				
1.4 i	55 ORGA 08001			03.08				
1.6 16V	80		10.00	03.08 - ESP				
1.6 HDi	80		08.05	03.08 - ESP				
1.6 HDi 75	55		07.05	03.08				
1.6 HDi 90	66		07.05	03.08 - ESP				
1.8 D	43 ORGA 08001			03.08				
1.8 i	66 ORGA 08001			03.08				
1.9 D	50 ORGA 08001			03.08				



CITROEN BERLINGO (MF) Kombi (96-08)											
	1.9 D 2.0 HDi Electric Electric	51 66 16 27	ORGA 08001		12.99 01.00 11.02	03.08 03.08 03.08 03.08	- ESP	03.0520-6322.3	696322		22,20/229x42 TopKit LUC
CITROEN BERLINGO (M_) Kasten (96-08)											
	1.1 i 1.1 i 1.4 i 1.4 i 1.6 16V 1.8 D 1.8 i 1.9 D 2.0 HDi 90 Electric	44 44 55 55 80 43 66 51 66 27	ORGA 09428 ORGA 09127 ORGA 09428 ORGA 09127 ORGA 09127 ORGA 09127 ORGA 09127 ORGA 09127 ORGA 09127		07.96 07.96 07.96 07.96 10.00 07.96 08.99 07.96 12.99 11.04	03.08 03.08 03.08 03.08 03.08 03.08 03.08 03.08 03.08 03.08		13.0460-2829.2	602829		23124 19,0 +/-WK/S LUC
	1.1 i 1.1 i 1.4 1.4 Bivalent 1.4 i 1.4 i 1.6 16V 1.6 HDi 75 1.6 HDi 90 1.8 D 1.8 i 1.9 D 2.0 HDi 90	44 44 48 55 55 55 80 55 66 43 66 51 66	ORGA 09128 ORGA 09429 ORGA 09128 ORGA 09429 ORGA 09128		11.02 11.02 07.05 07.05	03.08 03.08 03.08 03.08 03.08 03.08 03.08 03.08 03.08 03.08		13.0460-3994.2 13.0470-3994.2	603994 LD3994		23599 19,0 /Zub/S BOS 23599 19,0 /Zub/S BOS
	1.1 i 1.4 i Electric	44 55 27	ORGA 09428 ORGA 09428		07.96 07.96 11.04	03.08 03.08 03.08		24.0113-0184.1	413184		266 13,0 11,0 +S +B
	1.1 i 1.4 i 1.6 16V 1.8 D 1.8 i 1.9 D 2.0 HDi 90	44 55 80 43 66 51 66	ORGA 09127 ORGA 09127 ORGA 09127 ORGA 09127 ORGA 09127 ORGA 09127 ORGA 09127		07.96 07.96 10.00 07.96 08.99 07.96 12.99	03.08 03.08 03.08 03.08 03.08 03.08 03.08		24.0120-0133.1 24.0320-0133.1	420133 520133		266 20,5 18,5 V +S +B 266 20,5 18,5 V +S +B PD
	1.1 i 1.1 i 1.4 1.4 Bivalent 1.4 i 1.4 i 1.6 16V 1.6 HDi 75 1.6 HDi 90 1.8 D 1.8 i 1.9 D 2.0 HDi 90	44 44 48 55 55 55 80 55 66 43 66 51 66	ORGA 09128 ORGA 09429 ORGA 09128 ORGA 09429 ORGA 09128		11.02 11.02 07.05 07.05	03.08 03.08 03.08 03.08 03.08 03.08 03.08 03.08 03.08 03.08		24.0122-0194.1	422194		266 22,0 20,0 V +S +B
	2.0 HDi 90	66			12.99	03.08	+ ESP	13.0460-2823.2 13.0470-2823.2	602823 LD2823		23554 17,2 /S LUC 23554 17,2 /S LUC
	2.0 HDi 90	66			12.99	03.08	+ ESP	24.0109-0137.1	409137		247 9,0 8,0 +S +B
	1.1 i 1.4 1.4 Bivalent 1.4 i 1.6 16V 1.6 HDi 75 1.6 HDi 90 1.8 D 1.8 i 1.9 D 2.0 HDi 90 Electric	44 48 55 55 80 55 66 43 66 51 66 27			07.96 11.02 11.02 07.96 10.00 07.05 07.05 07.96 08.99 07.96 12.99 07.03	03.08 03.08 03.08 03.08 03.08 03.08 03.08 03.08 03.08 03.08 03.08 03.08	- ESP	03.0137-0341.2 03.0137-9220.2	650341 669220		229 x 42 HEB LUC Bremsbacken-Zubehör LUC
	1.1 i 1.4 1.4 Bivalent 1.4 i 1.6 16V 1.6 HDi 75 1.6 HDi 90 1.8 D 1.8 i 1.9 D 2.0 HDi 90 Electric	44 48 55 55 80 55 66 43 66 51 66 27			07.96 11.02 11.02 07.96 10.00 07.05 07.05 07.96 08.99 07.96 12.99 07.03	03.08 03.08 03.08 03.08 03.08 03.08 03.08 03.08 03.08 03.08 03.08 03.08	- ESP	24.0222-8017.1	480071		229/230 x 50,5



CITROEN BERLINGO (M_) Kasten (96-08)

	1.1 i	44	ORGA 08000	07.96		03.0520-6322.3	696322		22,20/229x42 TopKit	LUC
	1.4 i	55	ORGA 08000	07.96						
	1.8 D	43	ORGA 08000	07.96						
	1.8 i	66	ORGA 08000	08.99						
	1.9 D	51	ORGA 08000	07.96						
	1.1 i	44	ORGA 08001	03.08		03.0520-6322.3	696322		22,20/229x42 TopKit	LUC
	1.4	48	ORGA 08001	03.08						
	1.4 Bivalent	55		11.02						
	1.4 i	55	ORGA 08001	03.08						
	1.6 16V	80		10.00	03.08					
	1.6 HDi 75	55		07.05	03.08					
	1.6 HDi 90	66		07.05	03.08					
	1.8 D	43	ORGA 08001	03.08						
	1.8 i	66	ORGA 08001	03.08						
	1.9 D	51	ORGA 08001	03.08						
	2.0 HDi 90	66		12.99	03.08	- ESP				
Electric	27		07.03	03.08						



























CITROEN BERLINGO (B9) (08-)

	1.6 BlueHDi 100	73		12.14		13.0460-7229.2	607229		24538 18,5 +	ATE
	1.6 BlueHDi 120	88		12.14		13.0470-7229.2	LD7229		24538 18,5 +	ATE
	1.6 BlueHDi 75	55		04.15						
	1.6 HDi 110	80		04.08						
	1.6 HDi 110	82		07.10						
	1.6 HDi 115	84		07.10						
	1.6 HDi 75	55		04.08						
	1.6 HDi 90	66		04.08						
	1.6 HDi 90	68		07.10						
	1.6 i 16V	66		04.08						
	1.6 i 16V	80		04.08						
	1.6 VTI 120	88		11.09						
	1.6 VTI 95	72		07.10						
	Electric			02.13						
		1.6 BlueHDi 100	73		12.14		24.0126-0120.1	426120		283 26,0 24,0 V +S +B
1.6 BlueHDi 120		88		12.14		24.0326-0120.1	526120		283 26,0 24,0 V +S +B PD	
1.6 BlueHDi 75		55		04.15						
1.6 HDi 110		80		04.08						
1.6 HDi 110		82		07.10						
1.6 HDi 115		84		07.10						
1.6 HDi 75		55		04.08						
1.6 HDi 90		66		04.08						
1.6 HDi 90		68		07.10						
1.6 i 16V		66		04.08						
1.6 i 16V		80		04.08						
1.6 VTI 120		88		11.09						
1.6 VTI 95		72		07.10						
Electric				02.13						
		1.6 BlueHDi 100	73		12.14		13.0460-2745.2	602745		24765 16,5 /Zub/S
	1.6 BlueHDi 120	88		12.14						
	1.6 BlueHDi 75	55		04.15						
	1.6 HDi 110	80		04.08						
	1.6 HDi 110	82		07.10						
	1.6 HDi 115	84		07.10						
	1.6 HDi 75	55		04.08						
	1.6 HDi 90	66		04.08						
	1.6 HDi 90	68		07.10						
	1.6 i 16V	66		04.08						
	1.6 i 16V	80		04.08						
	1.6 VTI 120	88		11.09						
	1.6 VTI 95	72		07.10						
	Electric			02.13						
		1.6 BlueHDi 100	73		12.14		24.0112-0194.2	412194		268 12,0 10,0 +B
1.6 BlueHDi 120		88		12.14						
1.6 BlueHDi 75		55		04.15						
1.6 HDi 110		80		04.08						
1.6 HDi 110		82		07.10						
1.6 HDi 115		84		07.10						
1.6 HDi 75		55		04.08						
1.6 HDi 90		66		04.08						
1.6 HDi 90		68		07.10						
1.6 i 16V		66		04.08						
1.6 i 16V		80		04.08						
1.6 VTI 120		88		11.09						
1.6 VTI 95		72		07.10						
Electric				02.13						

CITROEN C1 (05-14)

	1.0	50		06.05	04.14	13.0460-3829.2	603829		23959 17,0 /Zub/S	BOS
	1.4 HDi	40		06.05	12.08					
	1.0	50		06.05	04.14	24.0120-0180.1	420180		247 20,0 18,0 V +S +B	
	1.4 HDi	40		06.05	12.08					
	1.0	50		06.05	04.14	03.0137-0466.2	650466		200 x 32 HEB	BOS
	1.4 HDi	40		06.05	12.08	03.0137-9287.2	669287		Bremsbacken-Zubehör	BOS



									
CITROEN C1 (05-14)									
	1.0 1.4 HDi	50 40		06.05 06.05	04.14 12.08		24.0220-0046.1	480193	200/201 x 44
	1.0 1.4 HDi	50 40		06.05 06.05	04.14 12.08		03.0520-4117.3	694117	17,46/200x32 TopKit BOS
CITROEN C1 (14-)									
	1.0 VTI 68 1.2 VTI 82	51 60		04.14 04.14			13.0460-3829.2	603829	23959 17,0 /Zub/S BOS
	1.0 VTI 68 1.2 VTI 82	51 60		04.14 04.14			24.0120-0180.1	420180	247 20,0 18,0 V +S +B
	1.0 VTI 68 1.2 VTI 82	51 60		04.14 04.14			03.0137-0466.2 03.0137-9287.2	650466 669287	200 x 32 HEB BOS Bremsbacken-Zubehör BOS
	1.0 VTI 68 1.2 VTI 82	51 60		04.14 04.14			24.0220-0046.1	480193	200/201 x 44
CITROEN C2 (03-09)									
	1.1 i 1.4 16V 1.4 HDi 1.4 i	44 65 50 54		09.03 06.06 09.03 09.03	12.09 12.09 12.09 12.09		13.0460-2871.2 13.0460-0146.2	602871 610146	23407 19,0 /S LUC Belagsatz-Zubehör LUC
	1.4 16V 1.4 HDi 1.4 HDi 1.4 i 1.6 16V 1.6 16V	65 50 50 54 80 80	ORGA 10800 ORGA 10800	06.06 09.03 09.03 09.03 09.03	12.09 12.09 12.09 12.09 12.09		13.0460-2881.2	602881	23409 19,3 /S LUC
	1.4 HDi 1.6 16V 1.6 HDi 1.6 VTS	50 80 80 90	ORGA 10801 ORGA 10801	12.09 12.09 09.05 01.05	12.09 12.09 12.09 12.09		13.0460-3994.2 13.0470-3994.2	603994 LD3994	23599 19,0 /Zub/S BOS 23599 19,0 /Zub/S BOS
	1.1 i 1.4 HDi 1.4 i	44 50 54		09.03 09.03 09.03	12.09 12.09 12.09		24.0113-0184.1	413184	266 13,0 11,0 +S +B
	1.4 16V 1.4 HDi 1.4 i 1.6 16V 1.6 HDi 1.6 VTS	65 50 54 80 80 90		06.06 09.03 09.03 09.03 09.05 01.05	12.09 12.09 12.09 12.09 12.09 12.09		24.0122-0194.1	422194	266 22,0 20,0 V +S +B
	1.1 i 1.4 16V 1.4 HDi 1.4 i 1.6 16V 1.6 HDi 1.6 VTS	44 65 50 54 80 80 90		09.03 06.06 09.03 09.03 09.03 09.05 01.05	12.09 12.09 12.09 12.09 12.09 12.09 12.09		24.0711-5124.3	360066	2  Radsensor L=1120
	1.4 16V 1.4 HDi 1.4 i 1.6 16V 1.6 HDi 1.6 VTS	65 50 54 80 80 90		06.06 09.03 09.03 09.03 09.05 01.05	12.09 12.09 12.09 12.09 12.09 12.09		13.0460-2823.2 13.0470-2823.2 13.0460-0072.2	602823 LD2823 610072	23554 17,2 /S LUC 23554 17,2 /S LUC Belagsatz-Zubehör LUC
	1.4 16V 1.4 HDi 1.4 i 1.6 16V 1.6 HDi 1.6 VTS	65 50 54 80 80 90		06.06 09.03 09.03 09.03 09.05 01.05	12.09 12.09 12.09 12.09 12.09 12.09		24.0109-0137.1	409137	247 9,0 8,0 +S +B
	1.1 i 1.4 16V 1.4 HDi 1.4 i 1.6 16V 1.6 HDi 1.6 VTS	44 65 50 54 80 80 90		09.03 06.06 09.03 09.03 09.03 09.05 01.05	12.09 12.09 12.09 12.09 12.09 12.09 12.09		24.0711-5093.3	360063	2  Radsensor L=757
	1.1 i 1.4 16V 1.4 HDi 1.4 i	44 65 50 54		09.03 06.06 09.03 09.03	12.09 12.09 12.09 12.09		03.0137-0426.2 03.0137-0439.2 03.0137-9267.2	650426 650439 669267	203 x 38 HEB LUC 203 x 39 HEB LUC Bremsbacken-Zubehör LUC
	1.1 i 1.4 16V 1.4 HDi 1.4 i	44 65 50 54		09.03 06.06 09.03 09.03	12.09 12.09 12.09 12.09		24.0220-3029.1 24.0220-3729.2	480179 480217	ohne Sensorring ⁷⁾ mit Sensorring ⁸⁾ 203/204,5 x 42 - Lager 203/204,5 x 42 + Lager
	1.1 i 1.4 16V 1.4 HDi 1.4 i	44 65 50 54		09.03 06.06 09.03 09.03	12.09 12.09 12.09 12.09		03.0520-6119.3	696119	19,05/203x38 TopKit LUC

1) - ventilated discs / - dischi ventilati / - disques ventilés / - disco ventilado

2) + ventilated discs / + dischi ventilati / + disques ventilés / + disco ventilado

3) + ventilated discs/+ 16 wheel / + dischi ventilati/+ ruota 16" / + disques ventilés/+ roue 16" / + disco ventilado/+ rueda 16"




















4) + ventilated discs/- 16 wheel / + dischi ventilati/ - ruota 16" / + disques ventilés/- roue 16" / + disco ventilado/- rueda 16"

5) + 16" wheel / + ruota 16" / + roue 16" / + rueda 16"

6) - 16" wheel / - ruota 16" / - roue 16" / - rueda 16"

7) without sensor ring / senza sensori / sans secours ABS / sin anillo sensor ABS

8) with sensor ring / con sensori / avec secours ABS / con anillo sensor ABS

CITROEN C2 (03-09)		CITROEN C3 (02-09)							
	1.1 i 1.4 16V 1.4 HDi 1.4 i	44 65 50 54	09.03 06.06 09.03 09.03	12.09 + ABS 12.09 + ABS 12.09 + ABS 12.09 + ABS	03.0520-8520.3 03.0520-7620.3	698520 697620		20,64/203x39 TopKit 20,64/203x38 TopKit	BOS LUC
	1.1 i 1.4 bivalent 1.4 HDi 1.4 i	44 54 50 54	02.02 09.05 02.02 02.02	08.09 08.09 08.09 08.09	13.0460-2871.2 13.0460-0146.2	602871 610146		23407 19,0 /S Belagsatz-Zubehör	LUC LUC
	1.4 16V 1.4 16V HDi 90 1.6 16V 1.6 16V HDi 110 1.6 16V HDi 90	65 66 80 80 66	12.03 02.02 02.02 09.05 10.05	08.09 08.09 08.09 + Schaltgetriebe 2) 08.09 08.09	13.0460-2881.2	602881	- 16" Rad 1)	23409 19,3 /S	LUC
	1.6 16V 1.6 16V HDi 110	80 80	02.02 09.05	+ Automatikgetriebe 3)	13.0460-3811.2	603811		23708 19,2 /S	BOS
	1.6 16V 1.6 16V HDi 110	80 80 ORGA 10801	02.02 08.09	+ Automatikgetriebe 3)	13.0460-3966.2 13.0470-3966.2	603966 LD3966		23600 19,4 /Zub/S 23600 19,4 /Zub/S	BOS BOS
	1.4 16V 1.6 16V 1.6 16V HDi 110 1.6 16V HDi 90	65 80 80 66	12.03 02.02 09.05 10.05	08.09 08.09 + Schaltgetriebe 2) 08.09 08.09	13.0460-3994.2 13.0470-3994.2	603994 LD3994	+ 16" Rad 4)	23599 19,0 /Zub/S 23599 19,0 /Zub/S	BOS BOS
	1.1 i 1.4 bivalent 1.4 HDi 1.4 i	44 54 50 54	02.02 09.05 02.02 02.02	08.09 08.09 08.09 08.09	24.0113-0184.1	413184		266 13,0 11,0 +S +B	
	1.4 16V 1.4 16V HDi 90 1.6 16V 1.6 16V HDi 110 1.6 16V HDi 90	65 66 80 80 66	12.03 02.02 02.02 09.05 10.05	08.09 08.09 08.09 + Schaltgetriebe 2) 08.09 08.09	24.0122-0194.1	422194		266 22,0 20,0 V +S +B	
	1.6 16V HDi 110	80	09.05	08.09 + Automatikgetriebe 3)	24.0126-0120.1 24.0326-0120.1	426120 526120		283 26,0 24,0 V +S +B 283 26,0 24,0 V +S +B PD	
	1.6 16V	80	02.02	08.09 + Automatikgetriebe 3)	24.0126-0120.1	426120		283 26,0 24,0 V +S +B	
	1.1 i 1.4 16V 1.4 16V HDi 90 1.4 bivalent 1.4 HDi 1.4 i 1.6 16V 1.6 16V HDi 110 1.6 16V HDi 90	44 65 66 54 50 54 80 80 66	02.02 12.03 02.02 09.05 02.02 02.02 02.02 09.05 10.05	08.09 08.09 08.09 08.09 08.09 08.09 08.09 08.09 08.09	24.0711-5124.3	360066	2 	Radsensor L=1120	
	1.4 16V HDi 90 1.6 16V 1.6 16V HDi 110 1.6 16V HDi 90	66 80 80 66	02.02 02.02 09.05 10.05	08.09 08.09 08.09 08.09	13.0460-2823.2 13.0470-2823.2 13.0460-0072.2	602823 LD2823 610072		23554 17,2 /S 23554 17,2 /S Belagsatz-Zubehör	LUC LUC LUC
	1.4 16V HDi 90 1.6 16V 1.6 16V HDi 110 1.6 16V HDi 90	66 80 80 66	02.02 02.02 09.05 10.05	08.09 08.09 08.09 08.09	24.0109-0137.1	409137		247 9,0 8,0 +S +B	
	1.1 i 1.4 16V 1.4 16V HDi 90 1.4 bivalent 1.4 HDi 1.4 i 1.6 16V 1.6 16V HDi 110 1.6 16V HDi 90	44 65 66 54 50 54 80 80 66	02.02 12.03 02.02 09.05 02.02 02.02 02.02 09.05 10.05	08.09 08.09 08.09 08.09 08.09 08.09 08.09 08.09 08.09	24.0711-5093.3	360063	2 	Radsensor L=757	
	1.1 i 1.4 16V 1.4 16V HDi 90 1.4 bivalent 1.4 HDi 1.4 i 1.6 16V HDi 90	44 65 66 54 50 54 66	02.02 12.03 02.02 09.05 02.02 02.02 10.05	08.09 08.09 08.09 08.09 08.09 08.09 08.09	03.0137-0426.2 03.0137-9267.2	650426 669267		203 x 38 HEB Bremsbacken-Zubehör	LUC LUC
	1.1 i 1.4 16V 1.4 16V HDi 90 1.4 bivalent 1.4 HDi 1.4 i 1.6 16V HDi 90	44 65 66 54 50 54 66	02.02 12.03 02.02 09.05 02.02 02.02 10.05	08.09 + ABS 08.09 08.09 08.09 + ABS 08.09 + ABS 08.09 + ABS 08.09	03.0137-0439.2 03.0137-9281.2	650439 669281		203 x 39 HEB Bremsbacken-Zubehör	LUC LUC
	1.1 i 1.4 16V 1.4 16V HDi 90 1.4 bivalent 1.4 HDi 1.4 i 1.6 16V HDi 90	44 65 66 54 50 54 66	02.02 12.03 02.02 09.05 02.02 02.02 10.05	08.09 08.09 08.09 08.09 08.09 08.09 08.09	24.0220-3029.1 24.0220-3729.2	480179 480217	ohne Sensorring 5) mit Sensorring 6)	203/204,5 x 42 - Lager 203/204,5 x 42 + Lager	

1) - 16" wheel / - ruota 16" / - roue 16" / - rueda 16"

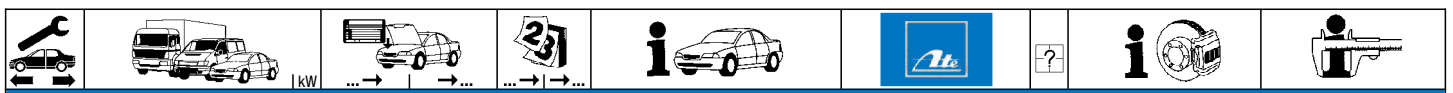
2) + manual transmission / + scatola cambio velocità / + transmission mécanique / + cambio de velocidad

3) + autom.transmission / + scatola cambio automatico / + transmission automatique / + cambio automático

4) + 16" wheel / + ruota 16" / + roue 16" / + rueda 16"

5) without sensor ring / senza sensori / sans secours ABS / sin anillo sensor ABS

6) with sensor ring / con sensori / avec secours ABS / con anillo sensor ABS






















CITROEN C3 (02-09)											
	1.1 i	44		02.02	08.09	- ABS	03.0520-6119.3	696119		19,05/203x38 TopKit	LUC
	1.4 bivalent	54		09.05	08.09	- ABS					
	1.4 HDi	50		02.02	08.09	- ABS					
	1.4 i	54		02.02	08.09	- ABS					
	1.1 i	44		02.02	08.09	+ ABS	03.0520-8520.3	698520		20,64/203x39 TopKit	BOS
	1.4 16V	65		12.03	08.09						
	1.4 16V HDi 90	66		02.02	08.09		03.0520-7620.3	697620		20,64/203x38 TopKit	LUC
	1.4 bivalent	54		09.05	08.09	+ ABS					
	1.4 HDi	50		02.02	08.09	+ ABS					
	1.4 i	54		02.02	08.09	+ ABS					
	1.6 16V HDi 90	66		10.05	08.09						

CITROEN C3 PLURIEL (03-10)															
	1.4 HDi	50		04.04	07.10		13.0460-2881.2	602881		23409	19,3 /S	LUC			
	1.4 Hybrid	54		05.05	07.10										
	1.4 i	54		05.03	07.10										
	1.6 16V	80		05.03	07.10										
	1.4 HDi	50		04.04	07.10		24.0122-0194.1	422194				266 22,0 20,0 V +S +B			
	1.4 Hybrid	54		05.05	07.10										
	1.4 i	54		05.03	07.10										
	1.6 16V	80		05.03	07.10										
	1.4 HDi	50		04.04	07.10		24.0711-5124.3	360066	2			Radsensor L=1120			
	1.4 Hybrid	54		05.05	07.10										
	1.4 i	54		05.03	07.10										
	1.6 16V	80		05.03	07.10										
	1.6 16V	80		05.03	07.10		13.0460-2823.2	602823				23554 17,2 /S	LUC		
														13.0470-2823.2	LD2823
														13.0460-0072.2	610072
	1.6 16V	80		05.03	07.10		24.0109-0137.1	409137				247 9,0 8,0 +S +B			
	1.4 HDi	50		04.04	07.10		24.0711-5093.3	360063	2			Radsensor L=757			
	1.4 Hybrid	54		05.05	07.10										
	1.4 i	54		05.03	07.10										
	1.6 16V	80		05.03	07.10										
	1.4 HDi	50		04.04	07.10		03.0137-0426.2	650426				203 x 38 HEB	LUC		
	1.4 Hybrid	54		05.05	07.10										
	1.4 i	54		05.03	07.10										
	1.4 HDi	50		04.04	07.10	+ ABS	03.0137-0439.2	650439				203 x 39 HEB	LUC		
	1.4 Hybrid	54		05.05	07.10	+ ABS									
	1.4 i	54		05.03	07.10	+ ABS									
	1.4 HDi	50		04.04	07.10		24.0220-3029.1	480179				203/204,5 x 42 - Lager			
	1.4 Hybrid	54		05.05	07.10										
	1.4 i	54		05.03	07.10										
	1.4 HDi	50		04.04	07.10	- ABS	03.0520-6119.3	696119				19,05/203x38 TopKit	LUC		
	1.4 Hybrid	54		05.05	07.10	- ABS									
	1.4 i	54		05.03	07.10	- ABS									
	1.4 HDi	50		04.04	07.10	+ ABS								03.0520-8520.3	698520
1.4 Hybrid	54		05.05	07.10	+ ABS										
1.4 i	54		05.03	07.10	+ ABS	03.0520-7620.3	697620		20,64/203x38 TopKit	LUC					

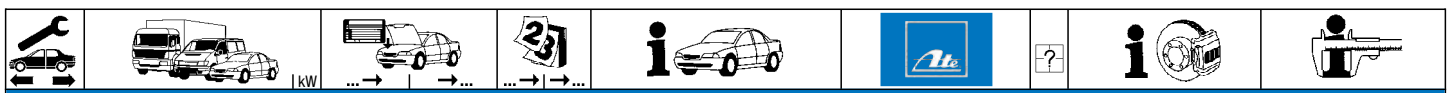
CITROEN C3 II (09-)																						
	1.0 VTI 68	50		10.12			13.0460-3994.2	603994				23599	19,0 /Zub/S	BOS								
	1.1	44		09.09																		
	1.2 VTI 110	81		10.14		+ Bremsscheibendurchm. 266 mm ³⁾																
	1.2 VTI 82	60		10.12																		
	1.4	54		09.09																		
	1.4 Flex	58		11.09																		
	1.4 HDi 70	50		11.09																		
	1.4 VTI 95	70		09.09																		
	1.6 BlueHDi 100	73		07.14		+ Bremsscheibendurchm. 266 mm ³⁾																
	1.6 BlueHDi 75	55		04.15		+ Bremsscheibendurchm. 266 mm ³⁾																
	1.6 HDi	68		11.09																		
	1.6 HDi 90	66		09.09																		
	1.2 VTI 110	81		10.14		+ Bremsscheibendurchm. 283 mm ⁴⁾									13.0460-3855.2	603855				24883	18,0 +/Zub/S	BOS
	1.6 BlueHDi 100	73		07.14		+ Bremsscheibendurchm. 283 mm ⁴⁾																
	1.6 BlueHDi 75	55		04.15		+ Bremsscheibendurchm. 283 mm ⁴⁾																
1.6 Flex	81		11.09																			
1.6 HDi 110	82		09.09																			
1.6 HDi 115	84		09.12																			
1.6 VTI 120	88		09.09																			
	1.0 VTI 68	50		10.12			24.0122-0194.1	422194						266 22,0 20,0 V +S +B								
	1.1	44		09.09																		
	1.2 VTI 110	81		10.14																		
	1.2 VTI 82	60		10.12																		
	1.4	54		09.09																		
	1.4 Flex	58		11.09																		
	1.4 HDi 70	50		11.09																		
	1.4 VTI 95	70		09.09																		
	1.6 BlueHDi 100	73		07.14																		
	1.6 BlueHDi 75	55		04.15																		
	1.6 HDi	68		11.09																		
	1.6 HDi 90	66		09.09																		
	1.2 VTI 110	81		10.14											24.0126-0120.1	426120				283 26,0 24,0 V +S +B	PD	
	1.6 BlueHDi 100	73		07.14																		

1) without sensor ring / senza sensori / sans secours ABS / sin anillo sensor ABS
2) with sensor ring / con sensori / avec secours ABS / con anillo sensor ABS
3) + brake disc diameter 266 mm / + disco fr.diam. 266mm / + disques fr.diam. 266mm / + disco fr.diam. 266mm
4) + brake disc diameter 283 mm / + disco fr.diam. 283mm / + disques fr.diam. 283mm / + disco fr.diam. 283mm



								
CITROEN C3 II (09-)								
	1.6 BlueHdi 75 1.6 Flex 1.6 HDi 110 1.6 HDi 115 1.6 VTi 120	55 81 82 84 88		04.15 11.09 09.09 09.12 09.09		24.0126-0120.1 24.0326-0120.1	426120 526120	283 26,0 24,0 V +S +B 283 26,0 24,0 V +S +B PD
	1.0 VTi 68 1.1 1.2 VTi 110 1.2 VTi 82 1.4 1.4 Flex 1.4 HDi 70 1.4 VTi 95 1.6 BlueHdi 100 1.6 BlueHdi 75 1.6 Flex 1.6 HDi 1.6 HDi 110 1.6 HDi 115 1.6 HDi 90 1.6 VTi 120	50 44 81 60 54 58 50 70 73 55 81 68 82 84 66 88		10.12 09.09 10.14 10.12 09.09 11.09 11.09 09.09 07.14 04.15 11.09 11.09 09.09 09.12 09.09 09.09		24.0711-5256.3	360320	2  Radsensor L=1029
	1.2 VTi 110 1.6 BlueHdi 100 1.6 BlueHdi 75 1.6 HDi 110 1.6 HDi 115 1.6 VTi 120	81 73 55 82 84 88		10.14 07.14 04.15 09.09 09.12 09.09		13.0460-2740.2 13.0470-2740.2	602740 LD2740	23554 17,2 /Zub/S 23554 17,2 /Zub/S LUC LUC
	1.2 VTi 110 1.6 BlueHdi 100 1.6 BlueHdi 75 1.6 HDi 110 1.6 HDi 115 1.6 VTi 120	81 73 55 82 84 88		10.14 07.14 04.15 09.09 09.12 09.09		24.0109-0100.2	409100	249 9,0 7,0 +B
	1.0 VTi 68 1.1 1.2 VTi 82 1.4 1.4 Flex 1.4 HDi 70 1.4 VTi 95 1.6 Flex 1.6 HDi 1.6 HDi 110 1.6 HDi 115 1.6 HDi 90 1.6 VTi 120	50 44 60 54 58 50 70 81 68 82 84 66 88	ORGA 13341 ORGA 13341 ORGA 13341 ORGA 13341 ORGA 13341 ORGA 13341 ORGA 13341 ORGA 13341 ORGA 13341 ORGA 13341 ORGA 13341 ORGA 13341 ORGA 13341	10.12 09.09 10.12 09.09 11.09 11.09 09.09 11.09 11.09 09.09 09.12 09.09 09.09		24.0711-5257.3	360321	2  Radsensor L=694
	1.0 VTi 68 1.1 1.2 VTi 110 1.2 VTi 82 1.4 1.4 Flex 1.4 HDi 70 1.6 BlueHdi 100 1.6 BlueHdi 75 1.6 HDi 1.6 HDi 90	50 44 81 60 54 58 50 73 55 68 66		10.12 09.09 10.14 10.12 09.09 11.09 11.09 07.14 04.15 11.09 09.09		03.0137-0504.2 03.0137-9281.2	650504 669281	203 x 39 HEB Bremsbacken-Zubehör BOS
	1.2 VTi 110 1.4 VTi 95 1.6 BlueHdi 100 1.6 BlueHdi 75	81 70 73 55		10.14 09.09 07.14 04.15		03.0137-0491.2 03.0137-9228.2	650491 669228	228 x 42 HEB Bremsbacken-Zubehör BOS BDX
	1.0 VTi 68 1.1 1.2 VTi 110 1.2 VTi 82 1.4 1.4 Flex 1.4 HDi 70 1.6 BlueHdi 100 1.6 BlueHdi 75 1.6 HDi 1.6 HDi 90	50 44 81 60 54 58 50 73 55 68 66		10.12 09.09 10.14 10.12 09.09 11.09 11.09 07.14 04.15 11.09 09.09		03.0520-9620.3	699620	20,64/203x39 TopKit BOS
	1.2 VTi 110 1.4 VTi 95 1.6 BlueHdi 100 1.6 BlueHdi 75	81 70 73 55		10.14 09.09 07.14 04.15		03.0520-9420.3	699420	20,64/228x42 TopKit BOS
CITROEN C3 PICASSO (09-)								
	1.2 THP 110 1.4 VTi 95 1.4 VTi 95 LPG 1.6 BlueHdi 100 1.6 Flex 1.6 HDi 1.6 HDi 110 1.6 HDi 115	81 70 70 73 78 80 82 84		01.15 02.09 01.12 01.15 11.09 02.09 05.10 11.12	+ Bremsscheibendurchm. 266 mm ¹⁾ + Bremsscheibendurchm. 266 mm ¹⁾ + Bremsscheibendurchm. 266 mm ¹⁾ + Bremsscheibendurchm. 266 mm ¹⁾ + Bremsscheibendurchm. 266 mm ¹⁾ + Bremsscheibendurchm. 266 mm ¹⁾ + Bremsscheibendurchm. 266 mm ¹⁾ + Bremsscheibendurchm. 266 mm ¹⁾	13.0460-3994.2 13.0470-3994.2	603994 LD3994	23599 19,0 /Zub/S 23599 19,0 /Zub/S BOS BOS

¹⁾ + brake disc diameter 266 mm / + disco fr.diam. 266mm / + disques fr.diam. 266mm / + disco fr.díam. 266mm



CITROEN C3 PICASSO (09-)

	1.6 HDi 90	66		02.09	+ Bremsscheibendurchm. 266 mm ¹⁾	13.0460-3994.2	603994		23599 19,0 /Zub/S	BOS
	1.6 HDi 90	68		07.10	+ Bremsscheibendurchm. 266 mm ¹⁾	13.0470-3994.2	LD3994		23599 19,0 /Zub/S	BOS
	1.6 VTi 120	88		02.09	+ Bremsscheibendurchm. 266 mm ¹⁾					
	1.2 THP 110	81		01.15	+ Bremsscheibendurchm. 283 mm ²⁾	13.0460-3855.2	603855		24883 18,0 +/Zub/S	BOS
	1.4 VTi 95	70		02.09	+ Bremsscheibendurchm. 283 mm ²⁾					
	1.4 VTi 95 LPG	70		01.12	+ Bremsscheibendurchm. 283 mm ²⁾					
	1.6 BlueHDi 100	73		01.15	+ Bremsscheibendurchm. 283 mm ²⁾					
	1.6 Flex	78		11.09	+ Bremsscheibendurchm. 283 mm ²⁾					
	1.6 HDi	80		02.09	+ Bremsscheibendurchm. 283 mm ²⁾					
	1.6 HDi 110	82		02.09	+ Bremsscheibendurchm. 283 mm ²⁾					
1.6 HDi 115	84		11.12	+ Bremsscheibendurchm. 283 mm ²⁾						
1.6 HDi 90	66		02.09	+ Bremsscheibendurchm. 283 mm ²⁾						
1.6 HDi 90	68		07.10	+ Bremsscheibendurchm. 283 mm ²⁾						
1.6 VTi 120	88		02.09	+ Bremsscheibendurchm. 283 mm ²⁾						
	1.2 THP 110	81		01.15		24.0122-0194.1	422194		266 22,0 20,0 V +S +B	
	1.4 VTi 95	70		02.09						
	1.4 VTi 95 LPG	70		01.12						
	1.6 BlueHDi 100	73		01.15						
	1.6 Flex	78		11.09						
	1.6 HDi	80		02.09						
	1.6 HDi 110	82		05.10						
	1.6 HDi 115	84		11.12						
	1.6 HDi 90	66		02.09						
	1.6 HDi 90	68		07.10						
1.6 VTi 120	88		02.09							
	1.2 THP 110	81		01.15		24.0126-0120.1	426120		283 26,0 24,0 V +S +B	
	1.4 VTi 95	70		02.09		24.0326-0120.1	526120		283 26,0 24,0 V +S +B PD	
	1.4 VTi 95 LPG	70		01.12						
	1.6 BlueHDi 100	73		01.15						
	1.6 Flex	78		11.09						
	1.6 HDi	80		02.09						
	1.6 HDi 110	82		05.10						
	1.6 HDi 115	84		11.12						
	1.6 HDi 90	66		02.09						
	1.6 HDi 90	68		07.10						
1.6 VTi 120	88		02.09							
	1.2 THP 110	81		01.15		24.0711-5256.3	360320	2	Radsensor L=1029	
	1.4 VTi 95	70		02.09						
	1.4 VTi 95 LPG	70		01.12						
	1.6 BlueHDi 100	73		01.15						
	1.6 Flex	78		11.09						
	1.6 HDi	80		02.09						
	1.6 HDi 110	82		05.10						
	1.6 HDi 115	84		11.12						
	1.6 HDi 90	66		02.09						
	1.6 HDi 90	68		07.10						
1.6 VTi 120	88		02.09							
	1.2 THP 110	81		01.15		13.0460-2740.2	602740		23554 17,2 /Zub/S	LUC
	1.4 VTi 95	70		02.09		13.0470-2740.2	LD2740		23554 17,2 /Zub/S	LUC
	1.4 VTi 95 LPG	70		01.12						
	1.6 BlueHDi 100	73		01.15						
	1.6 Flex	78		11.09						
	1.6 HDi	80		02.09						
	1.6 HDi 110	82		05.10						
	1.6 HDi 115	84		11.12						
	1.6 HDi 90	66		02.09						
	1.6 HDi 90	68		07.10						
1.6 VTi 120	88		02.09							
	1.2 THP 110	81		01.15		24.0109-0100.2	409100		249 9,0 7,0 +B	
	1.4 VTi 95	70		02.09						
	1.4 VTi 95 LPG	70		01.12						
	1.6 BlueHDi 100	73		01.15						
	1.6 Flex	78		11.09						
	1.6 HDi	80		02.09						
	1.6 HDi 110	82		05.10						
	1.6 HDi 115	84		11.12						
	1.6 HDi 90	66		02.09						
	1.6 HDi 90	68		07.10						
1.6 VTi 120	88		02.09							

CITROEN C4 I Limousine (LC) (04-10)

	1.4 16V	65		10.04	09.10 - ESP	13.0460-3994.2	603994		23599 19,0 /Zub/S	BOS
	1.4 16V	65 ORGA 10551			09.10 + ESP	13.0470-3994.2	LD3994		23599 19,0 /Zub/S	BOS
	1.6 16V	80		10.04	09.10 - ESP/ + Schaltgetriebe ³⁾					
	1.6 16V	80 ORGA 10551			09.10 + ESP/ + Schaltgetriebe ⁴⁾					
	1.6 16V Bio Flex	80		09.07	09.10 - ESP/ + Schaltgetriebe ³⁾					
	1.6 16V Bio Flex	80 ORGA 10551			09.10 + ESP/ + Schaltgetriebe ⁴⁾					
	1.6 HDi	66		10.04	09.10 - ESP					
	1.6 HDi	66 ORGA 10551			09.10 + ESP					
	1.6 VTi	88		07.08	09.10 + Schaltgetriebe ⁵⁾					
	1.4 16V	65	ORGA 10550	10.04	+ ESP	13.0460-3966.2	603966		23600 19,4 /Zub/S	BOS
1.6 16V	80	ORGA 10550	10.04	+ ESP/ + Schaltgetriebe ⁴⁾	13.0470-3966.2	LD3966		23600 19,4 /Zub/S	BOS	
1.6 16V	80		10.04	09.10 + Automatikgetriebe ⁶⁾						
1.6 16V	80		07.06	09.10						
1.6 16V Bio Flex	80	ORGA 10550	09.07	+ ESP/ + Schaltgetriebe ⁴⁾						
1.6 HDi	66	ORGA 10550	10.04	+ ESP						

¹⁾ + brake disc diameter 266 mm / + disco fr.diam. 266mm / + disques fr.diam. 266mm / + disco fr.diam. 266mm
















²⁾ + brake disc diameter 283 mm / + disco fr.diam. 283mm / + disques fr.diam. 283mm / + disco fr.diam. 283mm

³⁾ - ESP/ + manual transm. / - ESP/+ scatola cambio velocità / - ESP/ + transmission mécanique / - ESP/ + cambio de velocidad

⁴⁾ + ESP/ + manual transm. / + ESP/+ scatola cambio velocità / + ESP/ + transmission mécanique / + ESP/ + cambio de velocidad

⁵⁾ + manual transmission / + scatola cambio velocità / + transmission mécanique / + cambio de velocidad

⁶⁾ + autom.transmission / + scatola cambio automatico / + transmission automatique / + cambio automático

																				
CITROEN C4 I Limousine (LC) (04-10)																				
	1.6 HDi	80		10.04	09.10	+ ESP	13.0460-3966.2	603966	23600 19,4 /Zub/S 23600 19,4 /Zub/S	BOS BOS										
	1.6 HDi	80		07.06	09.10		13.0470-3966.2	LD3966												
	1.6 THP 140	103		07.08	09.10															
	1.6 THP 150	110		07.08	09.10															
	1.6 VTi	88		07.08	09.10	+ Automatikgetriebe 1)														
	2.0 16V	100		10.04	09.10															
	2.0 16V	103		10.04	09.10															
	2.0 16V	103		07.06	09.10															
	2.0 16V	130		11.04	09.10		13.0460-7202.2	607202			23589 19,1 + 23589 19,1 +	ATE ATE								
	2.0 HDi	103		07.08	09.10		13.0470-7202.2	LD7202												
2.0 HDi 135	100		10.04	09.10																
	1.4 16V	65		10.04	09.10	- ESP	24.0122-0194.1	422194	266 22,0 20,0 V +S +B											
	1.4 16V	65	ORGA 10551	09.10	09.10	+ ESP														
	1.6 16V	80		10.04	09.10	- ESP														
	1.6 16V	80	ORGA 10551	09.10	09.10	+ ESP/ + Schaltgetriebe 2)														
	1.6 16V Bio Flex	80		09.07	09.10	- ESP														
	1.6 16V Bio Flex	80	ORGA 10551	09.10	09.10	+ ESP/ + Schaltgetriebe 2)														
	1.6 HDi	66		10.04	09.10	- ESP														
	1.6 HDi	66	ORGA 10551	09.10	09.10	+ ESP														
	1.6 VTi	88		07.08	09.10	+ Schaltgetriebe 3)														
	1.4 16V	65	ORGA 10550	10.04	09.10	+ ESP					24.0126-0120.1	426120	283 26,0 24,0 V +S +B 283 26,0 24,0 V +S +B PD							
	1.6 16V	80	ORGA 10550	10.04	09.10	+ ESP/ + Schaltgetriebe 2)														
	1.6 16V	80		07.06	09.10															
	1.6 16V	80		10.04	09.10	+ Automatikgetriebe 1)														
	1.6 16V Bio Flex	80	ORGA 10550	09.07	09.10	+ ESP/ + Schaltgetriebe 2)														
	1.6 HDi	66	ORGA 10550	10.04	09.10	+ ESP														
	1.6 HDi	80		10.04	09.10	+ ESP														
	1.6 HDi	80		07.06	09.10															
	1.6 THP 140	103		07.08	09.10	+ ESP														
	1.6 THP 150	110		07.08	09.10	+ ESP														
	1.6 VTi	88		07.08	09.10	+ Automatikgetriebe 1)														
2.0 16V	100		10.04	09.10																
2.0 16V	103		10.04	09.10																
2.0 16V	103		07.06	09.10																
2.0 16V	130	ORGA 11500	11.04	09.10		24.0126-0140.1	426140	302 26,0 24,0 V +S +B												
2.0 HDi	103	ORGA 11500	07.08	09.10																
2.0 HDi 135	100	ORGA 11500	10.04	09.10																
2.0 16V	130	ORGA 11501		09.10		24.0126-0159.1	426159	302 26,0 24,0 V +S +B												
2.0 HDi	103	ORGA 11501		09.10																
2.0 HDi 135	100	ORGA 11501		09.10																
	1.4 16V	65		10.04	09.10		24.0710-2017.1	360224	2  + ABS (Bosch) 8.0 2  + ABS (Bosch) 8.1	Radsensor L=675 Radsensor L=680										
	1.6 16V	80		10.04	09.10						24.0711-5325.3	360350								
	1.6 16V	80		07.06	09.10															
	1.6 16V Bio Flex	80		09.07	09.10															
	1.6 HDi	66		10.04	09.10															
	1.6 HDi	80		10.04	09.10															
	1.6 HDi	80		07.06	09.10															
	1.6 THP 140	103		07.08	09.10															
	1.6 THP 150	110		07.08	09.10															
	1.6 VTi	88		07.08	09.10															
	2.0 16V	100		10.04	09.10															
	2.0 16V	103		10.04	09.10															
	2.0 16V	103		07.06	09.10															
	2.0 16V	130		11.04	09.10															
	2.0 HDi	103		07.08	09.10															
2.0 HDi 135	100		10.04	09.10																
	1.4 16V	65	ORGA 11584	10.04			13.0460-2823.2	602823	23554 17,2 /S 23554 17,2 /S Belagsatz-Zubehör	LUC LUC LUC										
	1.6 16V	80	ORGA 11584	10.04							13.0470-2823.2	LD2823								
	1.6 16V	80	ORGA 11584	07.06									13.0460-0072.2	610072						
	1.6 16V Bio Flex	80	ORGA 11584	09.07																
	1.6 HDi	66	ORGA 11584	10.04																
	1.6 HDi	80	ORGA 11584	10.04																
	1.6 HDi	80	ORGA 11584	07.06																
	1.6 THP 140	103	ORGA 11584	07.08																
	1.6 THP 150	110	ORGA 11584	07.08																
	1.6 VTi	88	ORGA 11584	07.08																
	2.0 16V	100	ORGA 11584	10.04																
	2.0 16V	103	ORGA 11584	10.04																
	2.0 16V	103	ORGA 11584	07.06																
	2.0 16V	130	ORGA 11584	11.04																
	2.0 HDi	103	ORGA 11584	07.08																
	2.0 HDi 135	100	ORGA 11584	10.04																
	1.4 16V	65	ORGA 11431												13.0460-2740.2	602740	23554 17,2 /Zub/S 23554 17,2 /Zub/S	LUC LUC		
	1.6 16V	80	ORGA 11431																13.0470-2740.2	LD2740
	1.6 16V	80	ORGA 11431																	
	1.6 16V Bio Flex	80	ORGA 11431																	
1.6 HDi	66	ORGA 11431																		
1.6 HDi	80	ORGA 11431																		
1.6 HDi	80	ORGA 11431																		
1.6 THP 140	103	ORGA 11431																		
1.6 THP 150	110	ORGA 11431																		
1.6 VTi	88	ORGA 11431																		
2.0 16V	100	ORGA 11431																		
2.0 16V	103	ORGA 11431																		
2.0 16V	103	ORGA 11431																		
2.0 16V	130	ORGA 11431																		
2.0 HDi	103	ORGA 11431																		
2.0 HDi 135	100	ORGA 11431																		

1) + autom.transmission / + scatola cambio automatico / + transmission automatique / + cambio automático
2) + ESP/ + manual transm. / + ESP/+ scatola cambio velocità / + ESP/ + transmission mécanique / + ESP/ + cambio de velocidad
3) + manual transmission / + scatola cambio velocità / + transmission mécanique / + cambio de velocidad



CITROEN C4 I Limousine (LC) (04-10)

	2.0 HDi	103 ORGA 11431	ORGA 12333			13.0460-2740.2	602740		23554 17,2 /Zub/S	LUC
	2.0 HDi 135	100 ORGA 11431	ORGA 12333			13.0470-2740.2	LD2740		23554 17,2 /Zub/S	LUC
	1.4 16V	65 ORGA 12334			09.10	13.0460-2823.2	602823		23554 17,2 /S	LUC
	1.6 16V	80 ORGA 12334			09.10	13.0470-2823.2	LD2823		23554 17,2 /S	LUC
	1.6 16V	80 ORGA 12334			09.10	13.0460-0072.2	610072		Belagsatz-Zubehör	LUC
	1.6 16V Bio Flex	80 ORGA 12334			09.10					
	1.6 HDi	66 ORGA 12334			09.10					
	1.6 HDi	80 ORGA 12334			09.10					
	1.6 HDi	80 ORGA 12334			09.10					
	1.6 THP 140	103 ORGA 12334			09.10					
	1.6 THP 150	110 ORGA 12334			09.10					
	1.6 VTi	88 ORGA 12334			09.10					
	2.0 16V	100 ORGA 12334			09.10					
	2.0 16V	103 ORGA 12334			09.10					
	2.0 16V	103 ORGA 12334			09.10					
	2.0 16V	130 ORGA 12334			09.10					
	2.0 HDi	103 ORGA 12334			09.10					
	2.0 HDi 135	100 ORGA 12334			09.10					
		1.4 16V	65	ORGA 12056	10.04		13.0460-3813.2	603813		24150 17,6 /S
1.6 16V		80	ORGA 12056	10.04		13.0470-3813.2	LD3813		24150 17,6 /Zub/S	BOS
1.6 16V		80	ORGA 12056	07.06						
1.6 16V Bio Flex		80	ORGA 12056	09.07						
1.6 HDi		66	ORGA 12056	10.04						
1.6 HDi		80	ORGA 12056	10.04						
1.6 HDi		80	ORGA 12056	07.06						
1.6 THP 140		103	ORGA 12056	07.08						
1.6 THP 150		110	ORGA 12056	07.08						
1.6 VTi		88	ORGA 12056	07.08						
2.0 16V		100	ORGA 12056	10.04						
2.0 16V		103	ORGA 12056	10.04						
2.0 16V		103	ORGA 12056	07.06						
2.0 16V		130	ORGA 12056	11.04						
2.0 HDi		103	ORGA 12056	07.08						
2.0 HDi 135		100	ORGA 12056	10.04						
		1.4 16V	65		10.04	09.10	24.0109-0100.2	409100		+ Achszapfen D=30mm ¹⁾
	1.6 16V	80		10.04	09.10	24.0109-0150.2	409150		+ Achszapfen D=25mm ²⁾	249 9,0 8,0 +B
	1.6 16V	80		07.06	09.10					
	1.6 16V Bio Flex	80		09.07	09.10					
	1.6 HDi	66		10.04	09.10					
	1.6 HDi	80		10.04	09.10					
	1.6 HDi	80		07.06	09.10					
	1.6 THP 140	103		07.08	09.10					
	1.6 THP 150	110		07.08	09.10					
	1.6 VTi	88		07.08	09.10					
	2.0 16V	100		10.04	09.10					
	2.0 16V	103		10.04	09.10					
	2.0 16V	103		07.06	09.10					
	2.0 16V	130		11.04	09.10					
	2.0 HDi	103		07.08	09.10					
	2.0 HDi 135	100		10.04	09.10					
		1.4 16V	65		10.04	09.10	24.0109-0137.1	409137		
1.6 16V		80		10.04	09.10					
1.6 16V		80		07.06	09.10					
1.6 16V Bio Flex		80		09.07	09.10					
1.6 HDi		66		10.04	09.10					
1.6 HDi		80		10.04	09.10					
1.6 HDi		80		07.06	09.10					
1.6 THP 140		103		07.08	09.10					
1.6 THP 150		110		07.08	09.10					
1.6 VTi		88		07.08	09.10					
2.0 16V		100		10.04	09.10					
2.0 16V		103		10.04	09.10					
2.0 16V		103		07.06	09.10					
2.0 16V		130		11.04	09.10					
2.0 HDi		103		07.08	09.10					
2.0 HDi 135		100		10.04	09.10					

CITROEN C4 I Coupe (04-10)

	1.4 16V	65		10.04	07.10	- ESP	13.0460-3994.2	603994		23599 19,0 /Zub/S	BOS	
	1.4 16V	65 ORGA 10551			07.10	+ ESP	13.0470-3994.2	LD3994		23599 19,0 /Zub/S	BOS	
	1.6 16V	80		10.04	07.10	- ESP/ + Schaltgetriebe ³⁾						
	1.6 16V	80 ORGA 10551			07.10	+ ESP/ + Schaltgetriebe ⁴⁾						
	1.6 HDi 90	66		10.04	07.10	- ESP						
	1.6 HDi 90	66 ORGA 10551			07.10	+ ESP						
	1.6 VTi 120	88		07.08	07.10	+ Schaltgetriebe ⁵⁾						
		1.4 16V	65	ORGA 10550	10.04		+ ESP	13.0460-3966.2	603966		23600 19,4 /Zub/S	BOS
		1.6 16V	80	ORGA 10550	10.04		+ ESP/ + Schaltgetriebe ⁴⁾	13.0470-3966.2	LD3966		23600 19,4 /Zub/S	BOS
		1.6 16V	80		10.04	07.10	+ Automatikgetriebe ⁶⁾					
		1.6 HDi 110	80		10.04	07.10	+ ESP					
		1.6 HDi 90	66	ORGA 10550	10.04		+ ESP					
		1.6 THP 150	110		07.08	07.10	+ ESP					
		1.6 VTi 120	88		07.08	07.10	+ Automatikgetriebe ⁶⁾					
		2.0 16V	100		10.04	07.10						
	2.0 16V	103		12.05	07.10							
		2.0 16V	130		10.04	07.10		13.0460-7202.2	607202		23589 19,1 +	ATE
		2.0 HDi	103		07.08	07.10		13.0470-7202.2	LD7202		23589 19,1 +	ATE
		2.0 HDi 135	100		10.04	07.10						

¹⁾ + axle stub D=30mm / + fusello D=30mm / + bout d'essieu D=30mm / + muñón del eje D=30mm
²⁾ + axle stub D=25mm / + fusello D=25mm / + bout d'essieu D=25mm / + muñón del eje D=25mm
³⁾ - ESP/ + manual transm. / - ESP/+ scatola cambio velocità / - ESP/ + transmission mécanique / - ESP/ + cambio de velocidad
⁴⁾ + ESP/ + manual transm. / + ESP/+ scatola cambio velocità / + ESP/ + transmission mécanique / + ESP/ + cambio de velocidad
⁵⁾ + manual transmission / + scatola cambio velocità / + transmission mécanique / + cambio de velocidad
⁶⁾ + autom.transmission / + scatola cambio automatico / + transmission automatique / + cambio automático

CITROEN C4 I Coupe (04-10)													
	1.4 16V 1.4 16V 1.6 16V 1.6 16V 1.6 HDi 90 1.6 HDi 90 1.6 VTi 120	65 65 ORGA 10551 80 80 ORGA 10551 66 66 ORGA 10551 88		10.04 10.04 10.04 10.04 07.08	07.10 07.10 07.10 07.10 07.10 07.10	- ESP + ESP - ESP/ + Schaltgetriebe 1) + ESP/ + Schaltgetriebe 2) - ESP + ESP + Schaltgetriebe 3)	24.0122-0194.1	422194				266 22,0 20,0 V +S +B	
	1.4 16V 1.6 16V 1.6 16V 1.6 HDi 110 1.6 HDi 90 1.6 THP 150 1.6 VTi 120 2.0 16V 2.0 16V	65 80 80 80 66 110 88 100 103	ORGA 10550 ORGA 10550 ORGA 10550 ORGA 10550 ORGA 10550 ORGA 10550 ORGA 10550	10.04 10.04 10.04 10.04 10.04 07.08 07.08	07.10 07.10 07.10 07.10 07.10 07.10 07.10	+ ESP + ESP/ + Schaltgetriebe 2) + Automatikgetriebe 4) + ESP + ESP + Automatikgetriebe 4)	24.0126-0120.1 24.0326-0120.1	426120 526120				283 26,0 24,0 V +S +B 283 26,0 24,0 V +S +B PD	
	2.0 16V 2.0 HDi 2.0 HDi 135	130 103 100	ORGA 11500 ORGA 11500 ORGA 11500	10.04 07.08 10.04	07.10 07.10 07.10		24.0126-0140.1	426140				302 26,0 24,0 V +S +B	
	2.0 16V 2.0 HDi 2.0 HDi 135	130 ORGA 11501 103 ORGA 11501 100 ORGA 11501			07.10 07.10 07.10		24.0126-0159.1	426159				302 26,0 24,0 V +S +B	
	1.4 16V 1.6 16V 1.6 HDi 110 1.6 HDi 90 1.6 THP 150 1.6 VTi 120 2.0 16V 2.0 16V 2.0 16V 2.0 HDi 2.0 HDi 135	65 80 80 66 110 88 100 103 130 103 100		10.04 10.04 10.04 10.04 07.08 07.08 10.04 12.05 10.04 07.08 10.04	07.10 07.10 07.10 07.10 07.10 07.10 07.10 07.10 07.10 07.10 07.10		24.0710-2017.1 24.0711-5325.3	360224 360350	2 + ABS (Bosch) 8.0 2 + ABS (Bosch) 8.1			Radsensor L=675 Radsensor L=680	
	1.4 16V 1.6 16V 1.6 HDi 110 1.6 HDi 90 1.6 THP 150 1.6 VTi 120 2.0 16V 2.0 16V 2.0 16V 2.0 HDi 2.0 HDi 135	65 80 80 66 110 88 100 103 130 103 100	ORGA 11584 ORGA 11584 ORGA 11584 ORGA 11584 ORGA 11584 ORGA 11584 ORGA 11584 ORGA 11584 ORGA 11584 ORGA 11584 ORGA 11584	10.04 10.04 10.04 10.04 07.08 07.08 10.04 12.05 10.04 07.08 10.04			13.0460-2823.2 13.0470-2823.2 13.0460-0072.2	602823 LD2823 610072				23554 17,2 /S 23554 17,2 /S Belagsatz-Zubehör	LUC LUC LUC
	1.4 16V 1.6 16V 1.6 HDi 110 1.6 HDi 90 1.6 THP 150 1.6 VTi 120 2.0 16V 2.0 16V 2.0 16V 2.0 HDi 2.0 HDi 135	65 ORGA 11431 80 ORGA 11431 80 ORGA 11431 66 ORGA 11431 110 ORGA 11431 88 ORGA 11431 100 ORGA 11431 103 ORGA 11431 130 ORGA 11431 103 ORGA 11431 100 ORGA 11431	ORGA 12333 ORGA 12333 ORGA 12333 ORGA 12333 ORGA 12333 ORGA 12333 ORGA 12333 ORGA 12333 ORGA 12333 ORGA 12333 ORGA 12333				13.0460-2740.2 13.0470-2740.2	602740 LD2740				23554 17,2 /Zub/S 23554 17,2 /Zub/S	LUC LUC
	1.4 16V 1.6 16V 1.6 HDi 110 1.6 HDi 90 1.6 THP 150 1.6 VTi 120 2.0 16V 2.0 16V 2.0 16V 2.0 HDi 2.0 HDi 135	65 ORGA 12334 80 ORGA 12334 80 ORGA 12334 66 ORGA 12334 110 ORGA 12334 88 ORGA 12334 100 ORGA 12334 103 ORGA 12334 130 ORGA 12334 103 ORGA 12334 100 ORGA 12334		07.10 07.10 07.10 07.10 07.10 07.10 07.10 07.10 07.10 07.10 07.10			13.0460-2823.2 13.0470-2823.2 13.0460-0072.2	602823 LD2823 610072				23554 17,2 /S 23554 17,2 /S Belagsatz-Zubehör	LUC LUC LUC
	1.4 16V 1.6 16V 1.6 HDi 110 1.6 HDi 90 1.6 THP 150 1.6 VTi 120 2.0 16V 2.0 16V 2.0 16V 2.0 HDi 2.0 HDi 135	65 80 80 66 110 88 100 103 130 103 100	ORGA 12056 ORGA 12056 ORGA 12056 ORGA 12056 ORGA 12056 ORGA 12056 ORGA 12056 ORGA 12056 ORGA 12056 ORGA 12056 ORGA 12056	10.04 10.04 10.04 10.04 07.08 07.08 10.04 12.05 10.04 07.08 10.04			13.0460-3813.2 13.0470-3813.2	603813 LD3813				24150 17,6 /S 24150 17,6 /Zub/S	BOS BOS
	1.4 16V 1.6 16V 1.6 HDi 110 1.6 HDi 90 1.6 THP 150 1.6 VTi 120 2.0 16V 2.0 16V 2.0 16V	65 80 80 66 110 88 100 103 130		10.04 10.04 10.04 10.04 07.08 07.08 10.04 12.05 10.04	07.10 07.10 07.10 07.10 07.10 07.10 07.10 07.10 07.10		24.0109-0100.2 24.0109-0150.2	409100 409150	+ Achszapfen D=30mm 5) + Achszapfen D=25mm 6)			249 9,0 7,0 +B 249 9,0 8,0 +B	

1) - ESP/ + manual transm. / - ESP/+ scatola cambio velocità / - ESP/ + transmission mécanique / - ESP/ + cambio de velocidad
2) + ESP/ + manual transm. / + ESP/+ scatola cambio velocità / + ESP/ + transmission mécanique / + ESP/ + cambio de velocidad
3) + manual transmission / + scatola cambio velocità / + transmission mécanique / + cambio de velocidad
4) + autom.transmission / + scatola cambio automatico / + transmission automatique / + cambio automatico
5) + axle stub D=30mm / + fusello D=30mm / + bout d'essieu D=30mm / + muñón del eje D=30mm
6) + axle stub D=25mm / + fusello D=25mm / + bout d'essieu D=25mm / + muñón del eje D=25mm



CITROEN C4 I Coupe (04-10)

	2.0 HDi	103		07.08	07.10	24.0109-0100.2	409100	+ Achszapfen D=30mm ¹⁾	249 9,0 7,0 +B
	2.0 HDi 135	100		10.04	07.10	24.0109-0150.2	409150	+ Achszapfen D=25mm ²⁾	249 9,0 8,0 +B
	1.4 16V	65		10.04	07.10	24.0109-0137.1	409137		247 9,0 8,0 +S +B
	1.6 16V	80		10.04	07.10				
	1.6 HDi 110	80		10.04	07.10				
	1.6 HDi 90	66		10.04	07.10				
	1.6 THP 150	110		07.08	07.10				
	1.6 VTi 120	88		07.08	07.10				
	2.0 16V	100		10.04	07.10				
	2.0 16V	103		12.05	07.10				
	2.0 16V	130		10.04	07.10				
	2.0 HDi	103		07.08	07.10				
	2.0 HDi 135	100		10.04	07.10				

CITROEN C4 I PICASSO (07-13)

	1.6 e-HDi 110	82		11.10	07.13	13.0460-7229.2	607229		24538 18,5 +	ATE	
	1.6 HDi	80		02.07	07.13	13.0470-7229.2	LD7229		24538 18,5 +	ATE	
	1.6 HDi 110	82		11.10	07.13						
	1.6 VTi 120	88		07.08	07.13						
	1.8 i 16V	92		02.07	07.13						
	1.6 16V	110		07.08	07.13	13.0460-7230.2	607230		24557 19,4 +	ATE	
	1.6 THP 140	103		07.08	07.13	13.0470-7230.2	LD7230		24557 19,4 +	ATE	
	1.6 THP 150	110		10.08	07.13						
	1.6 THP 155	115		11.10	07.13						
	2.0 HDi 138	100		02.07	07.13						
	2.0 HDi 150	110		07.09	07.13						
	2.0 HDi 165	120		11.10	07.13						
	2.0 i 16V	103		02.07	07.13						
		1.6 e-HDi 110	82		11.10	07.13	24.0126-0120.1	426120		283 26,0 24,0 V +S +B	
		1.6 HDi	80		02.07	07.13	24.0326-0120.1	526120		283 26,0 24,0 V +S +B PD	
1.6 HDi 110		82		11.10	07.13						
1.6 VTi 120		88		07.08	07.13						
1.8 i 16V		92		02.07	07.13						
1.6 16V		110		07.08	07.13	24.0126-0140.1	426140		302 26,0 24,0 V +S +B		
1.6 THP 140		103		07.08	07.13						
1.6 THP 150		110		10.08	07.13						
1.6 THP 155		115		11.10	07.13						
2.0 HDi 138		100		02.07	07.13						
	1.6 16V	110		07.08	07.13	13.0460-3836.2	603836		24540 16,3 /Zub/S	BOS	
	1.6 e-HDi 110	82		11.10	07.13	13.0470-3836.2	LD3836		24540 16,3 /Zub/S	BOS	
	1.6 HDi	80		02.07	07.13						
	1.6 HDi 110	82		11.10	07.13						
	1.6 THP 140	103		07.08	07.13						
	1.6 THP 150	110		10.08	07.13						
	1.6 THP 155	115		11.10	07.13						
	1.6 VTi 120	88		07.08	07.13						
	1.8 i 16V	92		02.07	07.13						
	2.0 HDi 138	100		02.07	07.13						
	1.6 16V	110		07.08	07.13	24.0112-0194.2	412194		268 12,0 10,0 +B		
	1.6 e-HDi 110	82		11.10	07.13						
	1.6 HDi	80		02.07	07.13						
	1.6 HDi 110	82		11.10	07.13						
	1.6 THP 140	103		07.08	07.13						
	1.6 THP 150	110		10.08	07.13						
	1.6 THP 155	115		11.10	07.13						
	1.6 VTi 120	88		07.08	07.13						
	1.8 i 16V	92		02.07	07.13						
	2.0 HDi 138	100		02.07	07.13						


















CITROEN C4 I GRAND PICASSO (06-13)

	1.6 e-HDi 110	82		11.10	07.13	13.0460-7229.2	607229		24538 18,5 +	ATE
	1.6 HDi	80		10.06	07.13	13.0470-7229.2	LD7229		24538 18,5 +	ATE
	1.6 HDi 110	82		09.10	07.13					
	1.6 VTi 120	88		07.08	07.13					
	1.8 i 16V	92		10.06	07.13					
	1.6 16V	103		07.08	07.13	13.0460-7230.2	607230		24557 19,4 +	ATE
	1.6 16V	110		10.08	07.13	13.0470-7230.2	LD7230		24557 19,4 +	ATE
	1.6 THP 155	115		11.10	07.13					
	2.0 HDi 135	100		10.06	07.13					
	2.0 HDi 150	110		07.09	07.13					
	2.0 HDi 165	120		11.10	07.13					
	2.0 i 16V	103		10.06	07.13					
	1.6 e-HDi 110	82		11.10	07.13	24.0126-0120.1	426120		283 26,0 24,0 V +S +B	
	1.6 HDi	80		10.06	07.13	24.0326-0120.1	526120		283 26,0 24,0 V +S +B PD	
	1.6 HDi 110	82		09.10	07.13					
	1.6 VTi 120	88		07.08	07.13					
	1.8 i 16V	92		10.06	07.13					

¹⁾ + axle stub D=30mm / + fusello D=30mm / + bout d'essieu D=30mm / + muñón del eje D=30mm








²⁾ + axle stub D=25mm / + fusello D=25mm / + bout d'essieu D=25mm / + muñón del eje D=25mm



								
CITROEN C4 I GRAND PICASSO (06-13)								
	1.6 16V 1.6 16V 1.6 THP 155 2.0 HDi 135 2.0 HDi 150 2.0 HDi 165 2.0 i 16V	103 110 115 100 110 120 103		07.08 10.08 11.10 10.06 07.09 11.10 10.06	07.13 07.13 07.13 07.13 07.13 07.13 07.13	24.0126-0140.1	426140	302 26,0 24,0 V +S +B
	1.6 16V 1.6 16V 1.6 e-HDi 110 1.6 HDi 1.6 HDi 110 1.6 THP 155 1.6 VTi 120 1.8 i 16V 2.0 HDi 135 2.0 HDi 150 2.0 HDi 165 2.0 i 16V	103 110 82 80 82 115 88 92 100 110 120 103		07.08 10.08 11.10 10.06 09.10 11.10 07.08 10.06 07.09 11.10 10.06	07.13 07.13 07.13 07.13 07.13 07.13 07.13 07.13 07.13 07.13 07.13 07.13	13.0460-3836.2 13.0470-3836.2	603836 LD3836	24540 16,3 /Zub/S 24540 16,3 /Zub/S
	1.6 16V 1.6 16V 1.6 e-HDi 110 1.6 HDi 1.6 HDi 110 1.6 THP 155 1.6 VTi 120 1.8 i 16V 2.0 HDi 135 2.0 HDi 150 2.0 HDi 165 2.0 i 16V	103 110 82 80 82 115 88 92 100 110 120 103		07.08 10.08 11.10 10.06 09.10 11.10 07.08 10.06 07.09 11.10 10.06	07.13 07.13 07.13 07.13 07.13 07.13 07.13 07.13 07.13 07.13 07.13 07.13	24.0112-0194.2	412194	268 12,0 10,0 +B
CITROEN C4 II Limousine (B7) (10-)								
	1.2 THP 1.6 BlueHDi 100 1.6 BlueHDi 120 1.6 Flex 1.6 HDi 110 1.6 HDi 115 1.6 HDi 90 1.6 VTi 120 1.6 VTi 120 LPG 2.0 Flex 1.6 THP 155 2.0 HDi 150	96 73 88 81 82 84 68 88 88 103 115 110		04.14 07.14 02.15 11.09 11.09 07.12 11.09 11.09 09.11 11.09 11.09 11.09		13.0460-7229.2 13.0470-7229.2	607229 LD7229	24538 18,5 + 24538 18,5 +
					+ elektrische Feststellbremse 1)			ATE ATE
	1.2 THP 110 1.4 VTi 95 1.6 HDi 90 1.2 THP 1.6 BlueHDi 100 1.6 BlueHDi 120 1.6 Flex 1.6 HDi 110 1.6 HDi 115 1.6 HDi 90 1.6 VTi 120 1.6 VTi 120 LPG 2.0 Flex 1.6 THP 155 2.0 HDi 150	81 70 68 96 73 88 81 82 84 68 88 88 103 115 110		02.15 11.09 11.09 04.14 07.14 02.15 11.09 11.09 07.12 11.09 11.09 09.11 11.09 11.09		24.0122-0194.1	422194	266 22,0 20,0 V +S +B
					- elektrische Feststellbremse 2)			
					+ elektrische Feststellbremse 1)	24.0126-0120.1 24.0326-0120.1	426120 526120	283 26,0 24,0 V +S +B 283 26,0 24,0 V +S +B PD
						24.0126-0159.1	426159	302 26,0 24,0 V +S +B
	1.2 THP 1.2 THP 110 1.4 VTi 95 1.6 BlueHDi 100 1.6 BlueHDi 120 1.6 Flex 1.6 HDi 110 1.6 HDi 115 1.6 HDi 90 1.6 THP 155 1.6 VTi 120 1.6 VTi 120 LPG 2.0 Flex 2.0 HDi 150	96 81 70 73 88 81 82 84 68 115 88 88 103 110		04.14 02.15 11.09 07.14 02.15 11.09 11.09 07.12 11.09 11.09 11.09 11.09 11.09		24.0711-5325.3	360350	2  Radsensor L=680
	1.2 THP 1.2 THP 110 1.4 VTi 95 1.6 BlueHDi 100 1.6 BlueHDi 120 1.6 Flex 1.6 HDi 110 1.6 HDi 115 1.6 HDi 90 1.6 VTi 120 1.6 VTi 120 LPG 2.0 Flex	96 81 70 73 88 81 82 84 68 88 88 103		04.14 02.15 11.09 07.14 02.15 11.09 11.09 07.12 11.09 11.09 09.11 11.09		13.0460-2775.2	602775	23554 17,2 +/Zub/S
					- elektrische Feststellbremse 2)			LUC
					- elektrische Feststellbremse 2)			
					- elektrische Feststellbremse 2)			
					- elektrische Feststellbremse 2)			
					- elektrische Feststellbremse 2)			
					- elektrische Feststellbremse 2)			
					- elektrische Feststellbremse 2)			
					- elektrische Feststellbremse 2)			
					- elektrische Feststellbremse 2)			
					- elektrische Feststellbremse 2)			
					- elektrische Feststellbremse 2)			
					- elektrische Feststellbremse 2)			

1) + electric parking brake / + freno a mano elettrico / + frein à main électrique / + freno de mano eléctrico
2) - electric parking brake / - freno a mano elettrico / - frein à main électrique / - freno de mano eléctrico



CITROEN C4 II Limousine (B7) (10-)																																																																																																																															
	<table border="1"> <tr><td>1.2 THP</td><td>96</td><td>04.14</td><td>+ elektrische Feststellbremse 1)</td><td>13.0460-2761.2</td><td>602761</td><td></td><td>24922 17,5 /Zub/S</td><td>LUC</td></tr> <tr><td>1.2 THP 110</td><td>81</td><td>02.15</td><td>+ elektrische Feststellbremse 1)</td><td></td><td></td><td></td><td></td><td></td></tr> <tr><td>1.4 VTi 95</td><td>70</td><td>11.09</td><td>+ elektrische Feststellbremse 1)</td><td></td><td></td><td></td><td></td><td></td></tr> <tr><td>1.6 BlueHDi 100</td><td>73</td><td>07.14</td><td>+ elektrische Feststellbremse 1)</td><td></td><td></td><td></td><td></td><td></td></tr> <tr><td>1.6 BlueHDi 120</td><td>88</td><td>02.15</td><td>+ elektrische Feststellbremse 1)</td><td></td><td></td><td></td><td></td><td></td></tr> <tr><td>1.6 Flex</td><td>81</td><td>11.09</td><td>+ elektrische Feststellbremse 1)</td><td></td><td></td><td></td><td></td><td></td></tr> <tr><td>1.6 HDi 110</td><td>82</td><td>11.09</td><td>+ elektrische Feststellbremse 1)</td><td></td><td></td><td></td><td></td><td></td></tr> <tr><td>1.6 HDi 115</td><td>84</td><td>07.12</td><td>+ elektrische Feststellbremse 1)</td><td></td><td></td><td></td><td></td><td></td></tr> <tr><td>1.6 HDi 90</td><td>68</td><td>11.09</td><td>+ elektrische Feststellbremse 1)</td><td></td><td></td><td></td><td></td><td></td></tr> <tr><td>1.6 THP 155</td><td>115</td><td>11.09</td><td></td><td></td><td></td><td></td><td></td><td></td></tr> <tr><td>1.6 VTi 120</td><td>88</td><td>11.09</td><td>+ elektrische Feststellbremse 1)</td><td></td><td></td><td></td><td></td><td></td></tr> <tr><td>1.6 VTi 120 LPG</td><td>88</td><td>09.11</td><td>+ elektrische Feststellbremse 1)</td><td></td><td></td><td></td><td></td><td></td></tr> <tr><td>2.0 Flex</td><td>103</td><td>11.09</td><td>+ elektrische Feststellbremse 1)</td><td></td><td></td><td></td><td></td><td></td></tr> <tr><td>2.0 HDi 150</td><td>110</td><td>11.09</td><td></td><td></td><td></td><td></td><td></td><td></td></tr> </table>	1.2 THP	96	04.14	+ elektrische Feststellbremse 1)	13.0460-2761.2	602761		24922 17,5 /Zub/S	LUC	1.2 THP 110	81	02.15	+ elektrische Feststellbremse 1)						1.4 VTi 95	70	11.09	+ elektrische Feststellbremse 1)						1.6 BlueHDi 100	73	07.14	+ elektrische Feststellbremse 1)						1.6 BlueHDi 120	88	02.15	+ elektrische Feststellbremse 1)						1.6 Flex	81	11.09	+ elektrische Feststellbremse 1)						1.6 HDi 110	82	11.09	+ elektrische Feststellbremse 1)						1.6 HDi 115	84	07.12	+ elektrische Feststellbremse 1)						1.6 HDi 90	68	11.09	+ elektrische Feststellbremse 1)						1.6 THP 155	115	11.09							1.6 VTi 120	88	11.09	+ elektrische Feststellbremse 1)						1.6 VTi 120 LPG	88	09.11	+ elektrische Feststellbremse 1)						2.0 Flex	103	11.09	+ elektrische Feststellbremse 1)						2.0 HDi 150	110	11.09						
1.2 THP	96	04.14	+ elektrische Feststellbremse 1)	13.0460-2761.2	602761		24922 17,5 /Zub/S	LUC																																																																																																																							
1.2 THP 110	81	02.15	+ elektrische Feststellbremse 1)																																																																																																																												
1.4 VTi 95	70	11.09	+ elektrische Feststellbremse 1)																																																																																																																												
1.6 BlueHDi 100	73	07.14	+ elektrische Feststellbremse 1)																																																																																																																												
1.6 BlueHDi 120	88	02.15	+ elektrische Feststellbremse 1)																																																																																																																												
1.6 Flex	81	11.09	+ elektrische Feststellbremse 1)																																																																																																																												
1.6 HDi 110	82	11.09	+ elektrische Feststellbremse 1)																																																																																																																												
1.6 HDi 115	84	07.12	+ elektrische Feststellbremse 1)																																																																																																																												
1.6 HDi 90	68	11.09	+ elektrische Feststellbremse 1)																																																																																																																												
1.6 THP 155	115	11.09																																																																																																																													
1.6 VTi 120	88	11.09	+ elektrische Feststellbremse 1)																																																																																																																												
1.6 VTi 120 LPG	88	09.11	+ elektrische Feststellbremse 1)																																																																																																																												
2.0 Flex	103	11.09	+ elektrische Feststellbremse 1)																																																																																																																												
2.0 HDi 150	110	11.09																																																																																																																													
	<table border="1"> <tr><td>1.2 THP</td><td>96</td><td>04.14</td><td>- elektrische Feststellbremse 2)</td><td>24.0109-0171.2</td><td>409171</td><td></td><td>249 9,0 8,0 +B</td><td></td></tr> <tr><td>1.2 THP 110</td><td>81</td><td>02.15</td><td>- elektrische Feststellbremse 2)</td><td></td><td></td><td></td><td></td><td></td></tr> <tr><td>1.4 VTi 95</td><td>70</td><td>11.09</td><td>- elektrische Feststellbremse 2)</td><td></td><td></td><td></td><td></td><td></td></tr> <tr><td>1.6 BlueHDi 100</td><td>73</td><td>07.14</td><td>- elektrische Feststellbremse 2)</td><td></td><td></td><td></td><td></td><td></td></tr> <tr><td>1.6 BlueHDi 120</td><td>88</td><td>02.15</td><td>- elektrische Feststellbremse 2)</td><td></td><td></td><td></td><td></td><td></td></tr> <tr><td>1.6 Flex</td><td>81</td><td>11.09</td><td>- elektrische Feststellbremse 2)</td><td></td><td></td><td></td><td></td><td></td></tr> <tr><td>1.6 HDi 110</td><td>82</td><td>11.09</td><td>- elektrische Feststellbremse 2)</td><td></td><td></td><td></td><td></td><td></td></tr> <tr><td>1.6 HDi 115</td><td>84</td><td>07.12</td><td>- elektrische Feststellbremse 2)</td><td></td><td></td><td></td><td></td><td></td></tr> <tr><td>1.6 HDi 90</td><td>68</td><td>11.09</td><td>- elektrische Feststellbremse 2)</td><td></td><td></td><td></td><td></td><td></td></tr> <tr><td>1.6 VTi 120</td><td>88</td><td>11.09</td><td>- elektrische Feststellbremse 2)</td><td></td><td></td><td></td><td></td><td></td></tr> <tr><td>1.6 VTi 120 LPG</td><td>88</td><td>09.11</td><td>- elektrische Feststellbremse 2)</td><td></td><td></td><td></td><td></td><td></td></tr> <tr><td>2.0 Flex</td><td>103</td><td>11.09</td><td>- elektrische Feststellbremse 2)</td><td></td><td></td><td></td><td></td><td></td></tr> </table>	1.2 THP	96	04.14	- elektrische Feststellbremse 2)	24.0109-0171.2	409171		249 9,0 8,0 +B		1.2 THP 110	81	02.15	- elektrische Feststellbremse 2)						1.4 VTi 95	70	11.09	- elektrische Feststellbremse 2)						1.6 BlueHDi 100	73	07.14	- elektrische Feststellbremse 2)						1.6 BlueHDi 120	88	02.15	- elektrische Feststellbremse 2)						1.6 Flex	81	11.09	- elektrische Feststellbremse 2)						1.6 HDi 110	82	11.09	- elektrische Feststellbremse 2)						1.6 HDi 115	84	07.12	- elektrische Feststellbremse 2)						1.6 HDi 90	68	11.09	- elektrische Feststellbremse 2)						1.6 VTi 120	88	11.09	- elektrische Feststellbremse 2)						1.6 VTi 120 LPG	88	09.11	- elektrische Feststellbremse 2)						2.0 Flex	103	11.09	- elektrische Feststellbremse 2)																							
1.2 THP	96	04.14	- elektrische Feststellbremse 2)	24.0109-0171.2	409171		249 9,0 8,0 +B																																																																																																																								
1.2 THP 110	81	02.15	- elektrische Feststellbremse 2)																																																																																																																												
1.4 VTi 95	70	11.09	- elektrische Feststellbremse 2)																																																																																																																												
1.6 BlueHDi 100	73	07.14	- elektrische Feststellbremse 2)																																																																																																																												
1.6 BlueHDi 120	88	02.15	- elektrische Feststellbremse 2)																																																																																																																												
1.6 Flex	81	11.09	- elektrische Feststellbremse 2)																																																																																																																												
1.6 HDi 110	82	11.09	- elektrische Feststellbremse 2)																																																																																																																												
1.6 HDi 115	84	07.12	- elektrische Feststellbremse 2)																																																																																																																												
1.6 HDi 90	68	11.09	- elektrische Feststellbremse 2)																																																																																																																												
1.6 VTi 120	88	11.09	- elektrische Feststellbremse 2)																																																																																																																												
1.6 VTi 120 LPG	88	09.11	- elektrische Feststellbremse 2)																																																																																																																												
2.0 Flex	103	11.09	- elektrische Feststellbremse 2)																																																																																																																												
	<table border="1"> <tr><td>1.2 THP</td><td>96</td><td>04.14</td><td>+ elektrische Feststellbremse 1)</td><td>24.0112-0194.2</td><td>412194</td><td>- 19" Rad 3)</td><td>268 12,0 10,0 +B</td><td></td></tr> <tr><td>1.2 THP 110</td><td>81</td><td>02.15</td><td>+ elektrische Feststellbremse 1)</td><td>24.0112-0198.1</td><td>412198</td><td>+ 19" Rad 4)</td><td>290 12,0 10,0 +S +B</td><td></td></tr> <tr><td>1.4 VTi 95</td><td>70</td><td>11.09</td><td>+ elektrische Feststellbremse 1)</td><td></td><td></td><td></td><td></td><td></td></tr> <tr><td>1.6 BlueHDi 100</td><td>73</td><td>07.14</td><td>+ elektrische Feststellbremse 1)</td><td></td><td></td><td></td><td></td><td></td></tr> <tr><td>1.6 BlueHDi 120</td><td>88</td><td>02.15</td><td>+ elektrische Feststellbremse 1)</td><td></td><td></td><td></td><td></td><td></td></tr> <tr><td>1.6 Flex</td><td>81</td><td>11.09</td><td>+ elektrische Feststellbremse 1)</td><td></td><td></td><td></td><td></td><td></td></tr> <tr><td>1.6 HDi 110</td><td>82</td><td>11.09</td><td>+ elektrische Feststellbremse 1)</td><td></td><td></td><td></td><td></td><td></td></tr> <tr><td>1.6 HDi 115</td><td>84</td><td>07.12</td><td>+ elektrische Feststellbremse 1)</td><td></td><td></td><td></td><td></td><td></td></tr> <tr><td>1.6 HDi 90</td><td>68</td><td>11.09</td><td>+ elektrische Feststellbremse 1)</td><td></td><td></td><td></td><td></td><td></td></tr> <tr><td>1.6 THP 155</td><td>115</td><td>11.09</td><td></td><td></td><td></td><td></td><td></td><td></td></tr> <tr><td>1.6 VTi 120</td><td>88</td><td>11.09</td><td>+ elektrische Feststellbremse 1)</td><td></td><td></td><td></td><td></td><td></td></tr> <tr><td>1.6 VTi 120 LPG</td><td>88</td><td>09.11</td><td>+ elektrische Feststellbremse 1)</td><td></td><td></td><td></td><td></td><td></td></tr> <tr><td>2.0 Flex</td><td>103</td><td>11.09</td><td>+ elektrische Feststellbremse 1)</td><td></td><td></td><td></td><td></td><td></td></tr> <tr><td>2.0 HDi 150</td><td>110</td><td>11.09</td><td></td><td></td><td></td><td></td><td></td><td></td></tr> </table>	1.2 THP	96	04.14	+ elektrische Feststellbremse 1)	24.0112-0194.2	412194	- 19" Rad 3)	268 12,0 10,0 +B		1.2 THP 110	81	02.15	+ elektrische Feststellbremse 1)	24.0112-0198.1	412198	+ 19" Rad 4)	290 12,0 10,0 +S +B		1.4 VTi 95	70	11.09	+ elektrische Feststellbremse 1)						1.6 BlueHDi 100	73	07.14	+ elektrische Feststellbremse 1)						1.6 BlueHDi 120	88	02.15	+ elektrische Feststellbremse 1)						1.6 Flex	81	11.09	+ elektrische Feststellbremse 1)						1.6 HDi 110	82	11.09	+ elektrische Feststellbremse 1)						1.6 HDi 115	84	07.12	+ elektrische Feststellbremse 1)						1.6 HDi 90	68	11.09	+ elektrische Feststellbremse 1)						1.6 THP 155	115	11.09							1.6 VTi 120	88	11.09	+ elektrische Feststellbremse 1)						1.6 VTi 120 LPG	88	09.11	+ elektrische Feststellbremse 1)						2.0 Flex	103	11.09	+ elektrische Feststellbremse 1)						2.0 HDi 150	110	11.09						
1.2 THP	96	04.14	+ elektrische Feststellbremse 1)	24.0112-0194.2	412194	- 19" Rad 3)	268 12,0 10,0 +B																																																																																																																								
1.2 THP 110	81	02.15	+ elektrische Feststellbremse 1)	24.0112-0198.1	412198	+ 19" Rad 4)	290 12,0 10,0 +S +B																																																																																																																								
1.4 VTi 95	70	11.09	+ elektrische Feststellbremse 1)																																																																																																																												
1.6 BlueHDi 100	73	07.14	+ elektrische Feststellbremse 1)																																																																																																																												
1.6 BlueHDi 120	88	02.15	+ elektrische Feststellbremse 1)																																																																																																																												
1.6 Flex	81	11.09	+ elektrische Feststellbremse 1)																																																																																																																												
1.6 HDi 110	82	11.09	+ elektrische Feststellbremse 1)																																																																																																																												
1.6 HDi 115	84	07.12	+ elektrische Feststellbremse 1)																																																																																																																												
1.6 HDi 90	68	11.09	+ elektrische Feststellbremse 1)																																																																																																																												
1.6 THP 155	115	11.09																																																																																																																													
1.6 VTi 120	88	11.09	+ elektrische Feststellbremse 1)																																																																																																																												
1.6 VTi 120 LPG	88	09.11	+ elektrische Feststellbremse 1)																																																																																																																												
2.0 Flex	103	11.09	+ elektrische Feststellbremse 1)																																																																																																																												
2.0 HDi 150	110	11.09																																																																																																																													
CITROEN C4 II PICASSO (13-)																																																																																																																															
	<table border="1"> <tr><td>1.2 THP 130</td><td>96</td><td>04.14</td><td>+ Bremsscheibendurchm. 304 mm 5)</td><td>13.0460-7300.2</td><td>607300</td><td></td><td>25833 17,3 +/WE</td><td>ATE</td></tr> <tr><td>1.6 BlueHDi 100</td><td>73</td><td>12.14</td><td>+ Bremsscheibendurchm. 304 mm 5)</td><td>13.0470-7300.2</td><td>LD7300</td><td></td><td>25702 18,2 +</td><td>ATE</td></tr> <tr><td>1.6 BlueHDi 120</td><td>88</td><td>07.14</td><td>+ Bremsscheibendurchm. 304 mm 5)</td><td></td><td></td><td></td><td></td><td></td></tr> <tr><td>1.6 HDi 115</td><td>84</td><td>06.13</td><td>+ Bremsscheibendurchm. 304 mm 5)</td><td></td><td></td><td></td><td></td><td></td></tr> <tr><td>1.6 HDi 90</td><td>68</td><td>06.13</td><td>+ Bremsscheibendurchm. 304 mm 5)</td><td></td><td></td><td></td><td></td><td></td></tr> <tr><td>1.6 THP 155</td><td>115</td><td>06.13</td><td>+ Bremsscheibendurchm. 304 mm 5)</td><td></td><td></td><td></td><td></td><td></td></tr> <tr><td>1.6 THP 165</td><td>121</td><td>07.14</td><td>+ Bremsscheibendurchm. 304 mm 5)</td><td></td><td></td><td></td><td></td><td></td></tr> <tr><td>1.6 VTi 120</td><td>88</td><td>06.13</td><td>+ Bremsscheibendurchm. 304 mm 5)</td><td></td><td></td><td></td><td></td><td></td></tr> <tr><td>2.0 HDi 150</td><td>110</td><td>09.13</td><td>+ Bremsscheibendurchm. 304 mm 5)</td><td></td><td></td><td></td><td></td><td></td></tr> </table>	1.2 THP 130	96	04.14	+ Bremsscheibendurchm. 304 mm 5)	13.0460-7300.2	607300		25833 17,3 +/WE	ATE	1.6 BlueHDi 100	73	12.14	+ Bremsscheibendurchm. 304 mm 5)	13.0470-7300.2	LD7300		25702 18,2 +	ATE	1.6 BlueHDi 120	88	07.14	+ Bremsscheibendurchm. 304 mm 5)						1.6 HDi 115	84	06.13	+ Bremsscheibendurchm. 304 mm 5)						1.6 HDi 90	68	06.13	+ Bremsscheibendurchm. 304 mm 5)						1.6 THP 155	115	06.13	+ Bremsscheibendurchm. 304 mm 5)						1.6 THP 165	121	07.14	+ Bremsscheibendurchm. 304 mm 5)						1.6 VTi 120	88	06.13	+ Bremsscheibendurchm. 304 mm 5)						2.0 HDi 150	110	09.13	+ Bremsscheibendurchm. 304 mm 5)																																																		
1.2 THP 130	96	04.14	+ Bremsscheibendurchm. 304 mm 5)	13.0460-7300.2	607300		25833 17,3 +/WE	ATE																																																																																																																							
1.6 BlueHDi 100	73	12.14	+ Bremsscheibendurchm. 304 mm 5)	13.0470-7300.2	LD7300		25702 18,2 +	ATE																																																																																																																							
1.6 BlueHDi 120	88	07.14	+ Bremsscheibendurchm. 304 mm 5)																																																																																																																												
1.6 HDi 115	84	06.13	+ Bremsscheibendurchm. 304 mm 5)																																																																																																																												
1.6 HDi 90	68	06.13	+ Bremsscheibendurchm. 304 mm 5)																																																																																																																												
1.6 THP 155	115	06.13	+ Bremsscheibendurchm. 304 mm 5)																																																																																																																												
1.6 THP 165	121	07.14	+ Bremsscheibendurchm. 304 mm 5)																																																																																																																												
1.6 VTi 120	88	06.13	+ Bremsscheibendurchm. 304 mm 5)																																																																																																																												
2.0 HDi 150	110	09.13	+ Bremsscheibendurchm. 304 mm 5)																																																																																																																												
	<table border="1"> <tr><td>1.2 THP 130</td><td>96</td><td>04.14</td><td></td><td>24.0128-0269.1</td><td>428269</td><td></td><td>304 28,0 26,0 V L +S +B</td><td></td></tr> <tr><td>1.6 BlueHDi 100</td><td>73</td><td>12.14</td><td></td><td></td><td></td><td></td><td></td><td></td></tr> <tr><td>1.6 BlueHDi 120</td><td>88</td><td>07.14</td><td></td><td></td><td></td><td></td><td></td><td></td></tr> <tr><td>1.6 HDi 115</td><td>84</td><td>06.13</td><td></td><td></td><td></td><td></td><td></td><td></td></tr> <tr><td>1.6 HDi 90</td><td>68</td><td>06.13</td><td></td><td></td><td></td><td></td><td></td><td></td></tr> <tr><td>1.6 THP 155</td><td>115</td><td>06.13</td><td></td><td></td><td></td><td></td><td></td><td></td></tr> <tr><td>1.6 THP 165</td><td>121</td><td>07.14</td><td></td><td></td><td></td><td></td><td></td><td></td></tr> <tr><td>1.6 VTi 120</td><td>88</td><td>06.13</td><td></td><td></td><td></td><td></td><td></td><td></td></tr> <tr><td>2.0 HDi 150</td><td>110</td><td>09.13</td><td></td><td></td><td></td><td></td><td></td><td></td></tr> </table>	1.2 THP 130	96	04.14		24.0128-0269.1	428269		304 28,0 26,0 V L +S +B		1.6 BlueHDi 100	73	12.14							1.6 BlueHDi 120	88	07.14							1.6 HDi 115	84	06.13							1.6 HDi 90	68	06.13							1.6 THP 155	115	06.13							1.6 THP 165	121	07.14							1.6 VTi 120	88	06.13							2.0 HDi 150	110	09.13																																																			
1.2 THP 130	96	04.14		24.0128-0269.1	428269		304 28,0 26,0 V L +S +B																																																																																																																								
1.6 BlueHDi 100	73	12.14																																																																																																																													
1.6 BlueHDi 120	88	07.14																																																																																																																													
1.6 HDi 115	84	06.13																																																																																																																													
1.6 HDi 90	68	06.13																																																																																																																													
1.6 THP 155	115	06.13																																																																																																																													
1.6 THP 165	121	07.14																																																																																																																													
1.6 VTi 120	88	06.13																																																																																																																													
2.0 HDi 150	110	09.13																																																																																																																													
CITROEN C4 II GRAND PICASSO (13-)																																																																																																																															
	<table border="1"> <tr><td>1.2 THP 130</td><td>96</td><td>04.14</td><td>+ Bremsscheibendurchm. 304 mm 5)</td><td>13.0460-7300.2</td><td>607300</td><td></td><td>25833 17,3 +/WE</td><td>ATE</td></tr> <tr><td>1.6 BlueHDi 100</td><td>73</td><td>01.15</td><td>+ Bremsscheibendurchm. 304 mm 5)</td><td>13.0470-7300.2</td><td>LD7300</td><td></td><td>25702 18,2 +</td><td>ATE</td></tr> <tr><td>1.6 BlueHDi 120</td><td>88</td><td>07.14</td><td>+ Bremsscheibendurchm. 304 mm 5)</td><td></td><td></td><td></td><td></td><td></td></tr> <tr><td>1.6 HDi 115</td><td>84</td><td>08.13</td><td>+ Bremsscheibendurchm. 304 mm 5)</td><td></td><td></td><td></td><td></td><td></td></tr> <tr><td>1.6 HDi 90</td><td>68</td><td>08.13</td><td>+ Bremsscheibendurchm. 304 mm 5)</td><td></td><td></td><td></td><td></td><td></td></tr> <tr><td>1.6 THP 155</td><td>115</td><td>08.13</td><td>+ Bremsscheibendurchm. 304 mm 5)</td><td></td><td></td><td></td><td></td><td></td></tr> <tr><td>1.6 THP 165</td><td>121</td><td>07.14</td><td>+ Bremsscheibendurchm. 304 mm 5)</td><td></td><td></td><td></td><td></td><td></td></tr> <tr><td>1.6 VTi 120</td><td>88</td><td>08.13</td><td>+ Bremsscheibendurchm. 304 mm 5)</td><td></td><td></td><td></td><td></td><td></td></tr> <tr><td>2.0 HDi 150</td><td>110</td><td>09.13</td><td>+ Bremsscheibendurchm. 304 mm 5)</td><td></td><td></td><td></td><td></td><td></td></tr> </table>	1.2 THP 130	96	04.14	+ Bremsscheibendurchm. 304 mm 5)	13.0460-7300.2	607300		25833 17,3 +/WE	ATE	1.6 BlueHDi 100	73	01.15	+ Bremsscheibendurchm. 304 mm 5)	13.0470-7300.2	LD7300		25702 18,2 +	ATE	1.6 BlueHDi 120	88	07.14	+ Bremsscheibendurchm. 304 mm 5)						1.6 HDi 115	84	08.13	+ Bremsscheibendurchm. 304 mm 5)						1.6 HDi 90	68	08.13	+ Bremsscheibendurchm. 304 mm 5)						1.6 THP 155	115	08.13	+ Bremsscheibendurchm. 304 mm 5)						1.6 THP 165	121	07.14	+ Bremsscheibendurchm. 304 mm 5)						1.6 VTi 120	88	08.13	+ Bremsscheibendurchm. 304 mm 5)						2.0 HDi 150	110	09.13	+ Bremsscheibendurchm. 304 mm 5)																																																		
1.2 THP 130	96	04.14	+ Bremsscheibendurchm. 304 mm 5)	13.0460-7300.2	607300		25833 17,3 +/WE	ATE																																																																																																																							
1.6 BlueHDi 100	73	01.15	+ Bremsscheibendurchm. 304 mm 5)	13.0470-7300.2	LD7300		25702 18,2 +	ATE																																																																																																																							
1.6 BlueHDi 120	88	07.14	+ Bremsscheibendurchm. 304 mm 5)																																																																																																																												
1.6 HDi 115	84	08.13	+ Bremsscheibendurchm. 304 mm 5)																																																																																																																												
1.6 HDi 90	68	08.13	+ Bremsscheibendurchm. 304 mm 5)																																																																																																																												
1.6 THP 155	115	08.13	+ Bremsscheibendurchm. 304 mm 5)																																																																																																																												
1.6 THP 165	121	07.14	+ Bremsscheibendurchm. 304 mm 5)																																																																																																																												
1.6 VTi 120	88	08.13	+ Bremsscheibendurchm. 304 mm 5)																																																																																																																												
2.0 HDi 150	110	09.13	+ Bremsscheibendurchm. 304 mm 5)																																																																																																																												
	<table border="1"> <tr><td>1.2 THP 130</td><td>96</td><td>04.14</td><td></td><td>24.0128-0269.1</td><td>428269</td><td></td><td>304 28,0 26,0 V L +S +B</td><td></td></tr> <tr><td>1.6 BlueHDi 100</td><td>73</td><td>01.15</td><td></td><td></td><td></td><td></td><td></td><td></td></tr> <tr><td>1.6 BlueHDi 120</td><td>88</td><td>07.14</td><td></td><td></td><td></td><td></td><td></td><td></td></tr> <tr><td>1.6 HDi 115</td><td>84</td><td>08.13</td><td></td><td></td><td></td><td></td><td></td><td></td></tr> <tr><td>1.6 HDi 90</td><td>68</td><td>08.13</td><td></td><td></td><td></td><td></td><td></td><td></td></tr> <tr><td>1.6 THP 155</td><td>115</td><td>08.13</td><td></td><td></td><td></td><td></td><td></td><td></td></tr> <tr><td>1.6 THP 165</td><td>121</td><td>07.14</td><td></td><td></td><td></td><td></td><td></td><td></td></tr> <tr><td>1.6 VTi 120</td><td>88</td><td>08.13</td><td></td><td></td><td></td><td></td><td></td><td></td></tr> <tr><td>2.0 HDi 150</td><td>110</td><td>09.13</td><td></td><td></td><td></td><td></td><td></td><td></td></tr> </table>	1.2 THP 130	96	04.14		24.0128-0269.1	428269		304 28,0 26,0 V L +S +B		1.6 BlueHDi 100	73	01.15							1.6 BlueHDi 120	88	07.14							1.6 HDi 115	84	08.13							1.6 HDi 90	68	08.13							1.6 THP 155	115	08.13							1.6 THP 165	121	07.14							1.6 VTi 120	88	08.13							2.0 HDi 150	110	09.13																																																			
1.2 THP 130	96	04.14		24.0128-0269.1	428269		304 28,0 26,0 V L +S +B																																																																																																																								
1.6 BlueHDi 100	73	01.15																																																																																																																													
1.6 BlueHDi 120	88	07.14																																																																																																																													
1.6 HDi 115	84	08.13																																																																																																																													
1.6 HDi 90	68	08.13																																																																																																																													
1.6 THP 155	115	08.13																																																																																																																													
1.6 THP 165	121	07.14																																																																																																																													
1.6 VTi 120	88	08.13																																																																																																																													
2.0 HDi 150	110	09.13																																																																																																																													
CITROEN C4 AIRCROSS (12-)																																																																																																																															
	<table border="1"> <tr><td>1.6 16V 2WD</td><td>86</td><td>04.12</td><td></td><td>13.0460-5760.2</td><td>605760</td><td></td><td>23584 16,4 /WK</td><td>AKE</td></tr> <tr><td>1.6 HDi 115 2WD</td><td>84</td><td>04.12</td><td></td><td></td><td></td><td></td><td></td><td></td></tr> <tr><td>1.6 HDi 115 4WD</td><td>84</td><td>05.12</td><td></td><td></td><td></td><td></td><td></td><td></td></tr> <tr><td>1.8 HDi 150 2WD</td><td>110</td><td>04.12</td><td></td><td></td><td></td><td></td><td></td><td></td></tr> <tr><td>1.8 HDi 150 4WD</td><td>110</td><td>04.12</td><td></td><td></td><td></td><td></td><td></td><td></td></tr> </table>	1.6 16V 2WD	86	04.12		13.0460-5760.2	605760		23584 16,4 /WK	AKE	1.6 HDi 115 2WD	84	04.12							1.6 HDi 115 4WD	84	05.12							1.8 HDi 150 2WD	110	04.12							1.8 HDi 150 4WD	110	04.12																																																																																							
1.6 16V 2WD	86	04.12		13.0460-5760.2	605760		23584 16,4 /WK	AKE																																																																																																																							
1.6 HDi 115 2WD	84	04.12																																																																																																																													
1.6 HDi 115 4WD	84	05.12																																																																																																																													
1.8 HDi 150 2WD	110	04.12																																																																																																																													
1.8 HDi 150 4WD	110	04.12																																																																																																																													





























1) + electric parking brake / + freno a mano elettrico / + frein à main électrique / + freno de mano eléctrico

2) - electric parking brake / - freno a mano elettrico / - frein à main électrique / - freno de mano eléctrico

3) - 19" wheel / - ruota 19" / - roue 19" / - rueda 19"

4) + 19" wheel / + ruota 19" / + roue 19" / + rueda 19"

5) + brake disc diameter 304 mm / + disco fr.diam. 304mm / + disques fr.diam. 304mm / + disco fr.diam. 304mm

									
CITROEN C4 AIRCROSS (12-)									
	1.6 16V 2WD 1.6 HDi 115 2WD 1.6 HDi 115 4WD 1.8 HDi 150 2WD 1.8 HDi 150 4WD	86 84 84 110 110	04.12 04.12 05.12 04.12 04.12		24.0126-0170.1	426170		294 26,0 24,4 V +B	
	1.6 16V 2WD 1.6 HDi 115 2WD 1.6 HDi 115 4WD 1.8 HDi 150 2WD 1.8 HDi 150 4WD	86 84 84 110 110	04.12 04.12 05.12 04.12 04.12		13.0460-5855.2	605855		23582 16,0 +	
	1.6 16V 2WD 1.6 HDi 115 2WD 1.6 HDi 115 4WD 1.8 HDi 150 2WD 1.8 HDi 150 4WD	86 84 84 110 110	04.12 04.12 05.12 04.12 04.12		24.0110-0360.1	410360		302 10,0 8,4 +B	
	1.6 16V 2WD 1.6 HDi 115 2WD 1.6 HDi 115 4WD 1.8 HDi 150 2WD 1.8 HDi 150 4WD	86 84 84 110 110	04.12 04.12 05.12 04.12 04.12		03.0137-3023.2	653023		170 x 32	
CITROEN C4 CACTUS (14-)									
	1.2 THP 110 1.2 VTi 75 1.2 VTi 82 1.6 e-HDi 92 1.6 HDi 100	81 55 60 68 73	09.14 05.14 05.14 05.14 09.14	+ belüftete Scheiben ¹⁾ + belüftete Scheiben ¹⁾ + belüftete Scheiben ¹⁾ + belüftete Scheiben ¹⁾ + belüftete Scheiben ¹⁾	13.0460-3994.2 13.0470-3994.2	603994 LD3994		23599 19,0 /Zub/S 23599 19,0 /Zub/S	BOS BOS
	1.2 THP 110 1.2 VTi 75 1.2 VTi 82 1.6 e-HDi 92 1.6 HDi 100	81 55 60 68 73	09.14 05.14 05.14 05.14 09.14	- belüftete Scheiben ²⁾ - belüftete Scheiben ²⁾ - belüftete Scheiben ²⁾ - belüftete Scheiben ²⁾ - belüftete Scheiben ²⁾	24.0113-0184.1	413184		266 13,0 11,0 +S +B	
	1.2 THP 110 1.2 VTi 75 1.2 VTi 82 1.6 e-HDi 92 1.6 HDi 100	81 55 60 68 73	09.14 05.14 05.14 05.14 09.14	+ belüftete Scheiben ¹⁾ + belüftete Scheiben ¹⁾ + belüftete Scheiben ¹⁾ + belüftete Scheiben ¹⁾ + belüftete Scheiben ¹⁾	24.0122-0194.1	422194		266 22,0 20,0 V +S +B	
	1.2 THP 110 1.2 VTi 75 1.2 VTi 82 1.6 e-HDi 92 1.6 HDi 100	81 55 60 68 73	09.14 05.14 05.14 05.14 09.14		24.0711-5256.3	360320	2 	Radsensor L=1029	
	1.2 THP 110 1.2 VTi 75 1.2 VTi 82 1.6 e-HDi 92 1.6 HDi 100	81 55 60 68 73	09.14 05.14 05.14 05.14 09.14		13.0460-2740.2 13.0470-2740.2	602740 LD2740		23554 17,2 /Zub/S 23554 17,2 /Zub/S	LUC LUC
	1.2 THP 110 1.2 VTi 75 1.2 VTi 82 1.6 e-HDi 92 1.6 HDi 100	81 55 60 68 73	09.14 05.14 05.14 05.14 09.14		24.0109-0100.2	409100		249 9,0 7,0 +B	
	1.2 THP 110 1.2 VTi 75 1.2 VTi 82 1.6 e-HDi 92 1.6 HDi 100	81 55 60 68 73	09.14 05.14 05.14 05.14 09.14		03.0137-0504.2 03.0137-9281.2	650504 669281		203 x 39 HEB Bremsbacken-Zubehör	BOS
	1.2 THP 110 1.2 VTi 75 1.2 VTi 82 1.6 e-HDi 92 1.6 HDi 100	81 55 60 68 73	09.14 05.14 05.14 05.14 09.14		03.0520-9620.3	699620		20,64/203x39 TopKit	BOS
CITROEN C-ELYSEE (12-)									
	1.2 VTi 72 1.6 HDi 92 1.6 VTi 115	53 68 85	11.12 11.12 11.12		13.0460-3994.2 13.0470-3994.2	603994 LD3994	+ belüftete Scheiben ¹⁾ + belüftete Scheiben ¹⁾	23599 19,0 /Zub/S 23599 19,0 /Zub/S	BOS BOS
	1.2 VTi 72 1.6 HDi 92 1.6 VTi 115	53 68 85	11.12 11.12 11.12		24.0113-0184.1 24.0122-0194.1	413184 422194		266 13,0 11,0 +S +B 266 22,0 20,0 V +S +B	
	1.2 VTi 72 1.6 HDi 92 1.6 VTi 115	53 68 85	11.12 11.12 11.12		24.0711-5256.3	360320	2 	Radsensor L=1029	
	1.2 VTi 72 1.6 HDi 92 1.6 VTi 115	53 68 85	11.12 11.12 11.12		03.0137-0504.2	650504	+ ABS	203 x 39 HEB	BOS
	1.2 VTi 72 1.6 HDi 92 1.6 VTi 115	53 68 85	11.12 11.12 11.12		03.0520-9720.3	699720	+ ABS	20,64/203x39 TopKit	BOS

¹⁾ + ventilated discs / + dischi ventilati / + disques ventilés / + disco ventilado

²⁾ - ventilated discs / - dischi ventilati / - disques ventilés / - disco ventilado



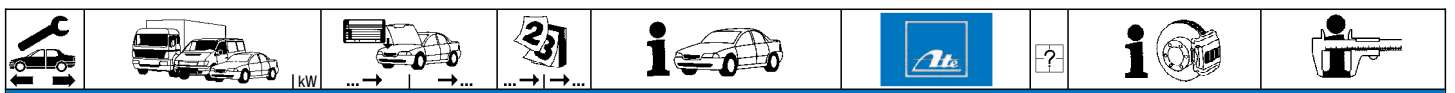
CITROEN C5 I Limousine (01-04)

	1.8 16V	85		03.01	08.04	13.0460-3996.2	603996		23276 17,2 /WK/S	BOS	
	2.0 16V	100		03.01	08.04	13.0460-3997.2	603997		23277 17,7 /WK/S	BOS	
	2.0 16V	103		03.01	08.04						
	2.0 HDi 110	80		03.01	08.04						
	2.0 HDi 90	66		03.01	08.04						
	2.2 HDi	98		03.01	08.04	13.0460-3998.2	603998		23273 17,8 /WK/S	BOS	
	3.0 V6	152		03.01	08.04						
	1.8 16V	85		03.01	08.04	24.0122-0194.1	422194		266 22,0 20,0 V +S +B		
	2.0 16V	100		03.01	08.04	24.0126-0120.1	426120		283 26,0 24,0 V +S +B		
	2.0 16V	103		03.01	08.04	24.0326-0120.1	526120		283 26,0 24,0 V +S +B PD		
	2.0 HDi 110	80		03.01	08.04						
	2.0 HDi 90	66		03.01	08.04						
	2.2 HDi	98		03.01	08.04	24.0128-0128.1	428128		288 28,0 26,0 V +S +B		
	3.0 V6	152		03.01	08.04						
		1.8 16V	85		03.01	08.04	24.0711-5101.3	360084	2	Radsensor L=1270	
		2.0 16V	100		03.01	08.04					
		2.0 16V	103		03.01	08.04					
		2.0 HDi 110	80		03.01	08.04					
2.0 HDi 90		66		03.01	08.04						
2.2 HDi		98		03.01	08.04						
	3.0 V6	152		03.01	08.04						
	1.8 16V	85		03.01	08.04	13.0460-4921.2	604921		23305 15,2	CIT	
	2.0 16V	100		03.01	08.04						
	2.0 16V	103		03.01	08.04						
	2.0 HDi 110	80		03.01	08.04						
	2.0 HDi 90	66		03.01	08.04						
	2.2 HDi	98		03.01	08.04						
	3.0 V6	152		03.01	08.04						
		1.8 16V	85		03.01	08.04	24.0114-0112.1	414112		276 14,0 12,0 +S +B	
		2.0 16V	100		03.01	08.04					
		2.0 16V	103		03.01	08.04					
		2.0 HDi 110	80		03.01	08.04					
2.0 HDi 90		66		03.01	08.04						
2.2 HDi		98		03.01	08.04						
	3.0 V6	152		03.01	08.04						
		1.8 16V	85	ORGA 09491	03.01		24.0711-6074.3	360280	2	Radsensor L=1767	
		2.0 16V	100	ORGA 09491	03.01						
		2.0 16V	103	ORGA 09491	03.01						
		2.0 HDi 110	80	ORGA 09491	03.01						
		2.0 HDi 90	66	ORGA 09491	03.01						
2.2 HDi		98	ORGA 09491	03.01							
	3.0 V6	152	ORGA 09491	03.01							
	1.8 16V	85	ORGA 09492		08.04	24.0711-6108.3	360131	2	Radsensor L=1670		
	2.0 16V	100	ORGA 09492		08.04						
	2.0 16V	103	ORGA 09492		08.04						
	2.0 HDi 110	80	ORGA 09492		08.04						
	2.0 HDi 90	66	ORGA 09492		08.04						
	2.2 HDi	98	ORGA 09492		08.04						
	3.0 V6	152	ORGA 09492		08.04						

CITROEN C5 I Kombi (01-04)

	1.8 16V	85		06.01	08.04	13.0460-3997.2	603997		23277 17,7 /WK/S	BOS	
	2.0 16V	100		06.01	08.04						
	2.0 16V	103		06.01	08.04						
	2.0 HDi 110	80		06.01	08.04						
	2.0 HDi 90	66		06.01	08.04						
	2.2 HDi	98		06.01	08.04	13.0460-3998.2	603998		23273 17,8 /WK/S	BOS	
	3.0 V6	152		06.01	08.04						
	3.0 V6 Carlsson	173		09.03	08.04						
		1.8 16V	85		06.01	08.04	24.0126-0120.1	426120		283 26,0 24,0 V +S +B	
		2.0 16V	100		06.01	08.04	24.0326-0120.1	526120		283 26,0 24,0 V +S +B PD	
		2.0 16V	103		06.01	08.04					
		2.0 HDi 110	80		06.01	08.04					
2.0 HDi 90		66		06.01	08.04						
2.2 HDi		98		06.01	08.04	24.0128-0128.1	428128		288 28,0 26,0 V +S +B		
	3.0 V6	152		06.01	08.04						
	3.0 V6 Carlsson	173		09.03	08.04						
		1.8 16V	85		06.01	08.04	24.0711-5101.3	360084	2	Radsensor L=1270	
		2.0 16V	100		06.01	08.04					
		2.0 16V	103		06.01	08.04					
		2.0 HDi 110	80		06.01	08.04					
2.0 HDi 90		66		06.01	08.04						
2.2 HDi		98		06.01	08.04						
	3.0 V6	152		06.01	08.04						
	3.0 V6 Carlsson	173		09.03	08.04						
		1.8 16V	85		06.01	08.04	13.0460-4921.2	604921		23305 15,2	CIT
		2.0 16V	100		06.01	08.04					
		2.0 16V	103		06.01	08.04					
		2.0 HDi 110	80		06.01	08.04					
2.0 HDi 90		66		06.01	08.04						
2.2 HDi		98		06.01	08.04						
	3.0 V6	152		06.01	08.04						
	3.0 V6 Carlsson	173		09.03	08.04						





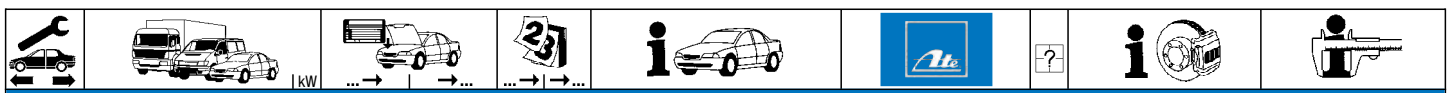
CITROEN C5 I Kombi (01-04)

	1.8 16V	85		06.01	08.04	24.0114-0112.1	414112			276 14,0 12,0 +S +B
	2.0 16V	100		06.01	08.04					
	2.0 16V	103		06.01	08.04					
	2.0 HDi 110	80		06.01	08.04					
	2.0 HDi 90	66		06.01	08.04					
	2.2 HDi	98		06.01	08.04					
	3.0 V6	152		06.01	08.04					
	3.0 V6 Carlsson	173		09.03	08.04					
	1.8 16V	85	ORGA 09491	06.01		24.0711-6074.3	360280	2		Radsensor L=1767
	2.0 16V	100	ORGA 09491	06.01						
	2.0 16V	103	ORGA 09491	06.01						
	2.0 HDi 110	80	ORGA 09491	06.01						
	2.0 HDi 90	66	ORGA 09491	06.01						
	2.2 HDi	98	ORGA 09491	06.01						
	3.0 V6	152	ORGA 09491	06.01						
	3.0 V6 Carlsson	173	ORGA 09491	09.03						
	1.8 16V	85	ORGA 09492		08.04	24.0711-6108.3	360131	2		Radsensor L=1670
	2.0 16V	100	ORGA 09492		08.04					
	2.0 16V	103	ORGA 09492		08.04					
	2.0 HDi 110	80	ORGA 09492		08.04					
	2.0 HDi 90	66	ORGA 09492		08.04					
	2.2 HDi	98	ORGA 09492		08.04					
	3.0 V6	152	ORGA 09492		08.04					
	3.0 V6 Carlsson	173	ORGA 09492		08.04					

CITROEN C5 II Limousine (04-08)

	1.8 16V	85		09.04	01.08	13.0460-3996.2	603996			23276 17,2 /WK/S	BOS														
	1.8 16V	92		09.05	01.08																				
	1.6 HDi	80		09.04	01.08							13.0460-3997.2	603997			23277 17,7 /WK/S	BOS								
	2.0 16V	103		09.04	01.08																				
	2.0 HDi	100		09.04	01.08													13.0460-3998.2	603998			23273 17,8 /WK/S	BOS		
	2.2 HDi	98		09.04	01.08																				
2.2 HDi	125		04.06	01.08																					
3.0 Carlsson	173		09.04	01.08																					
3.0 V6	152		09.04	01.08																					
	1.8 16V	85		09.04	01.08	24.0122-0194.1	422194			266 22,0 20,0 V +S +B															
	1.8 16V	92		09.05	01.08																				
	1.6 HDi	80		09.04	01.08						24.0126-0120.1	426120			283 26,0 24,0 V +S +B										
	2.0 16V	103		09.04	01.08											24.0326-0120.1	526120			283 26,0 24,0 V +S +B PD					
	2.0 HDi	100		09.04	01.08																24.0128-0128.1	428128			288 28,0 26,0 V +S +B
	2.2 HDi	98		09.04	01.08																				
2.2 HDi	125		04.06	01.08																					
3.0 Carlsson	173		09.04	01.08																					
3.0 V6	152		09.04	01.08																					
	1.6 HDi	80		09.04	01.08	24.0711-5101.3	360084	2			Radsensor L=1270														
	1.8 16V	85		09.04	01.08																				
	1.8 16V	92		09.05	01.08																				
	2.0 16V	103		09.04	01.08																				
	2.0 HDi	100		09.04	01.08																				
	2.2 HDi	98		09.04	01.08																				
	2.2 HDi	125		04.06	01.08																				
	3.0 Carlsson	173		09.04	01.08																				
3.0 V6	152		09.04	01.08																					
	1.6 HDi	80		09.04	01.08	13.0460-4921.2	604921			23305 15,2	CIT														
	1.8 16V	85		09.04	01.08																				
	1.8 16V	92		09.05	01.08																				
	2.0 16V	103		09.04	01.08																				
	2.0 HDi	100		09.04	01.08																				
	2.2 HDi	98		09.04	01.08																				
	2.2 HDi	125		04.06	01.08																				
	3.0 Carlsson	173		09.04	01.08																				
3.0 V6	152		09.04	01.08																					
	1.6 HDi	80		09.04	01.08	24.0114-0112.1	414112			276 14,0 12,0 +S +B															
	1.8 16V	85		09.04	01.08																				
	1.8 16V	92		09.05	01.08																				
	2.0 16V	103		09.04	01.08																				
	2.0 HDi	100		09.04	01.08																				
	2.2 HDi	98		09.04	01.08																				
	2.2 HDi	125		04.06	01.08																				
	3.0 Carlsson	173		09.04	01.08																				
3.0 V6	152		09.04	01.08																					
	1.6 HDi	80		09.04	01.08	24.0711-6108.3	360131	2			Radsensor L=1670														
	1.8 16V	85		09.04	01.08																				
	1.8 16V	92		09.05	01.08																				
	2.0 16V	103		09.04	01.08																				
	2.0 HDi	100		09.04	01.08																				
	2.2 HDi	98		09.04	01.08																				
	2.2 HDi	125		04.06	01.08																				
	3.0 Carlsson	173		09.04	01.08																				
3.0 V6	152		09.04	01.08																					


















CITROEN C5 II Kombi (04-08)

	1.6 HDi	80		09.04	01.08	13.0460-3997.2	603997		23277 17,7 /WK/S	BOS
	1.8 16V	85		09.04	01.08					
	1.8 16V	92		09.05	01.08					
	2.0 16V	103		09.04	01.08					
	2.0 HDi	100		09.04	01.08					
	2.2 HDi	98		09.04	01.08					
2.2 HDi	120		05.06	01.08						
2.2 HDi	125		04.06	01.08						
3.0 V6			09.04	01.08						
	1.6 HDi	80		09.04	01.08	24.0126-0120.1	426120		283 26,0 24,0 V +S +B	283 26,0 24,0 V +S +B PD
	1.8 16V	85		09.04	01.08					
	1.8 16V	92		09.05	01.08					
	2.0 16V	103		09.04	01.08					
	2.0 HDi	100		09.04	01.08					
	2.2 HDi	98		09.04	01.08					
2.2 HDi	120		05.06	01.08						
2.2 HDi	125		04.06	01.08						
3.0 V6			09.04	01.08						
	1.6 HDi	80		09.04	01.08	24.0711-5101.3	360084	2		Radsensor L=1270
	1.8 16V	85		09.04	01.08					
	1.8 16V	92		09.05	01.08					
	2.0 16V	103		09.04	01.08					
	2.0 HDi	100		09.04	01.08					
	2.2 HDi	98		09.04	01.08					
2.2 HDi	120		05.06	01.08						
2.2 HDi	125		04.05	01.08						
3.0 V6			09.04	01.08						
	1.6 HDi	80		09.04	01.08	13.0460-4921.2	604921		23305 15,2	CIT
	1.8 16V	85		09.04	01.08					
	1.8 16V	92		09.05	01.08					
	2.0 16V	103		09.04	01.08					
	2.0 HDi	100		09.04	01.08					
	2.2 HDi	98		09.04	01.08					
2.2 HDi	120		05.06	01.08						
2.2 HDi	125		04.06	01.08						
3.0 V6			09.04	01.08						
	1.6 HDi	80		09.04	01.08	24.0114-0112.1	414112		276 14,0 12,0 +S +B	
	1.8 16V	85		09.04	01.08					
	1.8 16V	92		09.05	01.08					
	2.0 16V	103		09.04	01.08					
	2.0 HDi	100		09.04	01.08					
	2.2 HDi	98		09.04	01.08					
2.2 HDi	120		05.06	01.08						
2.2 HDi	125		04.06	01.08						
3.0 V6			09.04	01.08						
	1.6 HDi	80		09.04	01.08	24.0711-6108.3	360131	2		Radsensor L=1670
	1.8 16V	85		09.04	01.08					
	1.8 16V	92		09.05	01.08					
	2.0 16V	103		09.04	01.08					
	2.0 HDi	100		09.04	01.08					
	2.2 HDi	98		09.04	01.08					
2.2 HDi	120		05.06	01.08						
2.2 HDi	125		04.06	01.08						
3.0 V6			09.04	01.08						

CITROEN C5 III Limousine (X7) (08-)

	1.6 HDi	80		02.08		13.0460-7252.2	607252		24332 18,3 +/WK	ATE					
	1.6 HDi 110	82	ORGA 12774	07.10							13.0470-7252.2	LD7252		24332 18,3 +/WK	ATE
	1.6 THP 155	115	ORGA 12774	04.09											
	1.6 VTI 120	88	ORGA 12774	07.10											
	1.8 16V	92		02.08											
	2.0 16V	103		02.08											
	2.0 16V BioFlex	103		02.08											
	2.0 HDi	100	ORGA 12774	02.08											
	2.0 HDi 140	103	ORGA 12774	11.08											
	2.0 HDi 165	120	ORGA 12774	04.09											
	2.2 HDi	125		02.08							13.0460-2892.2	602892		24133 18,6 +/WK/Zub/S	LUC
2.7 HDi	150		02.08		13.0470-2892.2	LD2892		24133 18,6 +/WK/Zub/S	LUC						
3.0	152		02.08												
3.0 V6	155		02.08												
2.0 HDi 180	133		03.15		13.0460-7279.2	607279		25069 17,3 +/WK	ATE						
2.2 HDi 200	150		07.10												
3.0 HDi 240	177		04.09												
	1.6 HDi	80		02.08		24.0128-0216.1	428216		304 28,0 26,0 V +S +B						
	1.6 HDi 110	82		07.10											
	1.6 HDi 115	84		01.12											
	1.6 THP 155	115		04.09											
	1.6 VTI 120	88		07.10											
	1.8 16V	92		02.08											
	2.0 16V	103		02.08											
	2.0 16V BioFlex	103		02.08											
	2.0 BlueHDi 150	110		05.15											
	2.0 HDi	100		02.08											
	2.0 HDi 140	103		11.08											
2.0 HDi 165	120		04.09												
2.0 HDi	100		02.08		24.0130-0206.1	430206		330 30,0 28,0 V L +S +B							



									
CITROEN C5 III Limousine (X7) (08-)									
	2.2 HDi 2.7 HDi 3.0 3.0 V6	125 150 152 155	02.08 02.08 02.08 02.08		24.0130-0206.1	430206		330 30,0 28,0 VL +S +B	
	2.0 HDi 180 2.2 HDi 200 3.0 HDi 240	133 150 177	03.15 07.10 04.09		24.0130-0227.1	430227		340 30,0 28,0 VL +S +B	
	1.6 HDi 1.6 HDi 110 1.6 HDi 115 1.6 THP 155 1.6 VTI 120 1.8 16V 2.0 16V 2.0 16V BioFlex 2.0 BlueHDi 150 2.0 HDi 2.0 HDi 140 2.0 HDi 165 2.0 HDi 180 2.2 HDi 2.2 HDi 200 2.7 HDi 3.0 3.0 HDi 240 3.0 V6	80 ORGA 11683 82 84 115 88 92 ORGA 11683 103 ORGA 11683 103 ORGA 11683 110 100 ORGA 11683 103 ORGA 11683 120 133 125 ORGA 11683 150 150 ORGA 11683 152 ORGA 11683 177 155 ORGA 11683	07.10 01.12 04.09 07.10 05.15 04.09 03.15 07.10 04.09		24.0711-5215.3 24.0711-5345.3	360317 360372	2 2	Radsensor L=1259 Radsensor L=1259	
	1.6 HDi 1.6 HDi 110 1.6 HDi 115 1.6 THP 155 1.6 VTI 120 1.8 16V 2.0 16V 2.0 16V BioFlex 2.0 BlueHDi 150 2.0 HDi 2.0 HDi 140 2.0 HDi 165 2.0 HDi 180 2.2 HDi 2.2 HDi 200 2.7 HDi 3.0 3.0 HDi 240 3.0 V6	80 82 84 115 88 92 103 103 110 100 103 120 133 125 150 150 152 177 155	02.08 07.10 01.12 04.09 07.10 02.08 02.08 02.08 05.15 02.08 11.08 04.09 03.15 02.08 07.10 02.08 02.08 04.09 02.08	- elektrische Feststellbremse ¹⁾ - elektrische Feststellbremse ¹⁾ - elektrische Feststellbremse ¹⁾ - elektrische Feststellbremse ¹⁾ - elektrische Feststellbremse ¹⁾ - elektrische Feststellbremse ¹⁾ - elektrische Feststellbremse ¹⁾ - elektrische Feststellbremse ¹⁾ - elektrische Feststellbremse ¹⁾ - elektrische Feststellbremse ¹⁾ - elektrische Feststellbremse ¹⁾ - elektrische Feststellbremse ¹⁾ - elektrische Feststellbremse ¹⁾ - elektrische Feststellbremse ¹⁾ - elektrische Feststellbremse ¹⁾ - elektrische Feststellbremse ¹⁾ - elektrische Feststellbremse ¹⁾ - elektrische Feststellbremse ¹⁾	13.0460-2893.2 13.0470-2893.2	602893 LD2893		24135 17,7 /S 24135 17,7 /S	LUC LUC
	1.6 HDi 1.6 HDi 110 1.6 HDi 115 1.6 THP 155 1.6 VTI 120 1.8 16V 2.0 16V 2.0 16V BioFlex 2.0 BlueHDi 150 2.0 HDi 2.0 HDi 140 2.0 HDi 165 2.0 HDi 180 2.2 HDi 2.2 HDi 200 2.7 HDi 3.0 3.0 HDi 240 3.0 V6	80 82 84 115 88 92 103 103 110 100 103 120 133 125 150 150 152 177 155	02.08 07.10 01.12 04.09 07.10 02.08 02.08 02.08 05.15 02.08 11.08 04.09 03.15 02.08 07.10 02.08 02.08 04.09 02.08	+ elektrische Feststellbremse ²⁾ + elektrische Feststellbremse ²⁾ + elektrische Feststellbremse ²⁾ + elektrische Feststellbremse ²⁾ + elektrische Feststellbremse ²⁾ + elektrische Feststellbremse ²⁾ + elektrische Feststellbremse ²⁾ + elektrische Feststellbremse ²⁾ + elektrische Feststellbremse ²⁾ + elektrische Feststellbremse ²⁾ + elektrische Feststellbremse ²⁾ + elektrische Feststellbremse ²⁾ + elektrische Feststellbremse ²⁾ + elektrische Feststellbremse ²⁾ + elektrische Feststellbremse ²⁾ + elektrische Feststellbremse ²⁾ + elektrische Feststellbremse ²⁾ + elektrische Feststellbremse ²⁾ + elektrische Feststellbremse ²⁾	13.0460-7253.2	607253		24137 15,8 +	ATE
	1.6 HDi 1.6 HDi 110 1.6 HDi 115 1.6 THP 155 1.6 VTI 120 1.8 16V 2.0 16V 2.0 16V BioFlex 2.0 BlueHDi 150 2.0 HDi 2.0 HDi 140 2.0 HDi 165 2.0 HDi 180 2.2 HDi 2.2 HDi 200 2.7 HDi 3.0 3.0 HDi 240 3.0 V6	80 82 84 115 88 92 103 103 110 100 103 120 133 125 150 150 152 177 155	02.08 07.10 01.12 04.09 07.10 02.08 02.08 02.08 05.15 02.08 11.08 04.09 03.15 02.08 07.10 02.08 02.08 04.09 02.08		24.0112-0162.1	412162		290 12,0 10,0 +S +B	

¹⁾ - electric parking brake / - freno a mano elettrico / - frein à main électrique / - freno de mano eléctrico
²⁾ + electric parking brake / + freno a mano elettrico / + frein à main électrique / + freno de mano eléctrico



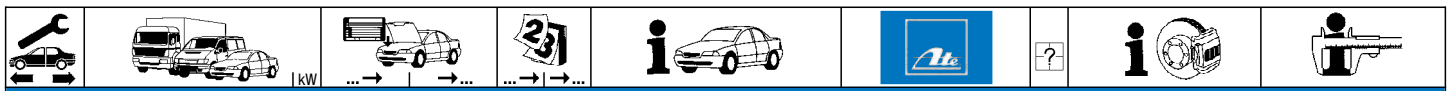
CITROEN C5 III Limousine (X7) (08-)

	1.6 HDi	80	ORGA 11683			24.0711-5216.3	360318	2		Radsensor L=1762
	1.6 HDi 110	82		07.10						
	1.6 HDi 115	84		01.12						
	1.6 THP 155	115		04.09						
	1.6 VTI 120	88		07.10						
	1.8 16V	92	ORGA 11683							
	2.0 16V	103	ORGA 11683							
	2.0 16V BioFlex	103	ORGA 11683							
	2.0 BlueHDi 150	110		05.15						
	2.0 HDi	100	ORGA 11683							
	2.0 HDi 140	103	ORGA 11683							
	2.0 HDi 165	120	ORGA 11683							
	2.0 HDi 180	133		03.15						
	2.2 HDi	125	ORGA 11683							
	2.2 HDi 200	150		07.10						
	2.7 HDi	150		04.09						
	3.0	152	ORGA 11683							
	3.0 HDi 240	177		04.09						
	3.0 V6	155	ORGA 11683							

CITROEN C5 III Kombi (X7) (08-)

	1.6 HDi	80		02.08		13.0460-7252.2	607252			24332 18,3 +WK	ATE
	1.6 HDi 110	82	ORGA 12774	07.10		13.0470-7252.2	LD7252			24332 18,3 +WK	ATE
	1.6 HDi 115	84	ORGA 12774	01.12							
	1.6 THP 155	115	ORGA 12774	04.09							
	1.6 VTI 120	88	ORGA 12774	07.10							
	1.8 16V	92		02.08							
	2.0 16V	103		02.08							
	2.0 16V BioFlex	103		02.08							
	2.0 HDi	100	ORGA 12774	02.08							
	2.0 HDi 140	103	ORGA 12774	11.08							
	2.0 HDi 140	103	ORGA 12774	11.08							
	2.0 HDi 150	110	ORGA 12774	04.09							
	2.0 HDi 165	120	ORGA 12774	04.09							
	2.2 HDi	125		02.08		13.0460-2892.2	602892			24133 18,6 +WK/Zub/S/LUC	LUC
	2.7 HDi	150		02.08		13.0470-2892.2	LD2892			24133 18,6 +WK/Zub/S/LUC	LUC
	3.0	152		02.08							
	3.0 V6	155		02.08							
	2.0 HDi 180	133		03.15		13.0460-7279.2	607279			25069 17,3 +WK	ATE
	2.2 HDi 200	150		07.10							
	3.0 HDi 240	177		04.09							
	1.6 HDi	80		02.08		24.0128-0216.1	428216			304 28,0 26,0 V +S +B	
	1.6 HDi 110	82		07.10							
	1.6 HDi 115	84		01.12							
	1.6 THP 155	115		04.09							
	1.6 VTI 120	88		07.10							
	1.8 16V	92		02.08							
	2.0 16V	103		02.08							
	2.0 16V BioFlex	103		02.08							
	2.0 HDi	100		02.08							
	2.0 HDi 140	103		11.08							
	2.0 HDi 150	110		04.09							
	2.0 HDi 165	120		04.09		24.0128-0269.1	428269			304 28,0 26,0 V L +S +B	
	2.2 HDi	125		02.08		24.0130-0206.1	430206			330 30,0 28,0 V L +S +B	
	2.7 HDi	150		02.08							
	3.0	152		02.08							
	3.0 V6	155		02.08							
	2.0 HDi 180	133		03.15		24.0130-0227.1	430227			340 30,0 28,0 V L +S +B	
	2.2 HDi 200	150		07.10							
	3.0 HDi 240	177		04.09							
	1.6 HDi	80	ORGA 11683			24.0711-5215.3	360317	2		Radsensor L=1259	
	1.6 HDi 110	82	ORGA 11683			24.0711-5345.3	360372	2		Radsensor L=1259	
	1.6 HDi 115	84	ORGA 11683								
	1.6 THP 155	115	ORGA 11683								
	1.6 VTI 120	88	ORGA 11683								
	1.8 16V	92	ORGA 11683								
	2.0 16V	103	ORGA 11683								
	2.0 16V BioFlex	103	ORGA 11683								
	2.0 HDi	100	ORGA 11683								
	2.0 HDi 140	103	ORGA 11683								
	2.0 HDi 150	110	ORGA 11683								
	2.0 HDi 165	120	ORGA 11683								
	2.0 HDi 180	133		03.15							
	2.2 HDi	125	ORGA 11683								
	2.2 HDi 200	150	ORGA 11683								
	2.7 HDi	150	ORGA 11683								
	3.0	152	ORGA 11683								
	3.0 HDi 240	177	ORGA 11683								
	3.0 V6	155	ORGA 11683								
	1.6 HDi	80		02.08		13.0460-2893.2	602893			24135 17,7 /S	LUC
	1.6 HDi 110	82		07.10		13.0470-2893.2	LD2893			24135 17,7 /S	LUC
	1.6 HDi 115	84		01.12							
	1.6 THP 155	115		04.09							
	1.6 VTI 120	88		07.10							
	1.8 16V	92		02.08							
	2.0 16V	103		02.08							

1) - electric parking brake / - freno a mano elettrico / - frein à main électrique / - freno de mano eléctrico



CITROEN C5 III Kombi (X7) (08-)



























	2.0 16V BioFlex	103		02.08	- elektrische Feststellbremse ¹⁾	13.0460-2893.2	602893		24135 17,7 /S	LUC
	2.0 HDi	100		02.08	- elektrische Feststellbremse ¹⁾	13.0470-2893.2	LD2893		24135 17,7 /S	LUC
	2.0 HDi 140	103		11.08	- elektrische Feststellbremse ¹⁾					
	2.0 HDi 150	110		04.09	- elektrische Feststellbremse ¹⁾					
	2.0 HDi 165	120		04.09	- elektrische Feststellbremse ¹⁾					
	2.0 HDi 180	133		03.15	- elektrische Feststellbremse ¹⁾					
	2.2 HDi	125		02.08	- elektrische Feststellbremse ¹⁾					
	2.2 HDi 200	150		07.10	- elektrische Feststellbremse ¹⁾					
	2.7 HDi	150		02.08	- elektrische Feststellbremse ¹⁾					
	3.0	152		02.08	- elektrische Feststellbremse ¹⁾					
	3.0 HDi 240	177		04.09	- elektrische Feststellbremse ¹⁾					
	3.0 V6	155		02.08	- elektrische Feststellbremse ¹⁾					
	1.6 HDi	80		02.08	+ elektrische Feststellbremse ²⁾	13.0460-7253.2	607253		24137 15,8 +	ATE
	1.6 HDi 110	82		07.10	+ elektrische Feststellbremse ²⁾					
	1.6 HDi 115	84		01.12	+ elektrische Feststellbremse ²⁾					
	1.6 THP 155	115		04.09	+ elektrische Feststellbremse ²⁾					
	1.6 VTI 120	88		07.10	+ elektrische Feststellbremse ²⁾					
	1.8 16V	92		02.08	+ elektrische Feststellbremse ²⁾					
	2.0 16V	103		02.08	+ elektrische Feststellbremse ²⁾					
	2.0 16V BioFlex	103		02.08	+ elektrische Feststellbremse ²⁾					
2.0 HDi	100		02.08	+ elektrische Feststellbremse ²⁾						
2.0 HDi 140	103		11.08	+ elektrische Feststellbremse ²⁾						
2.0 HDi 150	110		04.09	+ elektrische Feststellbremse ²⁾						
2.0 HDi 165	120		04.09	+ elektrische Feststellbremse ²⁾						
2.0 HDi 180	133		03.15	+ elektrische Feststellbremse ²⁾						
2.2 HDi	125		02.08	+ elektrische Feststellbremse ²⁾						
2.2 HDi 200	150		07.10	+ elektrische Feststellbremse ²⁾						
2.7 HDi	150		02.08	+ elektrische Feststellbremse ²⁾						
3.0	152		02.08	+ elektrische Feststellbremse ²⁾						
3.0 HDi 240	177		04.09	+ elektrische Feststellbremse ²⁾						
3.0 V6	155		02.08	+ elektrische Feststellbremse ²⁾						
	1.6 HDi	80		02.08		24.0112-0162.1	412162		290 12,0 10,0 +S +B	
	1.6 HDi 110	82		07.10						
	1.6 HDi 115	84		01.12						
	1.6 THP 155	115		04.09						
	1.6 VTI 120	88		07.10						
	1.8 16V	92		02.08						
	2.0 16V	103		02.08						
	2.0 16V BioFlex	103		02.08						
	2.0 HDi	100		02.08						
	2.0 HDi 140	103		11.08						
	2.0 HDi 150	110		04.09						
	2.0 HDi 165	120		04.09						
	2.0 HDi 180	133		03.15						
	2.2 HDi	125		02.08						
	2.2 HDi 200	150		07.10						
	2.7 HDi	150		02.08						
3.0	152		02.08							
3.0 HDi 240	177		04.09							
3.0 V6	155		02.08							
	1.6 HDi	80	ORGA 11683			24.0711-5216.3	360318	2	Radsensor L=1762	
	1.6 HDi 110	82	ORGA 11683							
	1.6 HDi 115	84	ORGA 11683							
	1.6 THP 155	115	ORGA 11683							
	1.6 VTI 120	88	ORGA 11683							
	1.8 16V	92	ORGA 11683							
	2.0 16V	103	ORGA 11683							
	2.0 16V BioFlex	103	ORGA 11683							
	2.0 HDi	100	ORGA 11683							
	2.0 HDi 140	103	ORGA 11683							
	2.0 HDi 150	110	ORGA 11683							
	2.0 HDi 165	120	ORGA 11683							
	2.0 HDi 180	133		03.15						
	2.2 HDi	125	ORGA 11683							
2.2 HDi 200	150	ORGA 11683								
2.7 HDi	150	ORGA 11683								
3.0	152	ORGA 11683								
3.0 HDi 240	177	ORGA 11683								
3.0 V6	155	ORGA 11683								























CITROEN C6 (05-12)

	2.2 HDi	125		06.06	12.12	13.0460-2892.2	602892		24133 18,6 +/WK/Zub/S LUC	
	2.7 HDi	150		09.05	12.12	13.0470-2892.2	LD2892		24133 18,6 +/WK/Zub/S LUC	
	3.0 V6	155		09.05	12.12					
	3.0 HDi	177		07.09	12.12	13.0460-7279.2	607279		25069 17,3 +/WK	ATE
	2.2 HDi	125	ORGA 11193	06.06		24.0130-0181.1	430181		330 30,0 28,0 V +S +B	
	2.7 HDi	150	ORGA 11193	09.05						
	3.0 V6	155	ORGA 11193	09.05						
	2.2 HDi	125	ORGA 11194		12.12	24.0130-0206.1	430206		330 30,0 28,0 V L +S +B	
	2.7 HDi	150	ORGA 11194		12.12					
	3.0 V6	155	ORGA 11194		12.12					
	3.0 HDi	177		07.09	12.12	24.0130-0227.1	430227		340 30,0 28,0 V L +S +B	
	2.2 HDi	125	ORGA 11283	06.06		24.0710-2018.1	360225	2	Radsensor L=1259	
	2.7 HDi	150	ORGA 11283	09.05						
	3.0 HDi	177	ORGA 11283	07.09						
	3.0 V6	155	ORGA 11283	09.05						

¹⁾ - electric parking brake / - freno a mano elettrico / - frein à main électrique / - freno de mano eléctrico
²⁾ + electric parking brake / + freno a mano elettrico / + frein à main électrique / + freno de mano eléctrico

























								
CITROEN C6 (05-12)								
	2.2 HDi 2.7 HDi 3.0 HDi 3.0 V6	125 ORGA 11683 150 ORGA 11683 177 ORGA 11683 155 ORGA 11683		12.12 12.12 12.12 12.12		24.0711-5215.3 360317 24.0711-5345.3 360372	2  2 	Radsensor L=1259 Radsensor L=1259
	2.2 HDi 2.7 HDi 3.0 HDi 3.0 V6	125 150 177 155	06.06 09.05 07.09 09.05	12.12 12.12 12.12 12.12		13.0460-2706.2 602706		24462 16,7 /S LUC
	2.2 HDi 2.7 HDi 3.0 HDi 3.0 V6	125 150 177 155	06.06 09.05 07.09 09.05	12.12 12.12 12.12 12.12		24.0122-0255.1 422255		302 22,0 20,0 V
	2.2 HDi 2.7 HDi 3.0 HDi 3.0 V6	125 150 177 155	ORGA 11283 06.06 ORGA 11283 09.05 ORGA 11283 07.09 ORGA 11283 09.05			24.0710-2019.1 360226	2 	Radsensor L=1762
	2.2 HDi 2.7 HDi 3.0 HDi 3.0 V6	125 ORGA 11683 150 ORGA 11683 177 ORGA 11683 155 ORGA 11683		12.12 12.12 12.12 12.12		24.0711-5216.3 360318	2 	Radsensor L=1762
CITROEN C8 (02-14)								
	2.0 16V 2.0 16V 2.0 HDi 2.0 HDi 2.0 HDi 135 2.2 16V 2.2 HDi	100 103 79 88 100 116 94	07.02 09.05 07.02 02.07 03.06 07.02 07.02	07.14 07.14 07.14 07.14 07.14 07.14 07.14		13.0460-2863.2 602863		20261 19,0 +/WK/S LUC
	2.0 HDi 165 2.2 HDi 3.0 V6	120 125 150	03.06 06.06 07.02	07.14 07.14 07.14		13.0460-2752.2 602752 13.0460-4995.2 604995		24839 19,4 +/WK/S LUC 23575 15,6 +/WK BRE
	2.0 16V 2.0 16V 2.0 HDi 2.0 HDi 2.0 HDi 135 2.2 16V 2.2 HDi 3.0 V6 2.0 HDi 165 2.2 HDi	100 103 79 88 100 116 94 150 120 125	07.02 09.05 07.02 02.07 03.06 07.02 07.02 07.02 03.06 06.06	07.14 07.14 07.14 07.14 07.14 07.14 07.14 07.14 07.14 07.14		24.0128-0136.1 428136 24.0328-0136.1 528136 24.0132-0126.1 432126 24.0132-0126.1 432126		285 28,0 26,0 V +B 285 28,0 26,0 V +B PD 310 32,0 30,0 V 310 32,0 30,0 V
	2.0 16V 2.0 16V 2.0 HDi 2.0 HDi 2.0 HDi 135 2.0 HDi 165 2.2 16V 2.2 HDi 2.2 HDi 3.0 V6	100 103 79 88 100 120 116 94 125 150	07.02 09.05 07.02 02.07 03.06 03.06 07.02 07.02 06.06 07.02	07.14 07.14 07.14 07.14 07.14 07.14 07.14 07.14 07.14 07.14		13.0460-2819.2 602819 13.0460-0072.2 610072		20961 17,6 /S LUC Belagsatz-Zubehör LUC
	2.0 16V 2.0 16V 2.0 HDi 2.0 HDi 2.0 HDi 135 2.0 HDi 165 2.2 16V 2.2 HDi 2.2 HDi 3.0 V6	100 103 79 88 100 120 116 94 125 150	07.02 09.05 07.02 02.07 03.06 03.06 07.02 07.02 06.06 07.02	07.14 07.14 07.14 07.14 07.14 07.14 07.14 07.14 07.14 07.14		24.0112-0156.1 412156		272 12,0 10,0 +B
	2.0 16V 2.0 16V 2.0 HDi 2.0 HDi 2.0 HDi 135 2.0 HDi 165 2.2 16V 2.2 HDi 2.2 HDi 3.0 V6	100 103 79 88 100 120 116 94 125 150	07.02 09.05 07.02 02.07 03.06 03.06 07.02 07.02 06.06 07.02	07.14 07.14 07.14 07.14 07.14 07.14 07.14 07.14 07.14 07.14		24.0711-6066.3 360130	2 	Radsensor L=955
CITROEN C-CROSSER (07-13)								
	2.2 HDi 2.4	115 125	02.07 08.08	01.13 01.13		13.0460-5958.2 605958 13.0460-0235.2 610235		21363 15,8 +/WK AKE Belagsatz-Zubehör
	2.2 HDi 2.4	115 125	02.07 08.08	01.13 01.13		24.0124-0215.1 424215		294 24,0 22,4 V +B
	2.2 HDi 2.4	115 125	02.07 08.08	01.13 01.13		13.0460-5855.2 605855 13.0460-0137.2 610137		23582 16,0 + Belagsatz-Zubehör

										
CITROEN C-CROSSER (07-13)										
	2.2 HDi 2.4	115 125		02.07 08.08	01.13 01.13		24.0110-0330.1	410330	302 10,0 8,4 +B	
	2.2 HDi 2.4	115 125		02.07 08.08	01.13 01.13		03.0137-3015.2 03.0137-9307.2	653015 669307	190 x 32 Bremsbacken-Zubehör	
CITROEN C-Zero (10-)										
	C-Zero C-Zero	47 49		10.10 10.14			13.0460-5621.2	605621	24423 14,6 /Zub	
CITROEN DS3 (09-)										
	1.2 VTi 110 1.2 VTi 82 1.4 HDi 70 1.4 VTi 95 1.6 HDi 100 1.6 HDi 90 1.6 THP 16V 163	81 60 50 70 73 68 121		10.14 10.12 04.10 04.10 07.14 11.09 10.14		+ Bremsscheibendurchm. 266 mm ¹⁾	13.0460-3994.2 13.0470-3994.2	603994 LD3994	23599 19,0 /Zub/S 23599 19,0 /Zub/S	BOS BOS
	1.2 VTi 110 1.6 HDi 100 1.6 HDi 110 1.6 HDi 115 1.6 HDi 115 1.6 HDi 120 1.6 THP 150 1.6 THP 16V 163 1.6 VTi 120	81 73 82 84 85 88 115 121 88		10.14 07.14 11.09 08.12 10.13 10.13 04.10 10.14 04.10		+ Bremsscheibendurchm. 283 mm ²⁾ + Bremsscheibendurchm. 283 mm ²⁾ + Bremsscheibendurchm. 283 mm ²⁾	13.0460-3855.2	603855	24883 18,0 +/Zub/S	BOS
	1.2 VTi 110 1.2 VTi 82 1.4 HDi 70 1.4 VTi 95 1.6 HDi 100 1.6 HDi 90 1.6 THP 16V 163	81 60 50 70 73 68 121		10.14 10.12 04.10 04.10 07.14 11.09 10.14			24.0122-0194.1	422194	266 22,0 20,0 V +S +B	
	1.2 VTi 110 1.6 HDi 100 1.6 HDi 110 1.6 HDi 115 1.6 HDi 115 1.6 HDi 120 1.6 THP 150 1.6 THP 16V 163 1.6 VTi 120	81 73 82 84 85 88 115 121 88		10.14 07.14 11.09 08.12 10.13 10.13 04.10 10.14 04.10			24.0126-0120.1 24.0326-0120.1	426120 526120	283 26,0 24,0 V +S +B 283 26,0 24,0 V +S +B PD	
	1.2 VTi 110 1.2 VTi 82 1.4 HDi 70 1.4 VTi 95 1.6 HDi 100 1.6 HDi 110 1.6 HDi 115 1.6 HDi 115 1.6 HDi 120 1.6 HDi 90 1.6 Racing 1.6 THP 150 1.6 THP 16V 163 1.6 VTi 120	81 60 50 70 73 82 84 85 88 68 115 121 88		10.14 10.12 04.10 04.10 07.14 11.09 08.12 10.13 10.13 11.09 02.11 04.10 10.14 04.10			24.0711-5256.3	360320	2 	Radsensor L=1029
	1.2 VTi 110 1.6 HDi 100 1.6 HDi 110 1.6 HDi 115 1.6 HDi 115 1.6 HDi 120 1.6 Racing 1.6 THP 150 1.6 THP 16V 163 1.6 VTi 120	81 73 82 84 85 88 115 121 88		10.14 07.14 11.09 08.12 10.13 10.13 02.11 04.10 10.14 04.10			13.0460-2740.2 13.0470-2740.2	602740 LD2740	23554 17,2 /Zub/S 23554 17,2 /Zub/S	LUC LUC
	1.2 VTi 110 1.6 HDi 100 1.6 HDi 110 1.6 HDi 115 1.6 HDi 115 1.6 HDi 120 1.6 Racing 1.6 THP 150 1.6 THP 16V 163 1.6 VTi 120	81 73 82 84 85 88 115 121 88		10.14 07.14 11.09 08.12 10.13 10.13 02.11 04.10 10.14 04.10			24.0109-0100.2	409100	249 9,0 7,0 +B	
	1.2 VTi 82 1.4 HDi 70 1.4 VTi 95 1.6 HDi 110 1.6 HDi 115 1.6 HDi 90 1.6 Racing	60 50 70 82 84 68	ORGA 13341 ORGA 13341 ORGA 13341 ORGA 13341 ORGA 13341 ORGA 13341 ORGA 13341	10.12 04.10 04.10 11.09 08.12 11.09 02.11			24.0711-5257.3	360321	2 	Radsensor L=694

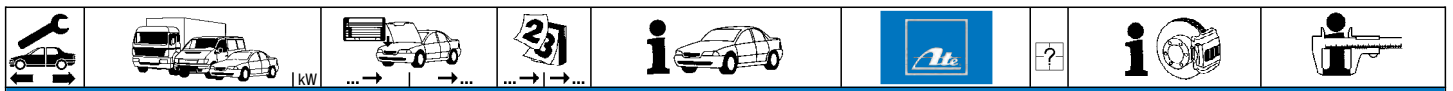
¹⁾ + brake disc diameter 266 mm / + disco fr.diam. 266mm / + disques fr.diam. 266mm / + disco fr.diam. 266mm

²⁾ + brake disc diameter 283 mm / + disco fr.diam. 283mm / + disques fr.diam. 283mm / + disco fr.diam. 283mm

								
CITROEN DS3 (09-)								
	1.6 THP 150 1.6 VTi 120	115 88	ORGA 13341 ORGA 13341	04.10 04.10		24.0711-5257.3 360321	2 	Radsensor L=694
	1.2 VTi 110 1.4 VTi 95	81 70		10.14 04.10		03.0137-0491.2 03.0137-9228.2	650491 669228	228 x 42 HEB Bremsbacken-Zubehör BOS BDX
	1.2 VTi 110 1.2 VTi 82 1.4 HDi 70 1.6 HDi 100 1.6 HDi 90	81 60 50 73 68		10.14 10.12 04.10 07.14 11.09		03.0137-0504.2 03.0137-9281.2	650504 669281	203 x 39 HEB Bremsbacken-Zubehör BOS
	1.2 VTi 110 1.4 VTi 95	81 70		10.14 04.10		03.0520-9420.3	699420	20,64/228x42 TopKit BOS
	1.2 VTi 110 1.2 VTi 82 1.4 HDi 70 1.6 HDi 100 1.6 HDi 90	81 60 50 73 68		10.14 10.12 04.10 07.14 11.09		03.0520-9620.3	699620	20,64/203x39 TopKit BOS
CITROEN DS3 Cabrio (13-)								
	1.2 PureTech VTi 82 1.2 VTi 110 1.6 1.6 e-HDi 90 1.6 HDi 100	60 81 121 68 73		03.13 10.14 10.14 03.13 07.14	+ Bremsscheibendurchm. 266 mm ¹⁾ + Bremsscheibendurchm. 266 mm ¹⁾	13.0460-3994.2 13.0470-3994.2	603994 LD3994	23599 19,0 /Zub/S BOS 23599 19,0 /Zub/S BOS
	1.2 VTi 110 1.6 1.6 HDi 100 1.6 HDi 120 1.6 THP 155 1.6 VTi 120	81 121 73 88 115 88		10.14 10.14 07.14 07.14 03.13 03.13	+ Bremsscheibendurchm. 283 mm ²⁾ + Bremsscheibendurchm. 283 mm ²⁾ + Bremsscheibendurchm. 283 mm ²⁾	13.0460-3855.2	603855	24883 18,0 +/Zub/S BOS
	1.2 PureTech VTi 82 1.2 VTi 110 1.6 1.6 e-HDi 90 1.6 HDi 100	60 81 121 68 73		03.13 10.14 10.14 03.13 07.14		24.0122-0194.1	422194	266 22,0 20,0 V +S +B
	1.2 VTi 110 1.6 1.6 HDi 100 1.6 HDi 120 1.6 THP 155 1.6 VTi 120	81 121 73 88 115 88		10.14 10.14 07.14 07.14 03.13 03.13		24.0126-0120.1 24.0326-0120.1	426120 526120	283 26,0 24,0 V +S +B 283 26,0 24,0 V +S +B PD
	1.2 PureTech VTi 82 1.2 VTi 110 1.6 1.6 e-HDi 90 1.6 HDi 100 1.6 HDi 120 1.6 Racing 1.6 THP 155 1.6 VTi 120	60 81 121 68 73 88 152 115 88		03.13 10.14 10.14 03.13 07.14 07.14 03.14 03.13 03.13		24.0711-5256.3	360320	2 
	1.2 VTi 110 1.6 1.6 HDi 100 1.6 HDi 120 1.6 Racing 1.6 THP 155 1.6 VTi 120	81 121 73 88 152 115 88		10.14 10.14 07.14 07.14 03.14 03.13 03.13		13.0460-2740.2 13.0470-2740.2	602740 LD2740	23554 17,2 /Zub/S LUC 23554 17,2 /Zub/S LUC
	1.2 VTi 110 1.6 1.6 HDi 100 1.6 HDi 120 1.6 Racing 1.6 THP 155 1.6 VTi 120	81 121 73 88 152 115 88		10.14 10.14 07.14 07.14 03.14 03.13 03.13		24.0109-0100.2	409100	249 9,0 7,0 +B
	1.2 PureTech VTi 82 1.6 e-HDi 90 1.6 THP 155 1.6 VTi 120	60 68 115 88	ORGA 13341 ORGA 13341 ORGA 13341 ORGA 13341	03.13 03.13 03.13 03.13		24.0711-5257.3	360321	2 
	1.2 PureTech VTi 82 1.6 e-HDi 90 1.6 HDi 100	60 68 73		03.13 03.13 07.14		03.0137-0504.2 03.0137-9281.2	650504 669281	203 x 39 HEB Bremsbacken-Zubehör BOS
	1.2 PureTech VTi 82 1.6 e-HDi 90 1.6 HDi 100	60 68 73		03.13 03.13 07.14		03.0520-9620.3	699620	20,64/203x39 TopKit BOS
CITROEN DS4 (11-)								
	1.2 1.6 BlueHdi 120 1.6 e-HDi 110 1.6 HDi 110 1.6 HDi 115 1.6 HDi 90 1.6 THP 155 1.6 VTi 120 2.0 HDi 165	96 88 81 82 84 68 115 88 120		07.14 07.14 04.11 04.11 08.12 05.11 04.11 04.11 04.11		13.0460-7229.2 13.0470-7229.2	607229 LD7229	24538 18,5 + 24538 18,5 + ATE ATE

¹⁾ + brake disc diameter 266 mm / + disco fr.diam. 266mm / + disques fr.diam. 266mm / + disco fr.diam. 266mm

²⁾ + brake disc diameter 283 mm / + disco fr.diam. 283mm / + disques fr.diam. 283mm / + disco fr.diam. 283mm



CITROEN DS4 (11-)

	1.6 THP 200	147		04.11		13.0460-7279.2	607279		25069 17,3 +WK	ATE
	1.6 THP 160	120		04.12		13.0460-7230.2	607230		24557 19,4 +	ATE
	2.0 BlueHdi 150	110		07.14		13.0470-7230.2	LD7230		24557 19,4 +	ATE
	2.0 BlueHdi 180	133		07.14	- 19" Rad ¹⁾					
	2.0 Hdi 135	100		09.11	- 19" Rad ¹⁾					
	2.0 BlueHdi 180	133		07.14	+ 19" Rad ²⁾	13.0460-7279.2	607279		25069 17,3 +WK	ATE
	2.0 Hdi 135	100		09.11	+ 19" Rad ²⁾					
	1.2	96		07.14		24.0126-0120.1	426120		283 26,0 24,0 V +S +B	
	1.6 BlueHdi 120	88		07.14		24.0326-0120.1	526120		283 26,0 24,0 V +S +B	PD
	1.6 e-Hdi 110	81		04.11						
	1.6 Hdi 110	82		04.11						
	1.6 Hdi 115	84		08.12						
	1.6 Hdi 90	68		05.11						
	1.6 THP 155	115		04.11						
	1.6 Vti 120	88		04.11						
	2.0 Hdi 165	120		04.11						
	1.6 THP 200	147		04.11		24.0130-0230.1	430230		340 30,0 28,0 V L +S +B	
	2.0 BlueHdi 180	133		07.14	+ 19" Rad ²⁾					
	2.0 Hdi 135	100		09.11	+ 19" Rad ²⁾					
	1.6 THP 160	120		04.12		24.0126-0159.1	426159		302 26,0 24,0 V +S +B	
	2.0 BlueHdi 150	110		07.14						
	2.0 BlueHdi 180	133		07.14	- 19" Rad ¹⁾					
	2.0 Hdi 135	100		09.11	- 19" Rad ¹⁾					
	1.2	96		07.14		24.0711-5325.3	360350	2	Radsensor L=680	
	1.6 BlueHdi 120	88		07.14						
	1.6 e-Hdi 110	81		04.11						
	1.6 Hdi 110	82		04.11						
	1.6 Hdi 115	84		08.12						
	1.6 Hdi 90	68		05.11						
	1.6 THP 155	115		04.11						
	1.6 THP 160	120		04.12						
	1.6 THP 200	147		04.11						
	1.6 Vti 120	88		04.11						
	2.0 BlueHdi 150	110		07.14						
	2.0 BlueHdi 180	133		07.14						
	2.0 Hdi 135	100		09.11						
	2.0 Hdi 165	120		04.11						
	1.6 e-Hdi 110	81		04.11	- elektrische Feststellbremse ³⁾	13.0460-2775.2	602775		23554 17,2 +/Zub/S	LUC
	1.6 Hdi 110	82		04.11	- elektrische Feststellbremse ³⁾					
	1.6 Hdi 115	84		08.12	- elektrische Feststellbremse ³⁾					
	1.6 Hdi 90	68		05.11	- elektrische Feststellbremse ³⁾					
	1.6 THP 155	115		04.11	- elektrische Feststellbremse ³⁾					
	1.6 THP 160	120		04.12	- elektrische Feststellbremse ³⁾					
	1.6 THP 200	147		04.11	- elektrische Feststellbremse ³⁾					
	1.6 Vti 120	88		04.11	- elektrische Feststellbremse ³⁾					
	2.0 BlueHdi 180	133		07.14	- elektrische Feststellbremse ³⁾					
	2.0 Hdi 135	100		09.11	- elektrische Feststellbremse ³⁾					
	2.0 Hdi 165	120		04.11	- elektrische Feststellbremse ³⁾					
	1.2	96		07.14		13.0460-2761.2	602761		24922 17,5 /Zub/S	LUC
	1.6 BlueHdi 120	88		07.14						
	1.6 e-Hdi 110	81		04.11	+ elektrische Feststellbremse ⁴⁾					
	1.6 Hdi 110	82		04.11	+ elektrische Feststellbremse ⁴⁾					
	1.6 Hdi 115	84		08.12	+ elektrische Feststellbremse ⁴⁾					
	1.6 Hdi 90	68		05.11	+ elektrische Feststellbremse ⁴⁾					
	1.6 THP 155	115		04.11	+ elektrische Feststellbremse ⁴⁾					
	1.6 THP 160	120		04.12	+ elektrische Feststellbremse ⁴⁾					
	1.6 THP 200	147		04.11	+ elektrische Feststellbremse ⁴⁾					
	1.6 Vti 120	88		04.11	+ elektrische Feststellbremse ⁴⁾					
	2.0 BlueHdi 150	110		07.14						
	2.0 BlueHdi 180	133		07.14	+ elektrische Feststellbremse ⁴⁾					
	2.0 Hdi 135	100		09.11	+ elektrische Feststellbremse ⁴⁾					
	2.0 Hdi 165	120		04.11	+ elektrische Feststellbremse ⁴⁾					
	1.6 e-Hdi 110	81		04.11	- elektrische Feststellbremse ³⁾	24.0109-0171.2	409171		249 9,0 8,0 +B	
	1.6 Hdi 110	82		04.11	- elektrische Feststellbremse ³⁾					
	1.6 Hdi 115	84		08.12	- elektrische Feststellbremse ³⁾					
	1.6 Hdi 90	68		05.11	- elektrische Feststellbremse ³⁾					
	1.6 THP 160	120		04.12	- elektrische Feststellbremse ³⁾					
	1.6 THP 200	147		04.11	- elektrische Feststellbremse ³⁾					
	1.6 Vti 120	88		04.11	- elektrische Feststellbremse ³⁾					
	2.0 BlueHdi 180	133		07.14	- elektrische Feststellbremse ³⁾					
	2.0 Hdi 135	100		09.11	- elektrische Feststellbremse ³⁾					
	1.2	96		07.14		24.0112-0194.2	412194	- 19" Rad ¹⁾	268 12,0 10,0 +B	
	1.6 BlueHdi 120	88		07.14		24.0112-0198.1	412198	+ 19" Rad ²⁾	290 12,0 10,0 +S +B	
	1.6 e-Hdi 110	81		04.11	+ elektrische Feststellbremse ⁴⁾					
	1.6 Hdi 110	82		04.11	+ elektrische Feststellbremse ⁴⁾					
	1.6 Hdi 115	84		08.12	+ elektrische Feststellbremse ⁴⁾					
	1.6 Hdi 90	68		05.11	+ elektrische Feststellbremse ⁴⁾					
	1.6 THP 155	115		04.11	+ elektrische Feststellbremse ⁴⁾					
	1.6 THP 160	120		04.12	+ elektrische Feststellbremse ⁴⁾					
	1.6 THP 200	147		04.11	+ elektrische Feststellbremse ⁴⁾					
	1.6 Vti 120	88		04.11	+ elektrische Feststellbremse ⁴⁾					
	2.0 BlueHdi 150	110		07.14						
	2.0 BlueHdi 180	133		07.14						
	2.0 Hdi 135	100		09.11	+ elektrische Feststellbremse ⁴⁾					
	2.0 Hdi 165	120		04.11	+ elektrische Feststellbremse ⁴⁾					

1) - 19" wheel / - ruota 19" / - roue 19" / - rueda 19"

2) + 19" wheel / + ruota 19" / + roue 19" / + rueda 19"

3) - electric parking brake / - freno a mano elettrico / - frein à main électrique / - freno de mano eléctrico

4) + electric parking brake / + freno a mano elettrico / + frein à main électrique / + freno de mano eléctrico



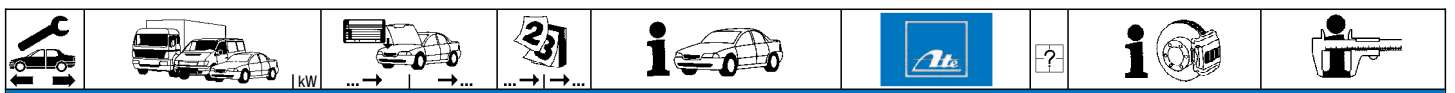


CITROEN DS5 (11-)

	1.6 HDi 110	82	ORGA 13342	11.11	13.0460-7230.2	607230	Naben D=82 ¹⁾	24557 19,4 +	ATE
	1.6 HDi 115	84	ORGA 13342	08.12					
	1.6 THP 155	115		11.11					
	1.6 THP 200	147		11.11					
	2.0 HDi 135	100		11.11					
	2.0 HDi 135 Hybrid4	100		12.11					
	2.0 HDi 150	110		07.14					
	2.0 HDi 165	120		11.11					
	2.0 HDi 165 Hybr.4x4	120		12.11					
	2.0 HDi 180	133		08.13					
2.0 HDi Hybrid4	147		11.11						
	1.6 HDi 110	82	ORGA 13343	11.13	13.0460-7229.2	607229	Naben D=82 ¹⁾	24538 18,5 +	ATE
	1.6 HDi 115	84	ORGA 13343						
	1.6 HDi 120	85							
	1.6 HDi 110	82							
	1.6 HDi 115	84							
	1.6 THP 155	115							
	1.6 THP 200	147							
	2.0 HDi 135	100							
	2.0 HDi 135 Hybrid4	100							
	2.0 HDi 150	110							
2.0 HDi 165	120								
2.0 HDi 165 Hybr.4x4	120								
2.0 HDi 180	133								
2.0 HDi Hybrid4	147								
	1.6 HDi 110	82	ORGA 13342	11.11	24.0126-0159.1	426159	Naben D=82 ¹⁾	302 26,0 24,0 V +S +B	
	1.6 HDi 115	84	ORGA 13342	08.12					
	1.6 THP 155	115		11.11					
	1.6 THP 200	147		11.11					
	2.0 HDi 135	100		11.11					
	2.0 HDi 135 Hybrid4	100		12.11					
	2.0 HDi 150	110		07.14					
	2.0 HDi 165	120		11.11					
	2.0 HDi 165 Hybr.4x4	120		12.11					
	2.0 HDi 180	133		08.13					
2.0 HDi Hybrid4	147		11.11						
	1.6 HDi 110	82	ORGA 13343	11.13	24.0126-0120.1	426120		283 26,0 24,0 V +S +B	
	1.6 HDi 115	84	ORGA 13343						
	1.6 HDi 120	85							
	1.6 HDi 110	82							
	1.6 HDi 115	84							
	1.6 THP 155	115							
	1.6 THP 200	147							
	2.0 HDi 135	100							
	2.0 HDi 135 Hybrid4	100							
	2.0 HDi 150	110							
2.0 HDi 165	120								
2.0 HDi 180	133								
2.0 HDi Hybrid4	147								
	1.6 HDi 110	82		11.11	24.0130-0230.1	430230	Naben D=83 ²⁾	340 30,0 28,0 V L +S +B	
	1.6 HDi 115	84		08.12					
	1.6 THP 155	115		11.11					
	1.6 THP 200	147		11.11					
	2.0 HDi 135	100		11.11					
	2.0 HDi 135 Hybrid4	100		12.11					
	2.0 HDi 150	110		07.14					
	2.0 HDi 165	120		11.11					
	2.0 HDi 180	133		08.13					
	2.0 HDi Hybrid4	147		11.11					
	1.6 HDi 110	82		11.11	24.0711-5325.3	360350	2	Radsensor L=680	
	1.6 HDi 115	84		08.12					
	1.6 HDi 120	85		11.13					
	1.6 THP 155	115		11.11					
	1.6 THP 200	147		11.11					
	2.0 HDi 135	100		11.11					
	2.0 HDi 135 Hybrid4	100		12.11					
	2.0 HDi 150	110		07.14					
	2.0 HDi 165	120		11.11					
	2.0 HDi 165 Hybr.4x4	120		12.11					
2.0 HDi 180	133		08.13						
2.0 HDi Hybrid4	147		11.11						
	1.6 HDi 110	82		11.11	13.0460-2761.2	602761		24922 17,5 /Zub/S	LUC
	1.6 HDi 115	84		08.12					
	1.6 HDi 120	85		11.13					
	1.6 THP 155	115		11.11					
	1.6 THP 200	147		11.11					
	2.0 HDi 135	100		11.11					
	2.0 HDi 135 Hybrid4	100		12.11					
	2.0 HDi 150	110		07.14					
	2.0 HDi 165	120		11.11					
	2.0 HDi 165 Hybr.4x4	120		12.11					
2.0 HDi 180	133		08.13						
2.0 HDi Hybrid4	147		11.11						
	1.6 HDi 110	82		11.11	24.0112-0194.2	412194		268 12,0 10,0 +B	
	1.6 HDi 115	84		08.12					
	1.6 HDi 120	85		11.13					
	1.6 THP 155	115		11.11					
	2.0 HDi 135	100		11.11					
	2.0 HDi 150	110		07.14					
	2.0 HDi 165	120		11.11					
	2.0 HDi 180	133		08.13					
	1.6 THP 200	147		11.11					
	2.0 HDi 135 Hybrid4	100		12.11					
2.0 HDi 165 Hybr.4x4	120		12.11						
2.0 HDi 180	133		08.13						
2.0 HDi Hybrid4	147		11.11						
	1.6 THP 200	147		11.11	24.0112-0198.1	412198		290 12,0 10,0 +S +B	
	2.0 HDi 135 Hybrid4	100		12.11					
	2.0 HDi 165 Hybr.4x4	120		12.11					
	2.0 HDi 180	133		08.13					
	2.0 HDi Hybrid4	147		11.11					

¹⁾ hub diameter=82 / diametro mozzo=82 / diamètre du moyeu=82 / diámetro del buje=82

²⁾ hub diameter=83 / diametro mozzo=83 / diamètre du moyeu=83 / diámetro del buje=83



CITROEN EVASION (94-02)

	1.8	73		05.97	07.02	13.0460-3957.2	603957		23042 19,0 /WK/Zub	BDX
	1.8	76		02.96	12.96					
	1.9 i			10.95	12.98	13.0460-2978.2	602978		21801 19,0 +/WK/S	LUC
	1.9 TD			02.95	07.02					
	2.0 16V			12.98	07.02					
	2.0 HDi			08.99	07.02					
	2.0 i			06.94	07.02					
	2.0 Turbo			06.94	07.02					
	2.1 TD			05.96	07.02					
	1.8	73		05.97	07.02	24.0120-0155.1	420155		258 20,0 18,2 V L +B	
	1.8	76		02.96	12.96					
	1.9 i			10.95	12.98	24.0126-0104.1	426104		281 26,0 24,2 V +B	
	1.9 TD			02.95	07.02					
	2.0 16V			12.98	07.02					
	2.0 HDi			08.99	07.02					
	2.0 i			06.94	07.02					
	2.0 Turbo			06.94	07.02					
	2.1 TD			05.96	07.02					
	1.8	73		05.97	07.02	13.0460-7061.2	607061		21275 17,0 +/WK	ATE
	1.8	76		02.96	12.96					
	1.9 i			10.95	12.98					
	1.9 TD			02.95	07.02					
	2.0 16V			12.98	07.02					
	2.0 HDi			08.99	07.02					
	2.0 i			06.94	07.02					
	2.0 Turbo			06.94	07.02					
	2.1 TD			05.96	07.02					
	1.8	73		05.97	07.02	24.0110-0218.1	410218		295 10,0 8,0 +B	
	1.8	76		02.96	12.96					
	1.9 i			10.95	12.98					
	1.9 TD			02.95	07.02					
	2.0 16V			12.98	07.02					
	2.0 HDi			08.99	07.02					
	2.0 i			06.94	07.02					
	2.0 Turbo			06.94	07.02					
	2.1 TD			05.96	07.02					
	1.8	73		05.97	07.02	03.0137-0314.2	650314		255 x 61	Bremsbacken-Zubehör
	1.8	76		02.96	12.96					
	1.9 i			10.95	12.98	03.0137-9208.2	669208			
	1.9 TD			02.95	07.02					
	2.0 HDi			08.99	07.02					
	2.0 i			06.94	07.02					
	1.8	73		05.97	07.02	24.0225-5003.1	480066		255/256 x 67	
	1.8	76		02.96	12.96					
	1.9 i			10.95	12.98					
	1.9 TD			02.95	07.02					
	2.0 HDi			08.99	07.02					
	2.0 i			06.94	07.02					
	1.8	73		05.97	07.02	03.0520-2619.3	692619		19,05/255x61 TopKit	BDX
	1.8	76		02.96	12.96					
	1.9 i			10.95	12.98					
	1.9 TD			02.95	07.02					
	2.0 HDi			08.99	07.02					
	2.0 i			06.94	07.02					
	1.8	73		05.97	07.02	03.0137-4018.2	654018		180 x 30 /Zub	Bremsbacken-Zubehör
	1.8	76		02.96	12.96					
	1.9 TD			02.95	07.02	03.0137-9249.2	669249			
	2.0 16V			12.98	07.02					
	2.0 HDi			08.99	07.02					
	2.0 i			06.94	07.02					
	2.0 Turbo			06.94	07.02					
	2.1 TD			05.96	07.02					

CITROEN JUMPER Bus (94-02)












	1.9 D (10)	51		01.99	12.99	13.0460-2976.2	602976		21797 19,7 +/WK/S	LUC
	1.9 TD (10/14)	66		08.94	12.99					
	1.9 TD (10/14)	68		02.94	12.99					
	2.0 i (10/14)	80		02.94	12.99					
	2.5 D (14)	63		08.94	12.99					
	2.5 TD (14)	76		08.94	12.99					
	2.5 TDi (14)	79		12.96	12.99					
	1.9 D (10)	51		01.00	10.01	13.0460-2850.2	602850		23602 19,7 +/WK/S	LUC
	1.9 TD (10/14)	66		01.00	10.01					
	1.9 TD (10/14)	68		01.00	10.01					
	2.0 i (10/14)	80		01.00	10.01					
	2.5 D (14)	63		01.00	10.01					
	2.5 TD (14)	76		01.00	10.01					
	2.5 TDi (14)	79		01.00	11.00					
	2.8 HDi (14)	94		09.00	10.01					
	1.9 D (10)	51		11.01	03.02	13.0460-4978.2	604978		23917 19,3 +/WK/Zub	BRE
	1.9 TD (10/14)	66		11.01	03.02					
	1.9 TD (10/14)	68		11.01	03.02					
	2.0 i (10/14)	80		11.01	03.02					
	2.5 D (14)	63		11.01	03.02					
	2.5 TD (14)	76		11.01	03.02					
	2.5 TDi (14)	79		11.01	03.02					
	2.8 HDi (14)	94		11.01	03.02					





CITROEN JUMPER Bus (94-02)



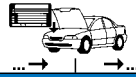










	2.0 i (18)	80		02.94	12.99	13.0460-2977.2	602977		21799	19,7 +/WK/S	LUC					
	2.5 D (18)	63		08.94	12.99											
	2.5 TD (18)	76		08.94	12.99											
	2.5 TDi (18)	79		12.96	12.99											
	2.0 i (18)	80		01.00	10.01											
	2.5 D (18)	63		01.00	10.01	13.0460-2852.2	602852		23603	19,7 +/WK/S	LUC					
	2.5 TD (18)	76		01.00	10.01											
	2.5 TDi (18)	79		01.00	11.00											
	2.8 HDi (18)	94		09.00	10.01											
	2.0 i (18)	80		11.01	03.02											
	2.5 D (18)	63		11.01	03.02	13.0460-4979.2	604979		23919	19,3 +/WK/Zub	BRE					
	2.5 TD (18)	76		11.01	03.02											
	2.8 HDi (18)	94		11.01	03.02											
	1.9 D (10)	51		01.99	10.01							24.0118-0108.1	418108		280	18,0 15,9 +B
	1.9 TD (10/14)	66		08.94	10.01											
1.9 TD (10/14)	68		02.94	10.01												
2.0 i (10/14)	80		02.94	10.01												
2.5 D (14)	63		08.94	10.01												
	1.9 D (10)	51		11.01	03.02	24.0124-0127.1	424127		280	24,0 21,9 V +B						
	1.9 TD (10/14)	66		11.01	03.02											
	1.9 TD (10/14)	68		11.01	03.02											
	2.0 i (10/14)	80		11.01	03.02											
	2.5 D (14)	63		11.01	03.02											
	2.5 TD (14)	76		08.94	03.02	24.0124-0138.1	424138		300	24,0 21,9 V +B						
	2.5 TDi (14)	79		12.96	11.00											
	2.8 HDi (14)	94		09.00	03.02											
	2.0 i (18)	80		02.94	03.02						13.0460-4980.2	604980		23921	20,3 /Zub	BRE
	2.5 D (18)	63		08.94	03.02											
2.5 TD (18)	76		08.94	03.02												
2.5 TDi (18)	79		12.96	11.00												
2.8 HDi (18)	94		09.00	03.02												
	1.9 D (10)	51		11.01	03.02	24.0116-0124.1	416124		280	16,0 14,2 +B						
	1.9 TD (10/14)	66		11.01	03.02											
	1.9 TD (10/14)	68		11.01	03.02											
	2.0 i (10/14)	80		11.01	03.02											
	2.5 D (14)	63		11.01	03.02											
	2.5 TD (14)	76		11.01	03.02	24.0116-0125.1	416125		280	16,0 14,2 +B						
	2.8 HDi (14)	94		11.01	03.02											
	2.0 i (18)	80		11.01	03.02						03.0137-0333.2	650333		254 x 57 HEB	LUC	
	2.5 D (18)	63		08.94	10.01											
	2.5 TD (18)	76		02.94	10.01											
2.5 TDi (14)	79		02.94	10.01												
2.8 HDi (14)	94		08.94	10.01												
	1.9 D (10)	51		01.99	10.01	03.0137-9219.2	669219		254 x 57 HEB	LUC						
	1.9 TD (10/14)	66		08.94	10.01											
	1.9 TD (10/14)	68		02.94	10.01											
	2.0 i (10/14)	80		02.94	10.01											
	2.5 D (14)	63		08.94	10.01											
	2.5 TD (14)	76		08.94	10.01	03.0137-0432.2	650432	- Quick Fit	254 x 57 HEB	AP						
	2.5 TDi (14)	79		12.96	11.00											
	2.8 HDi (14)	94		09.00	10.01											
	1.9 D (10)	51		11.01	03.02											
	1.9 TD (10/14)	66		11.01	03.02											
	1.9 TD (10/14)	68		11.01	03.02	03.0137-9285.2	669285		254 x 57 HEB	AP						
	2.0 i (10/14)	80		11.01	03.02											
	2.5 D (14)	63		11.01	03.02											
	2.5 TD (14)	76		11.01	03.02											
	2.8 HDi (14)	94		11.01	03.02											
	2.0 i (18)	80		02.94	10.01	03.0137-0334.2	650334		254 x 57 HEB	LUC						
	2.5 D (18)	63		08.94	10.01											
	2.5 TD (18)	76		08.94	10.01											
	2.5 TDi (18)	79		12.96	11.00											
	2.8 HDi (18)	94		09.00	10.01											
	1.9 D (10)	51		01.99	03.02	24.0225-4002.1	480048		254/255	x 63,5						
	1.9 TD (10/14)	66		08.94	03.02											
	1.9 TD (10/14)	68		02.94	03.02											
	2.0 i (10/14)	80		02.94	03.02											
	2.5 D (14)	63		08.94	03.02											
	2.5 TD (14)	76		08.94	03.02	24.0225-4005.1	480070		254/255,6	x 65						
	2.5 TDi (14)	79		12.96	11.00											
	2.8 HDi (14)	94		09.00	03.02											
	2.0 i (18)	80		02.94	10.01											
	2.5 D (18)	63		08.94	10.01											
	2.5 TD (18)	76		08.94	10.01											
	2.5 TDi (18)	79		12.96	11.00											
	2.8 HDi (18)	94		09.00	10.01											
	2.0 i (18)	80		02.94	10.01											
	2.5 D (18)	63		08.94	10.01											

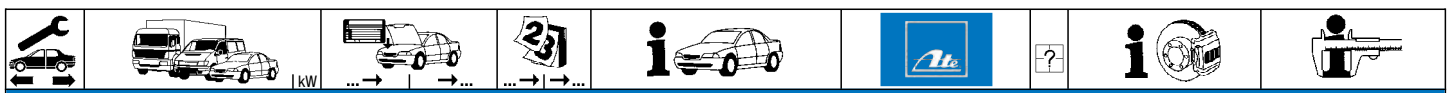
									
CITROEN JUMPER Bus (94-02)									
	1.9 D (10)	51		01.99	10.01	03.0520-0925.3	690925		25,40/254x57 TopKit LUC
	1.9 TD (10/14)	66		08.94	10.01				
	1.9 TD (10/14)	68		02.94	10.01				
	2.0 i (10/14)	80		02.94	10.01				
	2.5 D (14)	63		08.94	10.01				
	2.5 TD (14)	76		08.94	10.01	03.0520-0226.3	690226		26,99/254x57 TopKit LUC
	2.5 TDi (14)	79		12.96	11.00				
	2.8 HDi (14)	94		09.00	10.01				
	1.9 D (10)	51		11.01	03.02	03.0520-0326.3	690326	+ Quick Fit	26,99/254x57 TopKit AP
	1.9 TD (10/14)	66		11.01	03.02				
	1.9 TD (10/14)	68		11.01	03.02				
	2.0 i (10/14)	80		11.01	03.02				
	2.5 D (14)	63		11.01	03.02				
	2.5 TD (14)	76		11.01	03.02				
	2.8 HDi (14)	94		11.01	03.02				
	2.0 i (18)	80		02.94	10.01	03.0520-0728.3	690728		28,57/254x57 TopKit LUC
2.5 D (18)	63		08.94	10.01					
2.5 TD (18)	76		08.94	10.01					
2.5 TDi (18)	79		12.96	11.00					
2.8 HDi (18)	94		09.00	10.01					
CITROEN JUMPER Kasten (94-02)									
	1.9 D (10)	50		07.99	12.99	13.0460-2976.2	602976		21797 19,7 +/-WK/S LUC
	1.9 D (10)	51		02.94	12.99				
	1.9 TD (10/14)	66		03.94	12.99				
	1.9 TD (10/14)	68		03.94	12.99				
	2.0 i (10/14)	80		03.94	12.99				
	2.5 D (14)	63		03.94	12.99				
	2.5 TD (14)	76		03.94	12.99				
	2.5 TDi (14)	79		12.96	12.99				
	1.9 D (10)	50		01.00	10.01	13.0460-2850.2	602850		23602 19,7 +/-WK/S LUC
	1.9 D (10)	51		01.00	10.01				
	1.9 TD (10/14)	66		01.00	10.01				
	1.9 TD (10/14)	68		01.00	10.01				
	2.0 i (10/14)	80		01.00	10.01				
	2.5 D (14)	63		01.00	10.01				
	2.5 TD (14)	76		01.00	10.01				
	2.5 TDi (14)	79		01.00	11.00				
2.8 HDi (14)	94		09.00	10.01					
1.9 D (10)	50		11.01	03.02	13.0460-4978.2	604978		23917 19,3 +/-WK/Zub BRE	
1.9 D (10)	51		11.01	03.02					
1.9 TD (10/14)	66		11.01	03.02					
1.9 TD (10/14)	68		11.01	03.02					
2.0 HDi (10/14)	62		11.01	03.02					
2.0 i (10/14)	80		11.01	03.02					
2.5 D (14)	63		11.01	03.02					
2.5 TD (14)	76		11.01	03.02					
2.8 HDi (14)	94		11.01	03.02					
2.0 i (18)	80		03.94	12.99	13.0460-2977.2	602977		21799 19,7 +/-WK/S LUC	
2.5 D (18)	63		03.94	12.99					
2.5 TD (18)	76		03.94	12.99					
2.5 TDi (18)	79		12.96	12.99					
2.0 i (18)	80		01.00	10.01	13.0460-2852.2	602852		23603 19,7 +/-WK/S LUC	
2.5 D (18)	63		01.00	10.01					
2.5 TD (18)	76		01.00	10.01					
2.5 TDi (18)	79		01.00	11.00					
2.8 HDi (18)	94		09.00	10.01					
2.0 HDi (18)	62		11.01	03.02	13.0460-4979.2	604979		23919 19,3 +/-WK/Zub BRE	
2.0 i (18)	80		11.01	03.02					
2.5 D (18)	63		11.01	03.02					
2.5 TD (18)	76		11.01	03.02					
2.8 HDi (18)	94		11.01	03.02					
	1.9 D (10)	50		07.99	10.01	24.0118-0108.1	418108		280 18,0 15,9 +B
	1.9 D (10)	51		02.94	10.01				
	1.9 TD (10/14)	66		03.94	10.01				
	1.9 TD (10/14)	68		03.94	10.01				
	2.0 i (10/14)	80		03.94	10.01				
	2.5 D (14)	63		03.94	10.01				
	1.9 D (10)	50		11.01	03.02	24.0124-0127.1	424127		280 24,0 21,9 V +B
	1.9 D (10)	51		11.01	03.02				
	1.9 TD (10/14)	66		11.01	03.02				
	1.9 TD (10/14)	68		11.01	03.02				
	2.0 HDi (10/14)	62		11.01	03.02				
	2.0 i (10/14)	80		11.01	03.02				
	2.5 D (14)	63		11.01	03.02				
	2.5 TD (14)	76		03.94	03.02				
	2.5 TDi (14)	79		12.96	11.00				
	2.8 HDi (14)	94		09.00	03.02				
2.0 HDi (18)	62		11.01	03.02	24.0124-0138.1	424138		300 24,0 21,9 V +B	
2.0 i (18)	80		11.01	03.02					
2.5 D (18)	63		11.01	03.02					
2.5 TD (18)	76		03.94	03.02					
2.5 TDi (18)	79		12.96	11.00					
2.8 HDi (18)	94		09.00	03.02					



CITROEN JUMPER Kasten (94-02)

	1.9 D (10)	50		11.01	03.02	13.0460-4980.2	604980			23921 20,3 /Zub	BRE												
	1.9 D (10)	51		11.01	03.02																		
	1.9 TD (10/14)	66		11.01	03.02																		
	1.9 TD (10/14)	68		11.01	03.02																		
	2.0 HDi (10/14/18)	62		11.01	03.02																		
	2.0 i (10/14/18)	80		11.01	03.02																		
	2.5 D (14/18)	63		11.01	03.02																		
	2.5 TD (14/18)	76		11.01	03.02																		
	2.8 HDi (14/18)	94		11.01	03.02																		
	1.9 D (10)	50		11.01	03.02	24.0116-0124.1	416124			280 16,0 14,2 +B													
	1.9 D (10)	51		11.01	03.02																		
	1.9 TD (10/14)	66		11.01	03.02																		
	1.9 TD (10/14)	68		11.01	03.02																		
	2.0 HDi (10/14)	62		11.01	03.02																		
	2.0 i (10/14)	80		11.01	03.02																		
	2.5 D (14)	63		11.01	03.02																		
	2.5 TD (14)	76		11.01	03.02																		
	2.8 HDi (14)	94		11.01	03.02																		
	2.0 HDi (18)	62		11.01	03.02							24.0116-0125.1	416125			280 16,0 14,2 +B							
	2.0 i (18)	80		11.01	03.02																		
	2.5 D (18)	63		11.01	03.02																		
	2.5 TD (18)	76		11.01	03.02																		
	2.5 TD (18)	76		11.01	03.02																		
	2.8 HDi (18)	94		11.01	03.02																		
	1.9 D (10)	50		07.99	10.01	03.0137-0333.2	650333			254 x 57 HEB	LUC												
	1.9 D (10)	51		02.94	10.01																		
	1.9 TD (10/14)	66		03.94	10.01																		
	1.9 TD (10/14)	68		03.94	10.01																		
	2.0 i (10/14)	80		03.94	10.01																		
	2.5 D (14)	63		03.94	10.01																		
	2.5 TD (14)	76		03.94	10.01																		
	2.5 TDi (14)	79		12.96	11.00																		
	2.8 HDi (14)	94		09.00	10.01																		
	1.9 D (10)	50		11.01	03.02							03.0137-0432.2	650432	- Quick Fit		254 x 57 HEB	AP						
	1.9 D (10)	51		11.01	03.02																		
	1.9 TD (10/14)	66		11.01	03.02																		
	1.9 TD (10/14)	68		11.01	03.02																		
	2.0 HDi (10/14)	62		11.01	03.02																		
	2.0 i (10/14)	80		11.01	03.02																		
	2.5 D (14)	63		11.01	03.02																		
	2.5 TD (14)	76		11.01	03.02																		
	2.5 TDi (14)	79		11.01	03.02																		
	2.8 HDi (14)	94		11.01	03.02																		
	2.0 i (18)	80		03.94	10.01													03.0137-0334.2	650334			254 x 57 HEB	LUC
	2.5 D (18)	63		03.94	10.01																		
	2.5 TD (18)	76		03.94	10.01																		
	2.5 TDi (18)	79		03.94	11.00																		
	2.5 TDi (18)	79		03.94	11.00																		
2.8 HDi (18)	94		09.00	10.01																			
	1.9 D (10)	50		07.99	03.02	24.0225-4002.1	480048			254/255 x 63,5													
	1.9 D (10)	51		02.94	03.02																		
	1.9 TD (10/14)	66		03.94	03.02																		
	1.9 TD (10/14)	68		03.94	03.02																		
	2.0 HDi (10/14)	62		11.01	03.02																		
	2.0 i (10/14)	80		03.94	03.02																		
	2.5 D (14)	63		03.94	03.02																		
	2.5 TD (14)	76		03.94	03.02																		
	2.5 TDi (14)	79		12.96	11.00																		
	2.8 HDi (14)	94		09.00	03.02																		
	2.0 i (18)	80		03.94	10.01							24.0225-4005.1	480070			254/255,6 x 65							
	2.5 D (18)	63		03.94	10.01																		
	2.5 TD (18)	76		03.94	10.01																		
	2.5 TDi (18)	79		12.96	11.00																		
	2.5 TDi (18)	79		12.96	11.00																		
	2.8 HDi (18)	94		09.00	10.01																		
		1.9 D (10)	50		07.99							10.01	03.0520-0925.3	690925			25,40/254x57 TopKit	LUC					
		1.9 D (10)	51		02.94							10.01											
1.9 TD (10/14)		66		03.94	10.01																		
1.9 TD (10/14)		68		03.94	10.01																		
2.0 i (10/14)		80		03.94	10.01																		
2.5 D (14)		63		03.94	10.01																		
2.5 TD (14)		76		03.94	10.01	03.0520-0226.3	690226			26,99/254x57 TopKit	LUC												
2.5 TDi (14)		79		12.96	11.00																		
2.8 HDi (14)		94		09.00	10.01																		
1.9 D (10)		50		11.01	03.02							03.0520-0326.3							690326	+ Quick Fit		26,99/254x57 TopKit	AP
1.9 D (10)		51		11.01	03.02																		
1.9 TD (10/14)		66		11.01	03.02																		
1.9 TD (10/14)		68		11.01	03.02																		
2.0 HDi (10/14)		62		11.01	03.02																		
2.0 i (10/14)		80		11.01	03.02																		
2.5 D (14)		63		11.01	03.02																		
2.5 TD (14)		76		11.01	03.02																		
2.8 HDi (14)		94		11.01	03.02																		
2.0 i (18)		80		03.94	10.01	03.0520-0728.3	690728			28,57/254x57 TopKit	LUC												
2.5 D (18)		63		03.94	10.01																		
2.5 TD (18)		76		03.94	10.01																		
2.5 TDi (18)		79		12.96	11.00																		
2.5 TDi (18)		79		12.96	11.00																		
2.8 HDi (18)		94		09.00	10.01																		

										
CITROEN JUMPER Pritsche/Fahrgestell (94-02)										
	1.9 TD (10/14)	66		03.94	12.99	13.0460-2976.2	602976		21797 19,7 +/WK/S	LUC
	1.9 TD (10/14)	68		03.94	12.99					
	2.0 i (10/14)	80		03.94	12.99					
	2.5 D (14)	63		03.94	12.99					
	2.5 TD (14)	76		03.94	12.99					
	2.5 TDi (14)	79		12.96	12.99					
	1.9 TD (10/14)	66		01.00	10.01	13.0460-2850.2	602850		23602 19,7 +/WK/S	LUC
	1.9 TD (10/14)	68		01.00	10.01					
	2.0 i (10/14)	80		01.00	10.01					
	2.5 D (14)	63		01.00	10.01					
	2.5 TD (14)	76		01.00	10.01					
	2.5 TDi (14)	79		01.00	10.01					
	2.8 HDi (14)	94		09.00	10.01					
	1.9 TD (10/14)	66		11.01	03.02	13.0460-4978.2	604978		23917 19,3 +/WK/Zub	BRE
	1.9 TD (10/14)	68		11.01	03.02					
	2.0 i (10/14)	80		11.01	03.02					
	2.5 D (14)	63		11.01	03.02					
	2.5 TD (14)	76		11.01	03.02					
	2.5 TDi (14)	79		11.01	03.02					
	2.8 HDi (14)	94		11.01	03.02					
	2.0 i (18)	80		03.94	12.99	13.0460-2977.2	602977		21799 19,7 +/WK/S	LUC
	2.5 D (18)	63		03.94	12.99					
	2.5 TD (18)	76		03.94	12.99					
	2.5 TDi (18)	79		12.96	12.99					
2.0 i (18)	80		01.00	10.01	13.0460-2852.2	602852		23603 19,7 +/WK/S	LUC	
2.5 D (18)	63		01.00	10.01						
2.5 TD (18)	76		01.00	10.01						
2.5 TDi (18)	79		01.00	10.01						
2.8 HDi (18)	94		09.00	10.01						
2.0 i (18)	80		11.01	03.02	13.0460-4979.2	604979		23919 19,3 +/WK/Zub	BRE	
2.5 D (18)	63		11.01	03.02						
2.5 TD (18)	76		11.01	03.02						
2.5 TDi (18)	79		11.01	03.02						
2.8 HDi (18)	94		11.01	03.02						
	1.9 TD (10/14)	66		03.94	10.01	24.0118-0108.1	418108		280 18,0 15,9 +B	
	1.9 TD (10/14)	68		03.94	10.01					
	2.0 i (10/14)	80		03.94	10.01					
	2.5 D (14)	63		03.94	10.01					
	1.9 TD (10/14)	66		11.01	03.02	24.0124-0127.1	424127		280 24,0 21,9 V +B	
	1.9 TD (10/14)	68		11.01	03.02					
	2.0 i (10/14)	80		11.01	03.02					
	2.5 D (14)	63		11.01	03.02					
	2.5 TD (14)	76		03.94	03.02					
	2.5 TDi (14)	79		12.96	03.02					
	2.8 HDi (14)	94		09.00	03.02					
	2.0 i (18)	80		03.94	03.02	24.0124-0138.1	424138		300 24,0 21,9 V +B	
2.5 D (18)	63		03.94	03.02						
2.5 TD (18)	76		03.94	03.02						
2.5 TDi (18)	79		12.96	03.02						
2.8 HDi (18)	94		09.00	03.02						
	1.9 TD (10/14)	66		11.01	03.02	13.0460-4980.2	604980		23921 20,3 /Zub	BRE
	1.9 TD (10/14)	68		11.01	03.02					
	2.0 i (10/14/18)	80		11.01	03.02					
	2.5 D (14/18)	63		11.01	03.02					
	2.5 TD (14/18)	76		11.01	03.02					
	2.5 TDi (14/18)	79		11.01	03.02					
	2.8 HDi (14/18)	94		11.01	03.02					
	1.9 TD (10/14)	66		11.01	03.02	24.0116-0124.1	416124		280 16,0 14,2 +B	
	1.9 TD (10/14)	68		11.01	03.02					
	2.0 i (10/14)	80		11.01	03.02					
2.5 D (14)	63		11.01	03.02						
2.5 TD (14)	76		11.01	03.02						
2.5 TDi (14)	79		11.01	03.02						
2.8 HDi (14)	94		11.01	03.02						
2.0 i (18)	80		11.01	03.02	24.0116-0125.1	416125		280 16,0 14,2 +B		
2.5 D (18)	63		11.01	03.02						
2.5 TD (18)	76		11.01	03.02						
2.5 TDi (18)	79		11.01	03.02						
2.8 HDi (18)	94		11.01	03.02						
	1.9 TD (10/14)	66		03.94	10.01	03.0137-0333.2	650333		254 x 57 HEB	LUC
	1.9 TD (10/14)	68		03.94	10.01	03.0137-9219.2	669219		Bremsbacken-Zubehör	LUC
	2.0 i (10/14)	80		03.94	10.01					
	2.5 D (14)	63		03.94	10.01					
	2.5 TD (14)	76		03.94	10.01					
	2.5 TDi (14)	79		12.96	10.01					
	2.8 HDi (14)	94		09.00	10.01					
	1.9 TD (10/14)	66		11.01	03.02	03.0137-0432.2	650432	- Quick Fit	254 x 57 HEB	AP
	1.9 TD (10/14)	68		11.01	03.02	03.0137-9285.2	669285		Bremsbacken-Zubehör	AP
	2.0 i (10/14)	80		11.01	03.02					
	2.5 D (14)	63		11.01	03.02					
	2.5 TD (14)	76		11.01	03.02					
	2.5 TDi (14)	79		11.01	03.02					
	2.8 HDi (14)	94		11.01	03.02					
	2.0 i (18)	80		03.94	10.01	03.0137-0334.2	650334		254 x 57 HEB	LUC
	2.5 D (18)	63		03.94	10.01	03.0137-9219.2	669219		Bremsbacken-Zubehör	LUC



CITROEN JUMPER Pritsche/Fahrgestell (94-02)

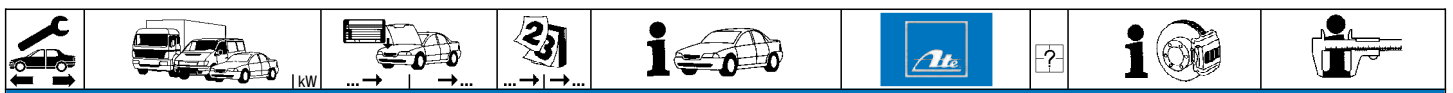
	2.5 TD (18)	76		03.94	10.01		03.0137-0334.2	650334			254 x 57 HEB	LUC
	2.5 TDi (18)	79		12.96	10.01		03.0137-9219.2	669219			Bremsbacken-Zubehör	LUC
	2.8 HDi (18)	94		09.00	10.01							
	1.9 TD (10/14)	66		03.94	03.02		24.0225-4002.1	480048			254/255 x 63,5	
	1.9 TD (10/14)	68		03.94	03.02							
	2.0 i (10/14)	80		03.94	03.02							
	2.5 D (14)	63		03.94	03.02							
	2.5 TD (14)	76		03.94	03.02							
	2.5 TDi (14)	79		12.96	03.02							
	2.8 HDi (14)	94		09.00	03.02							
	2.0 i (18)	80		03.94	10.01		24.0225-4005.1	480070			254/255,6 x 65	
	2.5 D (18)	63		03.94	10.01							
	2.5 TD (18)	76		03.94	10.01							
	2.5 TDi (18)	79		12.96	10.01							
	2.8 HDi (18)	94		09.00	10.01							
	1.9 TD (10/14)	66		03.94	10.01		03.0520-0925.3	690925			25,40/254x57 TopKit	LUC
	1.9 TD (10/14)	68		03.94	10.01							
	2.0 i (10/14)	80		03.94	10.01							
	2.5 D (14)	63		03.94	10.01							
	2.5 TD (14)	76		03.94	10.01		03.0520-0226.3	690226			26,99/254x57 TopKit	LUC
	2.5 TDi (14)	79		12.96	10.01							
	2.8 HDi (14)	94		09.00	10.01							
	1.9 TD (10/14)	66		11.01	03.02		03.0520-0326.3	690326	+ Quick Fit		26,99/254x57 TopKit	AP
	1.9 TD (10/14)	68		11.01	03.02							
	2.0 i (10/14)	80		11.01	03.02							
	2.5 D (14)	63		11.01	03.02							
	2.5 TD (14)	76		11.01	03.02							
	2.5 TDi (14)	79		11.01	03.02							
	2.8 HDi (14)	94		11.01	03.02							
	2.0 i (18)	80		03.94	10.01		03.0520-0728.3	690728			28,57/254x57 TopKit	LUC
	2.5 D (18)	63		03.94	10.01							
	2.5 TD (18)	76		03.94	10.01							
	2.5 TDi (18)	79		12.96	10.01							
	2.8 HDi (18)	94		09.00	10.01							

CITROEN JUMPER (02-06)

	2.0 HDi (10/14)	62		04.02	03.06		13.0460-4978.2	604978			23917 19,3 +/WK/Zub	BRE
	2.0 i (10/14)	81		04.02	03.06							
	2.2 HDi (10/14)	74		04.02	03.06							
	2.8 HDi (10/14)			04.02	03.06							
	2.8 HDi 4x4(10/14/18)			04.02	03.06	Nutzlast 1000 KG / 1400 KG ¹⁾						
	2.0 HDi (18)	62		04.02	03.06		13.0460-4979.2	604979			23919 19,3 +/WK/Zub	BRE
	2.0 i (18)	81		04.02	03.06							
	2.2 HDi (18)	74		04.02	03.06							
	2.8 HDi (18)			04.02	03.06							
	2.8 HDi 4x4(10/14/18)			04.02	03.06	Nutzlast 1800 KG ²⁾						
	2.0 HDi (10/14)	62		04.02	03.06		24.0124-0127.1	424127			280 24,0 21,9 V +B	
	2.0 i (10/14)	81		04.02	03.06							
	2.2 HDi (10/14)	74		04.02	03.06							
	2.8 HDi (10/14)			04.02	03.06							
	2.8 HDi 4x4(10/14/18)			04.02	03.06	Nutzlast 1000 KG / 1400 KG ¹⁾						
	2.0 HDi (18)	62		04.02	03.06		24.0124-0138.1	424138			300 24,0 21,9 V +B	
	2.0 i (18)	81		04.02	03.06							
	2.2 HDi (18)	74		04.02	03.06							
	2.8 HDi (18)			04.02	03.06							
	2.8 HDi 4x4(10/14/18)			04.02	03.06	Nutzlast 1800 KG ²⁾						
	2.0 HDi (10/14/18)	62		04.02	03.06		13.0460-4980.2	604980			23921 20,3 /Zub	BRE
	2.0 i (10/14/18)	81		04.02	03.06							
	2.2 HDi (10/14/18)	74		04.02	03.06							
	2.8 HDi (10/14/18)			04.02	03.06							
	2.8 HDi 4x4(10/14/18)			04.02	03.06							
	2.0 HDi (10/14)	62		04.02	03.06		24.0116-0124.1	416124			280 16,0 14,2 +B	
	2.0 i (10/14)	81		04.02	03.06							
	2.2 HDi (10/14)	74		04.02	03.06							
	2.8 HDi (10/14)			04.02	03.06							
	2.8 HDi 4x4(10/14/18)			04.02	03.06	Nutzlast 1000 KG / 1400 KG ¹⁾						
	2.0 HDi (18)	62		04.02	03.06		24.0116-0125.1	416125			280 16,0 14,2 +B	
	2.0 i (18)	81		04.02	03.06							
	2.2 HDi (18)	74		04.02	03.06							
	2.8 HDi (18)			04.02	03.06							
	2.8 HDi 4x4(10/14/18)			04.02	03.06	Nutzlast 1800 KG ²⁾						
	2.0 HDi (10/14)	62		04.02	03.06		03.0137-0432.2	650432	- Quick Fit		254 x 57 HEB	AP
	2.0 i (10/14)	81		04.02	03.06		03.0137-9285.2	669285			Bremsbacken-Zubehör	AP
	2.2 HDi (10/14)	74		04.02	03.06							
	2.8 HDi (10/14)			04.02	03.06							
	2.8 HDi 4x4(10/14/18)			04.02	03.06							
	2.0 HDi (10/14)	62		04.02	03.06		24.0225-4002.1	480048			254/255 x 63,5	
	2.0 i (10/14)	81		04.02	03.06							
	2.2 HDi (10/14)	74		04.02	03.06							
	2.8 HDi (10/14)			04.02	03.06							
	2.8 HDi 4x4(10/14/18)			04.02	03.06							

¹⁾ payload 1000 KG / 1400 KG / carico utile 1000 KG / 1400 KG / charge utile 1000 KG / 1400 KG / carga útil 1000 KG / 1400 KG

²⁾ payload 1800 KG / carico utile 1800 KG / charge utile 1800 KG / carga útil 1800 KG



CITROEN JUMPER (02-06)

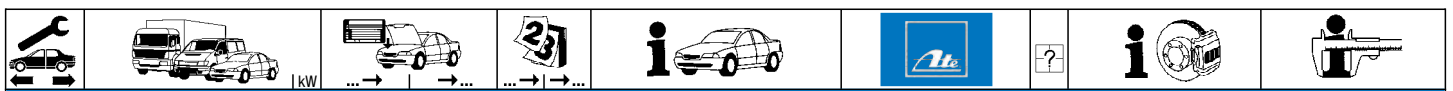
	2.0 HDi (10/14) 2.0 i (10/14) 2.2 HDi (10/14) 2.8 HDi (10/14) 2.8 HDi 4x4(10/14/18)	62 81 74		04.02 04.02 04.02 04.02 04.02	03.06 03.06 03.06 03.06 03.06	03.0520-0326.3	690326	+ Quick Fit	26,99/254x57 TopKit	AP
	2.0 Bifuel 2.0 HDi (10/14/18) 2.0 i (10/14/18) 2.2 HDi (10/14/18) 2.8 HDi (10/14/18) 2.8 HDi 4x4(10/14/18)	81 62 81 74		02.03 04.02 04.02 04.02 04.02 04.02	03.06 03.06 03.06 03.06 03.06 03.06	03.0137-4002.2	654002	- Stützlager 1)	172 x 42 /Zub	

CITROEN JUMPER (06-)

	2.2 HDi 100 2.2 HDi 110 2.2 HDi 120 2.2 HDi 130 2.2 HDi 150 3.0 HDi 145 3.0 HDi 155 3.0 HDi 160 3.0 HDi 180	74 81 88 96 110 107 115 116 130		04.06 07.11 04.06 07.11 07.11 07.10 07.10 09.06 07.11	Nutzlast 120/140 ²⁾ Nutzlast 120/140 ²⁾ Nutzlast 120/140 ²⁾ Nutzlast 120/140 ²⁾ Nutzlast 120/140 ²⁾ Nutzlast 120/140 ²⁾ Nutzlast 120/140 ²⁾ Nutzlast 120/140 ²⁾ Nutzlast 120/140 ²⁾	13.0460-4807.2	604807		24468 19,1 +/-WK/Zub	BRE
	2.2 HDi 100 2.2 HDi 110 2.2 HDi 120 2.2 HDi 130 2.2 HDi 150 3.0 HDi 145 3.0 HDi 155 3.0 HDi 160 3.0 HDi 180	74 81 88 96 110 107 115 116 130		04.06 07.11 04.06 07.11 07.11 07.10 07.10 09.06 07.11	Nutzlast leicht 160 ³⁾ Nutzlast leicht 160 ³⁾ Nutzlast leicht 160 ³⁾ Nutzlast leicht 160 ³⁾ Nutzlast leicht 160 ³⁾ Nutzlast leicht 160 ³⁾ Nutzlast leicht 160 ³⁾ Nutzlast leicht 160 ³⁾ Nutzlast leicht 160 ³⁾	13.0460-4809.2	604809		24468 19,1 +/-WK/Zub	BRE
	2.2 HDi 100 2.2 HDi 110 2.2 HDi 120 2.2 HDi 130 2.2 HDi 150 3.0 HDi 145 3.0 HDi 155 3.0 HDi 160 3.0 HDi 180	74 81 88 96 110 107 115 116 130		04.06 07.11 04.06 07.11 07.11 07.10 07.10 09.06 07.11	Nutzlast schwer 160 ⁴⁾ Nutzlast schwer 160 ⁴⁾ Nutzlast schwer 160 ⁴⁾ Nutzlast schwer 160 ⁴⁾ Nutzlast schwer 160 ⁴⁾ Nutzlast schwer 160 ⁴⁾ Nutzlast schwer 160 ⁴⁾ Nutzlast schwer 160 ⁴⁾ Nutzlast schwer 160 ⁴⁾	13.0460-4810.2	604810		24466 19,1 +/-WK/Zub	BRE
	2.2 HDi 100 2.2 HDi 110 2.2 HDi 120 2.2 HDi 130 2.2 HDi 150 3.0 HDi 145 3.0 HDi 155 3.0 HDi 160 3.0 HDi 180	74 81 88 96 110 107 115 116 130		04.06 07.11 04.06 07.11 07.11 07.10 07.10 09.06 07.11	Nutzlast 200 ⁵⁾ Nutzlast 200 ⁵⁾ Nutzlast 200 ⁵⁾ Nutzlast 200 ⁵⁾ Nutzlast 200 ⁵⁾ Nutzlast 200 ⁵⁾ Nutzlast 200 ⁵⁾ Nutzlast 200 ⁵⁾ Nutzlast 200 ⁵⁾	13.0460-4811.2	604811		24466 19,1 +/-WK/Zub	BRE
	2.2 HDi 100 2.2 HDi 110 2.2 HDi 120 2.2 HDi 130 2.2 HDi 150 3.0 HDi 145 3.0 HDi 155 3.0 HDi 160 3.0 HDi 180	74 81 88 96 110 107 115 116 130		04.06 07.11 04.06 07.11 07.11 07.10 07.10 09.06 07.11	Nutzlast 120/140 ²⁾ Nutzlast 120/140 ²⁾ Nutzlast 120/140 ²⁾ Nutzlast 120/140 ²⁾ Nutzlast 120/140 ²⁾ Nutzlast 120/140 ²⁾ Nutzlast 120/140 ²⁾ Nutzlast 120/140 ²⁾ Nutzlast 120/140 ²⁾	24.0124-0127.1	424127		280 24,0 21,9 V +B	
	2.2 HDi 100 2.2 HDi 110 2.2 HDi 120 2.2 HDi 130 2.2 HDi 150 3.0 HDi 145 3.0 HDi 155 3.0 HDi 160 3.0 HDi 180	74 81 88 96 110 107 115 116 130		04.06 07.11 04.06 07.11 07.11 07.10 07.10 09.06 07.11	Nutzlast leicht 160 ³⁾ Nutzlast leicht 160 ³⁾ Nutzlast leicht 160 ³⁾ Nutzlast leicht 160 ³⁾ Nutzlast leicht 160 ³⁾ Nutzlast leicht 160 ³⁾ Nutzlast leicht 160 ³⁾ Nutzlast leicht 160 ³⁾ Nutzlast leicht 160 ³⁾	24.0128-0213.1	428213		280 28,0 25,9 V +B	
	2.2 HDi 100 2.2 HDi 110 2.2 HDi 120 2.2 HDi 130 2.2 HDi 150 3.0 HDi 145 3.0 HDi 155 3.0 HDi 160 3.0 HDi 180	74 81 88 96 110 107 115 116 130		04.06 07.11 04.06 07.11 07.11 07.10 07.10 09.06 07.11	Nutzlast schwer 160 ⁴⁾ Nutzlast schwer 160 ⁴⁾ Nutzlast schwer 160 ⁴⁾ Nutzlast schwer 160 ⁴⁾ Nutzlast schwer 160 ⁴⁾ Nutzlast schwer 160 ⁴⁾ Nutzlast schwer 160 ⁴⁾ Nutzlast schwer 160 ⁴⁾ Nutzlast schwer 160 ⁴⁾	24.0124-0138.1	424138		300 24,0 21,9 V +B	
	2.2 HDi 100 2.2 HDi 110 2.2 HDi 120 2.2 HDi 130 2.2 HDi 150 3.0 HDi 145 3.0 HDi 155 3.0 HDi 160 3.0 HDi 180	74 81 88 96 110 107 115 116 130		04.06 07.11 04.06 07.11 07.11 07.10 07.10 09.06 07.11	Nutzlast 200 ⁵⁾ Nutzlast 200 ⁵⁾ Nutzlast 200 ⁵⁾ Nutzlast 200 ⁵⁾ Nutzlast 200 ⁵⁾ Nutzlast 200 ⁵⁾ Nutzlast 200 ⁵⁾ Nutzlast 200 ⁵⁾ Nutzlast 200 ⁵⁾	24.0132-0131.1	432131		300 32,0 29,9 V +B	

1) - support bearing / - cuscinetto di spinta / - palier d'appui / - soporte de apoyo
 2) payload 120/140 / carico utile 120/140 / charge utile 120/140 / carga útil 120/140
 3) light payload 160 / carico utile leggero 160 / charge utile légère 160 / carga útil ligera 160
 4) heavy payload 160 / carico utile pesante 160 / charge utile lourde 160 / carga útil pesada 160
 5) payload 200 / carico utile 200 / charge utile 200 / carga útil 200





CITROEN JUMPER (06-)

	2.2 HDi 100	74		04.06		13.0460-4812.2	604812		24465 19,2 /Zub/S	BRE
	2.2 HDi 110	81		07.11						
	2.2 HDi 120	88		04.06						
	2.2 HDi 130	96		07.11						
	2.2 HDi 150	110		07.11						
	3.0 HDi 145	107		07.10						
	3.0 HDi 155	115		07.10						
	3.0 HDi 160	116		09.06						
	3.0 HDi 180	130		07.11						
	2.2 HDi 100	74		04.06	Nutzlast 120/140+ leicht 16Q ¹⁾	24.0116-0124.1	416124		280 16,0 14,2 +B	
	2.2 HDi 110	81		07.11	Nutzlast 120/140+ leicht 16Q ¹⁾					
	2.2 HDi 120	88		04.06	Nutzlast 120/140+ leicht 16Q ¹⁾					
	2.2 HDi 130	96		07.11	Nutzlast 120/140+ leicht 16Q ¹⁾					
	2.2 HDi 150	110		07.11	Nutzlast 120/140+ leicht 16Q ¹⁾					
	3.0 HDi 145	107		07.10	Nutzlast 120/140+ leicht 16Q ¹⁾					
	3.0 HDi 155	115		07.10	Nutzlast 120/140+ leicht 16Q ¹⁾					
	3.0 HDi 160	116		09.06	Nutzlast 120/140+ leicht 16Q ¹⁾					
	3.0 HDi 180	130		07.11	Nutzlast 120/140+ leicht 16Q ¹⁾					
	2.2 HDi 100	74		04.06	Nutzlast schwer 16Q ²⁾	24.0116-0125.1	416125		280 16,0 14,2 +B	
	2.2 HDi 110	81		07.11	Nutzlast schwer 16Q ²⁾					
	2.2 HDi 120	88		04.06	Nutzlast schwer 16Q ²⁾					
	2.2 HDi 130	96		07.11	Nutzlast schwer 16Q ²⁾					
	2.2 HDi 150	110		07.11	Nutzlast schwer 16Q ²⁾					
	3.0 HDi 145	107		07.10	Nutzlast schwer 16Q ²⁾					
	3.0 HDi 155	115		07.10	Nutzlast schwer 16Q ²⁾					
	3.0 HDi 160	116		09.06	Nutzlast schwer 16Q ²⁾					
	3.0 HDi 180	130		07.11	Nutzlast schwer 16Q ²⁾					
	2.2 HDi 100	74		04.06	Nutzlast 20Q ³⁾	24.0116-0123.1	416123		300 16,0 14,2 +B	
	2.2 HDi 110	81		07.11	Nutzlast 20Q ³⁾					
	2.2 HDi 120	88		04.06	Nutzlast 20Q ³⁾					
	2.2 HDi 130	96		07.11	Nutzlast 20Q ³⁾					
	2.2 HDi 150	110		07.11	Nutzlast 20Q ³⁾					
	3.0 HDi 145	107		07.10	Nutzlast 20Q ³⁾					
	3.0 HDi 155	115		07.10	Nutzlast 20Q ³⁾					
	3.0 HDi 160	116		09.06	Nutzlast 20Q ³⁾					
	3.0 HDi 180	130		07.11	Nutzlast 20Q ³⁾					
	2.2 HDi 100	74		04.06		03.0137-4004.2	654004		172 x 42 /Zub	
	2.2 HDi 110	81		07.11						
	2.2 HDi 120	88		04.06						
	2.2 HDi 130	96		07.11						
	2.2 HDi 150	110		07.11						
	3.0 HDi 145	107		07.10						
	3.0 HDi 155	115		07.10						
	3.0 HDi 160	116		09.06						
	3.0 HDi 180	130		07.11						

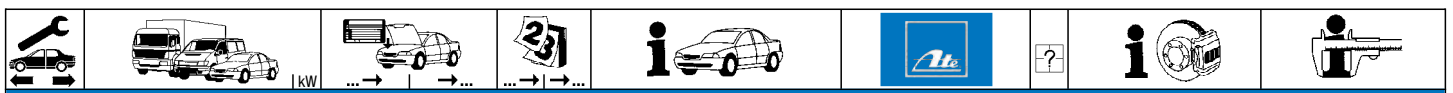
CITROEN JUMPY Kombi (95-06)

	1.6		ORGA 09792	10.95		13.0460-2978.2	602978		21801 19,0 +/WK/S	LUC
	1.9 D	51	ORGA 09155	10.95						
	1.9 TD	66	ORGA 09792	10.95						
	1.9 TD	68	ORGA 09792	04.96						
	2.0 16V	100	ORGA 09792	04.00						
	2.0 16V	102	ORGA 09792	03.00						
	2.0 HDi	69	ORGA 09792	10.99						
	2.0 HDi	80	ORGA 09792	03.00						
	1.6		ORGA 09155	10.95		13.0460-3957.2	603957		23042 19,0 /WK/Zub	BDX
1.9 D	51	ORGA 09156	12.06							
1.6		ORGA 09793	12.06		13.0460-2863.2	602863		20261 19,0 +/WK/S	LUC	
1.9 TD	66	ORGA 09793	12.06							
2.0 16V	100	ORGA 09793	12.06							
2.0 16V	102	ORGA 09793	12.06							
2.0 HDi	69	ORGA 09793	12.06							
2.0 HDi	80	ORGA 09793	12.06							
	1.6		ORGA 09155	10.95		24.0120-0155.1	420155		258 20,0 18,2 V L +B	
	1.9 D	51	ORGA 09155	10.95						
	1.9 TD	66	ORGA 09155	10.95						
	1.9 TD	68	ORGA 09155	04.96						
	2.0 16V	100	ORGA 09155	04.00						
	2.0 16V	102	ORGA 09155	03.00						
	2.0 HDi	69	ORGA 09155	10.99						
	2.0 HDi	80	ORGA 09155	03.00						
	1.6		ORGA 09792	10.95		24.0126-0104.1	426104		281 26,0 24,2 V +B	
1.9 D	51	ORGA 09792	10.95							
1.9 TD	66	ORGA 09792	10.95							
1.9 TD	68	ORGA 09792	04.96							
2.0 16V	100	ORGA 09792	04.00							
2.0 16V	102	ORGA 09792	03.00							
2.0 HDi	69	ORGA 09792	10.99							
2.0 HDi	80	ORGA 09792	03.00							
	1.6		ORGA 09793	12.06		24.0128-0136.1	428136		285 28,0 26,0 V +B	
	1.9 D	51	ORGA 09793	12.06		24.0328-0136.1	528136		285 28,0 26,0 V +B PD	
	1.9 TD	66	ORGA 09793	12.06						
	1.9 TD	68	ORGA 09793	12.06						
	2.0 16V	100	ORGA 09793	12.06						
	2.0 16V	102	ORGA 09793	12.06						
	2.0 HDi	69	ORGA 09793	12.06						
	2.0 HDi	80	ORGA 09793	12.06						

¹⁾ payload 120/140+ light 16Q / carico utile 120/140+ leggero 16Q / charge utile 120/140+ légère 16Q / carga útil 120/140+ ligera 16Q

²⁾ heavy payload 16Q / carico utile pesante 16Q / charge utile lourde 16Q / carga útil pesada 16Q

³⁾ payload 20Q / carico utile 20Q / charge utile 20Q / carga útil 20Q




























CITROEN JUMPY Kombi (95-06)

	2.0 HDi	80	ORGA 09793		12.06		24.0128-0136.1 24.0328-0136.1	428136 528136		285 28,0 26,0 V +B 285 28,0 26,0 V +B PD
	1.6 1.9 D 1.9 TD 1.9 TD 2.0 16V 2.0 16V 2.0 HDi 2.0 HDi	51 66 68 100 102 69 80			10.95 10.95 10.95 04.96 04.00 03.00 10.99 03.00	12.06 12.06 12.06 12.06 12.06 12.06 12.06 12.06		03.0137-0314.2 03.0137-9208.2	650314 669208	255 x 61 Bremsbacken-Zubehör
	1.6 1.9 D 1.9 TD 1.9 TD 2.0 16V 2.0 16V 2.0 HDi 2.0 HDi	51 66 68 100 102 69 80			10.95 10.95 10.95 04.96 04.00 03.00 10.99 03.00	12.06 12.06 12.06 12.06 12.06 12.06 12.06 12.06	24.0225-5003.1	480066		255/256 x 67
	1.6 1.9 D 1.9 TD 1.9 TD 2.0 16V 2.0 16V 2.0 HDi 2.0 HDi	51 66 68 100 102 69 80			10.95 10.95 10.95 04.96 04.00 03.00 10.99 03.00	12.06 12.06 12.06 12.06 12.06 12.06 12.06 12.06	03.0520-2619.3	692619		19,05/255x61 TopKit BDX

CITROEN JUMPY Kasten (95-06)

	1.6 1.9 D 1.9 D 70 1.9 TD 2.0 16V 2.0 HDi 110 2.0 HDi 95	51 51 66 102 80 69	ORGA 09792 ORGA 09155 ORGA 09155 ORGA 09155 ORGA 09792 ORGA 09792 ORGA 09792	10.95 10.95 04.98 10.95 03.00 01.02 10.99	+ 0,8/0,9 t + 0,8/0,9 t + 0,8/0,9 t + 0,8/0,9 t + 0,8/0,9 t + 0,8/0,9 t + 0,8/0,9 t		13.0460-3957.2 13.0460-2978.2	603957 602978		23042 19,0 /WK/Zub BDX 21801 19,0 +/WK/S LUC
	1.9 D 1.9 D 70 1.9 TD	51 51 66	ORGA 09156 ORGA 09156 ORGA 09156	12.06 12.06 12.06	+ 0,8/0,9 t + 0,8/0,9 t + 0,8/0,9 t		13.0460-3957.2	603957		23042 19,0 /WK/Zub BDX
	1.6 2.0 16V 2.0 HDi 110 2.0 HDi 95	102 80 69	ORGA 09793 ORGA 09793 ORGA 09793 ORGA 09793	12.06 12.06 12.06 12.06	+ 0,8/0,9 t + 0,8/0,9 t + 0,8/0,9 t + 0,8/0,9 t		13.0460-2863.2	602863		20261 19,0 +/WK/S LUC
	1.6 1.9 D 70 1.9 TD 2.0 16V 2.0 HDi 110 2.0 HDi 95	51 66 102 80 69	ORGA 09155 ORGA 09155 ORGA 09155 ORGA 09155 ORGA 09155 ORGA 09155	10.95 04.98 10.95 03.00 01.02 10.99	+ 0,8 t + 0,8 t + 0,8 t + 0,8 t + 0,8 t + 0,8 t		24.0120-0155.1	420155		258 20,0 18,2 V L +B
	1.6 1.6 1.9 D 70 1.9 D 70 1.9 TD 1.9 TD 2.0 16V 2.0 16V 2.0 HDi 110 2.0 HDi 110 2.0 HDi 95 2.0 HDi 95	51 51 66 66 102 102 80 80 69 69	ORGA 09156 ORGA 09792 ORGA 09792 ORGA 09792 ORGA 09792 ORGA 09792 ORGA 09792 ORGA 09792 ORGA 09156 ORGA 09792 ORGA 09792 ORGA 09792	10.95 10.95 04.98 10.95 03.00 01.02 10.99	+ 0,8 t + 0,9 t + 0,8 t + 0,9 t + 0,8 t + 0,9 t + 0,8 t + 0,9 t + 0,8 t + 0,9 t + 0,8 t + 0,9 t		24.0126-0104.1	426104		281 26,0 24,2 V +B
	1.6 1.6 1.9 D 70 1.9 D 70 1.9 TD 1.9 TD 2.0 16V 2.0 16V 2.0 HDi 110 2.0 HDi 110 2.0 HDi 95 2.0 HDi 95	51 51 66 66 102 102 80 80 69 69	ORGA 09793 ORGA 09793 ORGA 09793 ORGA 09793 ORGA 09793 ORGA 09793 ORGA 09793 ORGA 09793 ORGA 09793 ORGA 09793 ORGA 09793 ORGA 09793	12.06 12.06 12.06 12.06 12.06 12.06 12.06 12.06 12.06 12.06 12.06 12.06	+ 0,8 t + 0,9 t + 0,8 t + 0,9 t + 0,8 t + 0,9 t + 0,8 t + 0,9 t + 0,8 t + 0,9 t + 0,8 t + 0,9 t		24.0128-0136.1 24.0328-0136.1	428136 528136		285 28,0 26,0 V +B 285 28,0 26,0 V +B PD
	1.6 1.9 D 1.9 D 70 1.9 TD 2.0 16V 2.0 HDi 110 2.0 HDi 95	51 51 66 102 80 69			10.95 10.95 04.98 10.95 03.00 01.02 10.99	12.06 12.06 12.06 12.06 12.06 12.06 12.06		03.0137-0314.2 03.0137-9208.2	650314 669208	255 x 61 Bremsbacken-Zubehör
	1.6 1.9 D 1.9 D 70 1.9 TD 2.0 16V 2.0 HDi 110	51 51 66 102 80			10.95 10.95 04.98 10.95 03.00 01.02	12.06 12.06 12.06 12.06 12.06 12.06	24.0225-5003.1	480066		255/256 x 67


























									
CITROEN JUMPY Kasten (95-06)									
	2.0 HDi 95	69		10.99	12.06		24.0225-5003.1	480066	255/256 x 67
	1.6 1.9 D 1.9 D 70 1.9 TD 2.0 16V 2.0 HDi 110 2.0 HDi 95	51 51 66 102 80 69		10.95 10.95 04.98 10.95 03.00 01.02 10.99	12.06 12.06 12.06 12.06 12.06 12.06 12.06		03.0520-2619.3	692619	19,05/255x61 TopKit BDX
CITROEN JUMPY Pritsche/Fahrgestell (99-06)									
	1.9 TD 2.0 HDi	68 69	ORGA 09792 ORGA 09792	10.99 10.99			13.0460-2978.2	602978	21801 19,0 +WK/S LUC
	1.9 TD 2.0 HDi	68 69	ORGA 09793 ORGA 09793		12.06 12.06		13.0460-2863.2	602863	20261 19,0 +WK/S LUC
	1.9 TD 2.0 HDi	68 69	ORGA 09792 ORGA 09792	10.99 10.99			24.0126-0104.1	426104	281 26,0 24,2 V +B
	1.9 TD 2.0 HDi	68 69	ORGA 09793 ORGA 09793		12.06 12.06		24.0128-0136.1 24.0328-0136.1	428136 528136	285 28,0 26,0 V +B 285 28,0 26,0 V +B PD
	1.9 TD 2.0 HDi	68 69		10.99 10.99	12.06 12.06		03.0137-0314.2 03.0137-9208.2	650314 669208	255 x 61 Bremsbacken-Zubehör
	1.9 TD 2.0 HDi	68 69		10.99 10.99	12.06 12.06		24.0225-5003.1	480066	255/256 x 67
	1.9 TD 2.0 HDi	68 69		10.99 10.99	12.06 12.06		03.0520-2619.3	692619	19,05/255x61 TopKit BDX
CITROEN JUMPY (07-)									
	1.6 HDi 90 2.0 HDi 120 2.0 HDi 120 4x4 2.0 HDi 125 2.0 HDi 140 2.0 HDi 165 2.0 HDi 95 2.0 i	66 88 88 94 100 120 72 103		01.07 01.07 01.10 07.11 01.07 07.10 07.11 01.07			13.0460-2738.2	602738	24595 18,5 +WK/Zub/S LUC
	1.6 HDi 90 1.6 HDi 90 2.0 HDi 120 2.0 HDi 120 4x4 2.0 HDi 125 2.0 HDi 140 2.0 HDi 165 2.0 HDi 95 2.0 i	66 66 88 88 94 100 120 72 103		01.07 01.07 01.07 01.10 07.11 01.07 07.10 07.11 01.07		+ HA-Trommelbremse 1) + HA-Scheibenbremse 2)	24.0128-0214.1 24.0128-0216.1	428214 428216	280 28,0 26,0 V +S +B 304 28,0 26,0 V +S +B
	1.6 HDi 90 2.0 HDi 120 2.0 HDi 120 4x4 2.0 HDi 125 2.0 HDi 140 2.0 HDi 165 2.0 HDi 95 2.0 i	66 88 88 94 100 120 72 103		01.07 01.07 01.10 07.11 01.07 07.10 07.11 01.07			13.0460-2739.2	602739	24578 16,5 /Zub/S LUC
	1.6 HDi 90 2.0 HDi 120 2.0 HDi 120 4x4 2.0 HDi 125 2.0 HDi 140 2.0 HDi 165 2.0 HDi 95 2.0 i	66 88 88 94 100 120 72 103		01.07 01.07 01.10 07.11 01.07 07.10 07.11 01.07			24.0114-0116.1	414116	290 14,0 12,0 +S +B
	1.6 HDi 90	66		01.07			03.0137-0334.2 03.0137-9219.2	650334 669219	254 x 57 HEB Bremsbacken-Zubehör LUC
	1.6 HDi 90	66		01.07			24.0225-4021.1	480311	254/256,2 x 68
	1.6 HDi 90	66		01.07			03.0520-7122.3	697122	22,20/254x57 TopKit LUC
CITROEN NEMO (08-)									
	1.4 HDi 1.4 i 1.3 HDi 75	50 54 55		02.08 02.08 10.10			13.0460-3818.2	603818	23706 18,1 +WK/S BOS
	1.4 HDi 1.3 HDi 75 1.4 HDi 1.4 i	50 55 50 54		02.08 10.10 02.08 02.08		+ automatisiertes Schaltgetriebe 3) + Schaltgetriebe 4)	24.0122-0147.1 24.0122-0197.1	422147 422197	284 22,0 20,2 V +B 258 22,0 20,2 V +B

1) + RA drum brake / + P freno a tamburo / + frein à tambour essieu AR / + ET-tambores de freno

2) + RA disc brake / + P disco freno / + frein à disque essieu AR / + ET-disco de freno

3) + autom.manual transmission / + scatola camb.velocità autom. / + transm.mécanique autom. / + cambio de velocidad autom.

4) + manual transmission / + scatola cambio velocità / + transmission mécanique / + cambio de velocidad

									
CITROEN NEMO (08-)									
	1.4 HDi 1.4 i	50 54	10.10 02.08		03.0137-0479.2 03.0137-9310.2	650479 669310		203 x 38 HEB Bremsbacken-Zubehör	AP AP
	1.3 HDi 75 1.4 HDi	55 50	10.10 02.08	09.10	03.0137-0493.2 03.0137-9309.2	650493 669309		228 x 42 HEB Bremsbacken-Zubehör	AP AP
	1.4 i 1.3 HDi 75 1.4 HDi	54 55 50	02.08 10.10 02.08		24.0220-2001.1 24.0222-8038.1	480307 480316		203/204,7 x 48,5 228/230 x 48	
	1.4 HDi 1.4 i	50 54	10.10 02.08		03.0520-9220.3	699220		20,64/203x38 TopKit	AP
CITROEN SAXO (96-04)									
	1.0 i 1.1 X/SX		02.96 02.96	03.04 03.04	13.0460-4066.2 13.0460-3962.2 13.0460-0424.2	604066 603962 610424	für 3-Loch-Felge ¹⁾ für 4-Loch-Felge ²⁾	21857 17,7 20905 18,0 +/WE Belagsatz-Zubehör	ATE BDX ATE
	1.4 i VTS 1.5 D 1.5 D	55 43	02.96 04.96 07.01	03.04 03.04 04.04	13.0460-3962.2	603962		20905 18,0 +/WE	BDX
	1.4 i VTS 1.6 1.6 1.6 1.6 16V VTS 1.6 i 1.6 i VTS	55 66 74 88 87 65 72	05.96 02.96 02.01 02.96 07.96 02.96 09.00	03.04 06.03 04.04 04.04 03.04 03.04 03.04	13.0460-7088.2	607088		21827 17,3 +	ATE
	1.0 i 1.1 X/SX		02.96 02.96	03.04 03.04	24.0108-0107.1 24.0110-0187.1	408107 410187	für 3-Loch-Felge ¹⁾ für 4-Loch-Felge ²⁾	238 8,0 6,0 +S +B 247 10,0 9,0 +S +B	
	1.4 i VTS 1.5 D 1.5 D	55 43	02.96 04.96 07.01	03.04 03.04 04.04	24.0110-0187.1	410187		247 10,0 9,0 +S +B	
	1.4 i VTS 1.6 1.6 1.6 1.6 16V VTS 1.6 i 1.6 i VTS	55 66 74 88 87 65 72	05.96 02.96 02.01 02.96 07.96 02.96 09.00	03.04 06.03 04.04 04.04 03.04 03.04 03.04	24.0120-0132.1 24.0120-0132.1 24.0320-0132.1	420132 420132 520132		247 20,4 18,5 V +S +B 247 20,4 18,5 V +S +B 247 20,4 18,5 V +S +B PD	
	1.0 i 1.1 X/SX 1.4 i VTS 1.5 D 1.5 D 1.6 1.6 1.6 1.6 16V VTS 1.6 i 1.6 i VTS		02.96 02.96 02.96 04.96 07.01 02.96 02.01 02.96 07.96 02.96 09.00	03.04 03.04 03.04 03.04 04.04 04.04 04.04 03.04 03.04 03.04	24.0751-1128.3	360094	2 	Radsensor L=515	
	1.6 1.6 1.6 1.6 16V VTS 1.6 i VTR 1.6 i VTS	66 74 88 87 65 72	02.96 02.01 02.96 07.96 02.96 09.00	06.03 04.04 04.04 03.04 03.04 03.04	13.0460-3823.2 13.0460-0435.2	603823 610435		20974 11,0 Belagsatz-Zubehör	BDX BDX
	1.6 1.6 1.6 1.6 16V VTS 1.6 i VTR 1.6 i VTS	66 74 88 87 65 72	02.96 02.01 02.96 07.96 02.96 09.00	06.03 04.04 04.04 03.04 03.04 03.04	24.0108-0106.1	408106		247 8,0 6,0 +S +B	
	1.0 i 1.1 X/SX 1.4 i VTS 1.5 D 1.5 D 1.6 1.6 i		02.96 02.96 02.96 04.96 07.01 02.96 02.96		24.0721-1187.3	360090	2 	Radsensor L=715	
	1.0 i 1.1 X/SX 1.4 i VTS 1.5 D 1.5 D 1.6 1.6 i	55	02.96 02.96 04.96 07.01 02.96 02.96		24.0721-1199.3	360292	2 	Radsensor L=715	
	1.6 1.6 1.6 16V VTS 1.6 i	66 88 87 65	02.96 02.96 07.96 02.96	+ HA-Trommelbremse ³⁾ + HA-Trommelbremse ³⁾	24.0751-1132.3	360294	2 	Radsensor L=740	
	1.6 1.6 1.6 1.6 16V VTS 1.6 i 1.6 1.6 1.6 1.6 16V VTS 1.6 i 1.6 i VTS	66 88 87 65 66 74 88 87 65 72	02.96 02.96 07.96 02.96 02.01 02.01 02.96 07.96 02.96 09.00	+ HA-Scheibenbremse ⁴⁾ + HA-Scheibenbremse ⁴⁾ + HA-Scheibenbremse ⁴⁾ + HA-Scheibenbremse ⁴⁾	24.0751-1190.3	360299	2 	Radsensor L=740	

¹⁾ for 3 bore wheel rim / per cerchione a 3 fori / pour jante à 3 trous / para Llantas de 3 taladros
²⁾ for 4 bore wheel rim / per cerchione a 4 fori / pour jante à 4 trous / para Llantas de 4 taladros
³⁾ + RA drum brake / + P freno a tamburo / + frein à tambour essieu AR / + ET-tambores de freno
⁴⁾ + RA disc brake / + P disco freno / + frein à disque essieu AR / + ET-disco de freno





CITROEN SAXO (96-04)

	1.0 i			02.96	03.04	- ABS	03.0137-0195.2	650195	für 3-Loch-Felge ¹⁾	164 x 32 AUT	BDX
	1.1 X/SX			02.96	03.04	- ABS	03.0137-0196.2	650196	für 4-Loch-Felge ²⁾	180 x 32 AUT	
	1.4 i VTS	55		02.96	03.04	- ABS	03.0137-0196.2	650196	für 3-Loch-Felge ¹⁾	180 x 32 AUT	BDX
	1.5 D	43		04.96	03.04	- ABS	03.0137-9079.2	669079	für 4-Loch-Felge ²⁾	Bremsbacken-Zubehör	
	1.5 D	43		07.01	04.04	- ABS	03.0137-9055.2	669055		Bremsbacken-Zubehör	BDX
	1.6	66		02.96	06.03	- ABS					
	1.6 i SX/VTL/VSX	65		02.96	03.04	- ABS					
	1.0 i			02.96	03.04	+ ABS	03.0137-0312.2	650312		203 x 38 HEB	LUC
	1.1 X/SX			02.96	03.04	+ ABS	03.0137-9158.2	669158		Bremsbacken-Zubehör	
	1.4 i VTS	55		02.96	03.04	+ ABS					
1.5 D	43		04.96	03.04	+ ABS						
1.5 D	43		07.01	04.04	+ ABS						
1.6	66		02.96	06.03	+ ABS						
1.6 i SX/VTL/VSX	65		02.96	03.04	+ ABS						
	1.0 i			02.96	03.04	- ABS	24.0216-5001.1	480001	für 3-Loch-Felge/- Sensorring ³⁾	165/166 x 38,5 - Lager	LUC
	1.1 X/SX			02.96	03.04	- ABS	24.0216-5701.2	480212	für 4-Loch-Felge/- Sensorring ³⁾	165/166 x 38,5 + Lager	
	1.4 i VTS	55		02.96	03.04	- ABS	24.0218-0020.1	480074	für 4-Loch-Felge ²⁾	180/181 x 46 - Lager	LUC
	1.5 D	43		04.96	03.04	- ABS	24.0218-0720.2	480205		180/181 x 46 + Lager	
	1.5 D	43		07.01	04.04	- ABS					
	1.6	66		02.96	06.03	- ABS					
	1.6 i SX/VTL/VSX	65		02.96	03.04	- ABS					
	1.0 i			02.96	03.04	+ ABS	24.0220-3013.1	480089		203/204,4 x 46,5	
	1.1 X/SX			02.96	03.04	+ ABS					
	1.4 i VTS	55		02.96	03.04	+ ABS					
1.5 D	43		04.96	03.04	+ ABS						
1.5 D	43		07.01	04.04	+ ABS						
1.6	66		02.96	06.03	+ ABS						
1.6 i SX/VTL/VSX	65		02.96	03.04	+ ABS						
	1.0 i			02.96	03.04	- ABS	03.0420-0519.3	680519	für 3-Loch-Felge ¹⁾	19,05/164x32 Kit	BDX
	1.1 X/SX			02.96	03.04	- ABS	03.0520-0519.3	690519	für 3-Loch-Felge ¹⁾	19,05/164x32 TopKit	
	1.4 i VTS	55		02.96	03.04	- ABS	03.0420-1619.3	681619	für 4-Loch-Felge ²⁾	19,05/180x32 Kit	BDX
	1.5 D	43		04.96	03.04	- ABS	03.0520-1619.3	691619	für 4-Loch-Felge ²⁾	19,05/180x32 TopKit	
	1.5 D	43		07.01	04.04	- ABS					
	1.6	66		02.96	06.03	- ABS					
	1.6 i SX/VTL/VSX	65		02.96	03.04	- ABS					
	1.0 i		ORGA 08095	02.96		+ ABS	03.0520-5720.3	695720	+ GG ⁴⁾	20,64/203x39 TopKit	LUC
	1.1 X/SX		ORGA 08095	02.96		+ ABS					
	1.4 i VTS	55	ORGA 08095	02.96		+ ABS					
1.5 D	43	ORGA 08095	04.96		+ ABS						
1.5 D	43	ORGA 08095	07.01		+ ABS						
1.6	66	ORGA 08095	02.96		+ ABS						
1.6 i SX/VTL/VSX	65	ORGA 08095	02.96		+ ABS						
1.0 i		ORGA 08096			03.04	+ ABS	03.0520-6420.3	696420		20,64/203x39 TopKit	LUC
1.1 X/SX		ORGA 08096			03.04	+ ABS					
1.4 i VTS	55	ORGA 08096			03.04	+ ABS					
1.5 D	43	ORGA 08096			03.04	+ ABS					
1.5 D	43	ORGA 08096			04.04	+ ABS					
1.6	66	ORGA 08096			06.03	+ ABS					
1.6 i SX/VTL/VSX	65	ORGA 08096			03.04	+ ABS					

CITROEN XANTIA (X1) Limousine (93-97)



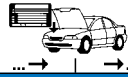















	1.6 i	65		03.93	12.97		13.0460-3956.2	603956		21631 17,0 /WK	BDX
	1.8 16V	81		06.95	12.97						
	1.8 i	66		04.97	12.97						
	1.8 i	74		03.93	12.97						
	1.9 D	50		06.94	12.97						
	1.9 D	51		06.94	12.97						
	1.9 SD	55		02.96	12.97						
	1.9 TD	66		10.94	12.97						
	2.0	95		03.93	05.95						
	2.0 16V	97		06.95	12.97						
	2.0 16V	110		06.94	12.97						
	2.0 16V	112		03.93	12.97						
	2.0 i	89		03.93	12.97						
	2.0 Turbo	108		06.95	12.97		13.0460-3973.2	603973		23146 17,0 /WK	BDX
2.1 TD	80		06.95	12.97							
3.0 V6	140		01.97	12.97		13.0460-3986.2	603986		23135 18,0 +/WK/S	BOS	
	1.6 i	65		03.93	12.97		24.0120-0133.1	420133		266 20,5 18,5 V +S +B	PD
	1.8 16V	81		06.95	12.97		24.0320-0133.1	520133		266 20,5 18,5 V +S +B	
	1.8 i	66		04.97	12.97						
	1.8 i	74		03.93	12.97						
	1.9 D	50		06.94	12.97						
	1.9 D	51		06.94	12.97						
	1.9 SD	55		02.96	12.97						
	1.9 TD	66	ORGA 07568								
	2.0 i	89		03.93	12.97						
	1.9 TD	66	ORGA 07567	10.94			24.0122-0142.1	422142		283 22,0 20,0 V L +B	
2.0	95		03.93	05.95							
2.0 16V	97		06.95	12.97							
2.0 16V	110		06.94	12.97							























¹⁾ for 3 bore wheel rim / per cerchione a 3 fori / pour jante à 3 trous / para Llantas de 3 taladros

²⁾ for 4 bore wheel rim / per cerchione a 4 fori / pour jante à 4 trous / para Llantas de 4 taladros

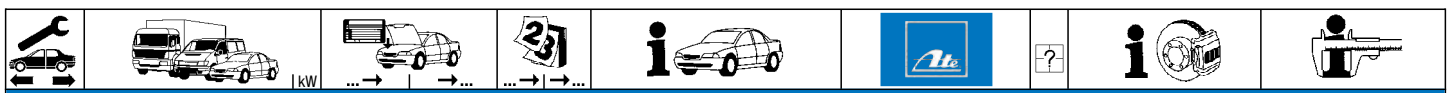
³⁾ f.3 bore wheel rim/-sensorring / p.cerchione a 3 fori/- sensore / p.jant.à 3 trous/- secours ABS / Llant.3 tala./-anillo sens.ABS

⁴⁾ + cast iron / + ghisa / + fonte grise / + fundición de gris

								
CITROEN XANTIA (X1) Limousine (93-97)								
	2.0 16V	112		03.93	12.97	24.0122-0142.1	422142	283 22,0 20,0 V L +B
	2.0 Turbo	108		06.95	12.97	24.0126-0106.1	426106	283 26,0 24,2 V +S +B
	2.1 TD	80		06.95	12.97	24.0326-0106.1	526106	283 26,0 24,2 V +S +B PD
	3.0 V6	140		01.97	12.97	24.0128-0128.1	428128	288 28,0 26,0 V +S +B
	1.6 i	65	ORGA 06443	03.93		24.0731-1133.3	360156	2 
	1.8 i	74	ORGA 06443	03.93				Radsensor L=950
	1.9 D	50	ORGA 06443	06.94				
	1.9 D	51	ORGA 06443	06.94				
	1.9 TD	66	ORGA 06443	10.94				
	2.0 16V	110	ORGA 06443	06.94				
	2.0 16V	112	ORGA 06443	03.93				
	2.0 i	89	ORGA 06443	03.93				
	1.6 i	65	ORGA 06444		12.97	24.0751-1136.3	360059	2 
	1.8 16V	81		06.95	12.97			Radsensor L=950
	1.8 i	66		04.97	12.97			
	1.8 i	74	ORGA 06444		12.97			
	1.9 D	50	ORGA 06444		12.97			
	1.9 D	51	ORGA 06444		12.97			
	1.9 SD	55		02.96	12.97			
	1.9 TD	66	ORGA 06444		12.97			
	2.0	95		03.93	05.95			
	2.0 16V	97		06.95	12.97			
	2.0 16V	110	ORGA 06444		12.97			
	2.0 16V	112	ORGA 06444		12.97			
	2.0 i	89	ORGA 06444		12.97			
	2.0 Turbo	108		06.95	12.97			
	2.1 TD	80		06.95	12.97			
	3.0 V6	140		01.97	12.97			
	1.6 i	65		03.93	12.97	13.0460-4956.2	604956	20162 15,4 CIT
	1.8 16V	81		06.95	12.97	13.0460-0437.2	610437	Belagsatz-Zubehör CIT
	1.8 i	66		04.97	12.97			
	1.8 i	74		03.93	12.97			
	1.9 D	50		06.94	12.97			
	1.9 D	51		06.94	12.97			
	1.9 SD	55		02.96	12.97			
	1.9 TD	66		10.94	12.97			
	2.0	95		03.93	05.95			
	2.0 16V	97		06.95	12.97			
	2.0 16V	110		06.94	12.97			
	2.0 16V	112		03.93	12.97			
	2.0 i	89		03.93	12.97			
	2.0 Turbo	108		06.95	12.97			
	2.1 TD	80		06.95	12.97			
	3.0 V6	140		01.97	12.97			
	1.6 i	65		03.93	12.97	24.0109-0122.1	409122	224 9,0 7,0 +B
	1.8 16V	81		06.95	12.97			
	1.8 i	66		04.97	12.97			
	1.8 i	74		03.93	12.97			
	1.9 D	50		06.94	12.97			
	1.9 D	51		06.94	12.97			
	1.9 SD	55		02.96	12.97			
	1.9 TD	66		10.94	12.97			
	2.0	95		03.93	05.95			
	2.0 16V	97		06.95	12.97			
	2.0 16V	110		06.94	12.97			
	2.0 16V	112		03.93	12.97			
	2.0 i	89		03.93	12.97			
	2.0 Turbo	108		06.95	12.97			
	2.1 TD	80		06.95	12.97			
	3.0 V6	140		01.97	12.97			
	1.6 i	65	ORGA 07631	03.93		24.0721-1185.3	360058	2 
	1.8 16V	81	ORGA 07631	06.95				Radsensor L=765
	1.8 i	66	ORGA 07631	04.97				
	1.8 i	74	ORGA 07631	03.93				
	1.9 D	50	ORGA 07631	06.94				
	1.9 D	51	ORGA 07631	06.94				
	1.9 SD	55	ORGA 07631	02.96				
	1.9 TD	66	ORGA 07631	10.94				
	2.0	95	ORGA 07631	03.93				
	2.0 16V	97	ORGA 07631	06.95				
	2.0 16V	110	ORGA 07631	06.94				
	2.0 16V	112	ORGA 07631	03.93				
	2.0 i	89	ORGA 07631	03.93				
	2.0 Turbo	108	ORGA 07631	06.95				
	2.1 TD	80	ORGA 07631	06.95				
	1.6 i	65	ORGA 07632		12.97	24.0741-1114.3	360067	2 
	1.8 16V	81	ORGA 07632		12.97			Radsensor L=780
	1.8 i	66	ORGA 07632		12.97			
	1.8 i	74	ORGA 07632		12.97			
	1.9 D	50	ORGA 07632		12.97			
	1.9 D	51	ORGA 07632		12.97			
	1.9 SD	55	ORGA 07632		12.97			
	1.9 TD	66	ORGA 07632		12.97			
	2.0	95	ORGA 07632		05.95			
	2.0 16V	97	ORGA 07632		12.97			
	2.0 16V	110	ORGA 07632		12.97			

									
CITROEN XANTIA (X1) Limousine (93-97)									
	2.0 16V 2.0 i 2.0 Turbo 2.1 TD 3.0 V6	112 ORGA 07632 89 ORGA 07632 108 ORGA 07632 80 ORGA 07632 140		12.97 12.97 12.97 12.97 12.97		24.0741-1114.3	360067	2 	Radsensor L=780
CITROEN XANTIA (X1) Kombi (95-97)									
	1.8 16V 1.8 i 1.8 i 1.8 i	81 66 74 74 ORGA 07483		06.95 12.97 04.97 12.97 06.95 12.97 12.97 + ABS		13.0460-3956.2	603956		21631 17,0 /WK BDX
	1.8 i 1.9 SD 1.9 TD 2.0 16V 2.0 i 2.0 Turbo 2.1 TD	74 55 66 97 89 108 80	ORGA 07482	06.95 12.97 04.97 12.97 06.95 12.97 06.95 12.97 06.95 12.97 06.95 12.97 06.96 12.97		13.0460-3972.2	603972		21632 16,0 /WK BDX
	1.8 16V 1.8 16V 1.8 i 1.8 i	81 81 ORGA 07483 66 74		06.95 12.97 - ABS 12.97 + ABS 04.97 12.97 06.95 12.97 - ABS		24.0120-0133.1 24.0320-0133.1	420133 520133		266 20,5 18,5 V +S +B 266 20,5 18,5 V +S +B PD
	1.8 16V 1.8 i 1.9 SD 1.9 TD 2.0 16V 2.0 i 2.0 Turbo 2.1 TD	81 74 55 66 97 89 108 80	ORGA 07482 ORGA 07482	06.95 12.97 + ABS 06.95 12.97 + ABS 04.97 12.97 06.95 12.97 06.95 12.97 06.95 12.97 06.95 12.97		24.0122-0142.1	422142		283 22,0 20,0 V L +B
	1.8 16V 1.8 i 1.8 i 1.9 SD 1.9 TD 2.0 16V 2.0 i 2.0 Turbo 2.1 TD	81 66 74 55 66 97 89 108 80		06.95 12.97 04.97 12.97 06.95 12.97 06.95 12.97 06.95 12.97 06.95 12.97 06.95 12.97 06.95 12.97 06.96 12.97		24.0751-1136.3	360059	2 	Radsensor L=950
	1.8 16V 1.8 i 1.8 i 1.9 SD 1.9 TD 2.0 16V 2.0 i 2.0 Turbo 2.1 TD	81 66 74 55 66 97 89 108 80		06.95 12.97 04.97 12.97 06.95 12.97 04.97 12.97 06.95 12.97 06.95 12.97 06.95 12.97 06.95 12.97 06.96 12.97		13.0460-4911.2 13.0460-0264.2	604911 610264		20389 15,4 Belagsatz-Zubehör CIT
	1.8 16V 1.8 i 1.8 i 1.9 SD 1.9 TD 2.0 16V 2.0 i 2.0 Turbo 2.1 TD	81 66 74 55 66 97 89 108 80		06.95 12.97 04.97 12.97 06.95 12.97 04.97 12.97 06.95 12.97 06.95 12.97 06.95 12.97 06.95 12.97 06.96 12.97		24.0112-0143.1	412143		251 12,0 10,8
	1.8 16V 1.8 i 1.8 i 1.9 SD 1.9 TD 2.0 16V 2.0 i 2.0 Turbo 2.1 TD	81 66 74 55 66 97 89 108 80	ORGA 07631 ORGA 07631 ORGA 07631 ORGA 07631 ORGA 07631 ORGA 07631 ORGA 07631 ORGA 07631 ORGA 07631	06.95 12.97 04.97 12.97 06.95 12.97 04.97 12.97 06.95 12.97 06.95 12.97 06.95 12.97 06.95 12.97 06.96 12.97		24.0721-1185.3	360058	2 	Radsensor L=765
	1.8 16V 1.8 i 1.8 i 1.9 SD 1.9 TD 2.0 16V 2.0 i 2.0 Turbo 2.1 TD	81 ORGA 07632 66 ORGA 07632 74 ORGA 07632 55 ORGA 07632 66 ORGA 07632 97 ORGA 07632 89 ORGA 07632 108 ORGA 07632 80 ORGA 07632		12.97 12.97 12.97 12.97 12.97 12.97 12.97 12.97 12.97		24.0741-1114.3	360067	2 	Radsensor L=780
CITROEN XANTIA (X2) Limousine (98-03)									
	1.8 16V 1.8 i 1.9 SD 1.9 TD 2.0 HDi 90	81 66 55 66 66		01.98 09.01 01.98 09.01 01.98 09.01 01.98 09.01 + Schaltgetriebe 1) 03.99 04.03		13.0460-3956.2	603956		21631 17,0 /WK BDX
	2.0 16V 2.0 i	97 89		01.98 09.01 01.98 09.01		13.0460-3972.2	603972		21632 16,0 /WK BDX
	2.0 16V ACTIVA	97	ORGA 08000	01.98		13.0460-3973.2	603973		23146 17,0 /WK BDX

1) + manual transmission / + scatola cambio velocità / + transmission mécanique / + cambio de velocidad



CITROEN XANTIA (X2) Limousine (98-03)

	2.0 Turbo	108	ORGA 08000	01.98			13.0460-3973.2	603973		23146 17,0 /WK	BDX	
	2.1 TD	80	ORGA 08000	01.98								
	1.9 TD	66		01.98	09.01	+ Automatikgetriebe ¹⁾	13.0460-3986.2	603986		23135 18,0 +/WK/S	BOS	
	2.0 16V ACTIVA	97	ORGA 08001	09.01	09.01							
	2.0 HDi 110	109		02.99	09.01							
	2.0 Turbo	108	ORGA 08001	09.01	09.01							
	2.1 TD	80	ORGA 08001	02.99	09.01							
	3.0 V6	140		01.98	09.01							
		1.8 16V	81		01.98	09.01		24.0120-0133.1	420133		266 20,5 18,5 V +S +B	
		1.8 i	66		01.98	09.01						
		1.9 SD	55		01.98	09.01						
		1.9 TD	66		01.98	09.01						
		2.0 HDi 90	66		03.99	04.03	+ Schaltgetriebe ²⁾					
		2.0 16V	97		01.98	09.01		24.0122-0142.1	422142		283 22,0 20,0 V L +B	
		2.0 i	89		01.98	09.01						
		2.0 16V ACTIVA	97	ORGA 08000	01.98			24.0126-0106.1	426106		283 26,0 24,2 V +S +B	
		2.0 Turbo	108	ORGA 08000	01.98			24.0326-0106.1	526106		283 26,0 24,2 V +S +B PD	
		2.1 TD	80	ORGA 08000	01.98							
1.9 TD		66		01.98	09.01	+ Automatikgetriebe ¹⁾	24.0128-0128.1	428128		288 28,0 26,0 V +S +B		
	2.0 16V ACTIVA	97	ORGA 08001	09.01	09.01							
	2.0 HDi 110	109		02.99	09.01							
	2.0 Turbo	108	ORGA 08001	09.01	09.01							
	2.1 TD	80	ORGA 08001	02.99	09.01							
	3.0 V6	140		01.98	09.01							
		1.8 16V	81		01.98	09.01		24.0751-1187.3	360069	2	Radsensor L=965	
		1.8 i	66		01.98	09.01						
		1.9 SD	55		01.98	09.01						
		1.9 TD	66		01.98	09.01						
		2.0 16V	97		01.98	09.01						
2.0 HDi 110		109		02.99	09.01							
2.0 HDi 90		66		03.99	09.01							
2.0 i		89		01.98	09.01							
2.0 Turbo		108		01.98	09.01							
2.1 TD		80		01.98	02.99							
3.0 V6	140		01.98	09.01								
	1.8 16V	81		01.98	09.01		13.0460-4956.2	604956		20162 15,4	CIT	
	1.8 i	66		01.98	09.01		13.0460-0437.2	610437		Belagsatz-Zubehör	CIT	
	1.9 SD	55		01.98	09.01							
	1.9 TD	66		01.98	09.01							
	2.0 16V	97		01.98	09.01							
	2.0 HDi 110	109		02.99	09.01							
	2.0 HDi 90	66		03.99	09.01							
	2.0 i	89		01.98	09.01							
	2.0 Turbo	108		01.98	09.01							
	2.1 TD	80		01.98	02.99							
	3.0 V6	140		01.98	09.01							
		1.8 16V	81		01.98	09.01		24.0109-0122.1	409122		224 9,0 7,0 +B	
1.8 i		66		01.98	09.01							
1.9 SD		55		01.98	09.01							
1.9 TD		66		01.98	09.01							
2.0 16V		97		01.98	09.01							
2.0 HDi 110		109		02.99	09.01							
2.0 HDi 90		66		03.99	09.01							
2.0 i		89		01.98	09.01							
2.0 Turbo		108		01.98	09.01							
2.1 TD		80		01.98	02.99							
3.0 V6		140		01.98	09.01							
		1.8 16V	81		01.98	09.01		24.0741-1114.3	360067	2	Radsensor L=780	
	1.8 i	66		01.98	09.01							
	1.9 SD	55		01.98	09.01							
	1.9 TD	66		01.98	09.01							
	2.0 16V	97		01.98	09.01							
	2.0 HDi 110	109		02.99	09.01							
	2.0 HDi 90	66		03.99	09.01							
	2.0 i	89		01.98	09.01							
	2.0 Turbo	108		01.98	09.01							
	2.1 TD	80		01.98	02.99							
3.0 V6	140		01.98	09.01								





















CITROEN XANTIA (X2) Kombi (98-03)

	1.8 16V	81		01.98	09.01		13.0460-3956.2	603956		21631 17,0 /WK	BDX
	1.8 i	66		01.98	09.01						
	1.9 SD	55		01.98	09.01		13.0460-3972.2	603972		21632 16,0 /WK	BDX
	1.9 TD	66		01.98	09.01	+ Schaltgetriebe ²⁾					
	2.0 16V	97		01.98	09.01						
	2.0 HDi 90	66		03.99	04.03						
	2.0 i	89		01.98	09.01						
	2.0 Turbo	108	ORGA 08000	01.98			13.0460-3973.2	603973		23146 17,0 /WK	BDX
	2.1 TD	80	ORGA 08000	01.98							
	1.9 TD	66		01.98	09.01	+ Automatikgetriebe ¹⁾	13.0460-3986.2	603986		23135 18,0 +/WK/S	BOS
	2.0 HDi 110	109		02.99	09.01						
	2.0 Turbo	108	ORGA 08001	09.01	09.01						
	2.1 TD	80	ORGA 08001	02.99	09.01						
	3.0 V6	140		01.98	09.01						

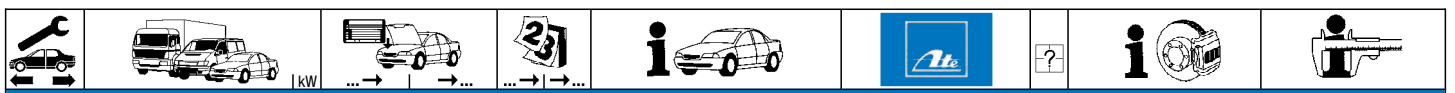
¹⁾ + autom.transmission / + scatola cambio automatico / + transmission automatique / + cambio automático

²⁾ + manual transmission / + scatola cambio velocità / + transmission mécanique / + cambio de velocidad



									
CITROEN XANTIA (X2) Kombi (98-03)									
	1.8 16V	81		01.98	09.01	24.0120-0133.1	420133		266 20,5 18,5 V +S +B
	1.8 i	66		01.98	09.01	24.0320-0133.1	520133		266 20,5 18,5 V +S +B PD
	1.9 SD	55		01.98	09.01	24.0122-0142.1	422142		283 22,0 20,0 V L +B
	1.9 TD	66		01.98	09.01				
	2.0 16V	97		01.98	09.01				
	2.0 HDi 90	66		03.99	04.03				
	2.0 i	89		01.98	09.01				
	2.0 Turbo	108	ORGA 08000	01.98		24.0126-0106.1	426106		283 26,0 24,2 V +S +B
	2.1 TD	80	ORGA 08000	01.98		24.0326-0106.1	526106		283 26,0 24,2 V +S +B PD
	1.9 TD	66		01.98	09.01	24.0128-0128.1	428128		288 28,0 26,0 V +S +B
2.0 HDi 110	109		02.99	09.01					
2.0 Turbo	108	ORGA 08001		09.01					
2.1 TD	80	ORGA 08001		02.99					
3.0 V6	140		01.98	09.01					
	1.8 16V	81		01.98	09.01	24.0751-1187.3	360069	2 	Radsensor L=965
	1.8 i	66		01.98	09.01				
	1.9 SD	55		01.98	09.01				
	1.9 TD	66		01.98	09.01				
	2.0 16V	97		01.98	09.01				
	2.0 HDi 110	109		02.99	09.01				
	2.0 HDi 90	66		03.99	09.01				
	2.0 i	89		01.98	09.01				
	2.0 Turbo	108		01.98	09.01				
	2.1 TD	80		01.98	02.99				
3.0 V6	140		01.98	09.01					
	1.8 16V	81		01.98	09.01	13.0460-4911.2	604911		20389 15,4 CIT
	1.8 i	66		01.98	09.01	13.0460-0264.2	610264		Belagsatz-Zubehör
	1.9 SD	55		01.98	09.01				
	1.9 TD	66		01.98	09.01				
	2.0 16V	97		01.98	09.01				
	2.0 HDi 110	109		02.99	09.01				
	2.0 HDi 90	66		03.99	09.01				
	2.0 Turbo	108		01.98	09.01				
	2.1 TD	80		01.98	02.99				
	3.0 V6	140		01.98	09.01				
2.0 i	89		01.98	09.01	13.0460-4956.2	604956		20162 15,4 CIT	
					13.0460-0437.2	610437		Belagsatz-Zubehör CIT	
	1.8 16V	81		01.98	09.01	24.0112-0143.1	412143		251 12,0 10,8
	1.8 i	66		01.98	09.01				
	1.9 SD	55		01.98	09.01				
	1.9 TD	66		01.98	09.01				
	2.0 16V	97		01.98	09.01				
	2.0 HDi 110	109		02.99	09.01				
	2.0 HDi 90	66		03.99	09.01				
	2.0 Turbo	108		01.98	09.01				
	2.1 TD	80		01.98	02.99				
	3.0 V6	140		01.98	09.01				
2.0 i	89		01.98	09.01	24.0109-0122.1	409122		224 9,0 7,0 +B	
	1.8 16V	81		01.98	09.01	24.0741-1114.3	360067	2 	Radsensor L=780
	1.8 i	66		01.98	09.01				
	1.9 SD	55		01.98	09.01				
	1.9 TD	66		01.98	09.01				
	2.0 16V	97		01.98	09.01				
	2.0 HDi 110	109		02.99	09.01				
	2.0 HDi 90	66		03.99	09.01				
	2.0 i	89		01.98	09.01				
	2.0 Turbo	108		01.98	09.01				
	2.1 TD	80		01.98	02.99				
3.0 V6	140		01.98	09.01					
CITROEN XM (Y4) Limousine (94-00)									
	2.0 16V	97		05.94	10.00	13.0460-3947.2	603947		21505 17,0 +/-WK BDX
	2.0 Turbo	108		05.94	10.00				
	2.1 TD	80		05.94	10.00				
	2.5 TD	95	ORGA 07475	05.94					
	3.0 24V	147		05.94	10.00				
	3.0 V6	123		05.94	10.00				
2.5 TD	95	ORGA 07476		10.00	13.0460-3986.2	603986		23135 18,0 +/-WK/S BOS	
3.0 V6	140		04.97	10.00					
	2.0 16V	97		05.94	10.00	24.0126-0100.1	426100		283 26,0 24,0 V L
	2.0 Turbo	108		05.94	10.00				
	2.1 TD	80		05.94	10.00				
	2.5 TD	95	ORGA 07475	05.94					
	3.0 24V	147		05.94	10.00				
	3.0 V6	123		05.94	10.00				
2.5 TD	95	ORGA 07476		10.00	24.0128-0178.1	428178		288 28,0 26,0 V	
3.0 V6	140		04.97	10.00					
	2.0 16V	97		05.94	10.00	24.0751-1118.3	360168	2 	Radsensor L=1300
	2.0 Turbo	108		05.94	10.00				
	2.1 TD	80		05.94	10.00				
	2.5 TD	95		05.94	10.00				
	3.0 24V	147		05.94	10.00				
	3.0 V6	123		05.94	10.00				
3.0 V6	140		04.97	10.00					

1) + manual transmission / + scatola cambio velocità / + transmission mécanique / + cambio de velocidad
2) + autom.transmission / + scatola cambio automatico / + transmission automatique / + cambio automático



CITROEN XM (Y4) Limousine (94-00)

	2.0 16V	97		05.94	10.00	13.0460-4956.2	604956		20162 15,4 Belagsatz-Zubehör	CIT CIT
	2.0 Turbo	108		05.94	10.00	13.0460-0437.2	610437			
	2.1 TD	80		05.94	10.00					
	2.5 TD	95		05.94	10.00					
	3.0 24V	147		05.94	10.00					
	3.0 V6	123		05.94	10.00					
	3.0 V6	140		04.97	10.00					
	2.0 16V	97		05.94	10.00	24.0109-0121.2	409121		224 9,0 8,0	
	2.0 Turbo	108		05.94	10.00					
	2.1 TD	80		05.94	10.00					
	2.5 TD	95		05.94	10.00					
	3.0 24V	147		05.94	10.00					
	3.0 V6	123		05.94	10.00					
	3.0 V6	140		04.97	10.00					
	2.0 16V	97	ORGA 07289	05.94		24.0711-1631.3	360264	2	Radsensor L=832	
	2.0 Turbo	108	ORGA 07289	05.94						
	2.1 TD	80	ORGA 07289	05.94						
	2.5 TD	95	ORGA 07289	05.94						
	3.0 24V	147	ORGA 07289	05.94						
	3.0 V6	123	ORGA 07289	05.94						
	3.0 V6	140		05.94						















CITROEN XM (Y4) Kombi (94-00)

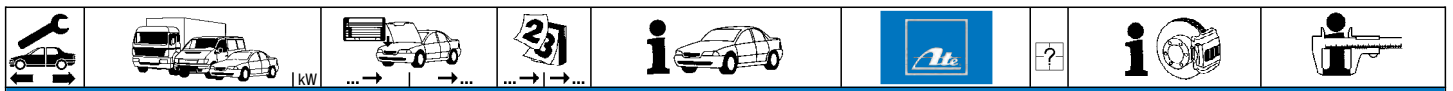
	2.0 16V	97		05.94	10.00	13.0460-3947.2	603947		21505 17,0 +/-WK	BDX
	2.0 Turbo	108		05.94	10.00					
	2.1 D	60		07.94	06.96					
	2.1 TD	80		05.94	10.00					
	2.5 TD	95	ORGA 07475	05.94						
	3.0 V6	123		05.94	10.00					
	3.0 V6	140		04.97	10.00					
	2.5 TD	95	ORGA 07476		10.00	13.0460-3986.2	603986		23135 18,0 +/-WK/S	BOS
	3.0 V6	140		04.97	10.00					
	2.0 16V	97		05.94	10.00	24.0126-0100.1	426100			
	2.0 Turbo	108		05.94	10.00					
	2.1 D	60		07.94	06.96					
	2.1 TD	80		05.94	10.00					
	2.5 TD	95	ORGA 07475	05.94						
3.0 V6	123		05.94	10.00						
	2.5 TD	95	ORGA 07476		10.00	24.0128-0178.1	428178		288 28,0 26,0 V	
	3.0 V6	140		04.97	10.00					
	2.0 16V	97		05.94	10.00	24.0751-1118.3	360168	2		
	2.0 Turbo	108		05.94	10.00					
	2.1 D	60		07.94	06.96					
	2.1 TD	80		05.94	10.00					
	2.5 TD	95		05.94	10.00					
3.0 V6	123		05.94	10.00						
	3.0 V6	140		04.97	10.00				Radsensor L=1300	
	2.0 16V	97		05.94	10.00	13.0460-4911.2	604911			
	2.0 Turbo	108		05.94	10.00	13.0460-0264.2	610264			
	2.1 D	60		07.94	06.96					
	2.1 TD	80		05.94	10.00					
	2.5 TD	95		05.94	10.00					
	3.0 V6	123		05.94	10.00					
3.0 V6	140		04.97	10.00						
	2.0 16V	97		05.94	10.00	24.0112-0136.2	412136		251 12,0 10,8	
	2.0 Turbo	108		05.94	10.00					
	2.1 D	60		07.94	06.96					
	2.1 TD	80		05.94	10.00					
	2.5 TD	95		05.94	10.00					
	3.0 V6	123		05.94	10.00					
	3.0 V6	140		04.97	10.00					
	2.0 16V	97	ORGA 07289	05.94		24.0711-1631.3	360264	2	Radsensor L=832	
	2.0 Turbo	108	ORGA 07289	05.94						
	2.1 D	60	ORGA 07289	07.94						
	2.1 TD	80	ORGA 07289	05.94						
	2.5 TD	95	ORGA 07289	05.94						
	3.0 V6	123	ORGA 07289	05.94						
	3.0 V6	140		05.94						

CITROEN XSARA (N1) Limousine (97-05)

	1.4 i	55		04.97	08.00	- ABS	13.0460-3977.2	603977		21980 18,0 +/-WE/S	BOS
	1.5 D	42		04.97	08.00	- ABS					
	1.4 i	55		04.97	08.00	+ ABS	13.0460-7088.2	607088		21827 17,3 +	ATE
	1.5 D	42		04.97	08.00	+ ABS					
	1.6 i	65		04.97	08.00						
	1.8 D	43		04.97	08.00						
	1.8 i	66		04.97	08.00						
	1.8 i	74		04.97	08.00	- (BR)					
	1.8 TD	66		10.97	08.00						
	1.9 D	50		04.97	08.00						
	1.9 D	51		07.98	08.00						
	1.9 SD	55		01.98	08.00						
	1.9 TD	66		04.97	08.00						
	1.8 16V	81		04.97	08.00		13.0460-3978.2	603978			
	1.8 i	74		04.97	08.00	+ (BR)	13.0460-2829.2	602829			
	2.0 16V	97		07.98	08.00						
	2.0 HDi 90	66		02.99	08.00						



										
CITROEN XSARA (N1) Limousine (97-05)										
	1.4 HDi 70	50		01.03	03.05		13.0460-3994.2	603994	23599 19,0 /Zub/S	BOS
	1.4 i	55		09.00	03.05		13.0470-3994.2	LD3994	23599 19,0 /Zub/S	BOS
	1.6 16V	80		09.00	03.05					
	1.9 D	51		09.00	03.05					
	2.0 HDi 90	66		09.00	03.05					
	2.0 16V	100	ORGA 09184	09.00			13.0460-2817.2	602817	21674 19,0 +/-WK/S	LUC
	2.0 16V	120	ORGA 09184	04.97						
	2.0 HDi 110	80	ORGA 09184	05.01						
	2.0 16V	100	ORGA 09185		03.05		13.0460-3966.2	603966	23600 19,4 /Zub/S	BOS
2.0 16V	120	ORGA 09185		03.05		13.0470-3966.2	LD3966	23600 19,4 /Zub/S	BOS	
2.0 HDi 110	80	ORGA 09185		03.05						
	1.4 i	55		04.97	08.00	- ABS	24.0113-0185.1	413185	248 13,0 11,0 +S +B	
	1.5 D	42		04.97	08.00	- ABS				
	1.4 i	55		04.97	08.00	+ ABS	24.0120-0132.1	420132	247 20,4 18,5 V +S +B	
	1.5 D	42		04.97	08.00	+ ABS	24.0320-0132.1	520132	247 20,4 18,5 V +S +B PD	
	1.6 i	65		04.97	08.00					
	1.8 D	43		04.97	08.00					
	1.8 i	66		04.97	08.00					
	1.8 i	74		04.97	08.00	- (BR)				
	1.8 TD	66		10.97	08.00					
	1.9 D	50		04.97	08.00					
	1.9 D	51		07.98	08.00					
	1.9 SD	55		01.98	08.00					
	1.9 TD	66		04.97	08.00					
	1.8 16V	81		04.97	08.00		24.0120-0133.1	420133	266 20,5 18,5 V +S +B	
	1.8 i	74		04.97	08.00	+ (BR)	24.0320-0133.1	520133	266 20,5 18,5 V +S +B PD	
	2.0 16V	97		07.98	08.00					
	2.0 HDi 90	66		02.99	08.00					
	1.4 HDi 70	50		01.03	03.05		24.0122-0194.1	422194	266 22,0 20,0 V +S +B	
	1.4 i	55		09.00	03.05					
	1.6 16V	80		09.00	03.05					
	1.9 D	51		09.00	03.05					
2.0 HDi 90	66		09.00	03.05						
2.0 16V	100	ORGA 09184	09.00			24.0122-0142.1	422142	283 22,0 20,0 V L +B		
2.0 16V	120	ORGA 09184	04.97							
2.0 HDi 110	80	ORGA 09184	05.01							
2.0 16V	100	ORGA 09185		03.05		24.0126-0120.1	426120	283 26,0 24,0 V +S +B		
2.0 16V	120	ORGA 09185		03.05		24.0326-0120.1	526120	283 26,0 24,0 V +S +B PD		
2.0 HDi 110	80	ORGA 09185		03.05						
	1.6 16V	80		09.00	03.05		13.0460-3823.2	603823	20974 11,0	BDX
	1.8 16V	81		04.97	09.00		13.0460-0435.2	610435	Belagsatz-Zubehör	BDX
	1.8 i	74		04.97	09.00	+ (BR)				
	2.0 16V	97		07.98	09.00					
	2.0 16V	100		09.00	03.05					
	2.0 16V	120		04.97	09.00					
	2.0 HDi 110	80		05.01	03.05					
	2.0 HDi 90	66		02.99	03.05					
	1.6 16V	80		09.00	03.05		24.0108-0106.1	408106	247 8,0 6,0 +S +B	
1.8 16V	81		04.97	08.00						
1.8 i	74		04.97	08.00	+ (BR)					
2.0 16V	97		07.98	08.00						
2.0 16V	100		09.00	03.05						
2.0 16V	120		04.97	08.00						
2.0 HDi 110	80		05.01	03.05						
2.0 HDi 90	66		02.99	03.05						
	1.4 i	55		04.97	08.00	- ABS	03.0137-0261.2	650261	180 x 32	BDX
	1.5 D	42		04.97	08.00	- ABS	03.0137-0197.2	650197	180 x 32 HEB	LUC
	1.6 i	65		04.97	08.00	- ABS	03.0137-9086.2	669086	Bremsbacken-Zubehör	BDX
	1.8 D	43		04.97	08.00	- ABS	03.0137-9175.2	669175	Bremsbacken-Zubehör	LUC
	1.8 i	66		04.97	08.00	- ABS				
	1.8 i	74		04.97	08.00	- ABS / - (BR)				
	1.8 TD	66		10.97	08.00	- ABS				
	1.9 D	50		04.97	08.00	- ABS				
	1.9 D	51		07.98	08.00	- ABS				
	1.4 HDi 70	50		01.03	03.05		03.0137-0312.2	650312	203 x 38 HEB	LUC
	1.4 i	55		04.97	08.00	+ ABS	03.0137-9158.2	669158	Bremsbacken-Zubehör	LUC
	1.4 i	55		09.00	03.05					
	1.5 D	42		04.97	08.00	+ ABS				
	1.6 i	65		04.97	08.00	+ ABS				
	1.8 D	43		04.97	08.00	+ ABS				
	1.8 i	66		04.97	08.00	+ ABS				
	1.8 i	74		04.97	08.00	+ ABS / - (BR)				
	1.8 TD	66		10.97	08.00	+ ABS				
	1.9 D	50		04.97	08.00	+ ABS				
	1.9 D	51		07.98	08.00	+ ABS				
	1.9 D	51		09.00	03.05					
1.9 SD	55		01.98	08.00						
1.9 TD	66		04.97	08.00						
	1.4 i	55		04.97	08.00	- ABS	24.0218-0016.1	480011	180/181 x 44,5 - Lager	
	1.5 D	42		04.97	08.00	- ABS	24.0218-0716.2	480203	180/181 x 44,5 + Lager	
	1.6 i	65		04.97	08.00	- ABS				
	1.8 D	43		04.97	08.00	- ABS				
	1.8 i	66		04.97	08.00	- ABS				
	1.8 i	74		04.97	08.00	- ABS / - (BR)				
	1.8 TD	66		10.97	08.00	- ABS				



CITROEN XSARA (N1) Limousine (97-05)

	1.9 D	50		04.97	08.00	- ABS	24.0218-0016.1	480011			180/181 x 44,5 - Lager
	1.9 D	51		07.98	08.00	- ABS	24.0218-0716.2	480203			180/181 x 44,5 + Lager
	1.4 HDi 70	50		01.03	03.05		24.0220-3014.1	480090			203/204,4 x 46,5
	1.4 i	55		04.97	08.00	+ ABS					
	1.4 i	55		09.00	03.05						
	1.5 D	42		04.97	08.00	+ ABS					
	1.6 i	65		04.97	08.00	+ ABS					
	1.8 D	43		04.97	08.00	+ ABS					
	1.8 i	66		04.97	08.00	+ ABS					
	1.8 i	74		04.97	08.00	+ ABS / -					
	1.8 TD	66		10.97	08.00	+ ABS					
	1.9 D	50		04.97	08.00	+ ABS					
	1.9 D	51		07.98	08.00	+ ABS					
	1.9 D	51		09.00	03.05						
1.9 SD	55		01.98	08.00							
1.9 TD	66		04.97	08.00							
	1.4 i	55		04.97	08.00	- ABS	03.0520-2620.3	692620			20,64/180x32 TopKit BDX
	1.5 D	42		04.97	08.00	- ABS	03.0520-2520.3	692520			20,64/180x32 TopKit LUC
	1.6 i	65		04.97	08.00	- ABS					
	1.8 D	43		04.97	08.00	- ABS					
	1.8 i	66		04.97	08.00	- ABS					
	1.8 i	74		04.97	08.00	- ABS / -					
	1.8 TD	66		10.97	08.00	- ABS					
	1.9 D	50		04.97	08.00	- ABS					
	1.9 D	51		07.98	08.00	- ABS					
	1.9 D	51		09.00	03.05						
	1.9 SD	55		01.98	08.00						
	1.9 TD	66		04.97	08.00						
	1.9 TD	66		04.97	08.00	- ABS					
	1.4 i	55	ORGA 08210	04.97		+ ABS	03.0520-5720.3	695720		+ GG ¹⁾	20,64/203x39 TopKit LUC
1.5 D	42	ORGA 08210	04.97		+ ABS						
1.6 i	65	ORGA 08210	04.97		+ ABS						
1.8 D	43	ORGA 08210	04.97		+ ABS						
1.8 i	66	ORGA 08210	04.97		+ ABS						
1.8 i	74	ORGA 08210	04.97	08.00	+ ABS / -						
1.8 TD	66	ORGA 08210	10.97		+ ABS						
1.9 D	50	ORGA 08210	04.97		+ ABS						
1.9 D	51	ORGA 08210	07.98		+ ABS						
1.9 SD	55	ORGA 08210	01.98								
1.9 TD	66	ORGA 08210	04.97		+ ABS						
1.9 TD	66	ORGA 08210	04.97	08.00	- ABS						
1.4 i	55	ORGA 08211			08.00	+ ABS	03.0520-6420.3	696420			20,64/203x39 TopKit LUC
1.5 D	42	ORGA 08211			08.00	+ ABS					
1.6 i	65	ORGA 08211			08.00	+ ABS					
1.8 D	43	ORGA 08211			08.00	+ ABS					
1.8 i	66	ORGA 08211			08.00	+ ABS					
1.8 i	74	ORGA 08211	04.97		08.00	+ ABS / -					
1.8 TD	66	ORGA 08211			08.00	+ ABS					
1.9 D	50	ORGA 08211			08.00	+ ABS					
1.9 D	51	ORGA 08211			08.00	+ ABS					
1.9 SD	55	ORGA 08211			08.00						
1.9 TD	66	ORGA 08211			08.00	+ ABS					

CITROEN XSARA (N2) Kombi (97-05)

	1.4 i	55		10.97	08.00	- ABS	13.0460-7088.2	607088			21827 17,3 + ATE
	1.5 D	42		10.97	08.00	- ABS					
	1.6 i	65		10.97	08.00	- ABS					
	1.8 D	43		10.97	08.00	- ABS					
	1.9 D	50		10.97	08.00	- ABS					
	1.9 D	51		07.98	08.00	- ABS					
	1.4 i	55		10.97	08.00	+ ABS	13.0460-3978.2	603978			23332 18,0 +/Zub/S BOS
	1.5 D	42		10.97	08.00	+ ABS	13.0460-2829.2	602829			23124 19,0 +/WK/S LUC
	1.6 i	65		10.97	08.00	+ ABS					
	1.8 16V	81		10.97	08.00						
	1.8 D	43		10.97	08.00	+ ABS					
	1.8 i	66		10.97	08.00						
	1.8 i	74		10.97	08.00						
	1.9 D	50		10.97	08.00	+ ABS					
1.9 D	51		07.98	08.00	+ ABS						
1.9 SD	55		01.98	08.00							
1.9 TD	66		10.97	08.00							
2.0 16V	97		07.98	08.00							
2.0 HDi 90	66		09.98	08.00							
1.4 HDi 70	50		01.03	08.05		13.0460-3994.2	603994			23599 19,0 /Zub/S BOS	
1.4 i	55		09.00	08.05		13.0470-3994.2	LD3994			23599 19,0 /Zub/S BOS	
1.6 16V	80		09.00	08.05							
1.9 D	51		09.00	08.05							
2.0 HDi 90	66		09.00	08.05							
2.0 16V	100	ORGA 09184	09.00			13.0460-2817.2	602817			21674 19,0 +/WK/S LUC	
2.0 HDi 110	80	ORGA 09184	05.01								
2.0 16V	100	ORGA 09185			08.05	13.0460-3966.2	603966			23600 19,4 /Zub/S BOS	
2.0 HDi 110	80	ORGA 09185			08.05	13.0470-3966.2	LD3966			23600 19,4 /Zub/S BOS	
	1.4 i	55		10.97	08.00	- ABS	24.0120-0132.1	420132			247 20,4 18,5 V +S +B
	1.5 D	42		10.97	08.00	- ABS	24.0320-0132.1	520132			247 20,4 18,5 V +S +B PD
	1.6 i	65		10.97	08.00	- ABS	24.0124-0127.1	424127			280 24,0 21,9 V +B
	1.8 D	43		10.97	08.00	- ABS					
	1.9 D	50		10.97	08.00	- ABS					
	1.9 D	51		07.98	08.00	- ABS					
	1.4 i	55		10.97	08.00	+ ABS	24.0120-0133.1	420133			266 20,5 18,5 V +S +B
1.5 D	42		10.97	08.00	+ ABS	24.0320-0133.1	520133			266 20,5 18,5 V +S +B PD	

¹⁾ + cast iron / + ghisa / + fonte grise / + fundición de gris



















CITROEN XSARA (N2) Kombi (97-05)

	1.6 i	65		10.97	08.00	+ ABS	24.0120-0133.1	420133		266 20,5 18,5 V +S +B
	1.8 16V	81		10.97	08.00		24.0320-0133.1	520133		266 20,5 18,5 V +S +B PD
	1.8 D	43		10.97	08.00	+ ABS				
	1.8 i	66		10.97	08.00					
	1.8 i	74		10.97	08.00					
	1.9 D	50		10.97	08.00	+ ABS				
	1.9 D	51		07.98	08.00	+ ABS				
	1.9 SD	55		01.98	08.00					
	1.9 TD	66		10.97	08.00					
	2.0 16V	97		07.98	08.00					
2.0 HDi 90	66		09.98	08.00						
	1.4 HDi 70	50		01.03	08.05		24.0122-0194.1	422194		266 22,0 20,0 V +S +B
	1.4 i	55		09.00	08.05					
	1.6 16V	80		09.00	08.05					
	1.9 D	51		09.00	08.05					
	2.0 HDi 90	66		09.00	08.05					
	2.0 16V	100	ORGA 09184	09.00			24.0122-0142.1	422142		283 22,0 20,0 V L +B
	2.0 HDi 110	80	ORGA 09184	05.01						
	2.0 16V	100	ORGA 09185		08.05		24.0126-0120.1	426120		283 26,0 24,0 V +S +B
	2.0 HDi 110	80	ORGA 09185		08.05		24.0326-0120.1	526120		283 26,0 24,0 V +S +B PD
	1.6 16V	80		09.00	08.05		13.0460-3823.2	603823		20974 11,0 BDX
	1.8 16V	81		10.97	08.00		13.0460-0435.2	610435		Belagsatz-Zubehör BDX
	1.8 i	74		10.97	08.00	+ (BR)				
	2.0 16V	97		07.98	08.00					
	2.0 16V	100		09.00	08.05					
	2.0 HDi 110	80		05.01	08.05					
	2.0 HDi 90	66		09.98	08.05					
	1.6 16V	80		09.00	08.05		24.0108-0106.1	408106		247 8,0 6,0 +S +B
	1.8 16V	81		10.97	08.00					
	1.8 i	74		10.97	08.00	+ (BR)				
	2.0 16V	97		07.98	08.00					
	2.0 16V	100		09.00	08.05					
	2.0 HDi 110	80		05.01	08.05					
	2.0 HDi 90	66		09.98	08.05					
	1.4 HDi 70	50		01.03	08.05		03.0137-0370.2	650370		229 x 42 HEB BDX
	1.4 i	55		10.97	08.05		03.0137-9228.2	669228		Bremsbacken-Zubehör BDX
	1.5 D	42		10.97	08.00					
	1.6 i	65		10.97	08.00					
	1.8 D	43		10.97	08.00					
	1.8 i	66		10.97	08.00					
	1.8 i	74		10.97	08.00	- (BR)				
	1.9 D	50		10.97	08.00					
	1.9 D	51		07.98	08.05					
	1.9 SD	55		01.98	08.00					
1.9 TD	66		10.97	08.00						
	1.4 HDi 70	50		01.03	08.05		24.0222-8017.1	480071		229/230 x 50,5
	1.4 i	55		10.97	08.05					
	1.5 D	42		10.97	08.00					
	1.6 i	65		10.97	08.00					
	1.8 D	43		10.97	08.00					
	1.8 i	66		10.97	08.00					
	1.8 i	74		10.97	08.00	- (BR)				
	1.9 D	50		10.97	08.00					
	1.9 D	51		07.98	08.05					
	1.9 SD	55		01.98	08.00					
1.9 TD	66		10.97	08.00						
	1.4 i	55		10.97	08.00	- ABS	03.0520-6720.3	696720		20,64/229x42 TopKit BDX
	1.5 D	42		10.97	08.00	- ABS				
	1.6 i	65		10.97	08.00	- ABS				
	1.8 D	43		10.97	08.00	- ABS				
	1.9 D	50		10.97	08.00	- ABS				
	1.9 D	51		07.98	08.00	- ABS				
	1.4 HDi 70	50		01.03	08.05		03.0520-5822.3	695822		22,20/229x42 TopKit BDX
	1.4 i	55		10.97	08.00	+ ABS				
	1.4 i	55		09.00	08.05					
	1.5 D	42		10.97	08.00	+ ABS				
	1.6 i	65		10.97	08.00	+ ABS				
	1.8 D	43		10.97	08.00	+ ABS				
	1.8 i	66		10.97	08.00					
	1.8 i	74		10.97	08.00	- (BR)				
	1.9 D	50		10.97	08.00	+ ABS				
	1.9 D	51		07.98	08.00	+ ABS				
1.9 D	51		09.00	08.05						
1.9 SD	55		01.98	08.00						
1.9 TD	66		10.97	08.00						

CITROEN XSARA (N0) Coupe (97-05)

	1.4 i	55		02.98	08.00	- ABS	13.0460-3977.2	603977		21980 18,0 +/-WE/S BOS
	1.4 i	55		02.98	08.00	+ ABS	13.0460-7088.2	607088		21827 17,3 + ATE
	1.6 i	65		02.98	08.00					
	1.8 i	66		02.98	08.00					
	1.8 i	74		04.97	08.00	- (BR)				
	1.9 D	50		02.98	08.00					
	1.9 D	51		02.98	08.00					
1.9 TD	66		02.98	08.00						

													
CITROEN XSARA (N0) Coupe (97-05)													
	1.8 16V	81		02.98	08.00		13.0460-3978.2	603978		23332	18,0 +/Zub/S	BOS	
	1.8 i	74		04.97	08.00	+ (BR)	13.0460-2829.2	602829		23124	19,0 +/WK/S	LUC	
	2.0 HDi 90	66		02.99	08.00								
	1.4 HDi 70	50		01.03	03.05		13.0460-3994.2	603994		23599	19,0 /Zub/S	BOS	
	1.4 i	55		09.00	03.05		13.0470-3994.2	LD3994		23599	19,0 /Zub/S	BOS	
	1.6 16V	80		09.00	03.05								
	1.9 D	51		09.00	03.05								
	2.0 HDi 90	66		09.00	03.05								
	2.0	97	ORGA 09184	08.98			13.0460-2817.2	602817			21674	19,0 +/WK/S	LUC
	2.0 16V	100	ORGA 09184	09.00									
2.0 16V	120	ORGA 09184	02.98										
2.0 HDi 110	80	ORGA 09184	05.01										
2.0	97	ORGA 09185		08.00		13.0460-3966.2	603966			23600	19,4 /Zub/S	BOS	
2.0 16V	100	ORGA 09185		03.05		13.0470-3966.2	LD3966			23600	19,4 /Zub/S	BOS	
2.0 16V	120	ORGA 09185		03.05									
2.0 HDi 110	80	ORGA 09185		03.05									
	1.4 i	55		02.98	08.00	- ABS	24.0113-0185.1	413185			248	13,0 11,0 +S +B	
	1.4 i	55		02.98	08.00	+ ABS	24.0120-0132.1	420132			247	20,4 18,5 V +S +B	
	1.6 i	65		02.98	08.00		24.0320-0132.1	520132			247	20,4 18,5 V +S +B PD	
	1.8 i	66		02.98	08.00								
	1.8 i	74		04.97	08.00	- (BR)							
	1.9 D	50		02.98	08.00								
	1.9 D	51		02.98	08.00								
	1.9 TD	66		02.98	08.00								
	1.8 16V	81		02.98	08.00		24.0120-0133.1	420133			266	20,5 18,5 V +S +B	
	1.8 i	74		04.97	08.00	+ (BR)	24.0320-0133.1	520133			266	20,5 18,5 V +S +B PD	
2.0 HDi 90	66		02.99	08.00									
1.4 HDi 70	50		01.03	03.05		24.0122-0194.1	422194			266	22,0 20,0 V +S +B		
1.4 i	55		09.00	03.05									
1.6 16V	80		09.00	03.05									
1.9 D	51		09.00	03.05									
2.0 HDi 90	66		09.00	03.05									
2.0	97	ORGA 09184	08.98			24.0122-0142.1	422142			283	22,0 20,0 V L +B		
2.0 16V	100	ORGA 09184	09.00										
2.0 16V	120	ORGA 09184	02.98										
2.0 HDi 110	80	ORGA 09184	05.01										
2.0	97	ORGA 09185		08.00		24.0126-0120.1	426120			283	26,0 24,0 V +S +B		
2.0 16V	100	ORGA 09185		03.05		24.0326-0120.1	526120			283	26,0 24,0 V +S +B PD		
2.0 16V	120	ORGA 09185		03.05									
2.0 HDi 110	80	ORGA 09185		03.05									
	1.6 16V	80		09.00	03.05		13.0460-3823.2	603823		20974	11,0	BDX	
	1.8 16V	81		02.98	08.00		13.0460-0435.2	610435			Belagsatz-Zubehör	BDX	
	1.8 i	74		04.97	08.00	+ (BR)							
	2.0	97		08.98	08.00								
	2.0 16V	100		09.00	03.05								
	2.0 16V	120		02.98	03.05								
	2.0 HDi 110	80		05.01	03.05								
	2.0 HDi 90	66		02.99	03.05								
	1.6 16V	80		09.00	03.05		24.0108-0106.1	408106			247	8,0 6,0 +S +B	
	1.8 16V	81		02.98	08.00								
1.8 i	74		04.97	08.00	+ (BR)								
2.0	97		08.98	08.00									
2.0 16V	100		09.00	03.05									
2.0 16V	120		02.98	03.05									
2.0 HDi 110	80		05.01	03.05									
2.0 HDi 90	66		02.99	03.05									
	1.4 i	55		02.98	08.00	- ABS	03.0137-0261.2	650261		180 x 32		BDX	
	1.6 i	65		02.98	08.00	- ABS	03.0137-0197.2	650197		180 x 32 HEB		LUC	
	1.8 i	66		02.98	08.00	- ABS	03.0137-9086.2	669086		Bremsbacken-Zubehör		BDX	
	1.8 i	74		04.97	08.00	- ABS/ - (BR)	03.0137-9175.2	669175		Bremsbacken-Zubehör		LUC	
	1.9 D	50		02.98	08.00	- ABS							
	1.9 D	51		02.99	08.00	- ABS							
	1.4 HDi 70	50		01.03	03.05		03.0137-0312.2	650312		203 x 38 HEB		LUC	
	1.4 i	55		02.98	08.00	+ ABS	03.0137-9158.2	669158		Bremsbacken-Zubehör		LUC	
	1.4 i	55		09.00	03.05								
	1.6 i	65		02.98	08.00	+ ABS							
1.8 i	66		02.98	08.00	+ ABS								
1.8 i	74		04.97	08.00	+ ABS/ - (BR)								
1.9 D	50		02.98	08.00	+ ABS								
1.9 D	51		02.99	08.00	+ ABS								
1.9 D	51		09.00	03.05									
1.9 TD	66		02.98	08.00									
	1.4 i	55		02.98	08.00	- ABS	24.0218-0016.1	480011		180/181 x 44,5 - Lager			
	1.6 i	65		02.98	08.00	- ABS	24.0218-0716.2	480203		180/181 x 44,5 - Lager			
	1.8 i	66		02.98	08.00	- ABS							
	1.8 i	74		04.97	08.00	- ABS/ - (BR)							
	1.9 D	50		02.98	08.00	- ABS							
	1.9 D	51		02.99	08.00	- ABS							
	1.4 HDi 70	50		01.03	03.05		24.0220-3014.1	480090			203/204,4 x 46,5		
	1.4 i	55		02.98	08.00	+ ABS							
	1.4 i	55		09.00	03.05								
	1.6 i	65		02.98	08.00	+ ABS							
1.8 i	66		02.98	08.00	+ ABS								
1.8 i	74		04.97	08.00	+ ABS/ - (BR)								
1.9 D	50		02.98	08.00	+ ABS								



CITROEN XSARA (N0) Coupe (97-05)

	1.9 D	51		02.99	08.00	+ ABS	24.0220-3014.1	480090		203/204, 4 x 46,5
	1.9 D	51		09.00	03.05					
	1.9 TD	66		02.98	08.00					
	1.4 i	55		02.98	08.00	- ABS	03.0520-2620.3	692620		20,64/180x32 TopKit BDX
	1.6 i	65		02.98	08.00	- ABS	03.0520-2520.3	692520		20,64/180x32 TopKit LUC
	1.8 i	66		02.98	08.00	- ABS				
	1.8 i	74		04.97	08.00	- ABS/ - ^(EP)				
	1.9 D	50		02.98	08.00	- ABS				
	1.9 D	51		02.99	08.00	- ABS				
	1.4 i	55	ORGA 08210	02.98		+ ABS	03.0520-5720.3	695720	+ GG ¹⁾	20,64/203x39 TopKit LUC
	1.6 i	65	ORGA 08210	02.98		+ ABS				
	1.8 i	66	ORGA 08210	02.98		+ ABS				
	1.8 i	74		04.97	08.00	+ ABS/ - ^(EP)				
	1.9 TD	66		02.98	08.00	- ABS				
	1.4 i	55	ORGA 08211		08.00	+ ABS	03.0520-6420.3	696420		20,64/203x39 TopKit LUC
	1.6 i	65	ORGA 08211		08.00	+ ABS				
	1.8 i	66	ORGA 08211		08.00	+ ABS				
	1.8 i	74		04.97	08.00	+ ABS/ - ^(EP)				
	1.9 D	50		02.98	08.00	+ ABS				
	1.9 D	51		02.99	08.00	+ ABS				
	1.9 TD	66		02.98	08.00	+ ABS				

CITROEN XSARA Picasso (N68) (00-10)

	1.6	65		06.00	03.10		13.0460-2862.2	602862		23346 19,0 /WE/S LUC
	1.6	67		06.02	03.10					
	1.6	70		09.00	03.10					
	1.6 16V	80		09.05	03.10					
	1.6 HDi 110	80		05.04	03.10					
	1.6 HDi 90	66		09.05	03.10					
	1.8 16V	85		02.00	03.10					
	2.0 16V	100		01.03	03.10					
	2.0 HDi			06.00	03.10					
	1.6	65		06.00	03.10	- ESP	13.0460-3994.2	603994		23599 19,0 /Zub/S BOS
	1.6	67		06.02	03.10	- ESP	13.0470-3994.2	LD3994		23599 19,0 /Zub/S BOS
	1.6	70		09.00	03.10	- ESP				
	1.6 16V	80		09.05	03.10	- ESP				
	1.6 HDi 110	80		05.04	03.10	- ESP				
	1.6 HDi 90	66		09.05	03.10	- ESP				
	1.8 16V	85		02.00	03.10	- ESP				
	2.0 16V	100		01.03	03.10	- ESP/ + Schaltgetriebe ²⁾				
	2.0 HDi			06.00	03.10	- ESP				
	1.6	65		06.00	03.10	+ ESP	13.0460-3811.2	603811		23708 19,2 /S BOS
	1.6	67		06.02	03.10	+ ESP				
	1.6	70		09.00	03.10	+ ESP				
	1.6 16V	80		09.05	03.10	+ ESP				
	1.6 HDi 110	80		05.04	03.10	+ ESP				
	1.6 HDi 90	66		09.05	03.10	+ ESP				
	1.8 16V	85		02.00	03.10	+ ESP				
	2.0 16V	100		01.03	03.10	+ Automatikgetriebe ³⁾				
	2.0 16V	100		01.03	03.10	+ ESP/ + Schaltgetriebe ⁴⁾				
	2.0 HDi			06.00	03.10	+ ESP				
	1.6	65		06.00	03.10		24.0120-0133.1	420133	nur für Lucas-Sättel ⁵⁾	266 20,5 18,5 V +S +B
	1.6	67		06.02	03.10		24.0320-0133.1	520133	nur für Lucas-Sättel ⁵⁾	266 20,5 18,5 V +S +B PD
	1.6	70		09.00	03.10					
	1.6 16V	80		09.05	03.10					
	1.6 HDi 110	80		05.04	03.10					
	1.6 HDi 90	66		09.05	03.10					
	1.8 16V	85		02.00	03.10					
	2.0 HDi			06.00	03.10					
	1.6	65		06.00	03.10	- ESP	24.0122-0194.1	422194		266 22,0 20,0 V +S +B
	1.6	67		06.02	03.10	- ESP				
	1.6	70		09.00	03.10	- ESP				
	1.6 16V	80		09.05	03.10	- ESP				
	1.6 HDi 110	80		05.04	03.10	- ESP				
	1.6 HDi 90	66		09.05	03.10	- ESP				
	1.8 16V	85		02.00	03.10	- ESP				
	2.0 16V	100		01.03	03.10	- ESP/ + Schaltgetriebe ²⁾				
	2.0 HDi			06.00	03.10	- ESP				
	1.6	65		06.00	03.10	+ ESP	24.0126-0120.1	426120		283 26,0 24,0 V +S +B
	1.6	67		06.02	03.10	+ ESP	24.0326-0120.1	526120		283 26,0 24,0 V +S +B PD
	1.6	70		09.00	03.10	+ ESP				
	1.6 16V	80		09.05	03.10	+ ESP				
	1.6 HDi 110	80		05.04	03.10	+ ESP				
	1.6 HDi 90	66		09.05	03.10	+ ESP				
	1.8 16V	85		02.00	03.10	+ ESP				
	2.0 16V	100		01.03	03.10	+ Automatikgetriebe ³⁾				
	2.0 16V	100		01.03	03.10	+ ESP/ + Schaltgetriebe ⁴⁾				
	2.0 HDi			06.00	03.10	+ ESP				
	1.6 16V	80		09.05	03.10		13.0460-2823.2	602823		23554 17,2 /S LUC
	1.6 HDi 110	80		05.04	03.10		13.0470-2823.2	LD2823		23554 17,2 /S LUC
	1.6 HDi 90	66		09.05	03.10					
	1.8 16V	85		02.00	03.10					
	2.0 16V	100		01.03	03.10					
	2.0 HDi			06.00	03.10					

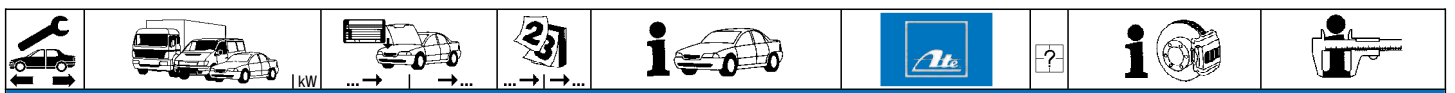
¹⁾ + cast iron / + ghisa / + fonte grise / + fundición de gris

²⁾ - ESP/ + manual transm. / - ESP/+ scatola cambio velocità / - ESP/ + transmission mécanique / - ESP/ + cambio de velocidad

³⁾ + autom.transmission / + scatola cambio automatico / + transmission automatique / + cambio automático

⁴⁾ + ESP/ + manual transm. / + ESP/+ scatola cambio velocità / + ESP/ + transmission mécanique / + ESP/ + cambio de velocidad

⁵⁾ only for Lucas calipers / solo per pinze Lucas / seulement pour étriers Lucas / solo para pinzas Lucas

















CITROEN XSARA Picasso (N68) (00-10)

	1.6 16V 1.6 HDi 110 1.6 HDi 90 1.8 16V 2.0 16V 2.0 HDi	80 80 66 85 100		09.05 05.04 09.05 02.00 01.03 06.00	03.10 03.10 03.10 03.10 03.10 03.10	24.0109-0137.1	409137		247 9,0 8,0 +S +B	
	1.6 1.6 1.6 1.8 16V 2.0 HDi	65 67 70 85		06.00 06.02 09.00 02.00 06.00	03.10 03.10 03.10 03.10 03.10	03.0137-0341.2 03.0137-9220.2	650341 669220		229 x 42 HEB Bremsbacken-Zubehör	LUC LUC
	1.6 1.6 1.6 1.8 16V 2.0 HDi	65 67 70 85		06.00 06.02 09.00 02.00 06.00	03.10 03.10 03.10 03.10 03.10	24.0222-8017.1	480071		229/230 x 50,5	
	1.6 1.6 1.6 1.8 16V 2.0 HDi	65 67 70 85		06.00 06.02 09.00 02.00 06.00	03.10 03.10 03.10 03.10 03.10	03.0520-6322.3	696322		22,20/229x42 TopKit	LUC

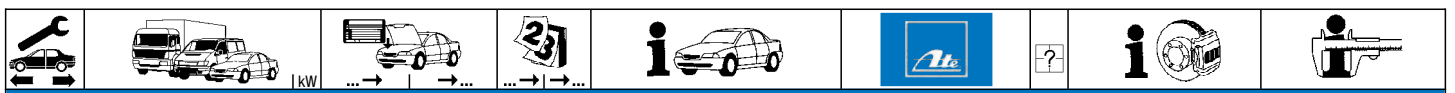
CITROEN ZX (N2) Limousine (91-97)

	1.1 1.1 1.4 1.4 i 1.6 i 1.9 TD	40 44 55 55 65 66		03.91 03.91 03.91 03.91 03.91 07.92	08.93 06.97 06.97 06.97 06.97 06.97	13.0460-3952.2 13.0460-0403.2	603952 610403		20905 18,0 +/WK Belagsatz-Zubehör	BDX BDX
	1.6 i 1.8 16V 1.8 i 1.9 1.9 i 1.9 TD 2.0 i	65 81 74 96 88 66 89		03.91 01.96 07.92 03.91 03.91 07.92 07.92	06.97 06.97 06.97 06.97 06.97 06.97 06.97	13.0460-2981.2	602981		21460 18,0 +/WK/S	LUC
	1.8 D 1.9 D 1.9 D	44 47 50		06.93 03.91 06.94	06.97 06.97 06.97	13.0460-3952.2	603952		20905 18,0 +/WK	BDX
	1.8 D 1.9 D	44 47	ORGA 06049 ORGA 06049	06.93 03.91		13.0460-2825.2 13.0460-0060.2	602825 610060		21614 17,7 +/WK Belagsatz-Zubehör	LUC LUC
	2.0 2.0 16V	122 120		09.96 05.96	10.97 06.97	13.0460-2817.2	602817		21674 19,0 +/WK/S	LUC
	1.1 1.1 1.4 1.4 i 1.9 TD	40 44 55 55 66		03.91 03.91 03.91 03.91 07.92	08.93 06.97 06.97 06.97 06.97	24.0110-0187.1	410187		247 10,0 9,0 +S +B	
	1.6 i 1.8 16V 1.8 i 1.9 1.9 i 1.9 TD 2.0 i	65 81 74 96 88 66 89		03.91 01.96 07.92 03.91 03.91 07.92 07.92	06.97 06.97 06.97 06.97 06.97 06.97 06.97	24.0120-0132.1 24.0320-0132.1	420132 520132		247 20,4 18,5 V +S +B 247 20,4 18,5 V +S +B PD	
	1.8 D 1.9 D 1.9 D	44 47 50		06.93 03.91 06.94	06.97 06.97 06.97	24.0110-0187.1	410187		247 10,0 9,0 +S +B	
	2.0 2.0 16V 2.0 16V	122 110 112		09.96 06.94 07.92	10.97 10.94 10.94	24.0120-0133.1 24.0320-0133.1	420133 520133		266 20,5 18,5 V +S +B 266 20,5 18,5 V +S +B PD	
	2.0 2.0 16V	122 120		09.96 05.96	10.97 06.97	24.0122-0142.1	422142		283 22,0 20,0 V L +B	
	1.6 i 1.8 16V 1.8 D 1.8 i 1.9 1.9 D 1.9 D 1.9 i 1.9 TD 2.0 i	65 81 44 74 96 47 50 88 66 89		03.91 01.96 06.93 07.92 03.91 03.91 06.94 03.91 07.92 07.92	06.97 06.97 06.97 06.97 06.97 06.97 06.97 06.97 06.97 06.97	13.0460-3823.2 13.0460-0435.2	603823 610435		20974 11,0 Belagsatz-Zubehör	BDX BDX
	2.0 2.0 16V 2.0 16V 2.0 16V	122 110 112 120		09.96 06.94 07.92 05.96	10.97 06.97 10.94 06.97	13.0460-3954.2 13.0460-0435.2	603954 610435		20973 11,0 + Belagsatz-Zubehör	BDX BDX
	1.6 i 1.8 16V 1.8 D 1.8 i 1.9 1.9 D 1.9 D 1.9 i	65 81 44 74 96 47 50 88		03.91 01.96 06.93 07.92 03.91 03.91 06.94 03.91	06.97 06.97 06.97 06.97 06.97 06.97 06.97 06.97	24.0108-0106.1	408106		247 8,0 6,0 +S +B	



								
CITROEN ZX (N2) Limousine (91-97)								
	1.9 TD	66		07.92	06.97	24.0108-0106.1	408106	247 8,0 6,0 +S +B
	2.0	122		09.96	10.97			
	2.0 16V	110		06.94	06.97			
	2.0 16V	112		07.92	10.94			
	2.0 16V	120		05.96	06.97			
	2.0 i	89		07.92	06.97			
	1.1	40		03.91	08.93 - ABS	03.0137-0261.2	650261	180 x 32 BDX
	1.1	44		03.91	06.97 - ABS	03.0137-0197.2	650197	180 x 32 HEB LUC
	1.4	55		03.91	06.97 - ABS	03.0137-9086.2	669086	Bremsbacken-Zubehör BDX
	1.4 i	55		03.91	06.97 - ABS	03.0137-9175.2	669175	Bremsbacken-Zubehör LUC
	1.6 i	65		03.91	06.97 - ABS			
	1.8 D	44		06.93	06.97 - ABS			
	1.8 i	74		07.92	06.97 - ABS			
	1.9 D	47		03.91	06.97 - ABS			
	1.9 D	50		06.94	06.97 - ABS			
	1.9 TD	66		07.92	06.97 - ABS			
	1.1	44 ORGA 06749			06.97 + ABS	03.0137-0312.2	650312	203 x 38 HEB LUC
	1.4	55 ORGA 06749			06.97 + ABS	03.0137-9158.2	669158	Bremsbacken-Zubehör LUC
	1.4 i	55 ORGA 06749			06.97 + ABS			
	1.6 i	65 ORGA 06749			06.97 + ABS			
	1.8 16V	81	01.96	06.97	+ ABS			
	1.8 D	44 ORGA 06749			06.97 + ABS			
	1.8 i	74 ORGA 06749			06.97 + ABS			
	1.9 D	47 ORGA 06749			06.97 + ABS			
	1.9 D	50 ORGA 06749			06.97 + ABS			
	1.9 TD	66 ORGA 06749			06.97 + ABS			
	1.1	40		03.91	08.93 - ABS	24.0218-0016.2	480011	180/181 x 44,5 - Lager
	1.1	44		03.91	06.97 - ABS	24.0218-0716.2	480203	180/181 x 44,5 + Lager
	1.4	55		03.91	06.97 - ABS			
	1.4 i	55		03.91	06.97 - ABS			
	1.6 i	65		03.91	06.97 - ABS			
	1.8 D	44		06.93	06.97 - ABS			
	1.8 i	74		07.92	06.97 - ABS			
	1.9 D	47		03.91	06.97 - ABS			
	1.9 D	50		06.94	06.97 - ABS			
	1.9 TD	66		07.92	06.97 - ABS			
	1.1	44 ORGA 06749			06.97 + ABS	24.0220-3014.1	480090	203/204,4 x 46,5
	1.4	55 ORGA 06749			06.97 + ABS			
	1.4 i	55 ORGA 06749			06.97 + ABS			
	1.6 i	65 ORGA 06749			06.97 + ABS			
	1.8 16V	81	01.96	06.97	+ ABS			
	1.8 D	44 ORGA 06749			06.97 + ABS			
	1.8 i	74 ORGA 06749			06.97 + ABS			
	1.9 D	47 ORGA 06749			06.97 + ABS			
	1.9 D	50 ORGA 06749			06.97 + ABS			
	1.9 TD	66 ORGA 06749			06.97 + ABS			
	1.1	40	ORGA 05718	03.91	- ABS	03.0420-1620.3	681620	20,64/180x32 Kit BDX
	1.1	44	ORGA 05718	03.91	- ABS	03.0520-1820.3	691820	20,64/180x32 TopKit LUC
	1.4	55	ORGA 05718	03.91	- ABS			
	1.4 i	55	ORGA 05718	03.91	- ABS			
	1.6 i	65	ORGA 05718	03.91	- ABS			
	1.9 D	47	ORGA 05718	03.91	- ABS			
	1.9 D	50	ORGA 05718	06.94	- ABS			
	1.1	40 ORGA 05719			08.93 - ABS	03.0520-2620.3	692620	20,64/180x32 TopKit BDX
	1.1	44 ORGA 05719			06.97 - ABS	03.0520-2520.3	692520	20,64/180x32 TopKit LUC
	1.4	55 ORGA 05719			06.97 - ABS			
	1.4 i	55 ORGA 05719			06.97 - ABS			
	1.6 i	65 ORGA 05719			06.97 - ABS			
	1.9 D	47 ORGA 05719			06.97 - ABS			
	1.9 D	50 ORGA 05719			06.97 - ABS			
	1.9 TD	66		07.92	06.97 - ABS			
	1.1	44 ORGA 06749			06.97 + ABS	03.0520-5720.3	695720	+ GG ¹⁾ 20,64/203x39 TopKit LUC
	1.4	55 ORGA 06749			06.97 + ABS			
	1.4 i	55 ORGA 06749			06.97 + ABS			
	1.6 i	65 ORGA 06749			06.97 + ABS			
	1.8 16V	81	01.96	06.97	+ ABS			
	1.8 D	44 ORGA 06749			06.97 + ABS			
	1.8 i	74 ORGA 06749			06.97 + ABS			
	1.9 D	47 ORGA 06749			06.97 + ABS			
	1.9 D	50 ORGA 06749			06.97 + ABS			
	1.9 TD	66 ORGA 06749			06.97 + ABS			
CITROEN ZX (N2) Kombi (93-98)								
	1.4 i	55		10.93	10.97	13.0460-3952.2	603952	20905 18,0 +/WK BDX
	1.6 i	65		10.93	10.97	13.0460-0403.2	610403	Belagsatz-Zubehör BDX
	1.6 i	65		10.93	10.97	13.0460-2981.2	602981	21460 18,0 +/WK/S LUC
	1.8 16V	81		01.96	02.98			
	1.8 D	44		10.93	10.97			
	1.8 i	74		10.93	10.97			
	1.9 D	47		10.93	10.97			
	1.9 D	50		06.94	10.97			
	1.9 TD	66		10.93	10.97			

¹⁾ + cast iron / + ghisa / + fonte grise / + fundición de gris



CITROEN ZX (N2) Kombi (93-98)

	1.4 i	55		10.93	10.97	24.0110-0187.1	410187		247 10,0 9,0 +S +B
	1.6 i	65		10.93	10.97	24.0120-0132.1	420132		247 20,4 18,5 V +S +B
	1.8 16V	81		01.96	02.98	24.0320-0132.1	520132		247 20,4 18,5 V +S +B PD
	1.8 D	44		10.93	10.97				
	1.8 i	74		10.93	10.97				
	1.9 D	47		10.93	10.97				
	1.9 D	50		06.94	10.97				
	1.9 TD	66		10.93	10.97				
	1.6 i	65		10.93	10.97	13.0460-3823.2	603823		20974 11,0 BDX
	1.8 16V	81		01.96	02.98	13.0460-0435.2	610435		Belagsatz-Zubehör BDX
	1.8 D	44		10.93	10.97				
	1.8 i	74		10.93	10.97				
	1.9 D	47		10.93	10.97				
	1.9 D	50		06.94	10.97				
	1.9 TD	66		10.93	10.97				
	1.6 i	65		10.93	10.97	24.0108-0106.1	408106		247 8,0 6,0 +S +B
	1.8 16V	81		01.96	02.98				
	1.8 D	44		10.93	10.97				
	1.8 i	74		10.93	10.97				
	1.9 D	47		10.93	10.97				
	1.9 D	50		06.94	10.97				
	1.9 TD	66		10.93	10.97				
	1.4 i	55		10.93	10.97	03.0137-0370.2	650370		229 x 42 HEB BDX
	1.6 i	65		10.93	10.97	03.0137-9228.2	669228		Bremsbacken-Zubehör BDX
	1.8 16V	81		01.96	02.98				
	1.8 D	44		10.93	10.97				
	1.8 i	74		10.93	10.97				
	1.9 D	47		10.93	10.97				
	1.9 D	50		06.94	10.97				
	1.9 TD	66		10.93	10.97				
	1.4 i	55		10.93	10.97	24.0222-8017.1	480071		229/230 x 50,5
	1.6 i	65		10.93	10.97				
	1.8 16V	81		01.96	02.98				
	1.8 D	44		10.93	10.97				
	1.8 i	74		10.93	10.97				
	1.9 D	47		10.93	10.97				
	1.9 D	50		06.94	10.97				
	1.9 TD	66		10.93	10.97				
	1.4 i	55		10.93	10.97	03.0520-3220.3	693220		20,64/229x42 TopKit BDX
	1.6 i	65		10.93	10.97				
	1.8 16V	81		01.96	02.98				
	1.8 D	44		10.93	10.97				
	1.8 i	74		10.93	10.97				
	1.9 D	47		10.93	10.97				
	1.9 D	50		06.94	10.97				
	1.9 TD	66		10.93	10.97				

DACIA DOKKER (12-)

	1.5 dCi 75	55		11.12	- ESP	13.0460-2709.2	602709		23973 17,4 /Zub/S LUC
	1.5 dCi 90	66		11.12	- ESP	13.0470-2709.2	LD2709		23973 17,4 /Zub/S LUC
	1.6 16V	61		11.12	- ESP				
	1.2 TCe 115	85		11.12		13.0460-7266.2	607266		24538 17,9 + ATE
	1.5 dCi 75	55		11.12	+ ESP	13.0470-7266.2	LD7266		24538 17,9 + ATE
	1.5 dCi 90	66		11.12	+ ESP				
	1.6 16V	61		11.12	+ ESP				
	1.5 dCi 75	55		11.12	- ESP	24.0122-0270.1	422270	- erhöhte Zuladung ¹⁾	258 22,0 19,8 V L +S +B
	1.5 dCi 90	66		11.12	- ESP	24.0124-0253.1	424253	+ erhöhte Zuladung ²⁾	280 24,0 21,8 V L +S +B
	1.6 16V	61		11.12	- ESP				
	1.2 TCe 115	85		11.12		24.0124-0253.1	424253		280 24,0 21,8 V L +S +B
	1.5 dCi 75	55		11.12	+ ESP				
	1.5 dCi 90	66		11.12	+ ESP				
	1.6 16V	61		11.12	+ ESP				
	1.2 TCe 115	85		11.12		24.0711-5369.3	360378	2	Radsensor L=619
	1.5 dCi 75	55		11.12					
	1.5 dCi 90	66		11.12					
	1.6 16V	61		11.12					
	1.2 TCe 115	85		11.12		03.0137-0496.2	650496		228 x 42 HEB BDX
	1.5 dCi 75	55		11.12		03.0137-9228.2	669228		Bremsbacken-Zubehör BDX
	1.5 dCi 90	66		11.12					
	1.6 16V	61		11.12					




















DACIA DOKKER Express (12-)

	1.5 dCi	55		12.12	- ESP	13.0460-2709.2	602709	- erhöhte Zuladung ¹⁾	23973 17,4 /Zub/S LUC
	1.5 dCi	66		12.12	- ESP	13.0470-2709.2	LD2709	- erhöhte Zuladung ¹⁾	23973 17,4 /Zub/S LUC
	1.6 16V	61		12.12	- ESP				
	1.5 dCi	55		12.12	- ESP	13.0460-7266.2	607266	+ erhöhte Zuladung ²⁾	24538 17,9 + ATE
	1.5 dCi	66		12.12	- ESP	13.0470-7266.2	LD7266	+ erhöhte Zuladung ²⁾	24538 17,9 + ATE
	1.6 16V	61		12.12	- ESP				
	1.2 TCe 115	85		12.12		13.0460-7266.2	607266		24538 17,9 + ATE
	1.5 dCi	55		12.12	+ ESP	13.0470-7266.2	LD7266		24538 17,9 + ATE
	1.5 dCi	66		12.12	+ ESP				
	1.6 16V	61		12.12	+ ESP				





















¹⁾ - increased payload / - carico utile maggiorato / - charge utile augmentée / - incremento de carga

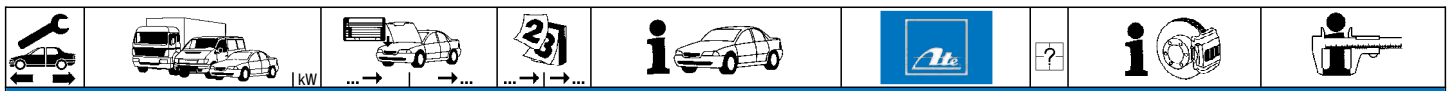
²⁾ + increased payload / + carico utile maggiorato / + charge utile augmentée / + incremento de carga



								
DACIA DOKKER Express (12-)								
	1.5 dCi	55	12.12	- ESP	24.0122-0270.1	422270	- erhöhte Zuladung ¹⁾	258 22,0 19,8 V L +S +B
	1.5 dCi	66	12.12	- ESP	24.0124-0253.1	424253	+ erhöhte Zuladung ²⁾	280 24,0 21,8 V L +S +B
	1.6 16V	61	12.12	- ESP				
	1.2 TCe 115	85	12.12		24.0124-0253.1	424253		280 24,0 21,8 V L +S +B
	1.5 dCi	55	12.12	+ ESP				
	1.5 dCi	66	12.12	+ ESP				
	1.6 16V	61	12.12	+ ESP				
	1.2 TCe 115	85	12.12		24.0711-5369.3	360378	2 	Radsensor L=619
	1.5 dCi	55	12.12					
	1.5 dCi	66	12.12					
	1.6 16V	61	12.12					
	1.2 TCe 115	85	12.12		03.0137-0496.2	650496		228 x 42 HEB BDX
	1.5 dCi	55	12.12		03.0137-9228.2	669228		Bremsbacken-Zubehör BDX
	1.5 dCi	66	12.12					
	1.6 16V	61	12.12					
DACIA DUSTER (HS_) (10-)								
	1.5 dCi	63	04.10	- ABS	13.0460-2709.2	602709		23973 17,4 /Zub/S LUC
	1.5 dCi	66	10.10	- ABS	13.0470-2709.2	LD2709		23973 17,4 /Zub/S LUC
	1.5 dCi	79	06.10	- ABS				
	1.5 dCi	80	09.13	- ABS				
	1.6 16V	77	04.10	- ESP				
	1.6 16V 4x4	77	06.10	- ESP				
	1.6 16V Flexifuel	77	04.11	- ESP				
	1.6 16V LPG	77	04.11	- ESP				
	1.2 TCe 125	92	09.13		13.0460-7266.2	607266		24538 17,9 + ATE
	1.5 dCi	63	04.10	+ ABS	13.0470-7266.2	LD7266		24538 17,9 + ATE
	1.5 dCi	66	10.10	+ ABS				
	1.5 dCi	79	06.10	+ ABS				
	1.5 dCi	80	09.13	+ ABS				
	1.5 dCi 4x4	66	10.10					
	1.5 dCi 4x4	79	06.10					
	1.5 dCi 4x4	80	08.13					
	1.5 dCi 4x4	81	10.10					
	1.6 16V	77	04.10	+ ESP				
	1.6 16V 4x4	77	06.10	+ ESP				
	1.6 16V Flexifuel	77	04.11	+ ESP				
	1.6 16V LPG	77	04.11	+ ESP				
	1.2 TCe 125	92	09.13		24.0124-0221.1	424221		280 24,0 21,8 V L +S +B
	1.5 dCi	63	04.10	+ ABS				
	1.5 dCi	66	10.10	+ ABS				
	1.5 dCi	79	06.10	+ ABS				
	1.5 dCi	80	09.13	+ ABS				
	1.5 dCi 4x4	66	10.10					
	1.5 dCi 4x4	79	06.10					
	1.5 dCi 4x4	80	08.13					
	1.5 dCi 4x4	81	10.10					
	1.6 16V	77	04.10	+ ESP				
	1.6 16V 4x4	77	06.10	+ ESP				
	1.6 16V Flexifuel	77	04.11	+ ESP				
	1.6 16V LPG	77	04.11	+ ESP				
	1.2 TCe 125	92	09.13		03.0137-0496.2	650496		228 x 42 HEB BDX
	1.5 dCi	63	04.10		03.0137-9228.2	669228		Bremsbacken-Zubehör BDX
	1.5 dCi	66	10.10					
	1.5 dCi	79	06.10					
	1.5 dCi	80	09.13					
	1.6 16V	77	04.10					
	1.6 16V Flexifuel	77	04.11					
	1.6 16V LPG	77	04.11					
	1.5 dCi 4x4	66	10.10		03.0137-9312.2	669312		Bremsbacken-Zubehör
	1.5 dCi 4x4	79	06.10					
	1.5 dCi 4x4	80	08.13					
	1.5 dCi 4x4	81	10.10					
	1.6 16V 4x4	77	06.10					
	1.2 TCe 125	92	09.13		03.0520-7919.3	697919		19,05/228x42 TopKit
	1.5 dCi	63	04.10					
	1.5 dCi	66	10.10					
	1.5 dCi	79	06.10					
	1.5 dCi	80	09.13					
	1.5 dCi 4x4	80	08.13					
	1.6 16V	77	04.10					
	1.6 16V Flexifuel	77	04.11					
	1.6 16V LPG	77	04.11					
DACIA LODGY (JS_) (12-)								
	1.5 dCi	66	03.12	- ESP	13.0460-2709.2	602709		23973 17,4 /Zub/S LUC
	1.6	61	03.12	- ESP	13.0470-2709.2	LD2709		23973 17,4 /Zub/S LUC
	1.2 TCe	85	03.12		13.0460-7266.2	607266		24538 17,9 + ATE
	1.5 dCi	66	03.12	+ ESP	13.0470-7266.2	LD7266		24538 17,9 + ATE
	1.5 dCi	79	03.12					
	1.6	61	03.12	+ ESP				
	1.5 dCi	66	03.12	- ESP	24.0122-0270.1	422270		258 22,0 19,8 V L +S +B
	1.6	61	03.12	- ESP				
	1.5 dCi	66	03.12	06.13 + ESP	24.0124-0253.1	424253		280 24,0 21,8 V L +S +B
	1.6	61	03.12	06.13 + ESP				

1) - increased payload / - carico utile maggiorato / - charge utile augmentée / - incremento de carga
2) + increased payload / + carico utile maggiorato / + charge utile augmentée / + incremento de carga

								
DACIA LODGY (JS_) (12-)								
	1.2 TCe 1.5 dCi 1.5 dCi 1.6	85 66 79 61	03.12 07.13 03.12 07.13	+ ESP + ESP	24.0122-0270.1	422270		258 22,0 19,8 V L +S +B
	1.2 TCe 1.5 dCi 1.5 dCi 1.6	85 66 79 61	03.12 03.12 03.12 03.12		24.0711-5369.3	360378	2 	Radsensor L=619
	1.2 TCe 1.5 dCi 1.5 dCi 1.6	85 66 79 61	03.12 03.12 03.12 03.12		03.0137-0496.2	650496		228 x 42 HEB BDX
DACIA LOGAN Express (FS_) (09-13)								
	1.4 1.5 dCi 1.5 dCi 1.5 dCi 1.5 dCi 1.6 1.6 MPI 85	55 50 55 63 65 64 62	03.09 06.13 03.09 06.13 05.10 06.13 03.09 06.13 05.10 06.13 03.09 06.13 05.10 06.13		13.0460-2709.2 13.0470-2709.2	602709 LD2709		23973 17,4 /Zub/S LUC 23973 17,4 /Zub/S LUC
	1.4 1.5 dCi 1.5 dCi 1.5 dCi 1.5 dCi 1.6 1.6 MPI 85	55 50 55 63 65 64 62	03.09 06.13 03.09 06.13 05.10 06.13 03.09 06.13 05.10 06.13 03.09 06.13 05.10 06.13		24.0122-0216.1	422216		260 22,0 19,8 V L +S +B
	1.4 1.5 dCi 1.5 dCi 1.5 dCi 1.5 dCi 1.6 1.6 MPI 85	55 50 55 63 65 64 62	03.09 06.13 03.09 06.13 05.10 06.13 03.09 06.13 05.10 06.13 03.09 06.13 05.10 06.13		03.0137-0496.2 03.0137-9228.2	650496 669228		228 x 42 HEB BDX Bremsbacken-Zubehör BDX
	1.4 1.5 dCi 1.5 dCi 1.5 dCi 1.5 dCi 1.6 1.6 MPI 85	55 50 55 63 65 64 62	03.09 06.13 03.09 06.13 05.10 06.13 03.09 06.13 05.10 06.13 03.09 06.13 05.10 06.13		03.0520-7222.3 03.0520-7919.3	697222 697919		22,20/228x42 TopKit 19,05/228x42 TopKit
DACIA LOGAN Limousine (LS_) (04-13)								
	1.2 16V 1.4 1.4 MPI LPG 1.5 dCi 1.5 dCi 1.5 dCi 1.5 dCi 1.5 dCi 1.6 16V 1.6 16V 1.6 16V Flexifuel 1.6 Bifuel 1.6 MPI 85	55 55 55 48 50 55 63 65 64 77 77 62 62	02.06 04.13 09.04 04.13 02.06 04.13 09.05 04.13 01.06 04.13 05.10 04.13 09.07 04.13 05.10 04.13 09.04 04.13 02.06 04.13 01.11 04.13 05.10 04.13 05.10 04.13		13.0460-2834.2	602834		21463 18,0 /WK/S LUC
	1.2 16V 1.4 1.4 MPI LPG 1.5 dCi 1.5 dCi 1.5 dCi 1.5 dCi 1.5 dCi 1.6 16V 1.6 16V 1.6 16V Flexifuel 1.6 Bifuel 1.6 MPI 85	55 55 55 48 50 55 63 65 64 77 77 62 62	02.06 04.13 - ABS 09.04 04.13 - ABS 02.06 04.13 - ABS 09.05 04.13 - ABS 01.06 04.13 - ABS 05.10 04.13 - ABS 09.07 04.13 - ABS 05.10 04.13 - ABS 09.04 04.13 - ABS 02.06 04.13 - ABS 01.11 04.13 - ABS 05.10 04.13 - ABS 05.10 04.13 - ABS		24.0112-0116.1	412116		238 12,0 10,5 +S +B
	1.2 16V 1.4 1.4 MPI LPG 1.5 dCi 1.5 dCi 1.5 dCi 1.5 dCi 1.5 dCi 1.6 16V 1.6 16V 1.6 16V Flexifuel 1.6 Bifuel 1.6 MPI 85	55 55 55 48 50 55 63 65 64 77 77 62 62	02.06 04.13 + ABS 09.04 04.13 + ABS 02.06 04.13 + ABS 09.05 04.13 + ABS 01.06 04.13 + ABS 05.10 04.13 + ABS 09.07 04.13 + ABS 05.10 04.13 + ABS 09.04 04.13 + ABS 02.06 04.13 + ABS 01.11 04.13 + ABS 05.10 04.13 + ABS 05.10 04.13 + ABS		24.0112-0171.1	412171		259 12,0 10,6 +S +B
	1.2 16V 1.4 1.4 MPI LPG	55 55 55	02.06 04.13 09.04 04.13 02.06 04.13		24.0121-0106.1	421106		259 20,6 17,7 V +S +B




















DACIA LOGAN Limousine (LS_) (04-13)

	1.5 dCi	48		09.05	04.13		24.0121-0106.1	421106			259 20,6 17,7 V +S +B
	1.5 dCi	50		01.06	04.13						
	1.5 dCi	55		05.10	04.13						
	1.5 dCi	63		09.07	04.13						
	1.5 dCi	65		05.10	04.13						
	1.6 16V	64		09.04	04.13						
	1.6 16V	77		02.06	04.13						
	1.6 16V Flexifuel	77		01.11	04.13						
	1.6 Bifuel	62		05.10	04.13						
	1.6 MPI 85	62		05.10	04.13						
	1.2 16V	55		02.06	04.13	- ABS	03.0137-0358.2	650358			180 x 42 HEB BDX
	1.4	55		09.04	04.13	- ABS	03.0137-9088.2	669088			Bremsbacken-Zubehör BDX
	1.4 MPI LPG	55		02.06	04.13	- ABS					
	1.5 dCi	48		09.05	04.13	- ABS					
	1.5 dCi	50		01.06	04.13	- ABS					
	1.5 dCi	55		05.10	04.13	- ABS					
	1.5 dCi	63		09.07	04.13	- ABS					
	1.5 dCi	65		05.10	04.13	- ABS					
	1.6 16V	64		12.08	04.13	- ABS					
	1.6 16V	77		12.08	04.13	- ABS					
	1.6 16V Flexifuel	77		01.11	04.13	- ABS					
	1.6 Bifuel	62		05.10	04.13	- ABS					
	1.6 MPI 85	62		05.10	04.13	- ABS					
	1.2 16V	55		02.06	04.13	+ ABS	03.0137-0423.2	650423			203 x 39 HEB BOS
	1.4	55		09.04	04.13	+ ABS	03.0137-9274.2	669274			Bremsbacken-Zubehör BOS
	1.4 MPI LPG	55		02.06	04.13	+ ABS					
	1.5 dCi	48		09.05	04.13	+ ABS					
	1.5 dCi	50		01.06	04.13	+ ABS					
	1.5 dCi	55		05.10	04.13	+ ABS					
	1.5 dCi	63		09.07	04.13	+ ABS					
	1.5 dCi	65		05.10	04.13	+ ABS					
	1.6 16V	64		09.04	04.13	+ ABS					
	1.6 16V	77		02.06	04.13	+ ABS					
	1.6 16V Flexifuel	77		01.11	04.13	+ ABS					
	1.6 MPI 85	62		05.10	04.13	+ ABS					
	1.2 16V	55		02.06	04.13	+ ABS	03.0137-0312.2	650312			203 x 38 HEB LUC
	1.4	55		09.04	04.13	+ ABS	03.0137-9278.2	669278			Bremsbacken-Zubehör LUC
	1.4 MPI LPG	55		02.06	04.13	+ ABS					
	1.5 dCi	48		09.05	04.13	+ ABS					
	1.5 dCi	50		01.06	04.13	+ ABS					
	1.5 dCi	63		09.07	04.13	+ ABS					
	1.5 dCi	65		05.10	04.13	+ ABS					
	1.6 16V	64		09.04	04.13	+ ABS					
	1.6 16V	77		02.06	04.13	+ ABS					
	1.6 16V Flexifuel	77		01.11	04.13	+ ABS					
	1.6 Bifuel	62		05.10	04.13	+ ABS					
	1.6 MPI 85	62		05.10	04.13	+ ABS					
	1.4 MPI LPG	55		02.06	04.13		24.0218-0032.1	480118	+ Trommeldurchmesser 180 mm ¹⁾		180/181 x 53,5 - Lager
	1.5 dCi	48		09.05	04.13		24.0220-3021.1	480127	- ABS		203/204,5 x 50,5 - Lager
	1.5 dCi	50		01.06	04.13		24.0220-3036.1	480301	+ ABS/ ohne Sensorring ²⁾		203/204,5 x 50,5 - Lager
	1.5 dCi	63		09.07	04.13						
	1.5 dCi	65		05.10	04.13						
	1.6 16V	64		09.04	04.13						
	1.6 16V	77		02.06	04.13						
	1.6 Bifuel	62		05.10	04.13						
	1.6 MPI 85	62		05.10	04.13						
	1.4 MPI LPG	55		02.06	04.13		24.0218-0732.2	480207	- ABS		180/181 x 53,2 + Lager
	1.5 dCi	48		09.05	04.13		24.0220-3036.1	480301	+ ABS		203/204,5 x 50,5 - Lager
	1.5 dCi	50		01.06	04.13						
	1.5 dCi	63		09.07	04.13						
	1.5 dCi	65		05.10	04.13						
	1.6 16V	64		09.04	04.13						
	1.6 16V	77		02.06	04.13						
	1.6 Bifuel	62		05.10	04.13						
	1.6 MPI 85	62		05.10	04.13						
	1.2 16V	55		02.06	04.13	- ABS	03.0520-4719.3	694719			19,05/180x42 TopKit BDX
	1.4	55		09.04	04.13	- ABS					
	1.4 MPI LPG	55		02.06	04.13	- ABS					
	1.5 dCi	48		09.05	04.13	- ABS					
	1.5 dCi	50		01.06	04.13	- ABS					
	1.5 dCi	55		05.10	04.13	- ABS					
	1.5 dCi	63		09.07	04.13	- ABS					
	1.5 dCi	65		05.10	04.13	- ABS					
	1.6 16V	64		09.04	04.13	- ABS					
	1.6 16V	77		02.06	04.13	- ABS					
	1.6 16V Flexifuel	77		01.11	04.13	- ABS					
	1.6 Bifuel	62		05.10	04.13	- ABS					
	1.6 MPI 85	62		05.10	04.13	- ABS					
	1.2 16V	55		02.06	04.13	+ ABS	03.0520-3817.3	693817			17,46/203x39 TopKit BOS
	1.4	55		09.04	04.13	+ ABS					
	1.4 MPI LPG	55		02.06	04.13	+ ABS					
	1.5 dCi	48		09.05	04.13	+ ABS					
	1.5 dCi	50		01.06	04.13	+ ABS					
	1.5 dCi	55		05.10	04.13	+ ABS					
	1.5 dCi	63		09.07	04.13	+ ABS					
	1.5 dCi	65		05.10	04.13	+ ABS					

























¹⁾ + drum diameter 180 mm / + tamburi diametru 180 mm / + tambour diamètre 180 mm / + tambores diámetro 180 mm

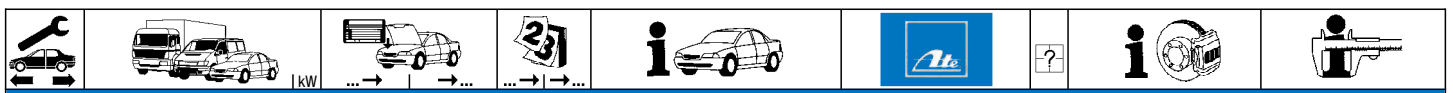
²⁾ + ABS/ without sensor ring / + ABS/ senza sensore / + ABS/ sans secours ABS / + ABS/ sin anillo sensor ABS

												
DACIA LOGAN Limousine (LS_) (04-13)												
	1.6 16V	64		09.04	04.13	+ ABS	03.0520-3817.3	693817		17,46/203x39 TopKit	BOS	
	1.6 16V	77		02.06	04.13	+ ABS						
	1.6 16V Flexifuel	77		01.11	04.13	+ ABS						
	1.6 MPI 85	62		05.10	04.13	+ ABS						
	1.2 16V	55		02.06	04.13	+ ABS	03.0520-3517.3	693517		17,78/203x39 TopKit	LUC	
	1.4	55		09.04	04.13	+ ABS						
	1.4 MPI LPG	55		02.06	04.13	+ ABS						
	1.5 dCi	48		09.05	04.13	+ ABS						
	1.5 dCi	50		01.06	04.13	+ ABS						
	1.5 dCi	63		09.07	04.13	+ ABS						
	1.5 dCi	65		05.10	04.13	+ ABS						
	1.6 16V	64		09.04	04.13	+ ABS						
	1.6 16V	77		02.06	04.13	+ ABS						
1.6 Bifuel	62		05.10	04.13	+ ABS							
1.6 MPI 85	62		05.10	04.13	+ ABS							
DACIA LOGAN MCV Kombi (KS_) (07-13)												
	1.4	55		02.07	04.13	+ Bremsscheibendurchm. 259 mm ¹⁾	13.0460-2834.2	602834		21463 18,0 /WK/S	LUC	
	1.5 dCi	50		02.07	04.13	+ Bremsscheibendurchm. 259 mm ¹⁾						
	1.5 dCi	55		05.10	04.13	+ Bremsscheibendurchm. 259 mm ¹⁾						
	1.5 dCi	63		09.07	04.13	+ Bremsscheibendurchm. 259 mm ¹⁾						
	1.5 dCi	65		05.10	04.13	+ Bremsscheibendurchm. 259 mm ¹⁾						
	1.6	64		02.07	04.13	+ Bremsscheibendurchm. 259 mm ¹⁾						
	1.4	55		02.07	04.13	+ Bremsscheibendurchm. 260 mm ²⁾	13.0460-7270.2	607270		24673 17,5 +	ATE	
	1.5 dCi	50		02.07	11.08	+ Bremsscheibendurchm. 260 mm ²⁾						
	1.5 dCi	63		09.07	11.08	+ Bremsscheibendurchm. 260 mm ²⁾						
	1.6	64		02.07	11.08	+ Bremsscheibendurchm. 260 mm ²⁾						
	1.6 16V	77		02.07	04.13	+ Bremsscheibendurchm. 260 mm ²⁾						
	1.6 16V Flexifuel	77		11.09	04.13	+ Bremsscheibendurchm. 260 mm ²⁾						
	1.6 Bifuel	64		11.08	04.13	+ Bremsscheibendurchm. 260 mm ²⁾						
1.6 MPI 85	62		05.10	04.13	+ Bremsscheibendurchm. 260 mm ²⁾							
	1.4	55		02.07	04.13	+ Bremsscheibendurchm. 260 mm ²⁾	13.0460-2709.2	602709		23973 17,4 /Zub/S	LUC	
	1.5 dCi	50		12.08	04.13	+ Bremsscheibendurchm. 260 mm ²⁾	13.0470-2709.2	LD2709		23973 17,4 /Zub/S	LUC	
	1.5 dCi	55		05.10	04.13	+ Bremsscheibendurchm. 260 mm ²⁾						
	1.5 dCi	63		12.08	04.13	+ Bremsscheibendurchm. 260 mm ²⁾						
	1.5 dCi	65		05.10	04.13	+ Bremsscheibendurchm. 260 mm ²⁾						
	1.6	64		12.08	04.13	+ Bremsscheibendurchm. 260 mm ²⁾						
	1.6 16V	77		02.07	04.13	+ Bremsscheibendurchm. 260 mm ²⁾						
	1.6 16V Flexifuel	77		11.09	04.13	+ Bremsscheibendurchm. 260 mm ²⁾						
	1.4	55		02.07	04.13		24.0121-0106.1	421106		259 20,6 17,7 V +S +B		
	1.5 dCi	50		02.07	04.13							
	1.5 dCi	55		05.10	04.13							
	1.5 dCi	63		09.07	04.13							
	1.5 dCi	65		05.10	04.13							
1.6	64		02.07	04.13								
1.6 Bifuel	64		11.08	04.13								
1.6 MPI 85	62		05.10	04.13								
	1.4	55		02.07	04.13		24.0122-0216.1	422216		260 22,0 19,8 V L +S +B		
	1.5 dCi	50		02.07	04.13							
	1.5 dCi	55		05.10	04.13							
	1.5 dCi	63		09.07	04.13							
	1.5 dCi	65		05.10	04.13							
	1.6	64		02.07	04.13							
	1.6 16V	77		02.07	04.13							
	1.6 16V Flexifuel	77		11.09	04.13							
	1.6 Bifuel	64		11.08	04.13							
	1.6 MPI 85	62		05.10	04.13							
		1.4	55		02.07	04.13		03.0137-0496.2	650496		228 x 42 HEB	BDX
		1.5 dCi	50		02.07	04.13		03.0137-9228.2	669228		Bremsbacken-Zubehör	BDX
		1.5 dCi	55		05.10	04.13						
1.5 dCi		63		09.07	04.13							
1.5 dCi		65		05.10	04.13							
1.6		64		02.07	04.13							
1.6 16V		77		02.07	04.13							
1.6 16V Flexifuel		77		11.09	04.13							
1.6 Bifuel		64		11.08	04.13							
1.6 MPI 85		62		05.10	04.13		03.0137-0423.2	650423		203 x 39 HEB	BOS	
		1.4	55		02.07	04.13	+ ABS	03.0520-7222.3	697222		22,20/228x42 TopKit	
		1.5 dCi	50		04.08	04.13	+ ABS	03.0520-7919.3	697919		19,05/228x42 TopKit	
		1.5 dCi	55		05.10	04.13	+ ABS					
	1.5 dCi	63		09.07	04.13	+ ABS						
	1.5 dCi	65		05.10	04.13	+ ABS						
	1.6	64		02.07	04.13	+ ABS						
	1.6 16V	77		02.07	04.13	+ ABS						
	1.6 16V Flexifuel	77		11.09	04.13	+ ABS						
	1.6 Bifuel	64		11.08	04.13	+ ABS						
	DACIA LOGAN Pick-up (US_) (08-13)											
		1.5 dCi	50		03.08	11.08		13.0460-7270.2	607270		24673 17,5 +	ATE
		1.5 dCi	63		03.08	11.08						
		1.6	64		03.08	11.08						
1.4		55		01.09	06.13		13.0460-2709.2	602709		23973 17,4 /Zub/S	LUC	
1.5 dCi		50		12.08	06.13		13.0470-2709.2	LD2709		23973 17,4 /Zub/S	LUC	
	1.5 dCi	55		05.10	06.13							
	1.5 dCi	63		12.08	06.13							
	1.5 dCi	65		05.10	06.13							

¹⁾ + brake disc diameter 259mm / + diametro dischi freno 259mm / + diamètre disques frein 259mm / + diámetro disco freno 259mm

²⁾ + brake disc diameter 260mm / + diametro dischi freno 260mm / + diamètre disques frein 260mm / + diámetro disco freno 260mm

									
DACIA LOGAN Pick-up (US_) (08-13)									
	1.6 1.6 Bifuel 1.6 MPI 85	64 62 62	12.08 05.10 05.10	06.13 06.13 06.13	13.0460-2709.2 13.0470-2709.2	602709 LD2709		23973 17,4 /Zub/S 23973 17,4 /Zub/S	LUC LUC
	1.4 1.5 dCi 1.5 dCi 1.5 dCi 1.5 dCi 1.6 1.6 Bifuel 1.6 MPI 85	55 50 55 63 65 64 62 62	01.09 03.08 05.10 03.08 05.10 03.08 05.10 05.10	06.13 06.13 06.13 06.13 06.13 06.13 06.13 06.13	24.0122-0216.1	422216		260 22,0 19,8 V L +S +B	
	1.4 1.5 dCi 1.5 dCi 1.5 dCi 1.5 dCi 1.6 1.6 Bifuel 1.6 MPI 85	55 50 55 63 65 64 62 62	01.09 03.08 05.10 03.08 05.10 03.08 05.10 05.10	06.13 06.13 06.13 06.13 06.13 06.13 06.13 06.13	03.0137-0496.2 03.0137-9228.2	650496 669228		228 x 42 HEB Bremsbacken-Zubehör	BDX BDX
	1.4 1.5 dCi 1.5 dCi 1.5 dCi 1.5 dCi 1.6 1.6 Bifuel 1.6 MPI 85	55 50 55 63 65 64 62 62	01.09 03.08 05.10 03.08 05.10 03.08 05.10 05.10	06.13 06.13 06.13 06.13 06.13 06.13 06.13 06.13	03.0520-7222.3	697222		22,20/228x42 TopKit	
DACIA LOGAN II Limousine (L52_) (12-)									
	0.9 TCe 90 1.2 16V 75 1.2 16V LPG 1.5 dCi 75 1.5 DCi 85 1.5 dCi 90 1.6 16V	66 55 55 55 63 66 77	11.12 11.12 11.12 11.12 01.13 11.12 01.13		13.0460-7298.2	607298		25702 18,2 +	ATE
	1.2 16V 75 1.2 16V LPG 0.9 TCe 90 1.5 dCi 75 1.5 DCi 85 1.5 dCi 90 1.6 16V	55 55 66 55 63 66 77	11.12 11.12 11.12 11.12 01.13 11.12 01.13		24.0112-0171.1	412171		259 12,0 10,6 +S +B	
	0.9 TCe 90 1.5 dCi 75 1.5 DCi 85 1.5 dCi 90 1.6 16V	66 55 63 66 77	11.12 11.12 01.13 11.12 01.13		24.0122-0289.1	422289		258 22,0 19,8 V L +S +B	
	0.9 TCe 90 1.2 16V 75 1.2 16V LPG 1.5 dCi 75 1.5 DCi 85 1.5 dCi 90 1.6 16V	66 55 55 55 63 66 77	11.12 11.12 11.12 11.12 01.13 11.12 01.13		24.0711-5369.3	360378	2 	Radsensor L=619	
	0.9 TCe 90 1.2 16V 75 1.2 16V LPG 1.5 dCi 75 1.5 DCi 85 1.5 dCi 90 1.6 16V	66 55 55 55 63 66 77	11.12 11.12 11.12 11.12 01.13 11.12 01.13		03.0137-0423.2 03.0137-9274.2	650423 669274		203 x 39 HEB Bremsbacken-Zubehör	BOS BOS
	1.5 DCi 85 1.6 16V	63 77	01.13 01.13		03.0137-0496.2 03.0137-9228.2	650496 669228		228 x 42 HEB Bremsbacken-Zubehör	BDX BDX
	0.9 TCe 90 1.2 16V 75 1.2 16V LPG 1.5 dCi 75 1.5 dCi 90	66 55 55 55 66	11.12 11.12 11.12 11.12 11.12		03.0520-3817.3	693817		17,46/203x39 TopKit	BOS
	0.9 TCe 90 1.2 16V 75 1.5 dCi 75 1.5 DCi 85 1.5 dCi 90 1.6 16V	66 55 55 63 66 77	11.12 11.12 11.12 01.13 11.12 01.13		03.0520-7919.3	697919	+ ABS	19,05/228x42 TopKit	
DACIA LOGAN II MCV Kombi (13-)									
	0.9 TCe 90 1.2 16V 1.2 16V LPG 1.5 dCi 75 1.5 dCi 85 1.5 dCi 90	66 55 55 55 63 66	02.13 02.13 02.13 02.13 02.13 02.13		13.0460-7298.2	607298		25702 18,2 +	ATE
	0.9 TCe 90 1.2 16V 1.2 16V LPG 1.5 dCi 75 1.5 dCi 85 1.5 dCi 90	66 55 55 55 63 66	02.13 02.13 02.13 02.13 02.13 02.13		24.0122-0289.1	422289		258 22,0 19,8 V L +S +B	



DACIA LOGAN II MCV Kombi (13-)

	0.9 TCe 90	66		02.13		24.0711-5369.3	360378	2		Radsensor L=619
	1.2 16V	55		02.13						
	1.2 16V LPG	55		02.13						
	1.5 dCi 75	55		02.13						
	1.5 dCi 85	63		02.13						
	1.5 dCi 90	66		02.13						
	0.9 TCe 90	66		02.13		03.0137-0423.2	650423			203 x 39 HEB BOS
	1.2 16V	55		02.13		03.0137-9274.2	669274			Bremsbacken-Zubehör BOS
	1.2 16V LPG	55		02.13						
	1.5 dCi 75	55		02.13						
	1.5 dCi 85	63		02.13						
	1.5 dCi 90	66		02.13						
	0.9 TCe 90	66		02.13		03.0137-0496.2	650496			228 x 42 HEB BDX
	1.2 16V	55		02.13						
	1.2 16V LPG	55		02.13						
	1.5 dCi 75	55		02.13						
	1.5 dCi 85	63		02.13						
	1.5 dCi 90	66		02.13						

DACIA SANDERO (08-13)

	1.2 16V	55		11.08	02.13	13.0460-2834.2	602834			21463 18,0 /WK/S LUC
	1.2 16V Bifuel	55		11.08	02.13					
	1.4	55		06.08	02.13					
	1.4 MPI LPG	53		01.09	02.13					
	1.5 dCi	50		11.08	02.13					
	1.5 dCi	55		05.10	02.13					
	1.5 dCi	65		05.10	02.13					
	1.6	64		06.08	02.13					
	1.6 16V	77		01.11	02.13					
	1.6 MPI 85	62		05.10	02.13					
	1.5 dCi	63		11.08	02.13	13.0460-7270.2	607270		+ belüftete Scheiben ¹⁾	24673 17,5 + ATE
	1.2 16V	55		11.08	02.13	24.0112-0171.1	412171			259 12,0 10,6 +S +B
	1.2 16V Bifuel	55		11.08	02.13					
	1.4	55		06.08	02.13					
	1.4 MPI LPG	53		01.09	02.13					
	1.5 dCi	50		11.08	02.13					
	1.5 dCi	55		05.10	02.13					
	1.5 dCi	65		05.10	02.13					
	1.6	64		06.08	02.13					
	1.6 16V	77		01.11	02.13					
	1.6 MPI 85	62		05.10	02.13					
	1.5 dCi	63		11.08	02.13	24.0122-0216.1	422216			260 22,0 19,8 V L +S +B
	1.2 16V	55		02.09	02.13	24.0121-0106.1	421106			259 20,6 17,7 V +S +B
	1.2 16V Bifuel	55		11.08	02.13					
	1.5 dCi	55		05.10	02.13					
	1.5 dCi	65		05.10	02.13					
	1.6 16V	77		01.11	02.13					
	1.6 MPI 85	62		05.10	02.13					
	1.2 16V	55		11.08	02.13	03.0137-0358.2	650358		+ 7" Bremse ²⁾	180 x 42 HEB BDX
	1.2 16V Bifuel	55		11.08	02.13	03.0137-9088.2	669088			Bremsbacken-Zubehör BDX
	1.4	55		06.08	02.13					
	1.4 MPI LPG	53		01.09	02.13					
	1.5 dCi	50		11.08	02.13					
	1.5 dCi	55		05.10	02.13					
	1.5 dCi	63		11.08	02.13					
	1.5 dCi	65		05.10	02.13					
	1.6	64		06.08	02.13					
	1.6 MPI 85	62		05.10	02.13					
	1.2 16V	55		11.08	02.13	03.0137-0423.2	650423		+ 8" Bremse ³⁾	203 x 39 HEB BOS
	1.2 16V Bifuel	55		11.08	02.13	03.0137-9274.2	669274			Bremsbacken-Zubehör BOS
	1.4	55		06.08	02.13					
	1.4 MPI LPG	53		01.09	02.13					
	1.5 dCi	50		11.08	02.13					
	1.5 dCi	55		05.10	02.13					
	1.5 dCi	65		05.10	02.13					
	1.6	64		06.08	02.13					
	1.6 16V	77		01.11	02.13					
	1.6 MPI 85	62		05.10	02.13					
	1.2 16V	55		11.08	02.13	03.0137-0312.2	650312		+ 8" Bremse ³⁾	203 x 38 HEB LUC
	1.2 16V Bifuel	55		11.08	02.13					
	1.4	55		06.08	02.13					
	1.4 MPI LPG	53		01.09	02.13					
	1.5 dCi	50		11.08	02.13					
	1.5 dCi	55		05.10	02.13					
	1.5 dCi	65		05.10	02.13					
	1.6	64		06.08	02.13					
	1.6 16V	77		01.11	02.13					
	1.6 MPI 85	62		05.10	02.13					
	1.5 dCi	63		11.08	02.13	03.0137-0496.2	650496		+ 9" Bremse ⁴⁾	228 x 42 HEB BDX
						03.0137-9228.2	669228			Bremsbacken-Zubehör BDX
	1.5 dCi	63		11.08	02.13	03.0520-7222.3	697222		+ 9" Bremse ⁴⁾	22,20/228x42 TopKit
	1.2 16V	55		11.08	02.13	03.0520-3817.3	693817		+ 8" Bremse ³⁾	17,46/203x39 TopKit BOS
	1.2 16V Bifuel	55		11.08	02.13					
	1.4	55		06.08	02.13					
	1.4 MPI LPG	53		01.09	02.13					

¹⁾ + ventilated discs / + dischi ventilati / + disques ventilés / + disco ventilado

²⁾ + 7" brake / + freno de 7" / + frein de 7" / + freno de 7"

³⁾ + 8" brake / + servofreno da 8" / + frein de 8" / + freno de 8"

⁴⁾ + 9" brake / + servofreno da 9" / + frein de 9" / + freno de 9"





DACIA SANDERO (08-13)
































	1.5 dCi	50		11.08	02.13	03.0520-3817.3	693817	+ 8" Bremse ¹⁾	17,46/203x39 TopKit	BOS
	1.5 dCi	55		05.10	02.13					
	1.5 dCi	63		11.08	02.13					
	1.5 dCi	65		05.10	02.13					
	1.6	64		06.08	02.13					
	1.6 16V	77		01.11	02.13					
	1.6 MPI 85	62		05.10	02.13					
	1.2 16V	55		11.08	02.13	03.0520-3517.3	693517	+ 8" Bremse ¹⁾	17,78/203x39 TopKit	LUC
	1.2 16V Bifuel	55		11.08	02.13					
	1.4	55		06.08	02.13					
	1.4 MPI LPG	53		01.09	02.13					
	1.5 dCi	50		11.08	02.13					
	1.5 dCi	55		05.10	02.13					
	1.5 dCi	63		11.08	02.13					
	1.5 dCi	65		05.10	02.13					
	1.6	64		06.08	02.13					
	1.6 16V	77		01.11	02.13					
	1.6 MPI 85	62		05.10	02.13					
	1.2 16V	55		11.08	02.13	03.0520-4719.3	694719	+ 7" Bremse ²⁾	19,05/180x42 TopKit	BDX
	1.2 16V Bifuel	55		11.08	02.13					
	1.4	55		06.08	02.13					
	1.4 MPI LPG	53		01.09	02.13					
	1.5 dCi	50		11.08	02.13					
	1.5 dCi	55		05.10	02.13					
	1.5 dCi	63		11.08	02.13					
	1.5 dCi	65		05.10	02.13					
	1.6	64		06.08	02.13					
	1.6 16V	77		01.11	02.13					
	1.6 MPI 85	62		05.10	02.13					






























DACIA SANDERO II (B52_) (12-)

	0.9 TCe 90	66		11.12		13.0460-7298.2	607298		25702 18,2 +	ATE
	1.2 16V	55		11.12						
	1.2 16V LPG	53		11.12						
	1.5 dCi 75	55		11.12						
	1.5 dCi 85	63		01.13						
	1.5 dCi 90	66		11.12						
	1.6	61		11.12						
1.6 16V	77		01.13							
	1.2 16V	55		11.12		24.0112-0171.1	412171		259 12,0 10,6 +S +B	
	1.2 16V LPG	53		11.12						
	0.9 TCe 90	66		11.12						
	1.5 dCi 75	55		11.12						
	1.5 dCi 85	63		01.13						
	1.5 dCi 90	66		11.12						
	1.6	61		11.12						
1.6 16V	77		01.13							
	0.9 TCe 90	66		11.12		24.0711-5369.3	360378	2	Radsensor L=619	
	1.2 16V	55		11.12						
	1.2 16V LPG	53		11.12						
	1.5 dCi 75	55		11.12						
	1.5 dCi 85	63		01.13						
	1.5 dCi 90	66		11.12						
	1.6	61		11.12						
1.6 16V	77		01.13							
	0.9 TCe 90	66		11.12		03.0137-0423.2	650423		203 x 39 HEB	BOS
	1.2 16V	55		11.12						
	1.2 16V LPG	53		11.12						
	1.5 dCi 75	55		11.12						
	1.5 dCi 85	63		01.13						
	1.5 dCi 90	66		11.12						
	1.6	61		11.12						
1.6 16V	77		01.13							
	0.9 TCe 90	66		11.12		03.0137-0496.2	650496		228 x 42 HEB	BDX
	1.2 16V	55		11.12						
	1.2 16V LPG	53		11.12						
	1.5 dCi 75	55		11.12						
	1.5 dCi 85	63		01.13						
	1.5 dCi 90	66		11.12						
	1.6	61		11.12						
1.6 16V	77		01.13							
	0.9 TCe 90	66		11.12		03.0520-3817.3	693817		17,46/203x39 TopKit	BOS
	1.2 16V	55		11.12						
	1.2 16V LPG	53		11.12						
	1.5 dCi 75	55		11.12						
	1.5 dCi 85	63		01.13						
	1.5 dCi 90	66		11.12						
	1.6	61		11.12						
1.6 16V	77		01.13							
	0.9 TCe 90	66		11.12		03.0520-7919.3	697919		19,05/228x42 TopKit	
	1.2 16V	55		11.12						
	1.2 16V LPG	53		11.12						
	1.5 dCi 75	55		11.12						
	1.5 dCi 85	63		01.13						
	1.5 dCi 90	66		11.12						
	1.6	61		11.12						
1.6 16V	77		01.13							

































¹⁾ + 8" brake / + servofreno da 8" / + frein de 8" / + freno de 8"





























²⁾ + 7" brake / + freno de 7" / + frein de 7" / + freno de 7"

								
DAEWOO ARANOS (95-97)								
	1.5 1.8 2.0	66 70 77		01.95 01.95 01.95	11.97 11.97 11.97	13.0460-7052.2	607052	21190 17,5 +/WE ATE
	1.5 1.8 2.0	66 70 77		01.95 01.95 01.95	11.97 11.97 11.97	24.0124-0115.1	424115	256 24,0 21,0 V L +S +B
	1.5 1.8 2.0	66 70 77		01.95 01.95 01.95	11.97 11.97 11.97	03.0137-0267.2 03.0137-9167.2	650267 669167	200 x 46 HEB Bremsbacken-Zubehör
	1.5 1.8 2.0	66 70 77		01.95 01.95 01.95	11.97 11.97 11.97	24.0220-0036.1	480149	200/201 x 52,5
DAEWOO CIELO (94-98)								
	1.5	66		06.94	07.98	13.0460-7052.2	607052	21190 17,5 +/WE ATE
	1.5	66		06.94	07.98	24.0124-0115.1	424115	256 24,0 21,0 V L +S +B
	1.5	66		06.94	07.98	03.0137-0267.2 03.0137-9167.2	650267 669167	200 x 46 HEB Bremsbacken-Zubehör
	1.5	66		06.94	07.98	24.0220-0001.2	480013	200/201 x 53
DAEWOO ESPERO (95-99)								
	1.5 i 16V 1.8 i 2.0 i			02.95 02.95 02.95	06.99 06.99 06.99	13.0460-7052.2	607052	21190 17,5 +/WE ATE
	1.5 i 16V 1.8 i 2.0 i			02.95 02.95 02.95	06.99 06.99 06.99	24.0124-0115.1 24.0324-0115.1	424115 524115	256 24,0 21,0 V L +S +B 256 24,0 21,0 V L +S +B PD
	1.5 i 16V 1.8 i 2.0 i			02.95 02.95 02.95	06.99 06.99 06.99	03.0137-0267.2 03.0137-9167.2	650267 669167	200 x 46 HEB Bremsbacken-Zubehör
	1.5 i 16V 1.8 i 2.0 i			02.95 02.95 02.95	06.99 06.99 06.99	24.0220-0001.2	480013	200/201 x 53
	1.5 i 16V 1.8 i 2.0 i			02.95 02.95 02.95	06.99 06.99 06.99	03.0520-4019.3	694019	19,05/200x46 TopKit DEL
DAEWOO EVANDA (02-05)								
	2.0 i 16V	96		08.02	02.05	13.0460-5859.2 13.0460-0140.2	605859 610140	23234 16,9 +/WK AKE Belagsatz-Zubehör AKE
	2.0 i 16V	96		08.02	02.05	24.0124-0199.1	424199	256 24,0 21,0 V +S +B
DAEWOO GENTRA (13-)								
	1.5	79		06.13		13.0460-5863.2 13.0460-5859.2	605863 605859	23234 16,8 +/WK AKE 23234 16,9 +/WK AKE
	1.5	79		06.13		24.0110-0340.1	410340	258 10,5 8,0 +S +B
DAEWOO KALOS (02-05)								
	1.2 i 1.4 i 1.4 i 16V	53 61 69		04.03 09.02 04.03	02.05 02.05 02.05	13.0460-5899.2	605899	23974 17,6 AKE
	1.2 i 1.4 i 1.4 i 16V	53 61 69		04.03 09.02 04.03	02.05 02.05 02.05	24.0120-0115.1 24.0320-0115.1	420115 520115	236 20,0 17,0 V L +S +B 236 20,0 17,0 V L +S +B PD
	1.2 i 1.4 i 1.4 i 16V	53 61 69		04.03 09.02 04.03	02.05 02.05 02.05	03.0137-0472.2 03.0137-9167.2	650472 669167	200 x 36 HEB Bremsbacken-Zubehör
	1.2 i 1.4 i 1.4 i 16V	53 61 69		04.03 09.02 04.03	02.05 02.05 02.05	03.0520-6619.3	696619	19,05/200x36 TopKit
DAEWOO KORANDO (KJ) (99-05)								
	2.0 16V 2.3 16V 2.9 D 2.9 TD 3.2 V6 4x4	94 105 72 88 156		01.99 01.99 01.99 01.99 01.99	11.05 11.05 11.05 11.05 11.05	24.0110-0352.1	410352	299 10,4 8,5 L +B



































								
DAEWOO LACETTI (04-05)								
	1.4 i 16V 1.6 i 16V 1.8 i 16V	70 80 90		02.04 02.04 02.04	02.05 02.05 02.05	13.0460-5863.2	605863	23234 16,8 +WK AKE
	1.4 i 16V 1.6 i 16V 1.8 i 16V	70 80 90		02.04 02.04 02.04	02.05 02.05 02.05	24.0124-0199.1	424199	256 24,0 21,0 V +S +B
	1.4 i 16V 1.6 i 16V 1.8 i 16V	70 80 90		02.04 02.04 02.04	02.05 02.05 02.05	13.0460-5739.2	605739	24071 14,6 SUM
	1.4 i 16V 1.6 i 16V 1.8 i 16V	70 80 90		02.04 02.04 02.04	02.05 02.05 02.05	24.0110-0340.1	410340	258 10,5 8,0 +S +B
DAEWOO LANOS (97-02)								
	1.4 i 1.5 i	55 63	447433 447433	05.97 05.97		13.0460-7051.2	607051	20547 16,5 +/WE ATE
	1.4 i 1.5 i	55 447434 63 447434			12.02 12.02	13.0460-5996.2	605996	23241 16,1
	1.6 i 16V 1.6 i 16V	78 78 447434	447433	05.97 12.02		13.0460-7052.2	607052	21190 17,5 +/WE ATE
	1.4 i 1.5 i 1.6 i 16V	55 63 78		05.97 05.97 05.97	12.02 12.02 12.02	24.0120-0115.1 24.0320-0115.1	420115 520115	236 20,0 17,0 V L +S +B 236 20,0 17,0 V L +S +B PD
	1.4 i 1.5 i 1.6 i 16V	55 63 78		05.97 05.97 05.97	12.02 12.02 12.02	03.0137-0267.2 03.0137-9167.2	650267 669167	200 x 46 HEB Bremsbacken-Zubehör
	1.4 i 1.5 i 1.6 i 16V	55 63 78		05.97 05.97 05.97	12.02 - ABS 12.02 - ABS 12.02 - ABS	24.0220-0036.1	480149	200/201 x 52,5
	1.4 i 1.5 i 1.6 i 16V	55 63 78		05.97 05.97 05.97	12.02 + ABS 12.02 + ABS 12.02 + ABS	24.0220-0001.2	480013	200/201 x 53
	1.4 i 1.5 i	55 63	447433 447433	05.97 05.97		03.0520-3717.3	693717	17,46/200x46 TopKit
	1.4 i 1.5 i 1.6 i 16V	55 447434 63 447434 78	447433		12.02 12.02 05.97	03.0520-4019.3	694019	19,05/200x46 TopKit DEL
	1.6 i 16V	78 447434			12.02	03.0520-8320.3	698320	20,64/200x46 TopKit LUC
DAEWOO LEGANZA (97-02)								
	2.0 i 16V 2.0 i 16V 2.2 i 16V	93 98 100		07.00 06.97 04.99	12.02 12.02 12.02	13.0460-5859.2 13.0460-0140.2	605859 610140	23234 16,9 +/WK Belagsatz-Zubehör AKE AKE
	2.0 i 16V 2.0 i 16V 2.2 i 16V	93 98 100		07.00 06.97 04.99	12.02 12.02 12.02	24.0124-0723.1	424723	256 24,0 21,0 V
	2.0 i 16V 2.0 i 16V 2.2 i 16V	93 98 100		07.00 06.97 04.99	12.02 12.02 12.02	13.0460-5993.2	605993	23237 14,5 LUC
	2.0 i 16V 2.0 i 16V 2.2 i 16V	93 98 100		07.00 06.97 04.99	12.02 12.02 12.02	24.0110-0282.1	410282	258 10,3 8,0
DAEWOO MAGNUS (99-04)								
	2.0	96		07.99	12.04	13.0460-5859.2 13.0460-0140.2	605859 610140	23234 16,9 +/WK Belagsatz-Zubehör AKE AKE
	2.0	96		07.99	12.04	24.0124-0199.1	424199	256 24,0 21,0 V +S +B
DAEWOO MATIZ (98-05)								
	0.8 (KLA4) 1.0 (KLA0)	38 47		07.98 01.03	02.05 02.05	13.0460-5996.2 13.0460-0252.2	605996 610252	23241 16,1 Belagsatz-Zubehör
	0.8 (KLA4) 1.0 (KLA0)	38 47		07.98 01.03	02.05 02.05	24.0113-0195.1	413195	236 12,6 9,7 +B
	0.8 (KLA4) 1.0 (KLA0)	38 47		07.98 01.03	02.05 02.05	03.0137-0363.2 03.0137-9260.2	650363 669260	180 x 31 HEB Bremsbacken-Zubehör
	0.8 (KLA4) 1.0 (KLA0)	38 47		07.98 01.03	02.05 02.05	24.0218-0035.1	480146	ohne Sensorring ¹⁾ 180/182 x 40
	0.8 (KLA4) 1.0 (KLA0)	38 47		07.98 01.03	02.05 02.05	03.0520-4017.3	694017	17,46/180x31 TopKit

¹⁾ without sensor ring / senza sensori / sans secours ABS / sin anillo sensor ABS

								
DAEWOO MUSSO (FJ) (99-05)								
	2.2 TD 2.3 16V 2.9 TD 4x4 3.2 V6 4x4	74 103 88 162		09.99 01.99 01.99 01.99	11.05 11.05 11.05 11.05	24.0110-0352.1	410352	299 10,4 8,5 L +B
DAEWOO NEXIA / RACER (95-08)								
	1.5 i 1.5 i 16V 1.8 i			02.95 02.95 10.95	08.97 08.97 06.08	13.0460-7051.2 13.0460-7052.2	607051 607052	20547 16,5 +/-WE ATE 21190 17,5 +/-WE ATE
	1.5 i 1.5 i 16V 1.8 i			02.95 02.95 10.95	08.97 08.97 06.08	24.0120-0115.1 24.0320-0115.1	420115 520115	236 20,0 17,0 V L +S +B 236 20,0 17,0 V L +S +B PD
	1.5 i 1.5 i 16V 1.8 i	66 74		02.95 02.95 10.95	08.97 08.97 06.08	24.0124-0115.1 24.0324-0115.1	424115 524115	256 24,0 21,0 V L +S +B 256 24,0 21,0 V L +S +B PD
	1.5 i 1.5 i 16V 1.8 i	66 74		02.95 02.95 10.95	08.97 08.97 06.08	03.0137-0267.2 03.0137-9167.2	650267 669167	200 x 46 HEB Bremsbacken-Zubehör
	1.5 i 1.5 i 16V 1.8 i	66 74		02.95 02.95 10.95	08.97 08.97 06.08	24.0220-0001.2	480013	200/201 x 53
	1.5 i 1.5 i 16V 1.8 i	66 74		02.95 02.95 10.95	08.97 08.97 06.08	03.0520-3717.3 03.0520-4019.3	693717 694019	17,46/200x46 TopKit 19,05/200x46 TopKit DEL
DAEWOO NUBIRA (97-99)								
	1.6 i 16V 1.6 i 16V Kombi 2.0 i 16V 2.0 i 16V Kombi	78 78 98 98		06.97 06.97 06.97 06.97	05.99 05.99 05.99 05.99	13.0460-5994.2 13.0460-0140.2	605994 610140	23234 16,8 Belagsatz-Zubehör AKE AKE
	1.6 i 16V 1.6 i 16V Kombi 2.0 i 16V 2.0 i 16V Kombi	78 78 98 98		06.97 06.97 06.97 06.97	05.99 05.99 05.99 05.99	24.0124-0163.1	424163	256 24,0 22,0 V +S
	2.0 i 16V 2.0 i 16V Kombi	98 98		06.97 06.97	05.99 05.99	13.0460-5993.2	605993	23237 14,5 LUC
	2.0 i 16V 2.0 i 16V Kombi	98 98		06.97 06.97	05.99 05.99	24.0110-0714.1	410714	258 10,3 8,0
	1.6 i 16V 1.6 i 16V Kombi	78 78		06.97 06.97	05.99 05.99	03.0137-0267.2 03.0137-9167.2	650267 669167	200 x 46 HEB Bremsbacken-Zubehör
	1.6 i 16V 1.6 i 16V Kombi	78 78		06.97 06.97	05.99 05.99	24.0220-0001.2	480013	200/201 x 53
	1.6 i 16V 1.6 i 16V Kombi	78 78		06.97 06.97	05.99 05.99	03.0520-8320.3	698320	20,64/200x46 TopKit LUC
DAEWOO NUBIRA (99-05)								
	1.4 i 16V 1.6 i 16V 1.6 i 16V 1.6 i 16V 1.8 i 16V 2.0 i 16V	69 76 78 80 90 98	695960 695960 695960 695960 695960	10.03 07.00 06.99 08.03 08.03 06.99	02.05	13.0460-5859.2 13.0460-0140.2	605859 610140	23234 16,9 +/-WK AKE Belagsatz-Zubehör AKE AKE
	1.4 i 16V 1.6 i 16V 1.6 i 16V 1.8 i 16V 2.0 i 16V	69 78 80 90 98	695961 695961 695961 695961 695961		12.04 02.05 02.05 02.05 02.05	13.0460-5863.2	605863	23234 16,8 +/-WK AKE
	1.6 i 16V 1.6 i 16V 2.0 i 16V	76 78 98		07.00 06.99 06.99	02.05 02.05 02.05	24.0124-0163.1	424163	256 24,0 22,0 V +S
	1.4 i 16V 1.6 i 16V 1.8 i 16V	69 80 90		10.03 08.03 08.03	12.04 02.05 02.05	24.0124-0199.1	424199	256 24,0 21,0 V +S +B
	1.6 i 16V 1.6 i 16V 2.0 i 16V	76 78 98		07.00 06.99 06.99	02.05 02.05 02.05	13.0460-5993.2	605993	23237 14,5 LUC
	1.4 i 16V 1.6 i 16V 1.8 i 16V	69 80 90		10.03 08.03 08.03	12.04 02.05 02.05	13.0460-5739.2	605739	24071 14,6 SUM
	1.6 i 16V 1.6 i 16V 2.0 i 16V	76 78 98		07.00 06.99 06.99	02.05 02.05 02.05	24.0110-0714.1	410714	258 10,3 8,0
	1.4 i 16V 1.6 i 16V 1.8 i 16V	69 80 90		10.03 08.03 08.03	12.04 02.05 02.05	24.0110-0340.1	410340	258 10,5 8,0 +S +B
	1.6 i 16V 1.6 i 16V	76 78		07.00 06.99	02.05 02.05	03.0137-0267.2 03.0137-9167.2	650267 669167	200 x 46 HEB Bremsbacken-Zubehör

									
DAEWOO NUBIRA (99-05)									
	1.6 i 16V 1.6 i 16V	76 78		07.00 06.99	02.05 02.05	- ABS - ABS	24.0220-0001.2	480013	200/201 x 53
	1.6 i 16V 1.6 i 16V	76 78		07.00 06.99	02.05 02.05	- ABS - ABS	03.0520-8320.3	698320	20,64/200x46 TopKit LUC
DAEWOO REZZO (00-05)									
	1.6 i 16V 1.8 i 1.8 i 1.8 i 2.0 i 16V 2.0 i 16V	77 826909 66 826909 72 826909 74 826909 89 826909 94 826909			02.05 02.05 02.05 02.05 02.05 02.05		13.0460-5859.2 13.0460-0140.2	605859 610140	23234 16,9 +/WK Belagsatz-Zubehör AKE
	1.6 i 16V 1.8 i 1.8 i 1.8 i 2.0 i 16V 2.0 i 16V	77 66 72 74 89 94		09.00 09.00 09.00 09.00 09.00 09.00	02.05 02.05 02.05 02.05 02.05 02.05		24.0124-0199.1	424199	256 24,0 21,0 V +S +B
DAIHATSU APPLAUSE I (89-97)									
	1.6 16V (A101) 1.6 16V 4WD (A111)			06.89 06.89	07.97 07.97		13.0460-0300.2	610300	Belagsatz-Zubehör AKE
	1.6 16V (A101) 1.6 16V 4WD (A111)			06.89 06.89	07.97 07.97		24.0118-0126.1	418126	235 18,0 17,0 V
	1.6 16V (A101)			06.89	07.97	+ ABS	13.0460-5972.2	605972	21559 11,5
	1.6 16V (A101) 1.6 16V 4WD (A111)			06.89 06.89	07.97 07.97	- ABS	03.0137-0315.2 03.0137-9271.2	650315 669271	200 x 32 Bremsbacken-Zubehör
DAIHATSU APPLAUSE II (97-00)									
	1.6 i 16V (A101)	73		07.97	05.00		24.0118-0126.1	418126	235 18,0 17,0 V
	1.6 i 16V (A101)	73		07.97	05.00		03.0137-0315.2 03.0137-9271.2	650315 669271	200 x 32 Bremsbacken-Zubehör
DAIHATSU CHARADE (93-01)									
	1.3 16V (G200) 1.3 16V (G200) 1.3 16V (G204) 1.5 16V (G203) 1.5 16V (G203) 1.6 GTi (G201)	55 62 44 55 66 77		05.96 01.93 09.96 10.94 08.94 03.93	11.99 04.01 04.01 11.99 11.99 03.96		13.0460-5898.2	605898	21952 15,0 +/WK
	1.3 16V (G200) 1.3 16V (G200) 1.3 16V (G204)	55 62 44		05.96 01.93 09.96	11.99 04.01 04.01		24.0111-0139.1	411139	234 11,0 10,0
	1.5 16V (G203) 1.5 16V (G203) 1.6 GTi (G201)	55 66 77		10.94 08.94 03.93	11.99 11.99 03.96		24.0118-0126.1	418126	235 18,0 17,0 V
	1.3 16V (G200) 1.3 16V (G200) 1.3 16V (G204) 1.5 16V (G203) 1.5 16V (G203) 1.6 GTi (G201)	55 62 44 55 66 77		05.96 01.93 09.96 10.94 08.94 03.93	11.99 04.01 04.01 11.99 11.99 03.96	+ ABS + ABS + ABS + ABS + ABS	13.0460-5824.2	605824	20008 13,0 AKE
	1.3 16V (G200) 1.3 16V (G200) 1.3 16V (G204) 1.5 16V (G203) 1.5 16V (G203)	55 62 44 55 66		05.96 01.93 09.96 10.94 08.94	11.99 04.01 04.01 11.99 11.99	- ABS - ABS - ABS - ABS - ABS	03.0137-0186.2 03.0137-9126.2	650186 669126	180 x 28 Bremsbacken-Zubehör
DAIHATSU CHARADE (GB) (03-07)									
	1.0 i (L251) 1.0 i (L251)	43 43		05.03 12.04	08.07 08.07	- belüftete Scheiben ¹⁾ + belüftete Scheiben ²⁾	13.0460-5709.2 13.0460-5613.2	605709 605613	24229 14,8 +/WK/Zub AKE 25262 15,0 +/WK/Zub
	1.0 i (L251) 1.0 i (L251)	43 43		05.03 12.04	08.07 08.07	- belüftete Scheiben ¹⁾ + belüftete Scheiben ²⁾	24.0111-0159.1 24.0116-0120.1	411159 416120	211 11,0 10,0 +B 234 16,0 15,0 V +B
	1.0 i (L251)	43		09.03	08.07		03.0137-0475.2	650475	165 x 26
	1.0 i (L251)	43		05.03	08.07	- ABS	24.0216-5004.2	480183	ohne Sensorring ³⁾ 165/166 x 33,5

1) - ventilated discs / - dischi ventilati / - disques ventilés / - disco ventilado
2) + ventilated discs / + dischi ventilati / + disques ventilés / + disco ventilado
3) without sensor ring / senza sensori / sans secours ABS / sin anillo sensor ABS

											
DAIHATSU CHARADE (11-13)											
	1.33 16V	73		05.11	01.13		13.0460-7213.2	607213	24022 17,8 +/WK	ATE	
	1.33 16V	73		05.11	01.13		24.0122-0240.1	422240	258 22,0 20,0 V +B		
	1.33 16V	73		05.11	01.13		24.0710-5002.3	360314	Radsensor Radsensor		
							24.0710-5001.3	360313			
	1.33 16V	73		05.11	01.13		13.0460-7214.2	607214	24574 15,0 +/WK	ATE	
	1.33 16V	73		05.11	01.13		24.0109-0142.1	409142	278 9,0 7,0 +B		
	1.33 16V	73		05.11	01.13		24.0711-6169.3	360283	2	Radsensor	
	1.33 16V	73		05.11	01.13		03.0137-0502.2	650502	203 x 38 HEB Bremsbacken-Zubehör		
							03.0137-9280.2	669280			
DAIHATSU COPEN (03-12)											
	0.7 16V 0.7 16V 1.3 16V	47 50 64		01.06 01.06 03.06	07.12 07.12 07.12		13.0460-5887.2	605887	23507 15,2 +/WK	SUM	
	0.7 16V 0.7 16V 1.3 16V	47 50 64		09.03 09.03 03.06	07.12 07.12 07.12		24.0117-0107.1	417107	246 17,0 16,0 V +B		
	0.7 16V 0.7 16V 1.3 16V	47 50 64		09.03 09.03 03.06	09.05 09.05 07.12		03.0137-0406.2	650406	180 x 38		
DAIHATSU CUORE (94-99)											
	0.7 4WD (L501) 0.8 (L501) 0.8 (L501)	48 31 32		10.97 11.96 08.94	05.99 10.98 10.96		24.0110-0235.1	410235	211 10,0 9,0		
	0.7 4WD (L501) 0.8 (L501) 0.8 (L501)	48 31 32		10.97 11.96 08.94	05.99 10.98 10.96		03.0137-0404.2	650404	165 x 28		
DAIHATSU CUORE (98-03)											
	1.0 (L701) 1.0 i (L701)	40 41		11.98 10.98	09.00 05.03		24.0111-0159.1	411159	211 11,0 10,0 +B		
	1.0 (L701) 1.0 (L701) 1.0 i (L701)	40 40 41		11.98 10.99 10.98	09.99 09.00 05.03	- ABS - ABS - ABS	03.0137-0404.2	650404	165 x 28		
	1.0 (L701) 1.0 i (L701)	40 41		10.99 10.98	09.00 05.03	+ ABS + ABS	03.0137-0406.2	650406	180 x 38		
	1.0 (L701) 1.0 i (L701)	40 41		11.98 10.98	09.00 05.03	- ABS - ABS	24.0216-5004.2	480183	ohne Sensorring ¹⁾	165/166 x 33,5	
DAIHATSU CUORE (03-07)											
	1.0 i (L251) 1.0 i (L251)	43 43		05.03 12.04	08.07	- belüftete Scheiben ²⁾ + belüftete Scheiben ³⁾	13.0460-5709.2	605709	24229 14,8 +/WK/Zub	AKE	
	1.0 i (L251) 1.0 i (L251)	43 43		05.03 12.04	08.07	- belüftete Scheiben ²⁾ + belüftete Scheiben ³⁾	24.0111-0159.1	411159	211 11,0 10,0 +B		
	1.0 i (L251)	43		09.03	08.07		24.0116-0120.1	416120	234 16,0 15,0 V +B		
	1.0 i (L251)	43		05.03	08.07	- ABS	03.0137-0475.2	650475	165 x 26		
	1.0 i (L251)	43		05.03	08.07	- ABS	24.0216-5004.2	480183	ohne Sensorring ¹⁾	165/166 x 33,5	
DAIHATSU CUORE (07-13)											
	1.0 DVVT (L276) 1.0 DVVT (L276)	51 51		09.07	01.13	+ 13" Rad ⁴⁾ + 14" Rad ⁵⁾	13.0460-5613.2	605613	- belüftete Scheiben ²⁾ + belüftete Scheiben ³⁾	25262 15,0 +/WK/Zub	SUM
	1.0 DVVT (L276) 1.0 DVVT (L276)	51 51		09.07	01.13	+ 13" Rad ⁴⁾ + 14" Rad ⁵⁾	13.0460-5709.2	605709	- belüftete Scheiben ²⁾ + belüftete Scheiben ³⁾	24229 14,8 +/WK/Zub	AKE
	1.0 DVVT (L276) 1.0 DVVT (L276)	51 51		09.07	01.13	+ 13" Rad ⁴⁾ + 14" Rad ⁵⁾	24.0111-0159.1	411159	- belüftete Scheiben ²⁾ + belüftete Scheiben ³⁾	211 11,0 10,0 +B	
	1.0 DVVT (L276) 1.0 DVVT (L276)	51 51		09.07	01.13	- ESP + ESP	24.0116-0130.1	416130	234 16,0 15,0 V +B		
							24.0117-0107.1	417107	246 17,0 16,0 V +B		
							03.0137-0475.2	650475	165 x 26		
							03.0137-0489.2	650489	180 x 28		





























¹⁾ without sensor ring / senza sensori / sans secours ABS / sin anillo sensor ABS

²⁾ - ventilated discs / - dischi ventilati / - disques ventilés / - disco ventilado













³⁾ + ventilated discs / + dischi ventilati / + disques ventilés / + disco ventilado

⁴⁾ + 13" wheel / + ruota 13" / + roue 13" / + rueda 13"

⁵⁾ + 14" wheel / + ruota 14" / + roue 14" / + rueda 14"
























								
DAIHATSU FEROZA (88-95)								
	1.6 16V (F300)		10.88	12.95	+ belüftete Scheiben ¹⁾	13.0460-5816.2	605816	21243 14,0
	1.6 16V (F300)		10.88	12.95		24.0118-0121.1	418121	277 18,0 17,0 V
	1.6 16V (F300)		10.88	12.95		03.0137-0316.2	650316	254 x 45
DAIHATSU GRAN MOVE (96-02)								
	1.5 16V	66	10.96	08.98		13.0460-5898.2	605898	21952 15,0 +WK
	1.5 GLX	71	10.96	08.98				
	1.5 GX	55	10.96	08.98				
	1.6 16V	67	06.98	07.02				
	1.6 16V	70	06.98	07.02				
	1.6 GLX	77	06.98	07.02				
	1.6 GX	67	06.98	07.02				
	1.5 16V	66	10.96	08.98		24.0118-0126.1	418126	235 18,0 17,0 V
	1.5 GLX	71	10.96	08.98				
	1.5 GX	55	10.96	08.98				
	1.5 16V	66	10.96	08.98	+ ABS	13.0460-5824.2	605824	20008 13,0 AKE
	1.5 GLX	71	10.96	08.98	+ ABS			
	1.5 GX	55	10.96	08.98	+ ABS			
	1.6 16V	67	06.98	07.02	+ ABS			
	1.6 16V	70	06.98	07.02	+ ABS			
	1.6 GLX	77	06.98	07.02	+ ABS			
	1.6 GX	67	06.98	07.02	+ ABS			
DAIHATSU MATERIA (06-12)								
	1.3 DVVT	67	10.06	07.12		13.0460-5794.2	605794	24283 15,5 +WK/Zub/S LUC
	1.5 DVVT	76	10.06	07.12				
	1.5 DVVT 4WD	76	10.06	07.12				
	1.3 DVVT	67	10.06	07.12		24.0122-0263.1	422263	254 22,0 20,0 V +B
	1.5 DVVT	76	10.06	07.12				
	1.5 DVVT 4WD	76	10.06	07.12				
	1.3 DVVT	67	10.06	07.12		03.0137-0489.2	650489	180 x 28
	1.5 DVVT	76	10.06	07.12				
DAIHATSU MOVE (96-02)								
	0.8 (L601)	31	10.96	09.98		13.0460-5710.2	605710	23783 14,0 AKE
	1.0 i (L901)	41	10.98	11.00		13.0460-5852.2	605852	23497 15,0 +WK/Zub
	0.8 (L601)	31	10.96	09.98		24.0116-0118.1	416118	234 16,0 14,0 V
	1.0 i (L901)	41	10.98	11.00		24.0116-0120.1	416120	234 16,0 15,0 V +B
	0.8 (L601)	31	05.98	09.98		03.0137-0404.2	650404	165 x 28
	1.0 i (L901)	41	10.98	09.99	- ABS			
	1.0 i (L901)	41	10.99	11.00	- ABS	03.0137-0417.2	650417	165 x 28
	1.0 i (L901)	41	09.99	11.00	+ ABS	03.0137-0406.2	650406	180 x 38
	1.0 i (L901)	41	10.98	11.00	- ABS	24.0216-5004.2	480183	165/166 x 33,5 ohne Sensorring ²⁾
DAIHATSU ROCKY 4x4 (84-99)								
	2.0		04.84	09.89		13.0460-5816.2	605816	21243 14,0
	2.8 D		04.84	09.89				
	2.8 TD		04.84	09.89				
	2.8 TD		04.84	12.99		24.0118-0121.1	418121	277 18,0 17,0 V
	2.0		04.84	04.93		03.0137-0316.2	650316	254 x 45
	2.8 D		04.84	12.99				
	2.8 TD		04.84	12.99				
DAIHATSU SIRION (98-04)								
	1.0 i (M100)	41	04.98	08.00		13.0460-5852.2	605852	23497 15,0 +WK/Zub
	1.0 i (M100)	43	09.00	12.04				
	1.0 i 4WD (M110)	41	04.98	08.00				
	1.0 i 4WD (M110)	43	09.00	12.04				
	1.3 i 16V (M101)	75	08.00	12.04				
	1.3 i 16V 4WD (M111)	75	08.00	12.04				
	1.0 i (M100)	41	04.98	08.00		24.0116-0120.1	416120	234 16,0 15,0 V +B
	1.0 i (M100)	43	09.00	12.04				
	1.0 i 4WD (M110)	41	04.98	08.00				
	1.0 i 4WD (M110)	43	09.00	12.04				
	1.3 i 16V (M101)	75	08.00	12.04				
	1.3 i 16V 4WD (M111)	75	08.00	12.04				
	1.0 i (M100)	41	09.99	08.00		03.0137-0406.2	650406	180 x 38
	1.0 i (M100)	43	09.00	12.04				
	1.3 i 16V (M101)	75	08.00	12.04				
	1.0 i 4WD (M110)	41	04.98	08.00		03.0137-0476.2	650476	180 x 31 - ABS
	1.0 i 4WD (M110)	43	09.00	12.04				

¹⁾ + ventilated discs / + dischi ventilati / + disques ventilés / + disco ventilado
²⁾ without sensor ring / senza sensori / sans secours ABS / sin anillo sensor ABS

DAIHATSU SIRION (98-04)										
	1.3 i 16V 4WD (M111)	75		08.00	12.04		03.0137-0476.2	650476	- ABS	180 x 31
DAIHATSU SIRION (05-13)										
	1.0 DVVT	51		01.05	01.13	+ 13" Rad ¹⁾	13.0460-5613.2	605613		25262 15,0 +/WK/Zub
	1.0 DVVT 4WD	51		04.05	01.13	+ 13" Rad ¹⁾				
	1.0 DVVT	51		07.07	01.13	+ 14" Rad ²⁾	13.0460-5794.2	605794		24283 15,5 +/WK/Zub/S
	1.0 DVVT 4WD	51		07.07	01.13	+ 14" Rad ²⁾	13.0460-5887.2	605887		23507 15,2 +/WK SUM
	1.3 DVVT	64		07.07	01.13					
	1.3 DVVT	67		03.08	01.13					
	1.3 DVVT 4WD	64		04.05	01.13					
	1.3 DVVT 4WD	67		03.08	01.13					
	1.5 DVVT	76		03.08	01.13					
	1.5 DVVT 4WD	76		05.06	10.08					
	1.0 DVVT	51		01.05	01.13	+ 13" Rad ¹⁾	24.0116-0130.1	416130		234 16,0 15,0 V +B
	1.0 DVVT 4WD	51		04.05	01.13	+ 13" Rad ¹⁾				
	1.3 DVVT 4WD	64		04.05	12.06		24.0116-0120.1	416120		234 16,0 15,0 V +B
	1.0 DVVT	51		01.05	01.13	+ 14" Rad ²⁾	24.0117-0107.1	417107		246 17,0 16,0 V +B
	1.0 DVVT 4WD	51		04.05	01.13	+ 14" Rad ²⁾	24.0122-0263.1	422263		254 22,0 20,0 V +B
	1.3 DVVT	64		01.05	01.13					
	1.3 DVVT	67		03.08	01.13					
	1.3 DVVT 4WD	64		01.07	01.13					
	1.3 DVVT 4WD	67		03.08	01.13					
	1.5 DVVT	76		03.08	01.13					
	1.5 DVVT 4WD	76		05.06	10.08					
	1.0 DVVT	51		01.05	01.13		03.0137-0489.2	650489		180 x 28
	1.0 DVVT 4WD	51		04.05	01.13					
	1.3 DVVT	64		01.05	01.13					
	1.3 DVVT	67		03.08	01.13					
	1.5 DVVT	76		03.08	01.13					
DAIHATSU TERIOS (J1) (97-05)										
	1.3 16V	63		09.01	10.05		13.0460-5713.2	605713		21650 15,5 /WK/Zub SUM
	1.3 16V 4WD	61		10.97	09.00					
	1.3 16V 4WD	63		10.00	10.05					
	1.3 DVVT FWD	63		10.02	10.05					
	1.3 DVVT Turbo 4WD	103		10.02	10.05					
	1.3 16V	63		09.01	10.05		24.0116-0117.1	416117		273 16,0 15,0 +B
	1.3 16V 4WD	61		10.97	09.00					
	1.3 16V 4WD	63		10.00	10.05					
	1.3 DVVT FWD	63		10.02	10.05					
	1.3 DVVT Turbo 4WD	103		10.02	10.05					
	1.3 16V	63		09.01	10.05		03.0137-0398.2	650398		229 x 42
	1.3 16V 4WD	63		10.00	10.05					
	1.3 DVVT FWD	63		10.02	10.05					
	1.3 DVVT Turbo 4WD	103		10.02	10.05					
	1.3 16V	63		09.01	10.05	- ABS	24.0222-8036.1	480196		229/230,6 x 58
	1.3 16V 4WD	61		10.97	09.00	- ABS				
	1.3 16V 4WD	63		10.00	10.05	- ABS				
	1.3 DVVT FWD	63		10.02	10.05	- ABS				
	1.3 DVVT Turbo 4WD	103		10.02	10.05	- ABS				
	1.3 16V	63		09.01	10.05	+ ABS	24.0222-8034.1	480187		229/230,6 x 58
	1.3 16V 4WD	61		10.97	09.00	+ ABS				
	1.3 16V 4WD	63		10.00	10.05	+ ABS				
	1.3 DVVT FWD	63		10.02	10.05	+ ABS				
	1.3 DVVT Turbo 4WD	103		10.02	10.05	+ ABS				
DAIHATSU TERIOS (J2) (05-13)										
	1.3 DVVT	63		11.05	01.13		13.0460-5713.2	605713		21650 15,5 /WK/Zub SUM
	1.3 DVVT 4x4	63		11.05	01.13					
	1.5 16V	77		11.05	01.13					
	1.5 16V 4x4	77		05.06	01.13					
	1.5 DVVT	75		09.10	01.13					
	1.5 DVVT 4x4	75		09.10	01.13					
	1.3 DVVT	63		11.05	01.13		24.0116-0117.1	416117		273 16,0 15,0 +B
	1.3 DVVT 4x4	63		11.05	01.13					
	1.5 16V	77		11.05	01.13					
	1.5 16V 4x4	77		05.06	01.13					
	1.5 DVVT	75		09.10	01.13					
	1.5 DVVT 4x4	75		09.10	01.13					
	1.3 DVVT	63		11.05	01.13		03.0137-0492.2	650492		228 x 42
	1.3 DVVT 4x4	63		11.05	01.13					
	1.5 16V	77		11.05	01.13					
	1.5 16V 4x4	77		05.06	01.13					
	1.5 DVVT	75		09.10	01.13					
	1.5 DVVT 4x4	75		09.10	01.13					
	1.3 DVVT	63		11.05	01.13		24.0222-8036.1	480196		229/230,6 x 58
	1.3 DVVT 4x4	63		11.05	01.13					
	1.5 16V	77		11.05	01.13					
	1.5 16V 4x4	77		05.06	01.13					
	1.5 DVVT	75		09.10	01.13					
	1.5 DVVT 4x4	75		09.10	01.13					

¹⁾ + 13" wheel / + ruota 13" / + roue 13" / + rueda 13"

²⁾ + 14" wheel / + ruota 14" / + roue 14" / + rueda 14"

									
DAIHATSU TREVIS (06-09)									
	1.0 i 12V (L651)	43		06.06	09.09 + 13" Rad ¹⁾	13.0460-5613.2	605613		25262 15,0 +/WK/Zub
	1.0 i 12V (L651)	43		06.06	09.09 + 14" Rad ²⁾	13.0460-5709.2	605709		24229 14,8 +/WK/Zub AKE
	1.0 i 12V (L651)	43		06.06	09.09 + 13" Rad ¹⁾	24.0116-0130.1	416130		234 16,0 15,0 V +B
	1.0 i 12V (L651)	43		06.06	09.09 + 14" Rad ²⁾	24.0111-0159.1	411159		211 11,0 10,0 +B
	1.0 i 12V (L651)	43		06.06	09.09	03.0137-0494.2	650494		165 x 28
DAIHATSU YRV (01-06)									
	1.0 i (M200)	43		01.01	08.06	13.0460-5852.2	605852		23497 15,0 +/WK/Zub
	1.3 i 16V (M201)	64		01.01	08.06				
	1.3 i 16V 4WD (M211)	64		01.01	08.06				
	1.0 i (M200)	43		01.01	08.06	24.0116-0120.1	416120		234 16,0 15,0 V +B
	1.3 i 16V (M201)	64		01.01	08.06				
	1.3 i 16V 4WD (M211)	64		01.01	08.06				
	1.3 i 16V GTI (M202)	95		07.02	08.06	24.0117-0107.1	417107		246 17,0 16,0 V +B
	1.0 i (M200)	43		01.01	08.06	03.0137-0406.2	650406		180 x 38
	1.3 i 16V (M201)	64		01.01	08.06				
	1.3 i 16V GTI (M202)	95		07.02	08.06				
	1.3 i 16V 4WD (M211)	64		01.01	08.06	03.0137-0476.2	650476	- ABS	180 x 31
FIAT 500 (07-)									
	1.2 i	51		07.07	04.13	13.0460-3838.2	603838		21436 17,0 /WK/Zub BOS
	1.2 LPG	51		12.10	04.13	13.0470-3838.2	LD3838		21436 17,0 /WK/Zub BOS
	1.2 i	51		05.13		13.0460-3838.2	603838		21436 17,0 /WK/Zub BOS
	1.2 LPG	51		05.13		13.0470-3838.2	LD3838		21436 17,0 /WK/Zub BOS
	1.3 D Multijet	55		07.07		13.0460-3846.2	603846		24072 17,9 +/WK/Zub/S BOS
						13.0470-3846.2	LD3846		24072 17,9 +/WK/Zub/S BOS
	1.3 D Multijet	70		12.09		13.0460-3818.2	603818		23706 18,1 +/WK/S BOS
1.4 i 16V	74		07.07		13.0460-3826.2	603826		23706 18,0 +/WK/Zub/S BOS	
					13.0470-3826.2	LD3826		23706 18,0 +/WK/Zub/S BOS	
1.4 Abarth	99		07.08		13.0460-3827.2	603827	für Fzg. mit 1 WK ³⁾	23709 19,6 +/WK/Zub/S BOS	
1.4 Abarth	103		05.10		13.0470-3827.2	LD3827	für Fzg. mit 1 WK ³⁾	23709 19,6 +/WK/Zub/S BOS	
1.4 Abarth	118		08.08		13.0460-3864.2	603864	für Fzg. mit 2 WK ⁴⁾	23709 19,6 +/WK/Zub/S BOS	
	0.9	48		09.12		24.0112-0127.1	412127		258 12,0 10,2 +B
	0.9	63		07.10					
	0.9	77		12.13					
1.2 i	51		07.07		24.0111-0119.1	411119		241 11,0 9,2 +B	
1.2 LPG	51		12.10						
1.3 D Multijet	55		07.07		24.0120-0184.1	420184		241 20,0 18,2 V +B	
1.3 D Multijet	70		12.09		24.0122-0197.1	422197		258 22,0 20,2 V +B	
1.4 i 16V	74		07.07						
1.4 Abarth	99		07.08		24.0122-0147.1	422147	- Kit ESSEESSE	284 22,0 20,2 V +B	
1.4 Abarth	103		05.10						
1.4 Abarth	118		08.08						
	0.9	48		09.12		24.0711-5221.3	360242	2 	Radsensor L=1080
	0.9	63		07.10					
	0.9	77		12.13					
	1.2 i	51		07.07					
	1.2 LPG	51		10.10					
	1.3 D Multijet	55		07.07					
	1.3 D Multijet	70		12.09					
	1.4 Abarth	99		07.08					
	1.4 Abarth	103		05.10					
	1.4 Abarth	118		08.08					
	1.4 Abarth Assetto C.	139		08.08					
1.4 Abarth Tributo F.	132		08.08						
1.4 i 16V	74		07.07						
	1.4 Abarth	99		07.08		13.0460-2879.2	602879		23601 13,7 /S LUC
	1.4 Abarth	103		05.10		13.0470-2879.2	LD2879		23601 13,7 /S LUC
	1.4 Abarth	118		08.08					
	1.4 Abarth Assetto C.	139		08.08					
	1.4 Abarth Tributo F.	132		08.08					
1.4 i 16V	74		07.07						
	1.4 i 16V	74		07.07		24.0111-0119.1	411119		241 11,0 9,2 +B
	1.4 Abarth	99		07.08		24.0111-0119.1	411119	- Kit ESSEESSE	241 11,0 9,2 +B
	1.4 Abarth	103		05.10					
1.4 Abarth	118		08.08						
	0.9	48		09.12		24.0711-5220.3	360274	2 	Radsensor L=706
	0.9	63		07.10					
	0.9	77		12.13					
	1.2 i	51		07.07					
	1.2 LPG	51		12.10					
	1.3 D Multijet	55		07.07					
	1.3 D Multijet	70		12.09					
	1.4 Abarth	99		07.08					
	1.4 Abarth	103		05.10					
	1.4 Abarth	118		08.08					
	1.4 Abarth Assetto C.	139		08.08					
1.4 Abarth Tributo F.	132		08.08						
1.4 i 16V	74		07.07						

¹⁾ + 13" wheel / + ruota 13" / + roue 13" / + rueda 13"

²⁾ + 14" wheel / + ruota 14" / + roue 14" / + rueda 14"






















³⁾ for vehicle with 1 WK / per autovetture con 1 RU / para vehículo avec 1 TU / para vehículo con 1 CD

⁴⁾ for vehicles + 2 warn.contacts / per veicoli + 2 contatti d'allarme / pour véhic.+ 2 contacts d'alerte / para vehic.+ 2 contact.alarma

FIAT 500 (07-)																			
	1.2 i	51		07.07	05.10	03.0137-0462.2	650462										180 x 32 HEB	BDX	
	1.3 D Multijet	55		07.07	05.10		03.0137-9303.2										669303	Bremsbacken-Zubehör	BDX
	1.3 D Multijet	70		12.09	05.10														
	0.9	48		09.12			03.0137-0506.2										650506	180 x 32 HEB	
	0.9	63		07.10															
	0.9	77		12.13															
	1.2 i	51		06.10															
	1.2 LPG	51		12.10															
1.3 D Multijet	55		06.10																
1.3 D Multijet	70		06.10																
	0.9	48		09.12		24.0218-0011.1	480006										180/181,4 x 40		
	0.9	63		07.10															
	0.9	77		12.13															
	1.2 i	51		07.07															
	1.2 LPG	51		12.10															
	1.3 D Multijet	55		07.07															
	1.3 D Multijet	70		12.09															
	1.2 i	51		07.07	05.10		03.0520-8220.3										698220	20,64/180x32 TopKit	BDX
1.3 D Multijet	55		07.07	05.10															
1.3 D Multijet	70		12.09	05.10															
FIAT 500 C Cabrio (09-)																			
	1.2	51		09.09		13.0460-3846.2	603846										24072 17,9 +WK/Zub/S	BOS	
	1.3 D Multijet	55		09.09			13.0470-3846.2										LD3846	24072 17,9 +WK/Zub/S	BOS
	1.3 D Multijet	70		09.09			13.0460-3818.2										603818	23706 18,1 +WK/S	BOS
	1.4	74		09.09			13.0460-3826.2										603826	23706 18,0 +WK/Zub/S	BOS
	1.4 Abarth	118		05.11		13.0460-3827.2	603827										23709 19,6 +WK/Zub/S	BOS	
	1.4 Abarth	132		09.09			13.0470-3827.2										LD3827	23709 19,6 +WK/Zub/S	BOS
							13.0460-3864.2										603864	23709 19,6 +WK/Zub/S	BOS
																		258 12,0 10,2 +B	
	0.9	63		09.09			24.0112-0127.1										412127		
	0.9	77		12.13															
	1.2	51		09.09			24.0120-0184.1										420184	241 20,0 18,2 V +B	
	1.3 D Multijet	55		09.09															
1.3 D Multijet	70		09.09		24.0122-0197.1	422197	258 22,0 20,2 V +B												
1.4	74		09.09																
1.4 Abarth	118		05.11		24.0122-0147.1	422147	- Kit ESSEESSE	284 22,0 20,2 V +B											
1.4 Abarth	132		09.09																
	0.9	63		09.09		24.0711-5221.3	360242	2									Radsensor L=1080		
	0.9	77		12.13															
	1.2	51		09.09															
	1.3 D Multijet	55		09.09															
	1.3 D Multijet	70		09.09															
	1.4	74		09.09															
	1.4 Abarth	118		05.11															
	1.4 Abarth	132		09.09															
	1.4	74		09.09		24.0111-0119.1	411119												
	1.4 Abarth	118		05.11		24.0111-0119.1	411119	- Kit ESSEESSE	241 11,0 9,2 +B										
1.4 Abarth	132		09.09																
	0.9	63		09.09		24.0711-5220.3	360274	2									Radsensor L=706		
	0.9	77		12.13															
	1.2	51		09.09															
	1.3 D Multijet	55		09.09															
	1.3 D Multijet	70		09.09															
	1.4	74		09.09															
	1.4 Abarth	118		05.11															
	1.4 Abarth	132		09.09															
	0.9	63		09.09	05.10	03.0137-0462.2	650462										180 x 32 HEB	BDX	
	1.2	51		09.09	05.10		03.0137-9303.2										669303	Bremsbacken-Zubehör	BDX
	1.3 D Multijet	55		09.09	05.10														
	1.3 D Multijet	70		09.09	05.10														
	0.9	63		06.10		03.0137-0506.2	650506										180 x 32 HEB		
	0.9	77		12.13															
	1.2	51		06.10															
	1.3 D Multijet	55		06.10															
	1.3 D Multijet	70		06.10															
	1.3 D Multijet	70		06.10															
	0.9	63		09.09		24.0218-0011.1	480006										180/181,4 x 40		
	0.9	77		12.13															
	1.2	51		09.09															
	1.3 D Multijet	55		09.09															
	1.3 D Multijet	70		09.09															
	0.9	63		09.09	05.10	03.0520-8220.3	698220										20,64/180x32 TopKit	BDX	
	1.2	51		09.09	05.10														
	1.3 D Multijet	55		09.09	05.10														
	1.3 D Multijet	70		09.09	05.10														
FIAT 500 L Kombi (12-)																			
	0.9	77		08.12		13.0460-3840.2	603840										23981 19,6 +WK/Zub/S	BOS	
	0.9 CNG	63		03.13			13.0470-3840.2										LD3840	23981 19,6 +WK/Zub/S	BOS
	1.3 D Multijet	62		08.12															
	1.4	70		08.12															
	1.6 D Multijet	77		08.12															

1) for vehicle with 1 WI / per autovettura con 1 RU / pour véhicule avec 1 TU / para vehículo con 1 CD

2) for vehicles + 2 warn.contacts / per veicoli + 2 contatti d'allarme / pour véhic.+ 2 contacts d'alerte / para vehic.+ 2 contact.alarma

								
FIAT 500 L Kombi (12-)								
	0.9 0.9 CNG 1.3 D Multijet 1.4 1.6 D Multijet	77 63 62 70 77	08.12 03.13 08.12 08.12 08.12		24.0122-0286.1	422286	+ Stahlfelgen ¹⁾	284 22,0 20,2 V +B
	1.4 1.6 D Multijet	88 88	01.14 09.13		24.0128-0253.1	428253		305 28,0 26,0 V L +B
	0.9 0.9 CNG 1.3 D Multijet 1.4 1.6 D Multijet	77 63 62 70 77	08.12 03.13 08.12 08.12 08.12		24.0110-0378.1	410378		251 10,0 9,0 +B
	0.9 0.9 CNG 1.3 D Multijet 1.4 1.6 D Multijet	77 63 62 70 77	08.12 03.13 08.12 08.12 08.12		03.0137-9309.2	669309		Bremsbacken-Zubehör AP
FIAT 500 X (14-)								
	1.4 1.4 1.6 D Multijet 1.6 D MultiJet	100 103 84 88	09.14 09.14 09.14 09.14		24.0126-0168.1	426168		281 26,2 24,2 V +S +B
	1.4 1.4 1.4 4x4 1.4 4x4 1.6 1.6 1.6 D Multijet 1.6 D MultiJet 2.0 D MultiJet 4x4 2.0 D MultiJet 4x4	100 103 120 125 81 82 84 88 100 103	09.14 09.14 09.14 09.14 11.14 09.14 09.14 09.14 09.14 09.14		24.0112-0170.1	412170		278 12,0 10,0 +S +B
FIAT ALBEA (02-12)								
	1.2 i 1.2 i 16V 1.3 JTD 1.4 i 1.6 i 16V	44 59 51 57 76	03.02 03.02 03.02 03.02 03.02	12.12 12.12 12.12 12.12 12.12	13.0460-3849.2 13.0460-3982.2 13.0470-3982.2	603849 603982 LD3982		24393 17,9 /Zub/S BOS 23705 18,1 +/WK/S BOS 23705 18,1 +/WK/S BOS
FIAT BARCHETTA (95-04)								
	1.8 i 16V 1.8 i 16V		04.95 06.95	05.95 10.04	13.0460-2949.2 13.0460-7065.2	602949 607065		20833 17,0 +/WK/S LUC 21927 17,9 +/WK ATE
	1.8 i 16V		04.95	10.04	24.0120-0142.1 24.0320-0142.1	420142 520142		258 20,0 18,2 V L +B 258 20,0 18,2 V L +B PD
	1.8 i 16V		04.95	10.04	13.0460-2951.2 13.0460-0072.2 13.0460-2826.2	602951 610072 602826	+ GG-Sättel ²⁾ + GG-Sättel ²⁾ + ALU-Sättel ³⁾	21103 14,2 /S LUC Belagsatz-Zubehör LUC 23177 14,2 /S LUC
	1.8 i 16V		04.95	10.04	24.0111-0119.1	411119		241 11,0 9,2 +B
FIAT BRAVA (95-01)								
	1.2 i 16V 1.4 i 12V 1.6 16 V 1.6 i 16V 1.9 D 1.9 TD	76	12.98 09.95 01.99 09.95 09.95 06.96	10.01 + Schaltgetriebe ⁴⁾ 10.01 + Schaltgetriebe ⁴⁾ 12.02 + Schaltgetriebe ⁴⁾ 10.01 + Schaltgetriebe ⁴⁾ 10.01 + Schaltgetriebe ⁴⁾ 10.01 + Schaltgetriebe ⁴⁾	13.0460-7064.2	607064		21930 17,9 +/WK ATE
	1.8 i 16V 1.9 JTD 1.9 TD 2.0		09.95 12.98 06.96 09.98	10.01 10.01 10.01 08.00	13.0460-7065.2	607065		21927 17,9 +/WK ATE
	1.2 i 16V 1.4 i 12V 1.6 16 V 1.6 i 16V 1.9 D 1.9 TD	76	12.98 09.95 01.99 09.95 09.95 06.96	10.01 + Automatikgetriebe ⁵⁾ 10.01 + Automatikgetriebe ⁵⁾ 12.02 + Automatikgetriebe ⁵⁾ 10.01 + Automatikgetriebe ⁵⁾ 10.01 + Automatikgetriebe ⁵⁾ 10.01 + Automatikgetriebe ⁵⁾	13.0460-7065.2	607065		21927 17,9 +/WK ATE
	1.2 i 16V 1.4 i 12V 1.6 16 V 1.6 i 16V 1.9 D 1.9 TD	76	12.98 09.95 01.99 09.95 09.95 06.96	10.01 + Schaltgetriebe ⁴⁾ 10.01 + Schaltgetriebe ⁴⁾ 12.02 + Schaltgetriebe ⁴⁾ 10.01 + Schaltgetriebe ⁴⁾ 10.01 + Schaltgetriebe ⁴⁾ 10.01 + Schaltgetriebe ⁴⁾	24.0112-0127.1	412127		258 12,0 10,2 +B
	1.2 i 16V 1.4 i 12V 1.6 16 V 1.6 i 16V 1.8 i 16V 1.9 D 1.9 JTD	76	12.98 09.95 01.99 09.95 09.95 12.98	10.01 + Automatikgetriebe ⁵⁾ 10.01 + Automatikgetriebe ⁵⁾ 12.02 + Automatikgetriebe ⁵⁾ 10.01 + Automatikgetriebe ⁵⁾ 10.01 + Automatikgetriebe ⁵⁾ 10.01 + Automatikgetriebe ⁵⁾	24.0120-0142.1 24.0320-0142.1	420142 520142		258 20,0 18,2 V L +B 258 20,0 18,2 V L +B PD
























¹⁾ + steel rims / + cerchioni in acciaio / + jantes en acier / + Llantas acero

²⁾ + cast iron caliper / + pinza in ghisa / + étriers en fonte grise / + fundición gris-pinza


















³⁾ + aluminium calipers / + pinze in alluminio / + étriers en aluminium / + pinzas de aluminio

⁴⁾ + manual transmission / + scatola cambio velocità / + transmission mécanique / + cambio de velocidad

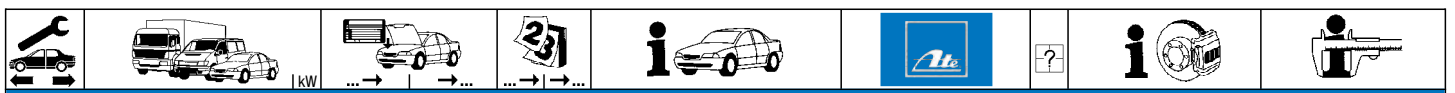
⁵⁾ + autom.transmission / + scatola cambio automatico / + transmission automatique / + cambio automático

								
FIAT BRAVA (95-01)								
	1.9 TD 1.9 TD 2.0	55 74 113	06.96 06.96 09.98	10.01 + Automatikgetriebe ¹⁾ 10.01 08.00	24.0120-0142.1 24.0320-0142.1	420142 520142		258 20,0 18,2 VL +B 258 20,0 18,2 VL +B PD
	1.4 i 12V 1.6 i 16V 1.8 i 16V 1.9 D 1.9 TD		09.95 09.95 09.95 09.95 06.96	11.98 11.98 11.98 11.98 11.98	24.0751-1149.3	360046	2 	Radsensor L=1160
	1.2 i 16V 1.4 i 12V 1.6 16 V 1.6 i 16V 1.8 i 16V 1.9 D 1.9 JTD 1.9 TD 2.0	76 113	12.98 12.98 01.99 12.98 12.98 12.98 12.98 12.98 09.98	10.01 10.01 12.02 10.01 10.01 10.01 10.01 10.01 08.00	24.0711-5015.3 24.0711-5016.3	360054 360055	 	Radsensor L=1155 Radsensor L=1155
	1.4 i 12V 1.6 i 16V 1.8 i 16V 1.9 D 1.9 TD		09.95 09.95 09.95 09.95 06.96	11.98 11.98 11.98 11.98 11.98	24.0721-1197.3 24.0721-1198.3	360037 360038	 	Radsensor L=1095 Radsensor L=1095
	1.2 i 16V 1.4 i 12V 1.6 16 V 1.6 i 16V 1.8 i 16V 1.9 D 1.9 JTD 1.9 TD 2.0	76 113	12.98 12.98 01.99 12.98 12.98 12.98 12.98 12.98 09.98	10.01 10.01 12.02 10.01 10.01 10.01 10.01 10.01 08.00	24.0711-5019.3 24.0711-5020.3	360056 360057	 	Radsensor L=1105 Radsensor L=1105
	1.2 i 16V 1.4 i 12V 1.9 D		12.98 09.95 09.95	10.01 - ABS 10.01 - ABS 10.01 - ABS	03.0137-0274.2 03.0137-9179.2	650274 669179		180 x 32 HEB AUT Bremsbacken-Zubehör AP AP
	1.4 i 12V 1.6 i 16V 1.8 i 16V 1.9 D 1.9 TD		09.95 09.95 09.95 09.95 06.96	+ ABS / VET: - 4255655 VET: - 4255655 VET: - 4255655 + ABS / VET: - 4255655 VET: - 4255655	03.0137-0262.2 03.0137-9125.2	650262 669125		203 x 39 Bremsbacken-Zubehör BDX BDX
	1.2 i 16V 1.4 i 12V 1.6 16 V 1.6 i 16V 1.8 i 16V 1.9 D 1.9 JTD 1.9 TD 2.0	76 113	12.98 10.01 01.99 10.01 10.01 12.98 09.98	10.01 + ABS 10.01 + ABS / VET: 4255656 - 12.02 10.01 VET: 4255656 - 10.01 VET: 4255656 - 10.01 + ABS / VET: 4255656 - 10.01 10.01 VET: 4255656 -	03.0137-0345.2 03.0137-9244.2	650345 669244		203 x 38 HEB Bremsbacken-Zubehör AP AP
	1.2 i 16V 1.4 i 12V 1.9 D		12.98 09.95 09.95	10.01 - ABS 10.01 - ABS 10.01 - ABS	24.0218-0011.1	480006		180/181,4 x 40
	1.2 i 16V 1.4 i 12V 1.6 16 V 1.6 i 16V 1.8 i 16V 1.9 D 1.9 JTD 1.9 TD	76	12.98 09.95 01.99 09.95 09.95 12.98 06.96	10.01 + ABS 10.01 + ABS 12.02 10.01 10.01 + ABS 10.01 10.01	24.0220-3007.1	480064		203/204,7 x 48,5
	1.2 i 16V 1.4 i 12V 1.9 D		12.98 09.95 09.95	10.01 - ABS 10.01 - ABS 10.01 - ABS	03.0520-5222.3	695222		22,20/180x32 TopKit AP
	1.4 i 12V 1.6 i 16V 1.8 i 16V 1.9 D 1.9 TD		09.95 09.95 09.95 09.95 09.96	+ ABS / VET: - 4255655 VET: - 4255655 VET: - 4255655 + ABS / VET: - 4255655 VET: - 4255655	03.0520-6722.3	696722		22,20/203x39 TopKit BDX
	1.2 i 16V 1.4 i 12V 1.6 16 V 1.6 i 16V 1.8 i 16V 1.9 D 1.9 JTD 1.9 TD	76	12.98 01.99 12.98	10.01 + ABS 10.01 + ABS / VET: 4255656 - 12.02 10.01 VET: 4255656 - 10.01 VET: 4255656 - 10.01 + ABS / VET: 4255656 - 10.01 10.01 VET: 4255656 -	03.0520-6822.3	696822		22,20/203x38 TopKit AP
FIAT BRAVO (95-01)								
	1.2 i 16V 1.4 i 12V 1.6 i 16V 1.9 D 1.9 TD	55	12.98 09.95 09.95 09.95 06.96	10.01 10.01 10.01 10.01 10.01	13.0460-7064.2	607064		21930 17,9 +/WK ATE
	1.8 i 16V 1.9 JTD 1.9 TD	74	09.95 12.98 06.96	10.01 10.01 10.01	13.0460-7065.2	607065		21927 17,9 +/WK ATE

¹⁾ + autom.transmission / + scatola cambio automatico / + transmission automatique / + cambio automático

FIAT BRAVO (95-01)												
	2.0 i 20V			09.95	04.99		13.0460-7069.2	607069			21636 19,3 +WK	ATE
	2.0 i 20V			05.99	10.01		13.0460-7140.2	607140			23289 19,3 +WK	ATE
							13.0470-7140.2	LD7140			23289 19,3 +WK	ATE
	1.2 i 16V			12.98	10.01		24.0112-0127.1	412127			258 12,0 10,2 +B	
	1.4 i 12V			09.95	10.01							
	1.6 i 16V			09.95	10.01							
	1.9 D			09.95	10.01							
	1.9 TD	55		06.96	10.01							
	1.8 i 16V			09.95	10.01		24.0120-0142.1	420142			258 20,0 18,2 V L +B	
	1.9 JTD			12.98	10.01		24.0320-0142.1	520142			258 20,0 18,2 V L +B PD	
	1.9 TD	74		06.96	10.01							
	2.0 i 20V			09.95	10.01		24.0122-0147.1	422147			284 22,0 20,2 V +B	
	1.4 i 12V			09.95	11.98		24.0751-1149.3	360046	2		Radsensor L=1160	
	1.6 i 16V			09.95	11.98							
	1.8 i 16V			09.95	11.98							
	1.9 D			09.95	11.98							
	1.9 TD			06.96	11.98							
	2.0 i 20V			09.95	07.98		24.0751-1151.3	360047	2		Radsensor L=1210	
	1.2 i 16V			12.98	10.01		24.0711-5015.3	360054			Radsensor L=1155	
	1.4 i 12V			12.98	10.01		24.0711-5016.3	360055			Radsensor L=1155	
	1.6 i 16V			12.98	10.01							
	1.8 i 16V			12.98	10.01							
	1.9 D			12.98	10.01							
	1.9 JTD			12.98	10.01							
	1.9 TD			12.98	10.01							
	2.0 i 20V			08.98	10.01							
	2.0 i 20V			09.95	10.01		13.0460-2951.2	602951		+ GG-Sättel ¹⁾	21103 14,2 /S	LUC
							13.0460-2826.2	602826		+ ALU-Sättel ²⁾	23177 14,2 /S	LUC
							13.0460-0072.2	610072		+ GG-Sättel ¹⁾	Belagsatz-Zubehör	LUC
	2.0 i 20V			09.95	10.01		24.0111-0119.1	411119			241 11,0 9,2 +B	
	1.4 i 12V			09.95	11.98		24.0721-1197.3	360037			Radsensor L=1095	
	1.6 i 16V			09.95	11.98		24.0721-1198.3	360038			Radsensor L=1095	
	1.8 i 16V			09.95	11.98							
	1.9 D			09.95	11.98							
	1.9 TD			06.96	11.98							
	2.0 i 20V			09.95	07.98							
	1.2 i 16V			12.98	10.01		24.0711-5019.3	360056			Radsensor L=1105	
	1.4 i 12V			12.98	10.01		24.0711-5020.3	360057			Radsensor L=1105	
	1.6 i 16V			12.98	10.01							
	1.8 i 16V			12.98	10.01							
	1.9 D			12.98	10.01							
	1.9 JTD			12.98	10.01							
	1.9 TD			12.98	10.01							
	2.0 i 20V			08.98	10.01							
	1.2 i 16V			12.98	10.01	- ABS	03.0137-0274.2	650274			180 x 32 HEB AUT	AP
	1.4 i 12V			09.95	10.01	- ABS	03.0137-9179.2	669179			Bremsbacken-Zubehör	AP
	1.9 D			09.95	10.01	- ABS						
	1.4 i 12V			09.95	11.98	+ ABS	03.0137-0262.2	650262			203 x 39	BDX
	1.6 i 16V			09.95	11.98	+ ABS	03.0137-9125.2	669125			Bremsbacken-Zubehör	BDX
	1.8 i 16V			09.95	11.98	+ ABS						
	1.9 D			09.95	11.98	+ ABS						
	1.9 TD			06.96	11.98	+ ABS						
	1.2 i 16V			12.98	10.01	+ ABS	03.0137-0345.2	650345			203 x 38 HEB	AP
	1.4 i 12V			12.98	10.01	+ ABS	03.0137-9244.2	669244			Bremsbacken-Zubehör	AP
	1.6 i 16V			12.98	10.01	+ ABS						
	1.8 i 16V			12.98	10.01	+ ABS						
	1.9 D			12.98	10.01	+ ABS						
	1.9 JTD			12.98	10.01	+ ABS						
	1.9 TD			12.98	10.01	+ ABS						
	1.2 i 16V			12.98	10.01	- ABS	24.0218-0011.1	480006			180/181,4 x 40	
	1.4 i 12V			09.95	10.01	- ABS						
	1.9 D			09.95	10.01	- ABS						
	1.2 i 16V			12.98	10.01	+ ABS	24.0220-3007.1	480064			203/204,7 x 48,5	
	1.4 i 12V			09.95	10.01	+ ABS						
	1.6 i 16V			09.95	10.01	+ ABS						
	1.8 i 16V			09.95	10.01	+ ABS						
	1.9 D			09.95	10.01	+ ABS						
	1.9 JTD			12.98	10.01	+ ABS						
	1.9 TD			06.96	10.01	+ ABS						
	1.2 i 16V			12.98	10.01	- ABS	03.0520-5222.3	695222			22,20/180x32 TopKit	AP
	1.4 i 12V			09.95	10.01	- ABS						
	1.9 D			09.95	10.01	- ABS						
	1.4 i 12V			09.95	11.98	+ ABS	03.0520-6722.3	696722			22,20/203x39 TopKit	BDX
	1.6 i 16V			09.95	11.98	+ ABS						
	1.8 i 16V			09.95	11.98	+ ABS						
	1.9 D			09.95	11.98	+ ABS						
	1.9 TD			09.96	11.98	+ ABS						
	1.2 i 16V			12.98	10.01	+ ABS	03.0520-6822.3	696822			22,20/203x38 TopKit	AP
	1.4 i 12V			12.98	10.01	+ ABS						
	1.6 i 16V			12.98	10.01	+ ABS						
	1.8 i 16V			12.98	10.01	+ ABS						
	1.9 D			12.98	10.01	+ ABS						

1) + cast iron caliper / + pinza in ghisa / + étriers en fonte grise / + fundición gris-pinza
2) + aluminium calipers / + pinze in alluminio / + étriers en aluminium / + pinzas de aluminio



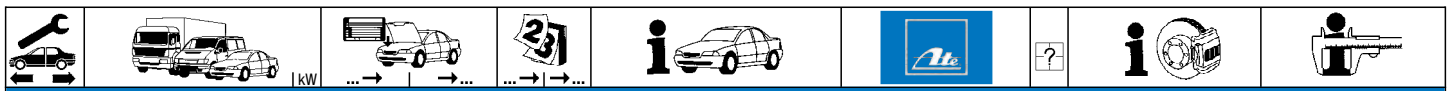
FIAT BRAVO (95-01)													
	1.9 JTD 1.9 TD			12.98 12.98	10.01 10.01			03.0520-6822.3	696822		22,20/203x38 TopKit	AP	
FIAT BRAVO (07-)													
	1.4 i 16V	66		04.07				13.0460-3982.2	603982		23705 18,1 +/WK/S	BOS	
	1.4 LPG	66		11.09				13.0470-3982.2	LD3982		23705 18,1 +/WK/S	BOS	
	1.4 T-Jet	88		09.07				13.0460-3983.2	603983		23708 19,4 +/WK/S	BOS	
	1.6 D Multijet			03.08				13.0470-3983.2	LD3983		23708 19,4 +/WK/S	BOS	
	1.9 D Multijet			04.07									
	1.4 i 16V	66		04.07				24.0122-0197.1	422197		258 22,0 20,2 V +B		
	1.4 LPG	66		11.09									
	1.4 T-Jet	88		09.07				24.0122-0147.1	422147		284 22,0 20,2 V +B		
	1.6 D Multijet			03.08									
	1.9 D Multijet			04.07									
	1.4 16V	103		04.08				24.0126-0125.1	426125		281 26,0 24,2 V +B		
	1.4 T-Jet	110		09.07									
	1.9 D Multijet	110		04.07									
	2.0 D Multijet			09.08									
	1.4 16V	103		04.08				13.0460-3991.2	603991		23714 16,6 /S	BOS	
	1.4 i 16V	66		04.07				13.0470-3812.2	LD3812		23714 17,6 /S	BOS	
	1.4 LPG	66		11.09				13.0460-3861.2	603861		23714 17,6 +/WK/Zub/S	BOS	
	1.4 T-Jet	88		09.07									
	1.4 T-Jet	110		09.07									
	1.6 D Multijet			03.08									
	1.9 D Multijet			04.07									
	1.9 D Multijet	66		04.07	12.08								
	1.9 D Multijet	110		04.07									
	2.0 D Multijet			09.08									
		1.4 16V	103		04.08				24.0110-0190.1	410190		252 10,0 9,0 +B	
1.4 16V		103		04.08									
1.4 i 16V		66		04.07									
1.4 LPG		66		11.09									
1.4 T-Jet		88		09.07									
1.4 T-Jet		110		09.07									
1.6 D Multijet				03.08									
1.9 D Multijet				04.07									
1.9 D Multijet		66		04.07	12.08								
2.0 D Multijet		110		04.07									
2.0 D Multijet				09.08									
	FIAT CINQUECENTO (92-98)												
		1100 Sporting			11.94	05.98			13.0460-3949.2	603949		21365 17,0	BDX
		700			02.92	05.98			13.0460-0434.2	610434		Belagsatz-Zubehör	BDX
		900 i.e.			02.92	05.98							
		1100 Sporting			11.94	05.98			24.0111-0119.1	411119		241 11,0 9,2 +B	
		700			02.92	05.98							
		900 i.e.			02.92	05.98							
		1100 Sporting			11.94	05.98			03.0137-0015.2	650015		185 x 31 AUT	FI
		700			02.92	05.98			03.0137-9021.2	669021		Bremsbacken-Zubehör	FI
		900 i.e.			02.92	05.98							
	700			02.92	05.98			24.0218-5001.1	480012		185/186,8 x 36,5		
	900 i.e.			02.92	05.98								
	1100 Sporting			11.94	05.98			24.0218-5002.1	480117		185/186,8 x 36,5		
	1100 Sporting			11.94	05.98			03.0420-0319.3	680319		19,05/185x31 Kit	FI	
	700			02.92	05.98								
	900 i.e.			02.92	05.98								
FIAT COUPE (94-00)													
	1.8 i 16V			07.96	12.00			13.0460-7069.2	607069		21636 19,3 +/WK	ATE	
	2.0 i 20V			01.97	12.00								
	2.0 i 16V			12.93	06.96			13.0460-2979.2	602979		21147 19,0 +/WK/S	LUC	
	2.0 i 16V Turbo			12.93	06.96			13.0460-7069.2	607069		21636 19,3 +/WK	ATE	
	2.0 i 20V Turbo			01.97	12.00			13.0460-4968.2	604968		21381 18,0 +/WK	BRE	
	1.8 i 16V			07.96	12.00			24.0122-0107.1	422107		284 22,0 20,2 V +B		
	2.0 i 16V			12.93	06.96								
	2.0 i 20V			01.97	12.00								
	2.0 i 16V Turbo			12.93	06.96			24.0122-0147.1	422147		284 22,0 20,2 V +B		
	2.0 i 20V Turbo			01.97	12.00			24.0128-0120.1	428120		305 28,0 26,0 V		
	1.8 i 16V		47167	07.96				13.0460-2951.2	602951	+ GG-Sättel ¹⁾	21103 14,2 /S	LUC	
	2.0 i 16V			12.93	06.96			13.0460-0072.2	610072	+ GG-Sättel ¹⁾	Belagsatz-Zubehör	LUC	
	2.0 i 16V Turbo		47167	12.93	06.96								
	2.0 i 20V		47167	01.97									
	2.0 i 20V Turbo		47167	01.97									
	1.8 i 16V		47168		12.00			13.0460-2826.2	602826	+ ALU-Sättel ²⁾	23177 14,2 /S	LUC	
	2.0 i 20V		47168		12.00								
	2.0 i 20V Turbo		47168		12.00								

¹⁾ + cast iron caliper / + pinza in ghisa / + étriers en fonte grise / + fundición gris-pinza
²⁾ + aluminium calipers / + pinze in alluminio / + étriers en aluminium / + pinzas de aluminio



FIAT COUPE (94-00)		KW		23		i		ATE		?		i		i	
	1.8 i 16V 2.0 i 16V 2.0 i 16V Turbo 2.0 i 20V 2.0 i 20V Turbo			07.96 12.93 12.93 01.97 01.97	12.00 06.96 06.96 12.00 12.00			24.0111-0119.1	411119					241 11,0 9,2 +B	
FIAT CROMA (91-96)															
	1.6 1.9 TD 2.0 2.0 i.e. 2.0 i.e. 16V 2.0 i.e. Turbo 2.5 TD			11.90 11.90 11.90 11.90 12.92 11.90 11.90	12.92 10.96 12.92 10.96 10.96 10.96 10.96			13.0460-2952.2	602952				21185 19,4 +/WK/S	LUC	
	2.0 i.e. 2.0 i.e. Turbo 2.0 i.e. Turbo 2.5 i.e. V6			11.90 11.90 01.93 04.93	10.96 10.96 10.96 10.96	+ gepanzerte Fahrzeuge ²⁾ + gepanzerte Fahrzeuge ²⁾		13.0460-2979.2	602979				21147 19,0 +/WK/S	LUC	
	1.6 1.9 TD 2.0 2.0 i.e.			11.90 11.90 11.90 11.90	12.92 10.96 12.92 10.96	- ABS - ABS/ - gepanzerte Fzg. ³⁾		24.0114-0102.1	414102				258 14,0 12,8		
	1.9 TD 2.0 i.e. 2.0 i.e. 16V 2.0 i.e. Turbo 2.5 TD			11.90 11.90 12.92 11.90 11.90	10.96 10.96 10.96 10.96 10.96	+ ABS + ABS/ - gepanzerte Fzg. ⁴⁾ - gepanzerte Fahrzeuge ¹⁾ - gepanzerte Fahrzeuge ¹⁾		24.0122-0130.1	422130				257 22,0 20,2 V		
	2.0 i.e. 2.0 i.e. Turbo 2.5 i.e. V6			11.90 11.90 04.93	10.96 10.96 10.96	+ gepanzerte Fahrzeuge ²⁾ + gepanzerte Fahrzeuge ²⁾		24.0122-0145.1	422145				284 22,0 20,2 V +B		
	2.5 i.e. V6			04.93	10.96			24.0122-0147.1	422147				284 22,0 20,2 V +B		
	1.6 1.9 TD 2.0 2.0 i.e. 2.0 i.e. 16V 2.0 i.e. Turbo 2.5 TD			11.90 11.90 11.90 11.90 12.92 11.90 11.90	12.92 10.96 12.92 10.96 10.96 10.96 10.96	- ABS - ABS - ABS - ABS/ - gepanzerte Fzg. ³⁾ - ABS/ - gepanzerte Fzg. ³⁾ - ABS/ - gepanzerte Fzg. ³⁾ - ABS		13.0460-3904.2	603904				21107 12,0	BDX	
	1.6 1.9 TD 2.0 2.0 i.e. 2.0 i.e. 16V 2.0 i.e. Turbo 2.5 i.e. V6 2.5 TD			11.90 11.90 11.90 11.90 12.92 11.90 04.93 11.90	12.92 10.96 12.92 10.96 10.96 10.96 10.96 10.96	+ ABS + ABS + ABS + ABS/ + gepanzerte Fzg. ⁵⁾ + ABS/ + gepanzerte Fzg. ⁵⁾ + ABS/ + gepanzerte Fzg. ⁵⁾ + ABS		13.0460-2962.2 13.0460-0072.2	602962 610072				20668 16,6 /S Belagsatz-Zubehör	LUC LUC	
	1.6 1.9 TD 2.0 2.0 i.e. 2.0 i.e. 16V 2.0 i.e. Turbo 2.5 i.e. V6 2.5 TD			11.90 11.90 11.90 11.90 12.92 11.90 04.93 11.90	12.92 10.96 12.92 10.96 10.96 10.96 10.96 10.96	- gepanzerte Fahrzeuge ¹⁾ - gepanzerte Fahrzeuge ¹⁾ - gepanzerte Fahrzeuge ¹⁾		24.0110-0190.1	410190				252 10,0 9,0 +B		
	2.0 i.e. 2.0 i.e. Turbo			11.90 11.90	10.96 10.96	+ gepanzerte Fahrzeuge ²⁾ + gepanzerte Fahrzeuge ²⁾		24.0110-0209.1	410209				251 10,0 9,0 +B		
FIAT CROMA (05-10)															
	1.8 i 16V 1.9 D Multijet 1.9 JTD 1.9 JTD 16V 2.2 i 16V	103 85 88 2060169 108		01.06 06.05 06.05 06.05 06.05	11.10 11.10 11.10 11.10 11.10			13.0460-7212.2 13.0460-7172.2 13.0470-7172.2 24.8190-0719.2	607212 607172 LD7172 620719	1	f. Bremssattel m.Stahlkolben ⁶⁾ f. Bremssattel m.Kunststoffkolben ⁷⁾ f. Bremssattel m.Kunststoffkolben ⁷⁾	23738 20,1 +/WE 23402 20,1 +/WE 23402 20,1 +/WE	ATE ATE ATE	Warmkontakt L=686mm	
	1.9 JTD 16V 2.4 JTD	147 2060168		06.05 06.05	11.10 11.10			13.0460-3824.2	603824			24294 19,0 +/WK/S	LUC		
	1.8 i 16V 1.9 D Multijet 1.9 JTD 1.9 JTD 16V 2.2 i 16V	103 85 88 2060169 108		01.06 06.05 06.05 06.05 06.05	11.10 11.10 11.10 11.10 11.10			24.0125-0141.1 24.0325-0141.1	425141 525141			285 24,9 22,0 V L +S +B 285 24,9 22,0 V L +S +B PD			
	1.9 JTD 16V 2.4 JTD	147 2060168		06.05 06.05	11.10 11.10			24.0128-0185.1	428185			305 28,0 26,0 V L +B			
	1.8 i 16V 1.9 D Multijet 1.9 JTD 1.9 JTD 16V 2.2 i 16V 2.4 JTD	103 85 88 108 147		01.06 06.05 06.05 06.05 06.05 06.05	11.10 11.10 11.10 11.10 11.10 11.10			13.0460-3825.2	603825			24348 17,1 /S	LUC		
	1.8 i 16V 1.9 D Multijet 1.9 JTD 2.2 i 16V 1.9 JTD 16V 2.4 JTD	103 85 88 108 147		01.06 06.05 06.05 06.05 06.05 06.05	11.10 11.10 11.10 11.10 11.10 11.10			24.0112-0157.1 24.0312-0157.1	412157 512157			278 11,9 10,0 +S +B 278 11,9 10,0 +S +B PD			
	1.9 JTD 16V 2.4 JTD	147		06.05 06.05	11.10 11.10			24.0120-0173.1 24.0320-0173.1	420173 520173			292 19,9 18,0 V +S +B 292 19,9 18,0 V +S +B PD			

1) - armoured vehicles / - veicoli blindati / - véhicule blindé / - vehículo blindado
2) + armoured vehicles / + veicoli blindati / + véhicule blindé / + vehículo blindado
3) - ABS / - armoured vehicles / - ABS / - veicoli blindati / - ABS / - véhicule blindé / - ABS / - vehículo blindado
4) + ABS / - armoured vehicles / + ABS / - veicoli blindati / + ABS / - véhicule blindé / + ABS / - vehículo blindado
5) + ABS / + armoured vehicles / + ABS / + veicoli blindati / + ABS / + véhicule blindé / + ABS / + vehículo blindado
6) for br.caliper +steel piston / per pinza fr. +pistone acciaio / pour étrier f. +piston en acier / para pinza fr. +pistón de acero
7) for br.caliper +plastic piston / per pinza fr. +pistone plastica / pour étrier fr. +piston plastique / para pinza fr. +pistón plástico



FIAT DOBLO (01-10)

	1.2 i.e.	48		01.01	09.05	13.0460-7141.2	607141		23842 18,1 +	ATE					
	1.3 JTD	51		05.04	09.05										
	1.6 i 16V	76		10.01	09.05										
	1.6 Natural Power	76		09.02	09.05										
	1.9 D	46		01.01	09.05										
	1.9 JTD	74		10.01	09.05										
	1.9 JTD	77		07.03	09.05										
	1.3 D Multijet	55		10.05	01.10						+ Bremsscheibendurchm. 284 mm ¹⁾	13.0460-3811.2	603811	23708 19,2 /S	BOS
	1.3 D Multijet	62		10.05	01.10						+ Bremsscheibendurchm. 284 mm ¹⁾				
	1.3 JTD	55		10.05	01.10						+ Bremsscheibendurchm. 284 mm ¹⁾				
1.3 JTD	62		10.05	01.10	+ Bremsscheibendurchm. 284 mm ¹⁾										
1.4 i	57		10.05	01.10	+ Bremsscheibendurchm. 284 mm ¹⁾										
1.6 i 16V	76		10.05	01.10	+ Bremsscheibendurchm. 284 mm ¹⁾										
1.6 Natural Power	76		10.05	01.10	+ Bremsscheibendurchm. 284 mm ¹⁾										
1.9 D Multijet	88		10.05	01.10	+ Bremsscheibendurchm. 284 mm ¹⁾										
1.9 JTD	74		10.05	01.10	+ Bremsscheibendurchm. 284 mm ¹⁾										
1.9 JTD	77		10.05	01.10	+ Bremsscheibendurchm. 284 mm ¹⁾										
1.9 JTD	88		10.05	01.10	+ Bremsscheibendurchm. 284 mm ¹⁾										
	1.3 D Multijet	55		10.05	01.10	+ Bremsscheibendurchm. 258 mm ²⁾	13.0460-3850.2	603850	23707 18,0 /Zub/S	BOS					
	1.3 D Multijet	62		10.05	01.10	+ Bremsscheibendurchm. 258 mm ²⁾									
	1.3 JTD	55		10.05	01.10	+ Bremsscheibendurchm. 258 mm ²⁾									
	1.3 JTD	62		10.05	01.10	+ Bremsscheibendurchm. 258 mm ²⁾									
	1.4 i	57		10.05	01.10	+ Bremsscheibendurchm. 258 mm ²⁾									
	1.6 i 16V	76		10.05	01.10	+ Bremsscheibendurchm. 258 mm ²⁾									
	1.6 Natural Power	76		10.05	01.10	+ Bremsscheibendurchm. 258 mm ²⁾									
	1.9 D Multijet	88		10.05	01.10	+ Bremsscheibendurchm. 258 mm ²⁾									
	1.9 JTD	74		10.05	01.10	+ Bremsscheibendurchm. 258 mm ²⁾									
	1.9 JTD	77		10.05	01.10	+ Bremsscheibendurchm. 258 mm ²⁾									
1.9 JTD	88		10.05	01.10	+ Bremsscheibendurchm. 258 mm ²⁾										
	1.2 i.e.	48		01.01	09.05	24.0120-0142.1	420142		258 20,0 18,2 V L +B						
	1.3 JTD	51		05.04	09.05										
	1.6 i 16V	76		10.01	09.05										
	1.6 Natural Power	76		09.02	09.05										
	1.9 D	46		01.01	09.05										
	1.9 JTD	74		10.01	09.05										
	1.9 JTD	77		07.03	09.05										
	1.3 D Multijet	55		10.05	01.10						24.0122-0147.1	422147		284 22,0 20,2 V +B	
	1.3 D Multijet	62		10.05	01.10										
	1.3 JTD	55		10.05	01.10										
1.3 JTD	62		10.05	01.10											
1.4 i	57		10.05	01.10											
1.6 i 16V	76		10.05	01.10											
1.6 Natural Power	76		09.02	01.10											
1.9 JTD	74		10.05	01.10											
1.9 JTD	77		10.05	01.10											
1.9 JTD	88		10.05	01.10											
1.9 JTD	88		10.05	01.10											
	1.3 D Multijet	55		10.05	01.10	24.0122-0197.1	422197		258 22,0 20,2 V +B						
	1.3 D Multijet	62		10.05	01.10										
	1.3 JTD	55		10.05	01.10										
	1.3 JTD	62		10.05	01.10										
	1.4 i	57		10.05	01.10										
	1.6 i 16V	76		10.05	01.10										
	1.6 Natural Power	76		09.02	01.10										
	1.9 JTD	74		10.05	01.10										
	1.9 JTD	77		10.05	01.10										
	1.9 JTD	88		10.05	01.10										
1.9 JTD	88		10.05	01.10											
	1.3 D Multijet	55		10.05	01.10	24.0711-5071.3	360180		Radsensor L=1280						
	1.3 D Multijet	62		10.05	01.10										
	1.3 JTD	55		10.05	01.10										
	1.3 JTD	62		10.05	01.10										
	1.4 i	57		10.05	01.10										
	1.6 i 16V	76		10.01	01.10										
	1.6 i 16V Bus	76		10.01	01.10										
	1.6 i 16V Kastenw.	76		10.01	01.10										
	1.6 Natural Power	76		09.02	01.10										
	1.9 D Multijet	88		10.05	01.10										
1.9 JTD	74		10.01	01.10											
1.9 JTD	77		07.03	01.10											
1.9 JTD	77		07.03	01.10											
1.9 JTD	88		10.05	01.10											
1.9 JTD Bus	74		10.01	01.10											
1.9 JTD Kastenw.	74		10.01	01.10											
1.9 JTD Kastenw.	77		07.03	01.10											
	1.3 D Multijet	55		10.05	01.10	24.0711-5130.3	360106		Radsensor L=1880						
	1.3 D Multijet	62		10.05	01.10										
	1.3 JTD	55		10.05	01.10										
	1.3 JTD	62		10.05	01.10										
	1.4 i	57		10.05	01.10										
	1.6 i 16V	76		10.01	01.10										
	1.6 i 16V Bus	76		10.01	01.10										
	1.6 i 16V Kastenw.	76		10.01	01.10										
	1.6 Natural Power	76		09.02	01.10										
	1.9 D Multijet	88		10.05	01.10										
1.9 JTD	74		10.01	01.10											
1.9 JTD	77		07.03	01.10											
1.9 JTD	88		10.05	01.10											
1.9 JTD Bus	74		10.01	01.10											
1.9 JTD Kastenw.	74		10.01	01.10											
1.9 JTD Kastenw.	77		07.03	01.10											
	1.3 D Multijet	55		10.05	01.10	24.0711-5131.3	360107		Radsensor L=1880						
	1.3 D Multijet	62		10.05	01.10										
	1.3 JTD	55		10.05	01.10										
	1.3 JTD	62		10.05	01.10										
	1.4 i	57		10.05	01.10										
	1.6 i 16V	76		10.01	01.10										
	1.6 i 16V Bus	76		10.01	01.10										
	1.6 i 16V Kastenw.	76		10.01	01.10										
	1.6 Natural Power	76		09.02	01.10										
	1.9 D Multijet	88		10.05	01.10										
1.9 JTD	74		10.01	01.10											

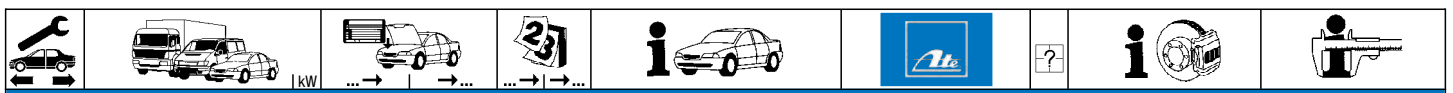
¹⁾ + brake disc diameter 284mm / + diametro dischi freno 284mm / + diamètre disques frein 284mm / + diámetro disco freno 284mm

²⁾ + brake disc diameter 258mm / + diametro dischi freno 258mm / + diamètre disques frein 258mm / + diámetro disco freno 258mm

³⁾ + Van / + Furgone / + Fourgonnette / + Furgón

⁴⁾ + bus / + autobus / + autobus/car / + autobús

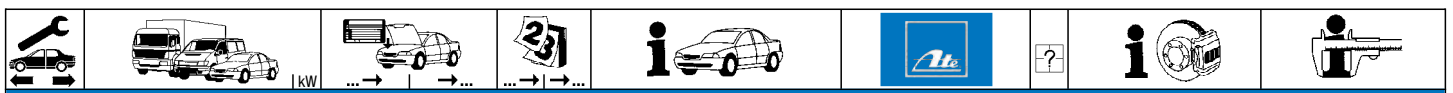




FIAT DOBLO (01-10)											
	1.9 JTD	77		07.03	01.10	24.0711-5130.3	360106	2	+ Kastenwagen ¹⁾	Radsensor L=1880	
	1.9 JTD	77		07.03	01.10	24.0711-5131.3	360107	2	+ Bus ²⁾	Radsensor L=1880	
	1.9 JTD	88		10.05	01.10						
	1.9 JTD Bus	74		10.01	01.10						
	1.9 JTD Kastenw.	74		10.01	01.10						
	1.9 JTD Kastenw.	77		07.03	01.10						
	1.2 i.e.	48		01.01	01.04	03.0137-0415.2	650415			228 x 42 HEB	
	1.6 i 16V	76		10.01	01.04	03.0137-9261.2	669261			Bremsbacken-Zubehör	
	1.9 D	46		01.01	01.04						
	1.9 JTD	74		10.01	01.04						
	1.9 JTD	77		07.03	01.04						
	1.3 D Multijet	55		02.04	09.05	03.0137-0457.2	650457			228 x 42 HEB	
	1.3 D Multijet	62		02.04	09.05	03.0137-9309.2	669309			Bremsbacken-Zubehör	
	1.3 JTD	55		02.04	09.05						
	1.3 JTD	62		02.04	09.05						
	1.4 i	57		02.04	09.05						
	1.6 i 16V	76		02.04	09.05						
	1.6 Natural Power	76		02.04	09.05						
	1.9 D Multijet	88		02.04	09.05						
	1.9 JTD	74		02.04	09.05						
	1.9 JTD	77		02.04	09.05						
	1.9 JTD	88		02.04	09.05						
		1.3 D Multijet	55		10.05	01.10	03.0137-0457.2	650457			228 x 42 HEB
		1.3 D Multijet	62		10.05	01.10	03.0137-9296.2	669296			Bremsbacken-Zubehör
1.3 JTD		55		10.05	01.10						
1.3 JTD		62		10.05	01.10						
1.4 i		57		10.05	01.10						
1.6 i 16V		76		10.05	01.10						
1.6 Natural Power		76		10.05	01.10						
1.9 D Multijet		88		10.05	01.10						
1.9 JTD		74		10.05	01.10						
1.9 JTD		77		10.05	01.10						
1.9 JTD		88		10.05	01.10						
		1.2 i.e.	48		01.01	09.05	24.0222-8018.1	480078			228/230 x 48
		1.3 D Multijet	55		10.05	01.10					
		1.3 D Multijet	62		10.05	01.10					
		1.3 JTD	51		05.04	09.05					
		1.3 JTD	55		10.05	01.10					
		1.3 JTD	62		10.05	01.10					
		1.4 i	57		10.05	01.10					
	1.6 i 16V	76		10.01	01.10						
	1.6 Natural Power	76		02.09	01.10						
	1.9 D	46		01.01	09.05						
	1.9 D Multijet	88		10.05	01.10						
	1.9 JTD	74		10.01	01.10						
	1.9 JTD	77		07.03	01.10						
	1.9 JTD	88		10.05	01.10						

FIAT DOBLO (10-)										
	1.3 D Multijet	66		02.10	+ Bremsscheibendurchm. 284 mm ³⁾	13.0460-3827.2	603827			23709 19,6 +WK/Zub/S BOS
	1.4	70		02.10	+ Bremsscheibendurchm. 284 mm ³⁾	13.0470-3827.2	LD3827			23709 19,6 +WK/Zub/S BOS
	1.4	88		10.11	+ Bremsscheibendurchm. 284 mm ³⁾					
	1.4 Natural Power	88		02.10	+ Bremsscheibendurchm. 284 mm ³⁾					
	1.6 D Multijet	66		02.10	+ Bremsscheibendurchm. 284 mm ³⁾					
	1.6 D Multijet	70		03.15	+ Bremsscheibendurchm. 284 mm ³⁾					
	1.6 D Multijet	74		02.10	+ Bremsscheibendurchm. 284 mm ³⁾					
	1.6 D Multijet	77		02.10	+ Bremsscheibendurchm. 284 mm ³⁾					
	1.6 D Multijet	88		03.15	+ Bremsscheibendurchm. 284 mm ³⁾					
	2.0 D Multijet	99		02.10	+ Bremsscheibendurchm. 284 mm ³⁾					
	1.3 D Multijet	66		02.10	+ Bremsscheibendurchm. 305 mm ⁴⁾	13.0460-7265.2	607265			24727 20,7 +WK
	1.4	70		02.10	+ Bremsscheibendurchm. 305 mm ⁴⁾					ATE
	1.4	88		10.11	+ Bremsscheibendurchm. 305 mm ⁴⁾					
	1.4 Natural Power	88		02.10	+ Bremsscheibendurchm. 305 mm ⁴⁾					
	1.6 D Multijet	66		02.10	+ Bremsscheibendurchm. 305 mm ⁴⁾					
	1.6 D Multijet	70		03.15	+ Bremsscheibendurchm. 305 mm ⁴⁾					
	1.6 D Multijet	74		02.10	+ Bremsscheibendurchm. 305 mm ⁴⁾					
	1.6 D Multijet	77		02.10	+ Bremsscheibendurchm. 305 mm ⁴⁾					
	1.6 D Multijet	88		03.15	+ Bremsscheibendurchm. 305 mm ⁴⁾					
	2.0 D Multijet	99		02.10	+ Bremsscheibendurchm. 305 mm ⁴⁾					
	1.3 D Multijet	66		02.10		24.0122-0145.1	422145			284 22,0 20,2 V +B
	1.4	70		02.10						
	1.4	88		10.11						
	1.4 Natural Power	88		02.10						
	1.6 D Multijet	66		02.10						
	1.6 D Multijet	70		03.15						
	1.6 D Multijet	74		02.10						
	1.6 D Multijet	77		02.10						
	1.6 D Multijet	88		03.15						
	2.0 D Multijet	99		02.10						
	1.3 D Multijet	66		02.10		24.0128-0253.1	428253			305 28,0 26,0 V L +B
	1.4	70		02.10						
	1.4	88		10.11						
	1.4 Natural Power	88		02.10						
	1.6 D Multijet	66		02.10						
	1.6 D Multijet	70		03.15						

¹⁾ + Van / + Furgone / + Fourgonnette / + Furgón
²⁾ + bus / + autobus / + autobus/car / + autobús
³⁾ + brake disc diameter 284mm / + diametro dischi freno 284mm / + diamètre disques frein 284mm / + diámetro disco freno 284mm
⁴⁾ + brake disc diameter 305mm / + diametro dischi freno 305mm / + diamètre disques frein 305mm / + diámetro disco freno 305mm



FIAT DOBLO (10-)

	1.6 D Multijet	77		02.10		24.0128-0253.1	428253		305 28,0 26,0 V L +B	
	1.6 D Multijet	88		03.15						
	2.0 D Multijet	99		02.10						
	1.3 D Multijet	66		02.10		24.0711-5288.3	360348	2	Radsensor L=775	
	1.4	70		02.10						
	1.4	88		10.11						
	1.4 Natural Power	88		02.10						
	1.6 D Multijet	66		02.10						
	1.6 D Multijet	70		03.15						
	1.6 D Multijet	74		02.10						
	1.6 D Multijet	77		02.10						
	1.6 D Multijet	88		03.15						
	2.0 D Multijet	99		02.10						
	1.3 D Multijet	66		02.10		24.0711-5289.3	360349	2	Radsensor L=520	
	1.4	70		02.10						
	1.4	88		10.11						
	1.4 Natural Power	88		02.10						
	1.6 D Multijet	66		02.10						
	1.6 D Multijet	70		03.15						
	1.6 D Multijet	74		02.10						
	1.6 D Multijet	77		02.10						
	1.6 D Multijet	88		03.15						
	2.0 D Multijet	99		02.10						
	1.3 D Multijet	66		02.10	+ 10" Bremse ¹⁾	03.0137-9309.2	669309		Bremsbacken-Zubehör	AP
	1.4	70		02.10	+ 10" Bremse ¹⁾					
	1.4	88		10.11	+ 10" Bremse ¹⁾					
	1.4 Natural Power	88		02.10	+ 10" Bremse ¹⁾					
	1.6 D Multijet	66		02.10	+ 10" Bremse ¹⁾					
	1.6 D Multijet	70		03.15	+ 10" Bremse ¹⁾					
	1.6 D Multijet	74		02.10	+ 10" Bremse ¹⁾					
	1.6 D Multijet	77		02.10	+ 10" Bremse ¹⁾					
	1.6 D Multijet	88		03.15	+ 10" Bremse ¹⁾					
	2.0 D Multijet	99		02.10	+ 10" Bremse ¹⁾					
	1.3 D Multijet	66		02.10	+ 9" Bremse ²⁾	03.0137-0457.2	650457		228 x 42 HEB	AP
	1.4	70		02.10	+ 9" Bremse ²⁾					
	1.4	88		10.11	+ 9" Bremse ²⁾					
	1.4 Natural Power	88		02.10	+ 9" Bremse ²⁾					
	1.6 D Multijet	66		02.10	+ 9" Bremse ²⁾					
	1.6 D Multijet	74		02.10	+ 9" Bremse ²⁾					
	1.6 D Multijet	77		02.10	+ 9" Bremse ²⁾					
	1.6 D Multijet	88		03.15	+ 9" Bremse ²⁾					
	2.0 D Multijet	99		02.10	+ 9" Bremse ²⁾					

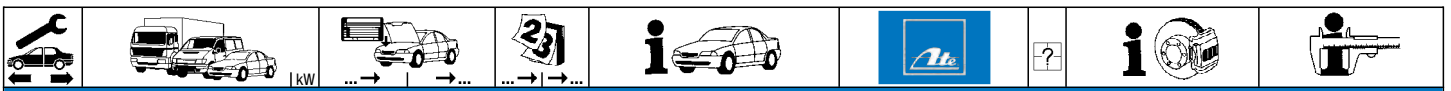
FIAT DUCATO (94-02)

	1.9 D (10)			02.94	12.99	13.0460-2976.2	602976		21797 19,7 +/WK/S	LUC
	1.9 TD (10)			02.94	12.99					
	1.9 TD CAT (10)			02.94	12.99					
	2.0 i (10/14)			02.94	12.99					
	2.5 D (14)			02.94	12.99					
	2.5 TDI (14)			02.94	12.99					
	2.5 TDI ECO (14)			02.94	12.99					
	2.8 D (14)			02.98	12.99					
	2.8 TDI (14)			10.97	12.99					
	1.9 D (10)			01.00	10.01	13.0460-2850.2	602850		23602 19,7 +/WK/S	LUC
	1.9 TD (10)			01.00	10.01					
	1.9 TD CAT (10)			01.00	10.01					
	2.0 i (10/14)			01.00	10.01					
	2.5 D (14)			01.00	10.01					
	2.5 TDI (14)			01.00	10.01					
	2.5 TDI ECO (14)			01.00	10.01					
	2.8 D (14)			01.00	10.01					
	2.8 JTD (14)			11.00	10.01					
	2.8 TDI (14)			01.00	10.01					
	1.9 D (10)			11.01	03.02	13.0460-4978.2	604978		23917 19,3 +/WK/Zub	BRE
	1.9 TD (10)			11.01	03.02					
	1.9 TD CAT (10)			11.01	03.02					
	2.0 i (10/14)			11.01	03.02					
	2.0 JTD (14)			10.01	03.02					
	2.5 D (14)			11.01	03.02					
	2.5 TDI (14)			11.01	03.02					
	2.5 TDI ECO (14)			11.01	03.02					
	2.8 D (14)			11.01	03.02					
	2.8 JTD (14)			11.01	03.02					
	2.8 TDI (14)			11.01	03.02					
	2.0 i (18)			02.94	12.99	13.0460-2977.2	602977		21799 19,7 +/WK/S	LUC
	2.5 D (18)			02.94	12.99					
	2.5 TDI (18)			02.94	12.99					
	2.5 TDI ECO (18)			02.94	12.99					
	2.8 D (18)			02.98	12.99					
	2.8 TDI (18)			10.97	12.99					
	2.0 i (18)			01.00	10.01	13.0460-2852.2	602852		23603 19,7 +/WK/S	LUC
	2.5 D (18)			01.00	10.01					
	2.5 TDI (18)			01.00	10.01					
	2.5 TDI ECO (18)			01.00	10.01					
	2.8 D (18)			01.00	10.01					
	2.8 JTD (18)			11.00	10.01					
	2.8 TDI (18)			01.00	10.01					







¹⁾ + 10" brake / + freno 10" / + frein de 10" / + freno de 10"










²⁾ + 9" brake / + servofreno da 9" / + frein de 9" / + freno de 9"





FIAT DUCATO (94-02)

	2.0 i (18) 2.0 JTD (18) 2.5 D (18) 2.5 TDI (18) 2.5 TDI ECO (18) 2.8 D (18) 2.8 JTD (18) 2.8 TDI (18)			11.01 03.02 10.01 03.02 11.01 03.02 11.01 03.02 11.01 03.02 11.01 03.02 11.01 03.02 11.01 03.02		13.0460-4979.2 604979			23919 19,3 +WK/Zub BRE
	1.9 D (10) 1.9 TD (10) 1.9 TD CAT (10) 2.0 i (10/14) 2.5 D (14) 2.8 D (14)			02.94 10.01 02.94 10.01 02.94 10.01 02.94 10.01 02.94 10.01 02.98 10.01		24.0118-0108.1 418108			280 18,0 15,9 +B
	2.5 TDI (14) 2.5 TDI ECO (14) 2.8 JTD (14) 2.8 TDI (14)			02.94 10.01 02.94 10.01 11.00 10.01 10.97 10.01		24.0124-0127.1 424127			280 24,0 21,9 V +B
	2.0 i (18) 2.5 D (18) 2.5 TDI (18) 2.5 TDI ECO (18) 2.8 D (18) 2.8 JTD (18) 2.8 TDI (18)			02.94 10.01 02.94 10.01 02.94 10.01 02.94 10.01 02.98 10.01 11.00 10.01 10.97 10.01		24.0124-0138.1 424138			300 24,0 21,9 V +B
	1.9 D (10) 1.9 TD (10) 1.9 TD CAT (10) 2.0 i (10/14) 2.0 JTD (14) 2.5 D (14) 2.5 TDI (14) 2.5 TDI ECO (14) 2.8 D (14) 2.8 JTD (14) 2.8 TDI (14)			11.01 03.02 11.01 03.02 11.01 03.02 11.01 03.02 10.01 03.02 11.01 03.02 11.01 03.02 11.01 03.02 11.01 03.02 11.01 03.02 11.01 03.02		24.0124-0127.1 424127			280 24,0 21,9 V +B
	2.0 i (18) 2.0 JTD (18) 2.5 D (18) 2.5 TDI (18) 2.5 TDI ECO (18) 2.8 D (18) 2.8 JTD (18) 2.8 TDI (18)			11.01 03.02 10.01 03.02 11.01 03.02 11.01 03.02 11.01 03.02 11.01 03.02 11.01 03.02 11.01 03.02		24.0124-0138.1 424138			300 24,0 21,9 V +B
	1.9 D (10) 1.9 TD (10) 1.9 TD CAT (10) 2.0 i (10/14/18) 2.0 JTD (14/18) 2.5 D (14/18) 2.5 TDI (14/18) 2.5 TDI ECO (14/18) 2.8 D (14/18) 2.8 JTD (14/18) 2.8 TDI (14/18)			11.01 03.02 11.01 03.02 11.01 03.02 11.01 03.02 10.01 03.02 11.01 03.02 11.01 03.02 11.01 03.02 11.01 03.02 11.01 03.02 11.01 03.02		13.0460-4980.2 604980			23921 20,3 /Zub BRE
	1.9 D (10) 1.9 TD (10) 1.9 TD CAT (10) 2.0 i (10/14) 2.0 JTD (14) 2.5 D (14) 2.5 TDI (14) 2.5 TDI ECO (14) 2.8 D (14) 2.8 JTD (14) 2.8 TDI (14)			11.01 03.02 11.01 03.02 11.01 03.02 11.01 03.02 10.01 03.02 11.01 03.02 11.01 03.02 11.01 03.02 11.01 03.02 11.01 03.02 11.01 03.02		24.0116-0124.1 416124			280 16,0 14,2 +B
	2.0 i (18) 2.0 JTD (18) 2.5 D (18) 2.5 TDI (18) 2.5 TDI ECO (18) 2.8 D (18) 2.8 JTD (18) 2.8 TDI (18)			11.01 03.02 10.01 03.02 11.01 03.02 11.01 03.02 11.01 03.02 11.01 03.02 11.01 03.02 11.01 03.02		24.0116-0125.1 416125			280 16,0 14,2 +B
	1.9 D (10) 1.9 TD (10) 1.9 TD CAT (10) 2.0 i (10/14) 2.5 D (14) 2.5 TDI (14) 2.5 TDI ECO (14) 2.8 D (14) 2.8 JTD (14) 2.8 TDI (14)			02.94 10.01 02.94 10.01 02.94 10.01 02.94 10.01 02.94 10.01 02.94 10.01 02.94 10.01 02.98 10.01 11.00 10.01 10.97 10.01		03.0137-0334.2 650333 03.0137-9219.2 669219			254 x 57 HEB LUC Bremsbacken-Zubehör LUC
	2.0 i (18) 2.5 D (18)			02.94 10.01 02.94 10.01		03.0137-0334.2 650334 03.0137-9219.2 669219			254 x 57 HEB LUC Bremsbacken-Zubehör LUC

FIAT DUCATO (94-02)											
	2.5 TDI (18)			02.94	10.01	03.0137-0334.2	650334		254 x 57 HEB	LUC	
	2.5 TDI ECO (18)			02.94	10.01	03.0137-9219.2	669219		Bremsbacken-Zubehör	LUC	
	2.8 D (18)			02.98	10.01						
	2.8 JTD (18)			11.00	10.01						
	2.8 TDI (18)			10.97	10.01						
	1.9 D (10)			11.01	03.02	03.0137-0432.2	650432	- Quick Fit	254 x 57 HEB	AP	
	1.9 TD (10)			11.01	03.02	03.0137-9285.2	669285		Bremsbacken-Zubehör	AP	
	1.9 TD CAT (10)			11.01	03.02						
	2.0 i (10/14)			11.01	03.02						
	2.0 JTD (14)			10.01	03.02						
	2.5 D (14)			11.01	03.02						
	2.5 TDI (14)			11.01	03.02						
	2.5 TDI ECO (14)			11.01	03.02						
	2.8 D (14)			11.01	03.02						
	2.8 JTD (14)			11.01	03.02						
	2.8 TDI (14)			11.01	03.02						
		1.9 D (10)			02.94	03.02	24.0225-4002.1	480048		254/255 x 63,5	
1.9 TD (10)				02.94	03.02						
1.9 TD CAT (10)				02.94	03.02						
2.0 i (10/14)				02.94	03.02						
2.0 JTD (14)				10.01	03.02						
2.5 D (14)				02.94	03.02						
2.5 TDI (14)				02.94	03.02						
2.5 TDI ECO (14)				02.94	03.02						
2.8 D (14)				02.98	03.02						
2.8 JTD (14)				11.00	03.02						
2.8 TDI (14)				10.97	03.02						
	2.0 i (18)			02.94	10.01	24.0225-4005.1	480070		254/255,6 x 65		
	2.5 D (18)			02.94	10.01						
	2.5 TDI (18)			02.94	10.01						
	2.5 TDI ECO (18)			02.94	10.01						
	2.8 D (18)			02.98	10.01						
	2.8 JTD (18)			11.00	10.01						
	2.8 TDI (18)			10.97	10.01						
	1.9 D (10)			02.94	10.01	03.0520-0925.3	690925		25,40/254x57 TopKit	LUC	
	1.9 TD (10)			02.94	10.01						
	1.9 TD CAT (10)			02.94	10.01						
	2.0 i (10/14)			02.94	10.01						
	2.5 D (14)			02.94	10.01						
	2.5 TDI (14)			02.94	10.01	03.0520-0226.3	690226		26,99/254x57 TopKit	LUC	
	2.5 TDI ECO (14)			02.94	10.01						
	2.8 D (14)			02.98	10.01						
	2.8 JTD (14)			11.00	10.01						
	2.8 TDI (14)			10.97	10.01						
	2.0 i (18)			02.94	10.01	03.0520-0728.3	690728		28,57/254x57 TopKit	LUC	
	2.5 D (18)			02.94	10.01						
	2.5 TDI (18)			02.94	10.01						
	2.5 TDI ECO (18)			02.94	10.01						
	2.8 D (18)			02.98	10.01						
	2.8 JTD (18)			11.00	10.01						
	2.8 JTD (18)			11.00	10.01						
	2.8 TDI (18)			10.97	10.01						
	1.9 D (10)			11.01	03.02	03.0520-0326.3	690326	+ Quick Fit	26,99/254x57 TopKit	AP	
	1.9 TD (10)			11.01	03.02						
	1.9 TD CAT (10)			11.01	03.02						
	2.0 i (10/14)			11.01	03.02						
	2.0 JTD (14)			10.01	03.02						
	2.5 D (14)			11.01	03.02						
	2.5 TDI (14)			11.01	03.02						
	2.5 TDI ECO (14)			11.01	03.02						
	2.8 D (14)			11.01	03.02						
	2.8 JTD (14)			11.01	03.02						
	2.8 TDI (14)			11.01	03.02						
	2.0 i (18)			11.01	03.02	03.0137-4002.2	654002	- Stützlager ¹⁾	172 x 42 /Zub		
	2.0 JTD (18)			10.01	03.02						
	2.5 D (18)			11.01	03.02						
	2.5 TDI (18)			11.01	03.02						
	2.5 TDI ECO (18)			11.01	03.02						
	2.8 D (18)			11.01	03.02						
	2.8 JTD (18)			11.01	03.02						
	2.8 TDI (18)			11.01	03.02						
FIAT DUCATO (02-06)											
	2.0 i (11/15)	81		04.02	07.06	13.0460-4978.2	604978		23917 19,3 +WK/Zub	BRE	
	2.0 JTD (11/15)	62		04.02	07.06						
	2.3 JTD (11/15)	81		04.02	07.06						
	2.8 JTD (11/15)			04.02	07.06						
	2.8 JTD 4x4 (11/15)	94		07.02	07.06						
	2.0 i (18)	81		04.02	07.06	13.0460-4979.2	604979		23919 19,3 +WK/Zub	BRE	
	2.0 JTD (18)	62		04.02	07.06						
	2.3 JTD (18)	81		04.02	07.06						
	2.8 JTD (18)			04.02	07.06						
	2.8 JTD 4x4 (18)	94		07.02	07.06						

¹⁾ - support bearing / - cuscinetto di spinta / - palier d'appui / - soporte de apoyo



FIAT DUCATO (02-06)

	2.0 i (11/15)	81		04.02	07.06	24.0124-0127.1	424127		280 24,0 21,9 V +B
	2.0 JTD (11/15)	62		04.02	07.06				
	2.3 JTD (11/15)	81		04.02	07.06				
	2.8 JTD (11/15)	81		04.02	07.06				
	2.8 JTD 4x4 (11/15)	94		07.02	07.06				
	2.0 i (18)	81		04.02	07.06	24.0124-0138.1	424138		300 24,0 21,9 V +B
	2.0 JTD (18)	62		04.02	07.06				
	2.3 JTD (18)	81		04.02	07.06				
	2.8 JTD (18)	81		04.02	07.06				
	2.8 JTD 4x4 (18)	94		07.02	07.06				
	2.0 i (11/15/18)	81		04.02	07.06	13.0460-4980.2	604980		23921 20,3 /Zub BRE
	2.0 JTD (11/15/18)	62		04.02	07.06				
	2.3 JTD (11/15/18)	81		04.02	07.06				
	2.8 JTD (11/15/18)	81		04.02	07.06				
	2.8 JTD 4x4(11/15/18)	94		07.02	07.06				
	2.0 i (11/15)	81		04.02	07.06	24.0116-0124.1	416124		280 16,0 14,2 +B
	2.0 JTD (11/15)	62		04.02	07.06				
	2.3 JTD (11/15)	81		04.02	07.06				
	2.8 JTD (11/15)	81		04.02	07.06				
	2.8 JTD 4x4 (11/15)	94		07.02	07.06				
	2.0 i (18)	81		04.02	07.06	24.0116-0125.1	416125		280 16,0 14,2 +B
	2.0 JTD (18)	62		04.02	07.06				
	2.3 JTD (18)	81		04.02	07.06				
	2.8 JTD (18)	81		04.02	07.06				
	2.8 JTD 4x4 (18)	94		07.02	07.06				
	2.0 i (11/15)	81		04.02	07.06	03.0137-0432.2	650432	- Quick Fit	254 x 57 HEB AP
	2.0 JTD (11/15)	62		04.02	07.06				
	2.3 JTD (11/15)	81		04.02	07.06				
	2.8 JTD (11/15)	81		04.02	07.06				
	2.8 JTD 4x4 (11/15)	94		07.02	07.06				
	2.0 i (11/15)	81		04.02	07.06	03.0137-9285.2	669285		Bremsbacken-Zubehör AP
	2.0 JTD (11/15)	62		04.02	07.06				
	2.3 JTD (11/15)	81		04.02	07.06				
	2.8 JTD (11/15)	81		04.02	07.06				
	2.8 JTD 4x4 (11/15)	94		07.02	07.06				
	2.0 i (11/15)	81		04.02	07.06	24.0225-4002.1	480048		254/255 x 63,5
	2.0 JTD (11/15)	62		04.02	07.06				
	2.3 JTD (11/15)	81		04.02	07.06				
	2.8 JTD (11/15)	81		04.02	07.06				
	2.8 JTD 4x4 (11/15)	94		07.02	07.06				
	2.0 i (11/15)	81		04.02	07.06	03.0520-0326.3	690326	+ Quick Fit	26,99/254x57 TopKit AP
	2.0 JTD (11/15)	62		04.02	07.06				
	2.3 JTD (11/15)	81		04.02	07.06				
	2.8 JTD (11/15)	81		04.02	07.06				
	2.8 JTD 4x4 (11/15)	94		07.02	07.06				
	2.0 i (11/15/18)	81		04.02	07.06	03.0137-4002.2	654002	- Stützlager 1)	172 x 42 /Zub
	2.0 JTD (11/15/18)	62		04.02	07.06				
	2.3 JTD (11/15/18)	81		04.02	07.06				
	2.8 JTD (11/15/18)	81		04.02	07.06				
	2.8 JTD 4x4(11/15/18)	94		07.02	07.06				

FIAT DUCATO (06-)

	140 Natural Power	100		04.09	Nutzlast 110/150 2)	13.0460-4807.2	604807		24468 19,1 +/WK/Zub BRE
	2.0 D 115 Multijet	85		06.11	Nutzlast 110/150 2)				
	2.2 D 100 Multijet	74		07.06	Nutzlast 110/150 2)				
	2.3 D 120 Multijet	88		07.06	Nutzlast 110/150 2)				
	2.3 D 130 Multijet	96		01.07	Nutzlast 110/150 2)				
	2.3 D 150 Multijet	109		06.11	Nutzlast 110/150 2)				
	3.0 D 150 Multijet	107		04.10	Nutzlast 110/150 2)				
	3.0 D 160 Multijet	116		07.06	Nutzlast 110/150 2)				
	3.0 D Multijet	130		06.11	Nutzlast 110/150 2)				
	140 Natural Power	100		04.09	Nutzlast leicht 170 3)				
2.0 D 115 Multijet	85		06.11	Nutzlast leicht 170 3)					
2.2 D 100 Multijet	74		07.06	Nutzlast leicht 170 3)					
2.3 D 120 Multijet	88		07.06	Nutzlast leicht 170 3)					
2.3 D 130 Multijet	96		01.07	Nutzlast leicht 170 3)					
2.3 D 150 Multijet	109		06.11	Nutzlast leicht 170 3)					
3.0 D 150 Multijet	107		04.10	Nutzlast leicht 170 3)					
3.0 D 160 Multijet	116		07.06	Nutzlast leicht 170 3)					
3.0 D Multijet	130		06.11	Nutzlast leicht 170 3)					
140 Natural Power	100		04.09	Nutzlast schwer 170 4)	13.0460-4810.2	604810		24466 19,1 +/WK/Zub BRE	
2.0 D 115 Multijet	85		06.11	Nutzlast schwer 170 4)					
2.2 D 100 Multijet	74		07.06	Nutzlast schwer 170 4)					
2.3 D 120 Multijet	88		07.06	Nutzlast schwer 170 4)					
2.3 D 130 Multijet	96		01.07	Nutzlast schwer 170 4)					
2.3 D 150 Multijet	109		06.11	Nutzlast schwer 170 4)					
3.0 D 150 Multijet	107		04.10	Nutzlast schwer 170 4)					
3.0 D 160 Multijet	116		07.06	Nutzlast schwer 170 4)					
3.0 D Multijet	130		06.11	Nutzlast schwer 170 4)					
140 Natural Power	100		04.09	Nutzlast 200 5)					13.0460-4811.2
2.0 D 115 Multijet	85		06.11	Nutzlast 200 5)					
2.2 D 100 Multijet	74		07.06	Nutzlast 200 5)					
2.3 D 120 Multijet	88		07.06	Nutzlast 200 5)					
2.3 D 130 Multijet	96		01.07	Nutzlast 200 5)					
2.3 D 150 Multijet	109		06.11	Nutzlast 200 5)					
3.0 D 150 Multijet	107		04.10	Nutzlast 200 5)					
3.0 D 160 Multijet	116		07.06	Nutzlast 200 5)					
3.0 D Multijet	130		06.11	Nutzlast 200 5)					

1) - support bearing / - cuscinetto di spinta / - palier d'appui / - soporte de apoyo

2) payload 110/150 / carico utile 110/150 / charge utile 110/150 / carga útil 110/150

3) light payload 170 / carico utile leggero 170 / charge utile légère 170 / carga útil ligera 170

4) heavy payload 170 / carico utile pesante 170 / charge utile lourde 170 / carga útil pesada 170

5) payload 200 / carico utile 200 / charge utile 200 / carga útil 200



FIAT DUCATO (06-)

	140 Natural Power	100		04.09	Nutzlast 110/150 ¹⁾	24.0124-0127.1	424127			280 24,0 21,9 V +B
	2.0 D 115 Multijet	85		06.11	Nutzlast 110/150 ¹⁾					
	2.2 D 100 Multijet	74		07.06	Nutzlast 110/150 ¹⁾					
	2.3 D 120 Multijet	88		07.06	Nutzlast 110/150 ¹⁾					
	2.3 D 130 Multijet	96		01.07	Nutzlast 110/150 ¹⁾					
2.3 D 150 Multijet	109		06.11	Nutzlast 110/150 ¹⁾						
3.0 D 150 Multijet	107		04.10	Nutzlast 110/150 ¹⁾						
3.0 D 160 Multijet	116		07.06	Nutzlast 110/150 ¹⁾						
3.0 D Multijet	130		06.11	Nutzlast 110/150 ¹⁾						
	140 Natural Power	100		04.09	Nutzlast leicht 170 ²⁾	24.0128-0213.1	428213			280 28,0 25,9 V +B
	2.0 D 115 Multijet	85		06.11	Nutzlast leicht 170 ²⁾					
	2.2 D 100 Multijet	74		07.06	Nutzlast leicht 170 ²⁾					
	2.3 D 120 Multijet	88		07.06	Nutzlast leicht 170 ²⁾					
	2.3 D 130 Multijet	96		01.07	Nutzlast leicht 170 ²⁾					
2.3 D 150 Multijet	109		06.11	Nutzlast leicht 170 ²⁾						
3.0 D 150 Multijet	107		04.10	Nutzlast leicht 170 ²⁾						
3.0 D 160 Multijet	116		07.06	Nutzlast leicht 170 ²⁾						
3.0 D Multijet	130		06.11	Nutzlast leicht 170 ²⁾						
	140 Natural Power	100		04.09	Nutzlast schwer 170 ³⁾	24.0124-0138.1	424138			300 24,0 21,9 V +B
	2.0 D 115 Multijet	85		06.11	Nutzlast schwer 170 ³⁾					
	2.2 D 100 Multijet	74		07.06	Nutzlast schwer 170 ³⁾					
	2.3 D 120 Multijet	88		07.06	Nutzlast schwer 170 ³⁾					
	2.3 D 130 Multijet	96		01.07	Nutzlast schwer 170 ³⁾					
2.3 D 150 Multijet	109		06.11	Nutzlast schwer 170 ³⁾						
3.0 D 150 Multijet	107		04.10	Nutzlast schwer 170 ³⁾						
3.0 D 160 Multijet	116		07.06	Nutzlast schwer 170 ³⁾						
3.0 D Multijet	130		06.11	Nutzlast schwer 170 ³⁾						
	140 Natural Power	100		04.09	Nutzlast 200 ⁴⁾	24.0132-0131.1	432131			300 32,0 29,9 V +B
	2.0 D 115 Multijet	85		06.11	Nutzlast 200 ⁴⁾					
	2.2 D 100 Multijet	74		07.06	Nutzlast 200 ⁴⁾					
	2.3 D 120 Multijet	88		07.06	Nutzlast 200 ⁴⁾					
	2.3 D 130 Multijet	96		01.07	Nutzlast 200 ⁴⁾					
2.3 D 150 Multijet	109		06.11	Nutzlast 200 ⁴⁾						
3.0 D 150 Multijet	107		04.10	Nutzlast 200 ⁴⁾						
3.0 D 160 Multijet	116		07.06	Nutzlast 200 ⁴⁾						
3.0 D Multijet	130		06.11	Nutzlast 200 ⁴⁾						
	140 Natural Power	100		04.09		13.0460-4812.2	604812			24465 19,2 /Zub/S BRE
	2.0 D 115 Multijet	85		06.11						
	2.2 D 100 Multijet	74		07.06						
	2.3 D 120 Multijet	88		07.06						
	2.3 D 130 Multijet	96		01.07						
2.3 D 150 Multijet	109		06.11							
3.0 D 150 Multijet	107		04.10							
3.0 D 160 Multijet	116		07.06							
3.0 D Multijet	130		06.11							
	140 Natural Power	100		04.09	Nutzlast 110/150+ leicht 170 ⁵⁾	24.0116-0124.1	416124			280 16,0 14,2 +B
	2.0 D 115 Multijet	85		06.11	Nutzlast 110/150+ leicht 170 ⁵⁾					
	2.2 D 100 Multijet	74		07.06	Nutzlast 110/150+ leicht 170 ⁵⁾					
	2.3 D 120 Multijet	88		07.06	Nutzlast 110/150+ leicht 170 ⁵⁾					
	2.3 D 130 Multijet	96		01.07	Nutzlast 110/150+ leicht 170 ⁵⁾					
2.3 D 150 Multijet	109		06.11	Nutzlast 110/150+ leicht 170 ⁵⁾						
3.0 D 150 Multijet	107		04.10	Nutzlast 110/150+ leicht 170 ⁵⁾						
3.0 D 160 Multijet	116		07.06	Nutzlast 110/150+ leicht 170 ⁵⁾						
3.0 D Multijet	130		06.11	Nutzlast 110/150+ leicht 170 ⁵⁾						
	140 Natural Power	100		04.09	Nutzlast schwer 170 ³⁾	24.0116-0125.1	416125			280 16,0 14,2 +B
	2.0 D 115 Multijet	85		06.11	Nutzlast schwer 170 ³⁾					
	2.2 D 100 Multijet	74		07.06	Nutzlast schwer 170 ³⁾					
	2.3 D 120 Multijet	88		07.06	Nutzlast schwer 170 ³⁾					
	2.3 D 130 Multijet	96		01.07	Nutzlast schwer 170 ³⁾					
2.3 D 150 Multijet	109		06.11	Nutzlast schwer 170 ³⁾						
3.0 D 150 Multijet	107		04.10	Nutzlast schwer 170 ³⁾						
3.0 D 160 Multijet	116		07.06	Nutzlast schwer 170 ³⁾						
3.0 D Multijet	130		06.11	Nutzlast schwer 170 ³⁾						
	140 Natural Power	100		04.09	Nutzlast 200 ⁴⁾	24.0116-0123.1	416123			300 16,0 14,2 +B
	2.0 D 115 Multijet	85		06.11	Nutzlast 200 ⁴⁾					
	2.2 D 100 Multijet	74		07.06	Nutzlast 200 ⁴⁾					
	2.3 D 120 Multijet	88		07.06	Nutzlast 200 ⁴⁾					
	2.3 D 130 Multijet	96		01.07	Nutzlast 200 ⁴⁾					
2.3 D 150 Multijet	109		06.11	Nutzlast 200 ⁴⁾						
3.0 D 150 Multijet	107		04.10	Nutzlast 200 ⁴⁾						
3.0 D 160 Multijet	116		07.06	Nutzlast 200 ⁴⁾						
3.0 D Multijet	130		06.11	Nutzlast 200 ⁴⁾						
	140 Natural Power	100		07.06		03.0137-4004.2	654004			172 x 42 /Zub
	2.0 D 115 Multijet	85		06.11						
	2.2 D 100 Multijet	74		07.06						
	2.3 D 120 Multijet	88		07.06						
	2.3 D 130 Multijet	96		07.06						
2.3 D 150 Multijet	109		06.10							
3.0 D 150 Multijet	107		07.06							
3.0 D 160 Multijet	116		07.06							
3.0 D Multijet	130		06.10							

¹⁾ payload 110/150 / carico utile 110/150 / charge utile 110/150 / carga útil 110/150

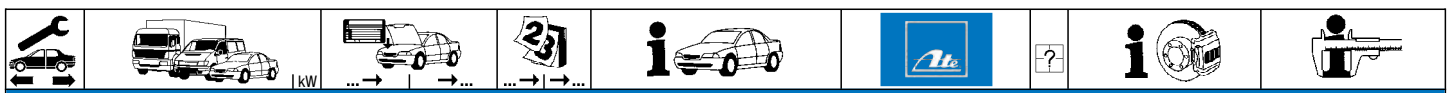
²⁾ light payload 170 / carico utile leggero 170 / charge utile légère 170 / carga útil ligera 170

³⁾ heavy payload 170 / carico utile pesante 170 / charge utile lourde 170 / carga útil pesada 170

⁴⁾ payload 200 / carico utile 200 / charge utile 200 / carga útil 200

⁵⁾ payload 110/150+ light 170 / carico utile 110/150+ leggero 170 / charge utile 110/150+ légère 170 / carga útil 110/150+ ligera 170





FIAT FIORINO (93-01)

	1.3 1.4 1.6 1.7 D 1.7 TD		09.93 09.93 09.93 09.93 01.97	03.01 03.01 03.01 03.01 03.01		13.0460-7063.2	607063		21962 18,0 +	ATE
	1.3 1.4 1.6 1.7 D 1.7 TD		09.93 09.93 09.93 09.93 01.97	03.01 03.01 03.01 03.01 03.01		24.0112-0122.1	412122		240 12,0 10,8	
	1.3 1.4 1.6 1.7 D 1.7 TD		09.93 09.93 09.93 09.93 01.97	03.01 03.01 03.01 03.01 03.01		03.0137-0208.2 03.0137-9081.2	650208 669081		228 x 42 HEB Bremsbacken-Zubehör	
	1.3 1.4 1.6 1.7 D 1.7 TD		09.93 09.93 09.93 09.93 01.97	03.01 03.01 03.01 03.01 03.01		24.0222-8018.1	480078		228/230 x 48	
	1.3 1.4 1.6 1.7 D 1.7 TD		09.93 09.93 09.93 09.93 01.97	03.01 03.01 03.01 03.01 03.01		03.0520-8820.3	698820		20,64/228x42 TopKit	






















FIAT FIORINO / QUBO (08-)

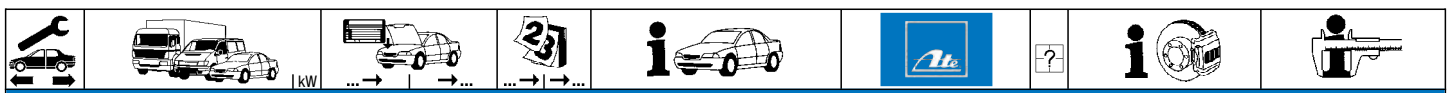
	1.3 D Multijet 1.3 D Multijet 1.4 1.4 Natural Power	55 59 54 57	09.08 03.15 09.08 10.09	- Halbautomatik Selespeed ¹⁾ - Halbautomatik Selespeed ¹⁾		13.0460-3826.2 13.0470-3826.2	603826 LD3826		23706 18,0 +/WK/Zub/S BOS 23706 18,0 +/WK/Zub/S BOS	
	1.3 D Multijet 1.3 D Multijet 1.3 MPI	55 59 52	09.08 03.15 01.07	+ Halbautomatik Selespeed ²⁾ + Halbautomatik Selespeed ²⁾		13.0460-3863.2	603863		23706 18,0 +/WK/Zub/S BOS	
	1.3 D Multijet	70	07.10			13.0460-3827.2 13.0470-3827.2	603827 LD3827		23709 19,6 +/WK/Zub/S BOS 23709 19,6 +/WK/Zub/S BOS	
	1.3 D Multijet 1.3 D Multijet 1.3 MPI 1.4 1.4 Natural Power	55 59 52 54 57	09.08 03.15 01.07 09.08 10.09			24.0122-0197.1	422197		258 22,0 20,2 V +B	
	1.3 D Multijet	70	07.10			24.0122-0147.1	422147		284 22,0 20,2 V +B	
	1.3 D Multijet 1.3 D Multijet 1.3 D Multijet 1.3 MPI 1.4 1.4 Natural Power	55 59 70 52 54 57	09.08 03.15 07.10 01.07 09.08 10.09			24.0711-5222.3	360309	2	Radsensor L=742	
	1.3 D Multijet 1.3 D Multijet 1.3 D Multijet 1.3 MPI 1.4 1.4 Natural Power	55 59 70 52 54 57	09.08 03.15 07.10 01.07 09.08 10.09			24.0711-5218.3 24.0711-5219.3	360307 360308		Radsensor L=764 Radsensor L=764	
	1.3 D Multijet 1.3 D Multijet 1.3 D Multijet 1.4 Natural Power	55 59 70 57	09.08 03.15 07.10 10.09			03.0137-0493.2	650493		228 x 42 HEB	AP
	1.3 MPI 1.4	52 54	01.07 09.08	- verstärkte Bremse ³⁾		03.0137-0479.2 03.0137-9310.2	650479 669310		203 x 38 HEB Bremsbacken-Zubehör	AP AP
	1.4	54	09.08	+ verstärkte Bremse ⁴⁾		03.0137-0457.2	650457		228 x 42 HEB	AP
	1.3 D Multijet 1.3 D Multijet 1.3 D Multijet 1.4 1.4 Natural Power	55 59 70 54 57	09.08 03.15 07.10 09.08 10.09	+ verstärkte Bremse ⁴⁾		24.0222-8018.1	480078		228/230 x 48	
	1.3 MPI 1.4	52 54	01.07 09.08	- verstärkte Bremse ³⁾		24.0220-3007.1	480064		203/204,7 x 48,5	
	1.3 D Multijet 1.3 D Multijet 1.3 D Multijet	55 59 70	09.08 03.15 07.10			03.0520-9220.3	699220		20,64/203x38 TopKit	AP

FIAT FREEMONT (11-)

	2.0 JTD 2.0 JTD 2.0 JTD AWD 3.6 V6 3.6 V6 AWD	103 125 125 206 206	08.11 08.11 08.11 08.11 08.11			13.0460-2766.2	602766		24604 18,7 +/WK/Zub	BOS
	2.0 JTD 2.0 JTD 2.0 JTD AWD 3.6 V6 3.6 V6 AWD	103 125 125 206 206	08.11 08.11 08.11 08.11 08.11			24.0128-0263.1	428263		302 28,0 26,4 V L +B	

1) - semi autom. Selespeed / - cambio semi autom. Selespeed / - boîte semi autom. Selespeed / - caja camb. semi autom. Selespeed
 2) + semi autom. Selespeed / + cambio semi autom. Selespeed / + boîte semi autom. Selespeed / + caja camb. semi autom. Selespeed
 3) - heavy duty brake / - freno reforzado / - frein renforcé / - freno reforzado
 4) + heavy duty brake / + freno reforzado / + frein renforcé / + freno reforzado

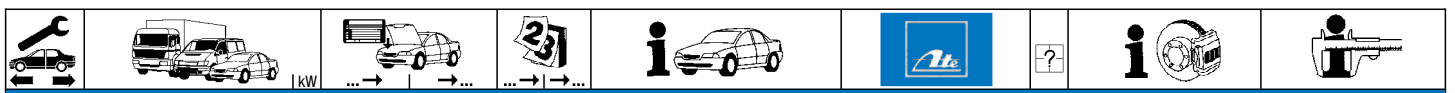
								
FIAT FREEMONT (11-)								
	2.0 JTD 2.0 JTD 2.0 JTD AWD 3.6 V6 3.6 V6 AWD	103 125 125 206 206		08.11 08.11 08.11 08.11 08.11			24.0112-0199.1 412199	305 12,0 10,4 L +B
FIAT IDEA (04-12)								
	1.2 i 16V 1.3 JTD 1.4 i 1.4 i 16V 1.4 LPG	59 51 57 70 57		01.04 02.08 01.04 07.12 11.05 02.08 01.04 02.08 03.09 07.12			13.0460-3810.2 603810 13.0460-3818.2 603818	23705 18,1 /S BOS 23706 18,1 +/WK/S BOS
	1.2 i 16V 1.3 JTD 1.4 i 1.4 i 16V 1.4 LPG	59 51 57 70 57		01.04 02.08 01.04 07.12 11.05 02.08 01.04 02.08 03.09 07.12			24.0122-0197.1 422197	258 22,0 20,2 V +B
	1.3 D Multijet 1.3 D Multijet 1.6 D Multijet 1.9 JTD	66 70 88 74		11.05 02.08 05.08 07.12 05.08 07.12 01.04 02.08			13.0460-3811.2 603811 13.0460-3827.2 603827 13.0470-3827.2 LD3827	23708 19,2 /S BOS 23709 19,6 +/WK/Zub/S BOS 23709 19,6 +/WK/Zub/S BOS
	1.3 D Multijet 1.3 D Multijet 1.6 D Multijet 1.9 JTD	66 70 88 74		11.05 02.08 05.08 07.12 05.08 07.12 01.04 02.08			24.0122-0147.1 422147	284 22,0 20,2 V +B
	1.6 D Multijet	88		05.08 07.12			13.0460-2879.2 602879 13.0470-2879.2 LD2879	23601 13,7 /S LUC 23601 13,7 /S LUC
	1.6 D Multijet	88		05.08 07.12			24.0111-0119.1 411119	241 11,0 9,2 +B
	1.2 i 16V 1.3 JTD 1.4 i 1.4 i 16V 1.4 LPG	59 51 57 70 57		01.04 02.08 01.04 07.12 11.05 02.08 01.04 02.08 03.09 07.12			03.0137-0479.2 650479 03.0137-9310.2 669310	203 x 38 HEB AP Bremsbacken-Zubehör AP
	1.3 D Multijet 1.3 D Multijet 1.9 JTD	66 70 74		11.05 02.08 05.08 07.12 01.04 02.08			03.0137-0457.2 650457 03.0137-9309.2 669309	228 x 42 HEB AP Bremsbacken-Zubehör AP
	1.2 i 16V 1.3 JTD 1.4 i 1.4 i 16V 1.4 LPG	59 51 57 70 57		01.04 02.08 01.04 07.12 11.05 02.08 01.04 02.08 03.09 07.12			24.0220-3007.1 480064	203/204,7 x 48,5
	1.3 D Multijet 1.3 D Multijet 1.9 JTD	66 70 74		11.05 02.08 05.08 07.12 01.04 02.08			24.0222-8018.1 480078	228/230 x 48
	1.2 i 16V 1.3 JTD 1.4 i 1.4 i 16V 1.4 LPG	59 51 57 70 57		01.04 06.05 01.04 07.12 11.05 02.08 01.04 06.05 03.09 07.12			03.0520-6922.3 696922	22,20/203x38 TopKit AP
	1.3 D Multijet 1.3 D Multijet 1.9 JTD	66 70 74		11.05 02.08 05.08 07.12 07.05 02.08			03.0520-9120.3 699120	20,64/228x42 TopKit AP
FIAT LINEA (07-11)								
	1.3 D Multijet 1.4	66		07.07 05.11 07.07 05.11			13.0460-3826.2 603826 13.0470-3826.2 LD3826 13.0460-3818.2 603818	23706 18,0 +/WK/Zub/S BOS 23706 18,0 +/WK/Zub/S BOS 23706 18,1 +/WK/S BOS
	1.4 T-Jet 1.6 1.6 D Multijet 1.9 16V	80 77		07.07 05.11 07.08 05.11 01.09 05.11 07.08 05.11			13.0460-3827.2 603827 13.0470-3827.2 LD3827	23709 19,6 +/WK/Zub/S BOS 23709 19,6 +/WK/Zub/S BOS
	1.3 D Multijet 1.4	66		07.07 05.11 07.07 05.11			24.0122-0197.1 422197	258 22,0 20,2 V +B
	1.4 T-Jet 1.6 1.6 D Multijet 1.9 16V	80 77		07.07 05.11 07.08 05.11 01.09 05.11 07.08 05.11			24.0122-0147.1 422147	284 22,0 20,2 V +B
	1.3 D Multijet 1.4 1.4 T-Jet 1.6 1.6 D Multijet 1.9 16V	66 80 77		07.07 05.11 07.07 05.11 07.07 05.11 07.08 05.11 01.09 05.11 07.08 05.11			24.0711-5222.3 360309	2  Radsensor L=742
	1.4 T-Jet 1.6 1.6 D Multijet 1.9 16V	80 77		07.07 05.11 07.08 05.11 01.09 05.11 07.08 05.11			13.0460-2867.2 602867 13.0470-2867.2 LD2867	23517 16,6 /S LUC 23517 16,6 /S LUC
	1.4 T-Jet 1.6 1.6 D Multijet 1.9 16V	80 77		07.07 05.11 07.08 05.11 01.09 05.11 07.08 05.11			24.0110-0190.1 410190	252 10,0 9,0 +B



FIAT LINEA (07-11)										
	1.3 D Multijet	66		07.07	05.11	24.0711-5218.3	360307			Radsensor L=764 Radsensor L=764
	1.4			07.07	05.11	24.0711-5219.3	360308			
	1.4 T-Jet			07.07	05.11					
	1.6	80		07.08	05.11					
	1.6 D Multijet	77		01.09	05.11					
1.9 16V			07.08	05.11						
	1.3 D Multijet	66		07.07	05.11	03.0137-0478.2	650478			228 x 42 HEB Bremsbacken-Zubehör
	1.4			07.07	05.11	03.0137-9309.2	669309			
	1.3 D Multijet	66		07.07	05.11	24.0222-8018.1	480078			228/230 x 48
	1.4			07.07	05.11					
	1.3 D Multijet	66		07.07	05.11	03.0520-9020.3	699020			20,64/228x42 TopKit
	1.4			07.07	05.11					


























FIAT MAREA (96-02)										
	1.2 i 16V Lim.			04.99	12.02	13.0460-7064.2	607064			21930 17,9 +/WK
	1.4 i 12V			09.96	12.02					
	1.6 i 16V Lim.			09.96	12.02					
	1.9 TD	55		09.96	12.02					
	1.2 i 16V Kombi			04.99	12.02	13.0460-7065.2	607065			
1.6 i 16V Kombi			09.96	12.02			21927 17,9 +/WK	ATE		
1.8 i 16V			09.96	12.02						
1.9 JTD			04.99	12.02						
1.9 TD	74		09.96	12.02						
2.0 i 20V			09.96	04.99	13.0460-7069.2	607069			21636 19,3 +/WK	ATE
2.4 TD			09.96	04.99						
	2.0 i 20V			05.99	12.02	13.0460-7140.2	607140			23289 19,3 +/WK
	2.4 JTD			04.99	12.02	13.0470-7140.2	LD7140			
	2.0 i 20V			04.99	12.02	24.0112-0127.1	412127			
	2.4 JTD			09.96	12.02					
	2.4 TD			09.96	12.02					
	1.2 i 16V Lim.			04.99	12.02	13.0460-2951.2	602951			21103 14,2 /S
	1.4 i 12V			09.96	12.02	13.0460-2826.2	602826			
	1.6 i 16V Lim.			09.96	12.02	13.0460-0072.2	610072			
	1.9 TD	55		09.96	12.02					
	1.2 i 16V Kombi			04.99	12.02	24.0120-0142.1	420142			
1.6 i 16V Kombi			09.96	12.02	24.0320-0142.1	520142	258 20,0 18,2 V L +B			
1.8 i 16V			09.96	12.02			258 20,0 18,2 V L +B PD			
1.9 JTD			04.99	12.02						
1.9 TD	74		09.96	12.02						
2.0 i 20V			09.96	12.02	24.0122-0147.1	422147				
2.4 JTD			04.99	12.02						
2.4 TD			09.96	04.99						
	2.0 i 20V			09.96	12.02					21103 14,2 /S
	2.4 JTD			09.96	12.02					
	2.4 TD			09.96	04.99					
	2.0 i 20V			09.96	12.02	24.0111-0119.1	411119			241 11,0 9,2 +B
	2.4 JTD			04.99	12.02					
	2.4 TD			09.96	04.99					
	1.4 i 12V			09.96	03.97	03.0137-0262.2	650262			203 x 39 Bremsbacken-Zubehör
	1.6 i 16V Lim.			09.96	03.97	03.0137-9125.2	669125			
	1.8 i 16V Lim.			09.96	03.97					
	1.9 TD Lim.			09.96	03.97					
	1.2 i 16V			04.99	12.02	03.0137-0345.2	650345			
1.4 i 12V			04.97	12.02	03.0137-9244.2	669244	203 x 38 HEB Bremsbacken-Zubehör	AP		
1.6 i 16V Lim.			04.97	12.02			203 x 38 HEB Bremsbacken-Zubehör	AP		
1.8 i 16V Lim.			04.97	12.02						
1.9 JTD Lim.			04.99	12.02						
1.9 TD Lim.			04.97	12.02						
1.6 i 16V Kombi			09.96	03.97	03.0137-0208.2	650208				
1.8 i 16V Kombi			09.96	03.97	03.0137-9081.2	669081	228 x 42 HEB Bremsbacken-Zubehör			
1.9 TD Kombi			09.96	03.97			228 x 43 HEB Bremsbacken-Zubehör			
1.6 i 16V Kombi			04.97	12.02	03.0137-0352.2	650352				
1.8 i 16V Kombi			04.97	12.02	03.0137-9234.2	669234				
1.9 JTD Kombi			04.99	12.02						
1.9 TD Kombi			04.97	12.02						
	1.2 i 16V			04.99	12.02	24.0220-3007.1	480064			203/204,7 x 48,5
	1.4 i 12V			09.96	12.02					
	1.6 i 16V Lim.			09.96	12.02					
	1.8 i 16V Lim.			09.96	12.02					
	1.9 JTD Lim.			04.99	12.02					
1.9 TD Lim.			09.96	12.02						
	1.6 i 16V Kombi			09.96	12.02	24.0222-8018.1	480078			228/230 x 48
	1.8 i 16V Kombi			09.96	12.02					
	1.9 JTD Kombi			04.99	12.02					
	1.9 TD Kombi			09.96	12.02					
	1.4 i 12V			09.96	03.97	03.0520-6722.3	696722			
1.6 i 16V Lim.			09.96	03.97			22,20/203x38 TopKit	AP		
1.8 i 16V Lim.			09.96	03.97						
1.9 TD Lim.			09.96	03.97						
1.2 i 16V			04.99	12.02	03.0520-6822.3	696822				
1.4 i 12V			04.97	12.02						
1.6 i 16V Lim.			04.97	12.02						
1.8 i 16V Lim.			04.97	12.02						
1.9 JTD Lim.			04.99	12.02						

1) + cast iron caliper / + pinza in ghisa / + étriers en fonte grise / + fundición gris-pinza
2) + aluminium calipers / + pinze in alluminio / + étriers en aluminium / + pinzas de aluminio






















FIAT MAREA (96-02)												
	1.9 TD Lim.			04.97	12.02			03.0520-6822.3	696822		22,20/203x38 TopKit	AP
	1.6 i 16V Kombi			09.96	03.97			03.0420-4520.3	684520		20,64/228x42 Kit	
	1.8 i 16V Kombi			09.96	03.97							
	1.9 TD Kombi			09.96	03.97							
	1.6 i 16V Kombi			04.97	12.02			03.0520-7820.3	697820		20,64/228x43 TopKit	AP
	1.8 i 16V Kombi			04.97	12.02							
	1.9 JTD Kombi			04.99	12.02							
	1.9 TD Kombi			04.97	12.02							
FIAT MULTIPLA (98-08)												
	1.6			09.00	02.01			13.0460-7140.2	607140		23289 19,3 +/WK	ATE
	1.6 16V			02.99	09.04			13.0470-7140.2	LD7140		23289 19,3 +/WK	ATE
	1.6 16V Bipower			04.99	03.02			13.0460-7069.2	607069		21636 19,3 +/WK	ATE
	1.9 JTD			02.99	09.04							
	1.6 16V			10.04	02.08			13.0460-3827.2	603827		23709 19,6 +/WK/Zub/S	BOS
	1.6 16V Bluepower			04.99	02.08			13.0470-3827.2	LD3827		23709 19,6 +/WK/Zub/S	BOS
	1.9 JTD			10.04	02.08							
	1.6			09.00	02.01			24.0122-0107.1	422107		284 22,0 20,2 V +B	
	1.6 16V			02.99	02.08							
	1.6 16V Bipower			04.99	03.02							
	1.6 16V Bluepower			04.99	02.08							
	1.9 JTD			02.99	02.08							
	1.6			09.00	02.01			13.0460-3991.2	603991		23714 16,6 /S	BOS
	1.6 16V			04.02	11.05			13.0460-0256.2	610256		Belagsatz-Zubehör	BOS
	1.9 JTD			04.02	11.05							
	1.6 16V			12.05	02.08			13.0460-3991.2	603991		23714 16,6 /S	BOS
	1.6 16V Bipower			04.99	02.08			13.0470-3812.2	LD3812		23714 17,6 /S	BOS
	1.6 16V Bluepower			04.99	02.08			13.0460-3861.2	603861		23714 17,6 +/WK/Zub/S	BOS
	1.9 JTD			12.05	02.08							
	1.6			09.00	02.01			24.0110-0190.1	410190		252 10,0 9,0 +B	
	1.6 16V			04.02	02.08							
	1.6 16V Bipower			04.99	03.02							
	1.6 16V Bluepower			04.99	02.08							
	1.9 JTD			04.02	02.08							
	1.6			09.00	02.01			03.0137-0352.2	650352		228 x 43 HEB	
	1.6 16V			02.99	02.08			03.0137-9234.2	669234		Bremsbacken-Zubehör	
	1.6 16V Bipower			04.99	03.02							
	1.6 16V Bluepower			04.99	02.08							
	1.9 JTD			02.99	02.08							
	1.6			09.00	02.01			24.0222-8018.1	480078		228/230 x 48	
	1.6 16V			02.99	02.08							
	1.6 16V Bipower			04.99	03.02							
	1.6 16V Bluepower			04.99	02.08							
	1.9 JTD			02.99	02.08							
	1.6			09.00	02.01			03.0520-7820.3	697820		20,64/228x43 TopKit	AP
	1.6 16V			02.99	02.08							
	1.6 16V Bipower			04.99	03.02							
	1.6 16V Bluepower			04.99	02.08							
	1.9 JTD			02.99	02.08							
FIAT PALIO / PALIO WEEKEND EUROPA (97-06)												
	1.2 (75)			10.97	02.98			13.0460-7113.2	607113		23218 18,0 +/WK	ATE
	1.7 TD (70)			10.97	02.98							
	1.2 (75)			03.98	11.98			13.0460-7128.2	607128		23220 18,0 +/WK	ATE
	1.7 TD (70)			03.98	11.98							
	1.6 i 16V (100)			10.97	09.00			13.0460-7108.2	607108		20907 18,1 +/WK	ATE
	1.2 (75)			12.98	12.06			13.0460-7126.2	607126		23552 18,1 +	ATE
	1.3 JTD			09.03	12.06							
	1.6 i 16V (100)			10.00	12.06							
	1.7 TD (70)			12.98	12.06							
	1.9 D			03.01	12.06							
	1.9 JTD			09.01	12.06							
	1.2 (75)			10.97	11.98			24.0120-0193.1	420193		240 20,0 18,2 V	
	1.7 TD (70)			10.97	11.98							
	1.2 (75)			12.98	12.06			24.0120-0142.1	420142		258 20,0 18,2 V L +B	
	1.3 JTD			09.03	12.06			24.0320-0142.1	520142		258 20,0 18,2 V L +B PD	
	1.6 i 16V (100)			10.97	12.06							
	1.7 TD (70)			12.98	12.06							
	1.9 D			03.01	12.06							
	1.9 JTD			09.01	12.06							
	1.2 (75)			10.97	12.06			03.0137-0352.2	650352		228 x 43 HEB	
	1.6 i 16V (100)			10.97	12.06			03.0137-9234.2	669234		Bremsbacken-Zubehör	
	1.7 TD (70)			10.97	12.06							
	1.9 D			03.01	12.06							
	1.9 JTD			09.01	12.06							
	1.2 (75)			10.97	12.06			24.0222-8018.1	480078		228/230 x 48	
	1.6 i 16V (100)			10.97	12.06							
	1.7 TD (70)			10.97	12.06							
	1.9 D			03.01	12.06							
	1.9 JTD			09.01	12.06							
	1.2 (75)			10.97	12.06			03.0520-7820.3	697820		20,64/228x43 TopKit	AP
	1.6 i 16V (100)			10.97	12.06							
	1.7 TD (70)			10.97	12.06							
	1.9 D			03.01	12.06							



        													
FIAT PALIO / PALIO WEEKEND EUROPA (97-06)													
	1.9 JTD			09.01	12.06			03.0520-7820.3	697820			20,64/228x43 TopKit	AP
FIAT PALIO SW / SIENA (PL) (98-06)													
	1.4 1.6 i 16V			04.98 04.98	12.06 12.06			13.0460-7132.2 13.0460-7128.2	607132 607128			23775 18,0 + 23220 18,0 +/WK	ATE ATE
	1.4 1.4 1.6 i 16V			02.98 04.98 02.98	03.98 12.06 12.06			24.0112-0122.1 24.0120-0193.1	412122 420193			240 12,0 10,8 240 20,0 18,2 V	
	1.4 1.6 i 16V			02.98 02.98	12.06 12.06			24.0218-5002.1	480117			185/186,8 x 36,5	
FIAT PANDA (86-02)													
	1000 1000 i.e. 1100 4x4 750 900 1100			01.86 10.87 02.91 01.86 01.86 04.92 02.91	12.92 12.02 12.02 12.02 12.97 12.96 12.02			13.0460-3939.2 13.0460-0410.2	603939 610410			20775 18,0 /WE Belagsatz-Zubehör	BDX BDX
	1000 1000 i.e. 1100 4x4 750 900 1100			01.86 10.87 02.91 01.86 01.86 04.92 02.91	12.92 12.02 12.02 12.02 12.97 12.96 12.02			24.0111-0130.1	411130			227 10,8 9,0 +B	
	1000 1000 i.e. 1100 4x4 750 900 1100			01.86 10.87 02.91 01.86 01.86 04.92 02.91	12.92 12.02 12.02 12.02 12.97 12.96 12.02			24.0112-0122.1	412122			240 12,0 10,8	
	1000 1000 i.e. 1100 4x4 750 900 1100			01.86 10.87 02.91 01.86 01.86 04.92 02.91	12.92 12.02 12.02 12.02 12.97 12.96 12.02			03.0137-0015.2 03.0137-0273.2 03.0137-9021.2	650015 650273 669021			185 x 31 AUT 185 x 31 AUT Bremsbacken-Zubehör	FI AP FI
	1000 1000 i.e. 1100 4x4 750 900 1100			01.86 10.87 02.91 01.86 01.86 04.92 02.91	12.92 12.02 12.02 12.02 12.97 12.96 12.02			24.0218-5001.1	480012			185/186,8 x 36,5	
	1000 1000 i.e. 1100 4x4 750 900 1100			01.86 10.87 02.91 01.86 01.86 04.92 02.91	12.92 12.02 12.02 12.02 12.97 12.96 12.02			03.0420-0319.3 03.0520-4319.3	680319 694319			19,05/185x31 Kit 19,05/185x31 TopKit	FI AP
FIAT PANDA (03-13)													
	1.1 1.2 1.2 1.2 4x4 1.2 4x4 1.2 LPG 1.2 LPG 1.2 Natural Power 1.3 D Multijet 1.3 JTD 1.3 JTD 1.4 Natural Power 1.3 D Multijet 4x4 1.4	40 44 51 44 51 44 51 44 51 55 55 74		09.03 09.03 03.10 10.04 10.10 04.09 11.10 01.07 09.03 09.03 06.06 01.07 10.04 11.06	06.13 06.13 06.13 06.13 06.13 06.13 06.13 06.13 06.13 06.13 06.13 06.13 06.13 06.13			13.0460-3807.2 13.0460-3950.2	603807 603950			21436 17,0 /WE/Zub 21436 17,0	BDX BDX
	1.1 1.2 1.2 1.2 4x4 1.2 4x4 1.2 LPG 1.2 LPG 1.2 Natural Power 1.3 D Multijet 1.3 JTD 1.3 JTD 1.4 Natural Power 1.3 D Multijet 4x4 1.4	40 44 51 44 51 44 51 44 51 55 55 74		09.03 09.03 03.10 10.04 10.10 04.09 11.10 01.07 09.03 09.03 06.06 01.07 10.04 11.06	06.13 06.13 06.13 06.13 06.13 06.13 06.13 06.13 06.13 06.13 06.13 06.13 06.13 06.13			13.0460-3809.2	603809			24072 17,9 /Zub/S	BOS
	1.1 1.2 1.2 1.2 4x4 1.2 4x4 1.2 LPG 1.2 LPG 1.2 Natural Power 1.3 D Multijet 1.3 JTD 1.3 JTD 1.4 Natural Power 1.3 D Multijet 4x4 1.4	40 44 51 44 51 44 51 44 51 55 55 74		09.03 09.03 03.10 10.04 10.10 04.09 11.10 01.07 09.03 09.03 06.06 01.07 10.04 11.06	06.13 06.13 06.13 06.13 06.13 06.13 06.13 06.13 06.13 06.13 06.13 06.13 06.13 06.13			24.0111-0119.1	411119			241 11,0 9,2 +B	
	1.1 1.2 1.2 1.2 4x4 1.2 4x4 1.2 LPG 1.2 LPG 1.2 Natural Power 1.3 D Multijet 1.3 JTD 1.3 JTD 1.4 Natural Power 1.3 D Multijet 4x4 1.4	40 44 51 44 51 44 51 44 51 55 55 74		09.03 09.03 03.10 10.04 10.10 04.09 11.10 01.07 09.03 09.03 06.06 01.07 10.04 11.06	06.13 06.13 06.13 06.13 06.13 06.13 06.13 06.13 06.13 06.13 06.13 06.13 06.13 06.13			24.0120-0184.1	420184			241 20,0 18,2 V +B	
	1.1 1.2 1.2 1.2 4x4 1.2 4x4 1.2 LPG 1.2 LPG 1.2 Natural Power 1.3 D Multijet 1.3 JTD 1.3 JTD 1.4 Natural Power 1.3 D Multijet 4x4 1.4	40 44 51 44 51 44 51 44 51 55 55 74		09.03 09.03 03.10 10.04 10.10 04.09 11.10 01.07 09.03 09.03 06.06 01.07 10.04 11.06	06.13 06.13 06.13 06.13 06.13 06.13 06.13 06.13 06.13 06.13 06.13 06.13 06.13 06.13			24.0122-0197.1	422197			258 22,0 20,2 V +B	
	1.2 4x4 1.2 4x4 1.3 D Multijet 4x4 1.4	44 51 74		10.04 10.10 10.04 11.06	06.13 06.13 06.13 06.13			13.0460-2879.2 13.0470-2879.2	602879 LD2879			23601 13,7 /S 23601 13,7 /S	LUC LUC

1) + manual transmission / + scatola cambio velocità / + transmission mécanique / + cambio de velocidad
2) + autom.transmission / + scatola cambio automatico / + transmission automatique / + cambio automático










								
FIAT PANDA (03-13)								
	1.2 4x4 1.2 4x4 1.3 D Multijet 4x4 1.4	44 51 74		10.04 06.13 10.10 06.13 10.04 06.13 11.06 06.13		24.0111-0119.1 411119		241 11,0 9,2 +B
	1.1 1.2 1.2 1.3 D Multijet 1.3 JTD 1.3 JTD 1.4 Natural Power	40 44 51 51 55		09.03 06.13 09.03 06.13 03.10 06.13 09.03 06.13 09.03 06.13 06.06 06.13 01.07 06.13		03.0137-0434.2 650434 03.0137-9179.2 669179	- ABS - ABS	180 x 32 HEB Bremsbacken-Zubehör AP AP
	1.1 1.2 1.2 1.3 D Multijet 1.3 JTD 1.3 JTD 1.4 Natural Power	40 44 51 51 55		09.03 05.10 09.03 05.10 03.10 05.10 09.03 05.10 09.03 05.10 06.06 05.10 01.07 05.10		03.0137-0462.2 650462 03.0137-9303.2 669303	+ ABS + ABS	180 x 32 HEB Bremsbacken-Zubehör BDX BDX
	1.1 1.2 1.2 1.3 D Multijet 1.3 JTD 1.3 JTD 1.4 Natural Power	40 44 51 51 55		06.10 06.13 06.10 06.13 06.10 06.13 06.10 06.13 06.10 06.13 06.10 06.13		03.0137-0506.2 650506	+ ABS	180 x 32 HEB
	1.2 LPG 1.2 LPG 1.2 Natural Power	44 51 44		04.09 06.13 11.10 06.13 01.07 06.13		03.0137-0479.2 650479 03.0137-9310.2 669310		203 x 38 HEB Bremsbacken-Zubehör AP AP
	1.1 1.2 1.2 1.3 D Multijet 1.3 JTD 1.3 JTD 1.4 Natural Power	40 44 51 51 55		09.03 06.13 09.03 06.13 03.10 06.13 09.03 06.13 09.03 06.13 06.06 06.13 01.07 06.13		24.0218-0011.1 480006		180/181,4 x 40
	1.2 LPG 1.2 LPG 1.2 Natural Power	44 51 44		04.09 11.11 11.10 11.11 01.07 11.11		24.0220-3007.1 480064		203/204,7 x 48,5
	1.1 1.2 1.2 1.3 D Multijet 1.3 JTD 1.3 JTD 1.4 Natural Power	40 44 51 51 55		09.03 06.13 09.03 06.13 03.10 06.13 09.03 06.13 09.03 06.13 06.06 06.13 01.07 06.13		03.0520-7420.3 697420	- ABS	20,64/180x32 TopKit AP
	1.1 1.2 1.2 1.3 D Multijet 1.3 JTD 1.3 JTD 1.4 Natural Power	40 44 51 51 55		09.03 05.10 09.03 05.10 03.10 05.10 09.03 05.10 09.03 05.10 06.06 05.10 01.07 05.10		03.0520-8220.3 698220	+ ABS	20,64/180x32 TopKit BDX
FIAT PANDA Cross (06-11)								
	1.3 D Multijet 4x4	51		04.06 08.11		13.0460-3826.2 603826 13.0470-3826.2 LD3826 13.0460-3850.2 603850		23706 18,0 +/WK/Zub/S BOS 23706 18,0 +/WK/Zub/S BOS 23707 18,0 /Zub/S BOS
	1.3 D Multijet 4x4	51		04.06 08.11		24.0122-0197.1 422197		258 22,0 20,2 V +B
	1.3 D Multijet 4x4	51		04.06 08.11		13.0460-2879.2 602879 13.0470-2879.2 LD2879		23601 13,7 /S LUC 23601 13,7 /S LUC
	1.3 D Multijet 4x4	51		04.06 08.11		24.0111-0119.1 411119		241 11,0 9,2 +B
FIAT PANDA (12-)								
	0.9 0.9 0.9 4x4 0.9 CNG 0.9 Natural Power 1.3 D Multijet 1.3 D Multijet 1.3 D Multijet 4x4 1.3 D Multijet 4x4	57 63 63 63 59 55 70 55 70		02.12 02.12 09.12 07.12 02.12 02.12 04.15 06.12 04.15		24.0122-0197.1 422197 24.0112-0127.1 412127	für Leichtmetallfelgen Serie 2 ¹⁾ für Leichtmetallfelgen Serie 3 ²⁾	258 22,0 20,2 V +B 258 12,0 10,2 +B
	0.9 1.2 1.2 LPG	48 51 51		02.12 02.12 02.12		24.0112-0127.1 412127		258 12,0 10,2 +B
	0.9 4x4 1.3 D Multijet 4x4 1.3 D Multijet 4x4	63 55 70		09.12 06.12 04.15		24.0111-0119.1 411119 24.0112-0127.1 412127	- Leichtmetallfelgen ³⁾ + Leichtmetallfelgen ⁴⁾	241 11,0 9,2 +B 258 12,0 10,2 +B

¹⁾ for light alloy rims series 2 / per cerchione in lega serie 2 / pour jantes en alliage léger série 2 / para Llantas de aleación serie 2

²⁾ for light alloy rims series 3 / per cerchione in lega serie 3 / pour jantes en alliage léger série 3 / para Llantas de aleación serie 3

³⁾ - light alloy rims / - cerchioni in lega / - jantes en alliage léger / - Llantas de aleación ligera

⁴⁾ + light alloy rims / + cerchioni in lega / + jantes en alliage léger / + Llantas de aleación ligera

FIAT PANDA (12-)											
	0.9	48		02.12			03.0137-0479.2	650479		203 x 38 HEB	AP
	0.9	57		02.12			03.0137-9310.2	669310		Bremsbacken-Zubehör	AP
	0.9	63		02.12							
	0.9 CNG	63		07.12							
	0.9 Natural Power	59		02.12							
	1.2	51		02.12							
	1.2 LPG	51		02.12							
	1.3 D Multijet	55		02.12							
	1.3 D Multijet	70		04.15							
FIAT PUNTO (93-00)											
	1.1 i (55)			11.93	09.99		13.0460-3950.2	603950		21436 17,0	BDX
	1.2 i (60) Cabrio			03.94	06.00		13.0460-3951.2	603951		21436 16,2 /WK	BDX
	1.2 i (60/75) Lim.			11.93	09.99						
	1.7 D			01.95	05.97						
	1.2 i (60) Cabrio			03.94	06.00		13.0460-2949.2	602949		20833 17,0 +/WK/S	LUC
	1.2 i (60/75) Lim.			11.93	09.99						
	1.4 GT			11.93	05.97						
	1.6 i (90) Cabrio			03.94	05.97						
	1.6 i (90) Lim.			03.94	05.97						
	1.7 TD			11.93	05.97						
	1.2 i 16V (85) Cabrio			06.97	06.00		13.0460-7114.2	607114		23181 17,9 +	ATE
	1.2 i 16V (85) Lim.			06.97	09.99						
	1.7 TD			06.97	09.99						
	1.4 GT			06.97	09.99		13.0460-7065.2	607065		21927 17,9 +/WK	ATE
	1.1 i (55)			11.93	09.99		24.0111-0119.1	411119		241 11,0 9,2 +B	
	1.2 i (60) Cabrio			03.94	05.97						
	1.2 i (60) Cabrio			06.97	06.00						
	1.2 i (60/75) Lim.			11.93	05.97						
	1.2 i (60/75) Lim.			06.97	09.99						
	1.7 D			01.95	05.97						
	1.2 i (60) Cabrio			03.94	05.97		24.0112-0127.1	412127		258 12,0 10,2 +B	
	1.2 i (60/75) Lim.			11.93	05.97						
	1.2 i 16V (85) Cabrio			06.97	06.00						
	1.2 i 16V (85) Lim.			06.97	09.99						
	1.6 i (90) Cabrio			03.94	05.97						
	1.6 i (90) Lim.			03.94	05.97						
	1.7 TD			11.93	09.99						
	1.4 GT			11.93	09.99		24.0120-0142.1	420142		258 20,0 18,2 V L +B	
							24.0320-0142.1	520142		258 20,0 18,2 V L +B PD	
	1.4 GT			11.93	05.97		13.0460-2951.2	602951	+ GG-Sättel ¹⁾	21103 14,2 /S	LUC
							13.0460-0072.2	610072	+ GG-Sättel ¹⁾	Belagsatz-Zubehör	LUC
	1.4 GT			06.97	09.99		13.0460-2826.2	602826	+ ALU-Sättel ²⁾	23177 14,2 /S	LUC
	1.4 GT			11.93	09.99		24.0111-0119.1	411119		241 11,0 9,2 +B	
	1.1 i (55)			11.93	09.99		03.0137-0207.2	650207		180 x 32	BDX
	1.2 i (60) Cabrio			03.94	06.00		03.0137-0274.2	650274		180 x 32 HEB AUT	AP
	1.2 i (60/75) Lim.			11.93	09.99		03.0137-9088.2	669088		Bremsbacken-Zubehör	BDX
	1.2 i 16V (85) Cabrio			06.97	06.00		03.0137-9179.2	669179		Bremsbacken-Zubehör	AP
	1.2 i 16V (85) Lim.			06.97	09.99						
	1.6 i (90) Cabrio			03.94	05.97						
	1.6 i (90) Lim.			03.94	05.97						
	1.7 D			01.95	05.97						
	1.7 TD			11.93	09.99						
	1.1 i (55)			11.93	09.99		24.0218-0011.1	480006		180/181,4 x 40	
	1.2 i (60) Cabrio			03.94	06.00						
	1.2 i (60/75) Lim.			11.93	09.99						
	1.2 i 16V (85) Cabrio			06.97	06.00						
	1.2 i 16V (85) Lim.			06.97	09.99						
	1.6 i (90) Cabrio			03.94	05.97						
	1.6 i (90) Lim.			03.94	05.97						
	1.7 D			01.95	05.97						
	1.7 TD			11.93	09.99						
	1.1 i (55)			11.93	09.99		03.0520-5120.3	695120		20,64/180x32 TopKit	BDX
	1.2 i (60) Cabrio			03.94	06.00		03.0420-5220.3	685220		20,64/180x32 Kit	AP
	1.2 i (60/75) Lim.			11.93	09.99		03.0520-5220.3	695220		20,64/180x32 TopKit	AP
	1.2 i 16V (85) Cabrio			06.97	06.00						
	1.2 i 16V (85) Lim.			06.97	09.99						
	1.6 i (90) Cabrio			03.94	05.97						
	1.6 i (90) Lim.			03.94	05.97						
	1.7 D			01.95	05.97						
	1.7 TD			11.93	09.99						
FIAT PUNTO (00-03)											
	1.2 i			10.99	06.03		13.0460-3950.2	603950		21436 17,0	BDX
							13.0460-3951.2	603951		21436 16,2 /WK	BDX
	1.2 i 16V			10.99	06.03	+ Schaltgetriebe ³⁾	13.0460-7114.2	607114		23181 17,9 +	ATE
	1.2 i 16V			10.99	06.03	+ Automatikgetriebe ⁴⁾	13.0460-7125.2	607125		21930 17,9 +	ATE
	1.9 D			10.99	06.03						
	1.8 i 16V			10.99	06.03		13.0460-7126.2	607126		23552 18,1 +	ATE
	1.9 JTD			10.99	06.03		13.0460-7133.2	607133		21927 17,9 +	ATE

¹⁾ + cast iron caliper / + pinza in ghisa / + étriers en fonte grise / + fundición gris-pinza

²⁾ + aluminium calipers / + pinze in alluminio / + étriers en aluminium / + pinzas de aluminio

³⁾ + manual transmission / + scatola cambio velocità / + transmission mécanique / + cambio de velocidad

⁴⁾ + autom.transmission / + scatola cambio automatico / + transmission automatique / + cambio automático



FIAT PUNTO (00-03)															
	1.2 i				10.99	06.03			24.0111-0119.1	411119				241 11,0 9,2 +B	
	1.2 i 16V				10.99	06.03			24.0112-0127.1	412127				258 12,0 10,2 +B	
	1.9 D				10.99	06.03									
	1.8 i 16V				10.99	06.03			24.0122-0197.1	422197				258 22,0 20,2 V +B	
	1.9 JTD				10.99	06.03			24.0120-0142.1	420142				258 20,0 18,2 V L +B	
									24.0320-0142.1	520142				258 20,0 18,2 V L +B PD	
	1.8 i 16V				10.99	06.03			13.0460-2879.2	602879				23601 13,7 /S	LUC
									13.0470-2879.2	LD2879				23601 13,7 /S	LUC
	1.8 i 16V				10.99	06.03			24.0111-0119.1	411119				241 11,0 9,2 +B	
	1.2 i				10.99	06.03	- ABS		03.0137-0359.2	650359				180 x 32 HEB	AP
	1.2 i 16V				10.99	06.03	- ABS/ + Schaltgetriebe 1)		03.0137-9179.2	669179				Bremsbacken-Zubehör	AP
	1.2 i				10.99	06.03	+ ABS		03.0137-0360.2	650360		- Quick Fit		180 x 32 HEB	AP
	1.2 i 16V				10.99	06.03	+ ABS/ + Schaltgetriebe 2)		03.0137-9247.2	669247				Bremsbacken-Zubehör	AP
	1.2 i 16V				10.99	06.03	+ Automatikgetriebe 3)								
	1.9 D				10.99	06.03									
	1.9 JTD				10.99	06.03									
	1.2 i				10.99	06.03			24.0218-0011.1	480006				180/181,4 x 40	
	1.2 i 16V				10.99	06.03									
	1.9 D				10.99	06.03									
	1.9 JTD				10.99	06.03									
	1.2 i				10.99	06.03	- ABS		03.0520-7220.3	697220				20,64/180x32 TopKit	AP
	1.2 i 16V				10.99	06.03	- ABS/ + Schaltgetriebe 1)								
	1.2 i				10.99	06.03	+ ABS		03.0520-7920.3	697920		+ Quick Fit		20,64/180x32 TopKit	AP
	1.2 i 16V				10.99	06.03	+ ABS/ + Schaltgetriebe 2)								
	1.2 i 16V				10.99	06.03	+ Automatikgetriebe 3)		03.0520-6622.3	696622		+ Quick Fit		22,20/180x32 TopKit	AP
	1.9 D				10.99	06.03									
	1.9 JTD				10.99	06.03									

FIAT PUNTO (03-06)															
	1.2 i				07.03	11.05			13.0460-3950.2	603950				21436 17,0	BDX
	1.2 i 16V				07.03	11.05			13.0460-7114.2	607114				23181 17,9 +	ATE
	1.3 JTD 16V				07.03	11.05			13.0460-7133.2	607133				21927 17,9 +	ATE
	1.4 i 16V				07.03	11.05									
	1.9 JTD	63			07.03	11.05									
	1.8 i 16V				07.03	11.05			13.0460-7140.2	607140				23289 19,3 +/WK	ATE
	1.9 JTD	74			07.03	11.05			13.0470-7140.2	LD7140				23289 19,3 +/WK	ATE
	1.2 i				07.03	11.05			24.0112-0127.1	412127				258 12,0 10,2 +B	
	1.2 i 16V				07.03	11.05									
	1.3 JTD 16V				07.03	11.05			24.0120-0142.1	420142				258 20,0 18,2 V L +B	
	1.4 i 16V				07.03	11.05			24.0320-0142.1	520142				258 20,0 18,2 V L +B PD	
	1.9 JTD	63			07.03	11.05									
	1.8 i 16V				07.03	11.05			24.0122-0107.1	422107				284 22,0 20,2 V +B	
	1.9 JTD	74			07.03	11.05									
	1.8 i 16V				07.03	11.05			13.0460-2879.2	602879				23601 13,7 /S	LUC
	1.9 JTD	74			07.03	11.05			13.0470-2879.2	LD2879				23601 13,7 /S	LUC
	1.8 i 16V				07.03	11.05			24.0111-0119.1	411119				241 11,0 9,2 +B	
	1.9 JTD	74			07.03	11.05									
	1.2 i				07.03	11.05			03.0137-0360.2	650360		- Quick Fit		180 x 32 HEB	AP
	1.2 i 16V				07.03	11.05			03.0137-9247.2	669247				Bremsbacken-Zubehör	AP
	1.3 JTD 16V				07.03	11.05									
	1.9 JTD	63			07.03	11.05									
	1.4 i 16V				07.03	06.05			03.0137-0479.2	650479				203 x 38 HEB	AP
									03.0137-9310.2	669310				Bremsbacken-Zubehör	AP
	1.4 i 16V				07.05	11.05			03.0137-0479.2	650479				203 x 38 HEB	AP
									03.0137-9310.2	669310				Bremsbacken-Zubehör	AP
	1.2 i				07.03	11.05			24.0218-0011.1	480006				180/181,4 x 40	
	1.2 i 16V				07.03	11.05									
	1.3 JTD 16V				07.03	11.05									
	1.9 JTD	63			07.03	11.05									
	1.4 i 16V				07.03	11.05			24.0220-3007.1	480064				203/204,7 x 48,5	
	1.2 i				07.03	11.05			03.0520-7220.3	697220				20,64/180x32 TopKit	AP
	1.2 i 16V				07.03	11.05									
	1.3 JTD 16V				07.03	11.05			03.0520-6622.3	696622		+ Quick Fit		22,20/180x32 TopKit	AP
	1.9 JTD	63			07.03	11.05									
	1.4 i 16V				07.03	11.05			03.0520-8620.3	698620				20,64/203x38 TopKit	AP
















FIAT PUNTO / PUNTO EVO (09-)															
	1.3 D Multijet	51			10.09				13.0460-3864.2	603864				23709 19,6 +/WK/Zub/S BOS	
	1.3 D Multijet	66			10.09										
	1.3 D Multijet	70			10.09										
	1.4 16V	99			10.09										
	1.6 D Multijet	88			10.09										
	1.2	48			10.09	04.10			13.0460-3863.2	603863				23706 18,0 +/WK/Zub/S BOS	
	1.2	51			10.09	04.10									
	1.3 D Multijet	55			10.09	04.10									
	1.3 D Multijet	62			10.09	04.10									
	1.4				10.09	04.10									

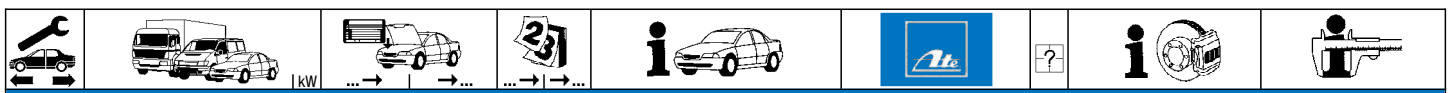
1) - ABS/ + manual transmission / - ABS/+ scatola camb.velocità / - ABS/ + transmission mécanique / - ABS/ + cambio de velocidad

2) + ABS/ + manual transm. / + ABS/+ scatola camb.velocità / + ABS/ + transmission mécanique / + ABS/ + cambio de velocidad

3) + autom.transmission / + scatola cambio automatico / + transmission automatique / + cambio automático



									
FIAT PUNTO / PUNTO EVO (09-)									
	1.4 16V	77		10.09	04.10	13.0460-3863.2	603863		23706 18,0 +WK/Zub/S BOS
	1.4 LPG	57		06.09	04.10				
	1.4 Natural Power	57		10.09	04.10				
	1.4 Abarth			10.09		13.0460-4853.2	604853		24162 15,2 +WK BRE
						13.0470-4853.2	LD4853		24162 15,2 +WK BRE
	0.9	77		11.13		24.0122-0231.1	422231		257 22,0 20,0 V +S +B
	0.9 Bifuel	63		03.12					
	0.9 Twinair Turbo	63		03.12					
	1.2	48		10.09					
	1.2	51		10.09					
	1.3 D Multijet	51		07.08					
	1.3 D Multijet	55		10.09					
	1.3 D Multijet	62		10.09					
	1.4			10.09					
	1.4 16V	77		10.09					
	1.4 16V	99		10.09					
	1.4 LPG	57		06.09					
	1.4 MultiAir	77		03.12					
	1.4 MultiAir	99		03.12					
	1.4 Natural Power	57		10.09					
	1.3 D Multijet	66		10.09		24.0122-0241.1	422241		284 22,0 20,0 V +S +B
	1.3 D Multijet	70		10.09					
	1.6 D Multijet	88		10.09					
	1.4 Abarth			10.09		24.0128-0219.1	428219		305 28,0 26,0 V +B
	0.9	77		11.13		13.0460-3862.2	603862		25451 17,6 +WK/Zub/S BOS
	0.9 Bifuel	63		03.12					
	0.9 Twinair Turbo	63		03.12					
	1.2	48		10.09					
	1.2	51		10.09					
	1.3 D Multijet	51		07.08					
	1.3 D Multijet	55		09.09					
	1.3 D Multijet	62		10.09					
	1.3 D Multijet	66		10.09					
	1.3 D Multijet	70		10.09					
	1.4			10.09					
	1.4 16V	77		10.09					
	1.4 16V	99		10.09					
	1.4 Abarth			10.09					
	1.4 LPG	57		06.09					
	1.4 MultiAir	77		03.12					
	1.4 MultiAir	99		03.12					
	1.4 Natural Power	57		10.09					
	1.6 D Multijet	88		10.09					
	0.9	77		11.13		24.0110-0323.1	410323		264 10,0 8,0 +B
	0.9 Bifuel	63		03.12					
	0.9 Twinair Turbo	63		03.12					
	1.2	48		10.09					
	1.2	51		10.09					
	1.3 D Multijet	51		07.08					
	1.3 D Multijet	55		09.09					
	1.3 D Multijet	62		10.09					
	1.3 D Multijet	66		10.09					
	1.3 D Multijet	70		10.09					
	1.4			10.09					
	1.4 16V	77		10.09					
	1.4 16V	99		10.09					
	1.4 Abarth			10.09					
	1.4 LPG	57		06.09					
	1.4 MultiAir	77		03.12					
	1.4 MultiAir	99		03.12					
	1.4 Natural Power	57		10.09					
	1.6 D Multijet	88		10.09					
	0.9	77		11.13		03.0137-0479.2	650479		203 x 38 HEB AP
	0.9 Bifuel	63		03.12		03.0137-9310.2	669310		Bremsbacken-Zubehör AP
	0.9 Twinair Turbo	63		03.12					
	1.2	48		10.09					
	1.3 D Multijet	51		07.08		03.0137-0478.2	650478		228 x 42 HEB AP
	1.3 D Multijet	55		10.09					
	1.3 D Multijet	62		10.09					
	1.3 D Multijet	66		10.09					
	1.3 D Multijet	70		10.09					
	1.4			10.09					
	1.4 16V	77		10.09					
	1.4 16V	99		10.09					
	1.4 MultiAir	77		03.12					
	1.4 MultiAir	99		03.12					
	1.3 D Multijet	51		07.08		24.0222-8037.1	480302		228/230 x 48
	1.3 D Multijet	55		10.09					
	1.3 D Multijet	62		10.09					
	1.3 D Multijet	66		10.09					
	1.3 D Multijet	70		10.09					
	1.4			10.09					
	1.4 16V	77		10.09					
	1.4 16V	99		10.09					
	1.4 MultiAir	77		03.12					
	1.4 MultiAir	99		03.12					



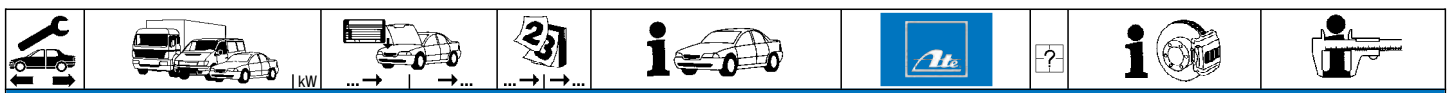
FIAT GRANDE PUNTO (06-11)										
	1.2			10.05	08.10	13.0460-3826.2	603826			23706 18,0 +/WK/Zub/S BOS
	1.3 D Multijet	51		10.05	08.10	13.0470-3826.2	LD3826			23706 18,0 +/WK/Zub/S BOS
	1.4			10.05	08.10					
	1.4 16V			10.05	01.11					
	1.4 LPG	57		12.08	01.11					
	1.4 Natural Power	57		07.08	01.11					
	1.3 D Multijet	66		10.05	01.11	13.0460-3827.2	603827			23709 19,6 +/WK/Zub/S BOS
	1.4 T-Jet	88		07.07	01.11	13.0470-3827.2	LD3827			23709 19,6 +/WK/Zub/S BOS
	1.6 D Multijet	88		07.08	01.11					
	1.9 JTD	88		10.05	01.11					
1.9 JTD	96		02.06	01.11						
1.4 Abarth	114		10.07	01.11	13.0460-4853.2	604853			24162 15,2 +/WK BRE	
1.4 Abarth	132		12.07	01.11	13.0470-4853.2	LD4853			24162 15,2 +/WK BRE	
1.2			09.10	01.11	13.0460-3863.2	603863			23706 18,0 +/WK/Zub/S BOS	
1.2	51		09.10	01.11						
1.3 D Multijet	51		09.10	01.11						
1.3 D Multijet	55		09.10	01.11						
1.4			09.10	01.11						
1.3 D Multijet	62		04.10	01.11	13.0460-3864.2	603864			23709 19,6 +/WK/Zub/S BOS	
	1.2			10.05	01.11	24.0112-0184.1	412184	- belüftete Scheiben ¹⁾		257 12,0 10,0 +S +B
						24.0122-0231.1	422231	+ belüftete Scheiben ²⁾		257 22,0 20,0 V +S +B
	1.2	51		09.10	01.11	24.0122-0231.1	422231			257 22,0 20,0 V +S +B
	1.3 D Multijet	51		10.05	01.11					
	1.3 D Multijet	55		04.08	01.11					
	1.4			10.05	01.11					
	1.4 16V			10.05	01.11					
	1.4 LPG	57		12.08	01.11					
	1.4 Natural Power	57		07.08	01.11					
	1.3 D Multijet	62		04.10	01.11	24.0122-0241.1	422241			284 22,0 20,0 V +S +B
1.3 D Multijet	66		10.05	01.11						
1.4 T-Jet	88		07.07	01.11						
1.6 D Multijet	88		07.08	01.11						
1.9 JTD	88		10.05	01.11						
1.9 JTD	96		02.06	01.11						
1.4 Abarth	114		10.07	01.11	24.0128-0219.1	428219			305 28,0 26,0 V +B	
1.4 Abarth	132		12.07	01.11						
	1.4 Abarth	114		10.07	01.11	13.0460-3828.2	603828			24349 17,5 /S BOS
	1.4 Abarth	132		12.07	01.11	13.0470-3828.2	LD3828			24349 17,5 /S BOS
	1.4 T-Jet	88		07.07	01.11					
	1.6 D Multijet	88		07.08	01.11					
	1.9 JTD	88		10.05	01.11					
	1.9 JTD	96		02.06	01.11					
	1.4 Abarth	114		10.07	01.11	24.0110-0323.1	410323			264 10,0 8,0 +B
	1.4 Abarth	132		12.07	01.11					
	1.4 T-Jet	88		07.07	01.11					
	1.6 D Multijet	88		07.08	01.11					
	1.9 JTD	88		10.05	01.11					
	1.9 JTD	96		02.06	01.11					
	1.2			10.05	01.11	03.0137-0479.2	650479			203 x 38 HEB AP
						03.0137-9310.2	669310			Bremsbacken-Zubehör AP
	1.2	51		09.10	01.11	03.0137-0478.2	650478			228 x 42 HEB AP
	1.3 D Multijet	51		10.05	01.11	03.0137-9309.2	669309			Bremsbacken-Zubehör AP
	1.3 D Multijet	55		04.08	01.11					
	1.3 D Multijet	62		04.10	01.11					
	1.3 D Multijet	66		10.05	01.11					
	1.4			10.05	01.11					
	1.4 16V			10.05	01.11					
	1.4 LPG	57		12.08	01.11					
1.4 Natural Power	57		07.08	01.11						
	1.2			10.05	01.11	24.0220-3035.1	480300			203/204,7 x 47
	1.3 D Multijet	51		10.05	01.11	24.0222-8037.1	480302			228/230 x 48
	1.3 D Multijet	55		04.08	01.11					
	1.3 D Multijet	66		10.05	01.11					
	1.4			10.05	01.11					
	1.4 16V			10.05	01.11					
1.4 LPG	57		12.08	01.11						
1.4 Natural Power	57		07.08	01.11						
1.3 D Multijet	62		09.10	01.11	24.0222-8037.1	480302			228/230 x 48	
1.4			09.10	01.11						
	1.2			10.05	01.11	03.0520-9220.3	699220			20,64/203x38 TopKit AP
	1.2	51		09.10	01.11	03.0520-9020.3	699020			20,64/228x42 TopKit AP
	1.3 D Multijet	51		10.05	01.11					
	1.3 D Multijet	66		10.05	01.11					
	1.4			10.05	01.11					
	1.4 16V			10.05	01.11					
1.4 LPG	57		12.08	01.11						
1.4 Natural Power	57		07.08	01.11						

FIAT SCUDO (95-06)

	1.6 i.e.			11.95	12.06	13.0460-3957.2	603957			23042 19,0 /WK/Zub BDX
	1.9 D			11.95	12.06					
	1.9 TD			11.95	12.06					
	2.0 i 16V			06.00	12.06					
	2.0 JTD			12.99	12.06					

¹⁾ - ventilated discs / - dischi ventilati / - disques ventilés / - disco ventilado
²⁾ + ventilated discs / + dischi ventilati / + disques ventilés / + disco ventilado





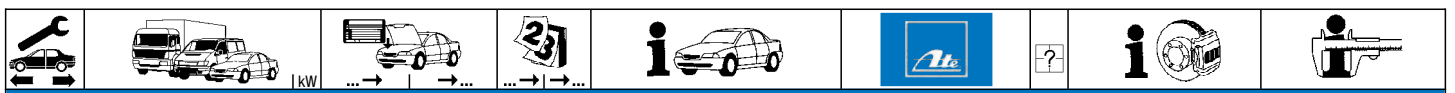
FIAT SCUDO (95-06)										
	1.6 i.e.			11.95	09.03		13.0460-2978.2	602978		21801 19,0 +/WK/S LUC
	1.9 D			11.95	09.03					
	1.9 TD			11.95	09.03					
	2.0 i 16V			06.00	09.03					
	2.0 JTD			12.99	09.03					
	1.6 i.e.			10.03	12.06		13.0460-2863.2	602863		20261 19,0 +/WK/S LUC
	1.9 D			10.03	12.06					
	1.9 TD			10.03	12.06					
	2.0 i 16V			10.03	12.06					
	2.0 JTD			10.03	12.06					
	1.6 i.e.			11.95	12.06		24.0120-0155.1	420155		258 20,0 18,2 V L +B
	1.9 D			11.95	12.06					
	1.9 TD			11.95	12.06					
	2.0 i 16V			06.00	12.06					
	2.0 JTD			12.99	12.06					
	1.6 i.e.			11.95	09.03		24.0126-0104.1	426104		281 26,0 24,2 V +B
	1.9 D			11.95	09.03					
	1.9 TD			11.95	09.03					
	2.0 i 16V			06.00	09.03					
	2.0 JTD			12.99	09.03					
	1.6 i.e.			10.03	12.06		24.0128-0136.1	428136		285 28,0 26,0 V +B
	1.9 D			10.03	12.06		24.0328-0136.1	528136		285 28,0 26,0 V +B PD
	1.9 TD			10.03	12.06					
	2.0 i 16V			10.03	12.06					
	2.0 JTD			10.03	12.06					
	1.6 i.e.			11.95	12.06		03.0137-0314.2	650314		255 x 61
	1.9 D			11.95	12.06		03.0137-9208.2	669208		Bremsbacken-Zubehör
	1.9 TD			11.95	12.06					
	2.0 i 16V			06.00	12.06					
	2.0 JTD			12.99	12.06					
	1.6 i.e.			11.95	12.06		24.0225-5003.1	480066		255/256 x 67
	1.9 D			11.95	12.06					
	1.9 TD			11.95	12.06					
	2.0 i 16V			06.00	12.06					
	2.0 JTD			12.99	12.06					
	1.6 i.e.			11.95	12.06		03.0520-2619.3	692619		19,05/255x61 TopKit BDX
	1.9 D			11.95	12.06					
	1.9 TD			11.95	12.06					
	2.0 i 16V			06.00	12.06					
	2.0 JTD			12.99	12.06					

FIAT SCUDO (07-)										
	1.6 D Multijet	66		01.07			13.0460-2738.2	602738		24595 18,5 +/WK/Zub/S LUC
	2.0 D Multijet	88		01.07						
	2.0 D Multijet	94		04.11						
	2.0 D Multijet	100		01.07						
	2.0 D Multijet	120		07.10						
	2.0 D Multijet 4x4	94		04.11						
	1.6 D Multijet	66		01.07		+ HA-Trommelbremse ¹⁾	24.0128-0214.1	428214		280 28,0 26,0 V +S +B
	1.6 D Multijet	66		01.07		+ HA-Scheibenbremse ²⁾	24.0128-0216.1	428216		304 28,0 26,0 V +S +B
	2.0 D Multijet	88		01.07			24.0128-0216.1	428216		304 28,0 26,0 V +S +B
	2.0 D Multijet	94		04.11						
	2.0 D Multijet	100		01.07						
	2.0 D Multijet 4x4	94		04.11						
	1.6 D Multijet	66		01.07			13.0460-2739.2	602739		24578 16,5 /Zub/S LUC
	2.0 D Multijet	88		01.07						
	2.0 D Multijet	94		04.11						
	2.0 D Multijet	100		01.07						
	2.0 D Multijet	120		07.10						
	2.0 D Multijet 4x4	94		04.11						
	1.6 D Multijet	66		01.07			24.0114-0116.1	414116		290 14,0 12,0 +S +B
	2.0 D Multijet	88		01.07						
	2.0 D Multijet	94		04.11						
	2.0 D Multijet	100		01.07						
	2.0 D Multijet	120		07.10						
	2.0 D Multijet 4x4	94		04.11						
	1.6 D Multijet	66		01.07			03.0137-0334.2	650334		254 x 57 HEB LUC
							03.0137-9219.2	669219		Bremsbacken-Zubehör LUC
	1.6 D Multijet	66		01.07			24.0225-4021.1	480311		254/256,2 x 68
	1.6 D Multijet	66		01.07			03.0520-7122.3	697122		22,20/254x57 TopKit LUC

FIAT SEDICI (06-)										
	1.6 16V	79		06.06			13.0460-2715.2	602715		24391 16,6 +/WK/Zub/S LUC
	1.6 16V	88		06.06						
	1.6 16V 4x4	79		06.06						
	1.6 16V 4x4	88		06.06						
	1.9 D Multijet	88		06.06						
	1.9 D Multijet 4x4	88		06.06						

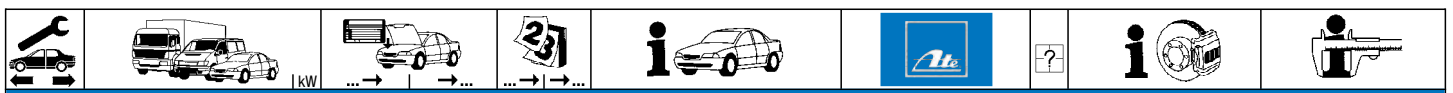
1) + RA drum brake / + P freno a tamburo / + frein à tambour essieu AR / + ET-tambores de freno
2) + RA disc brake / + P disco freno / + frein à disque essieu AR / + ET-disco de freno





FIAT SEDICI (06-)										
	2.0 D Multijet 2.0 D Multijet 4x4	99 99		06.06 06.06			13.0460-2715.2	602715		24391 16,6 +WK/Zub/S LUC
	1.6 16V 1.6 16V 1.6 16V 4x4 1.6 16V 4x4 1.9 D Multijet 1.9 D Multijet 4x4 2.0 D Multijet 2.0 D Multijet 4x4	79 88 79 88 88 88 99 99		06.06 06.06 06.06 06.06 06.06 06.06 06.06 06.06			24.0122-0252.1	422252		280 22,0 20,0 V +B
	1.6 16V 1.6 16V 1.6 16V 4x4 1.6 16V 4x4 1.9 D Multijet 1.9 D Multijet 4x4 2.0 D Multijet 2.0 D Multijet 4x4	79 88 79 88 88 88 99 99		06.06 06.06 06.06 06.06 06.06 06.06 06.06 06.06			13.0460-5929.2	605929		21719 15,0 +WK AKE
	1.6 16V 1.6 16V 1.6 16V 4x4 1.6 16V 4x4 1.9 D Multijet 1.9 D Multijet 4x4 2.0 D Multijet 2.0 D Multijet 4x4	79 88 79 88 88 88 99 99		06.06 06.06 06.06 06.06 06.06 06.06 06.06 06.06			24.0109-0167.1	409167		278 9,0 8,0 +B
	1.6 16V 1.6 16V 1.6 16V 4x4 1.6 16V 4x4 1.9 D Multijet 1.9 D Multijet 4x4 2.0 D Multijet 2.0 D Multijet 4x4	79 88 79 88 88 88 99 99		06.06 06.06 06.06 06.06 06.06 06.06 06.06 06.06			03.0137-0490.2	650490		220 x 35 HEB BOS
	1.6 16V 1.6 16V 1.6 16V 4x4 1.6 16V 4x4 1.9 D Multijet 1.9 D Multijet 4x4 2.0 D Multijet 2.0 D Multijet 4x4	79 88 79 88 88 88 99 99		06.06 06.06 06.06 06.06 06.06 06.06 06.06 06.06			03.0520-7719.3	697719		19,05/220x35 TopKit BOS
FIAT SEICENTO (98-08)										
	1100 i.e. 900 i.e.			04.98 03.08 04.98 03.08			13.0460-3950.2	603950		21436 17,0 BDX
	1100 i.e. 900 i.e.			04.98 03.08 04.98 03.08			24.0111-0119.1	411119		241 11,0 9,2 +B
	1100 i.e. 900 i.e.			04.98 03.08 04.98 03.08			03.0137-0015.2 03.0137-9021.2	650015 669021		185 x 31 AUT Bremsbacken-Zubehör FI FI
	1100 i.e. 900 i.e.			04.98 03.08 04.98 03.08			24.0218-5002.1	480117		185/186,8 x 36,5
	1100 i.e. 900 i.e.			04.98 03.08 04.98 03.08			03.0420-0319.3	680319		19,05/185x31 Kit FI
FIAT STILO / STILO Multi Wagon (01-08)										
	1.2 i 16V 1.4 i 16V	59		02.02 03.08 01.04 03.08			13.0460-3982.2 13.0470-3982.2 13.0460-0454.2	603982 LD3982 610454		23705 18,1 +WK/S BOS 23705 18,1 +WK/S BOS Belagsatz-Zubehör BOS
	1.6 16V 1.8 16V 1.9 D Multijet 1.9 JTD 1.9 JTD			10.01 03.08 10.01 03.08 09.05 03.08 02.02 03.08 10.01 03.08			13.0460-3983.2 13.0470-3983.2 13.0460-0454.2	603983 LD3983 610454		23708 19,4 +WK/S BOS 23708 19,4 +WK/S BOS Belagsatz-Zubehör BOS
	1.6 16V 1.9 D Multijet 1.9 JTD 2.4 20V	100 110		04.05 03.08 09.05 03.08 01.04 03.08 10.01 03.08			13.0460-3984.2 13.0470-3984.2 13.0460-0454.2	603984 LD3984 610454		23711 19,4 +WK/S BOS 23711 19,4 +WK/S BOS Belagsatz-Zubehör BOS
	1.2 i 16V 1.4 i 16V	59		02.02 03.08 01.04 03.08			24.0122-0197.1	422197		258 22,0 20,2 V +B
	1.6 16V 1.8 16V 1.9 D Multijet 1.9 JTD 1.9 JTD			10.01 03.08 10.01 03.08 09.05 03.08 02.02 03.08 10.01 03.08			24.0122-0147.1	422147		284 22,0 20,2 V +B
	1.6 16V 1.9 D Multijet 1.9 JTD 2.4 20V	100 110		04.05 03.08 09.05 03.08 01.04 03.08 10.01 03.08			24.0126-0125.1	426125		281 26,0 24,2 V +B





FIAT STILO / STILO Multi Wagon (01-08)

	1.2 i 16V	59	02.02	05.05	13.0460-3991.2	603991		23714 16,6 /S	BOS					
	1.4 i 16V		01.04	05.05						13.0460-0256.2	610256	Belagsatz-Zubehör	BOS	
	1.6 16V	100	10.01	05.05										
	1.6 16V		04.05	05.05										
	1.8 16V		10.01	05.05										
	1.9 JTD		02.02	05.05										
	1.9 JTD		10.01	05.05										
	1.9 JTD		01.04	05.05										
	2.4 20V		10.01	05.05										
	1.2 i 16V		59	06.05						03.08	13.0460-3991.2	603991	23714 16,6 /S	BOS
	1.4 i 16V			06.05						03.08	13.0470-3812.2	LD3812	23714 17,6 /S	BOS
	1.6 16V		100	06.05						03.08	13.0460-3861.2	603861	23714 17,6 +/WK/Zub/S	BOS
1.6 16V	06.05	03.08												
1.8 16V	06.05	03.08												
1.9 D Multijet	09.05	03.08												
1.9 D Multijet	09.05	03.08												
1.9 JTD	06.05	03.08												
1.9 JTD	06.05	03.08												
1.9 JTD	06.05	03.08												
2.4 20V	06.05	03.08												

FIAT STRADA / PICK-UP (99-11)

	1.2		05.99	12.11	13.0460-7126.2	607126		23552 18,1 +	ATE		
	1.3 JTD	62	05.06	12.11							
	1.7 TD	51	05.99	12.11							
	1.9 D	46	12.00	12.11							
	1.9 JTD	59	04.03	12.11							
	1.2		05.99	12.11	24.0120-0142.1	420142		258 20,0 18,2 V L +B	258 20,0 18,2 V L +B PD		
	1.3 JTD	62	05.06	12.11						24.0320-0142.1	520142
	1.7 TD	51	05.99	12.11							
	1.9 D	46	12.00	12.11							
	1.9 JTD	59	04.03	12.11							
	1.2		05.99	12.11	03.0137-0471.2	650471		228 x 42 HEB			
	1.3 JTD	62	05.06	12.11							
	1.7 TD	51	05.99	12.11							
	1.9 D	46	12.00	12.11							
	1.9 JTD	59	04.03	12.11							
	1.2		05.99	12.11	24.0222-8018.1	480078		228/230 x 48			
	1.3 JTD	62	05.06	12.11							
	1.7 TD	51	05.99	12.11							
	1.9 D	46	12.00	12.11							
	1.9 JTD	59	04.03	12.11							

FIAT STRADA (11-)

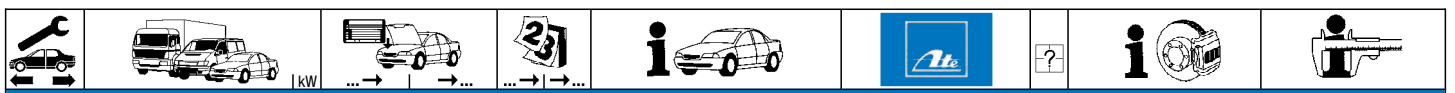
	1.3 D Multijet	70	01.11		24.0120-0142.1	420142		258 20,0 18,2 V L +B	
	1.3 D Multijet	70	01.11						

FIAT TEMPRA (93-96)

	1.4 i.e.		05.93	09.96	13.0460-2949.2	602949		20833 17,0 +/WK/S	LUC		
	1.6 i.e.		05.93	09.96							
	1.8 i.e.		05.93	09.96							
	1.9 D		05.93	09.96							
	1.9 TD		05.93	09.96							
	2.0 i.e.		05.93	09.96							
	2.0 i.e. 4x4		05.93	09.96							
		1.4 i.e. Lim.		05.93						09.96	24.0111-0119.1
1.6 i.e. Lim.			05.93	09.96	- ABS						
1.9 D Lim.			05.93	09.96	- ABS/ + Schaltgetriebe ¹⁾						
	1.4 i.e. Kombi		05.93	09.96	24.0112-0127.1	412127		258 12,0 10,2 +B			
	1.4 i.e. Lim.		05.93	09.96						+ ABS	
	1.6 i.e. Kombi		05.93	09.96							
	1.6 i.e. Lim.		05.93	09.96						+ ABS/ + Automatikgetriebe ²⁾	
	1.8 i.e. Lim.		05.93	09.96							
	1.9 D Kombi		05.93	09.96							
	1.9 D Lim.		05.93	09.96						+ ABS	
1.9 TD Lim.		05.93	09.96								
	1.8 i.e. Kombi		05.93	09.96	24.0120-0142.1	420142		258 20,0 18,2 V L +B	258 20,0 18,2 V L +B PD		
	1.9 TD Kombi		05.93	09.96						24.0320-0142.1	520142
	2.0 i.e.		05.93	09.96							
	2.0 i.e. 4x4		05.93	09.96							

¹⁾ - ABS/ + manual transmission / - ABS/+ scatola camb.velocità / - ABS/ + transmission mécanique / - ABS/ + cambio de velocidad
²⁾ + ABS/ + autom.transmission / + ABS/ + scatola cambio autom. / + ABS/ + transmission automatique / + ABS/ + cambio automático



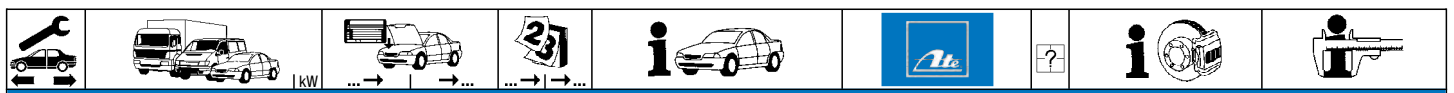


FIAT TEMPRA (93-96)											
	1.4 i.e. 1.6 i.e. 1.8 i.e. 1.9 D 1.9 TD 2.0 i.e. 2.0 i.e. 4x4			05.93 05.93 05.93 05.93 05.93 05.93 05.93	09.96 09.96 09.96 09.96 09.96 09.96 09.96	+ ABS + ABS + ABS + ABS + ABS	13.0460-2951.2 13.0460-0072.2	602951 610072		21103 14,2 /S Belagsatz-Zubehör	LUC LUC
	1.4 i.e. 1.6 i.e. 1.8 i.e. 1.9 D 1.9 TD 2.0 i.e. 2.0 i.e. 4x4			05.93 05.93 05.93 05.93 05.93 05.93 05.93	09.96 09.96 09.96 09.96 09.96 09.96 09.96	+ ABS + ABS + ABS + ABS + ABS	24.0111-0119.1	411119		241 11,0 9,2 +B	
	1.4 i.e. Lim. 1.6 i.e. Lim. 1.9 D Lim.			05.93 05.93 05.93	09.96 09.96 09.96	- ABS - ABS/ + Schaltgetriebe ¹⁾ - ABS	03.0137-0207.2 03.0137-9088.2	650207 669088		180 x 32 Bremsbacken-Zubehör	BDX BDX
	1.4 i.e. Kombi 1.6 i.e. Kombi 1.6 i.e. Lim. 1.8 i.e. 1.9 D Kombi 1.9 TD			05.93 05.93 05.93 05.93 05.93 05.93	09.96 09.96 09.96 09.96 09.96 09.96	- ABS - ABS - ABS/ + Automatikgetriebe ²⁾ - ABS - ABS	03.0137-0208.2 03.0137-9081.2	650208 669081		228 x 42 HEB Bremsbacken-Zubehör	
	1.4 i.e. Lim. 1.6 i.e. Lim. 1.9 D Lim.			05.93 05.93 05.93	09.96 09.96 09.96	- ABS - ABS/ + Schaltgetriebe ¹⁾ - ABS	24.0218-0011.1	480006		180/181,4 x 40	
	1.4 i.e. Kombi 1.6 i.e. Kombi 1.6 i.e. Lim. 1.8 i.e. 1.9 D Kombi 1.9 TD			05.93 05.93 05.93 05.93 05.93 05.93	09.96 09.96 09.96 09.96 09.96 09.96	- ABS - ABS - ABS/ + Automatikgetriebe ²⁾ - ABS - ABS	24.0222-8018.1	480078		228/230 x 48	
	1.4 i.e. Lim. 1.6 i.e. Lim. 1.9 D Lim.			05.93 05.93 05.93	09.96 09.96 09.96	- ABS - ABS/ + Schaltgetriebe ¹⁾ - ABS	03.0420-4322.3	684322		22,20/180x32 Kit	BDX
	1.6 i.e. Lim. 1.8 i.e. 1.9 TD			05.93 05.93 05.93	09.96 09.96 09.96	- ABS/ + Automatikgetriebe ²⁾ - ABS - ABS	03.0420-4520.3	684520		20,64/228x42 Kit	

FIAT TIPO (93-95)											
	1.4 i.e. 1.6 i.e. 1.7 D 1.8 i.e. 1.9 D 1.9 TD 2.0 i.e.			05.93 05.93 05.93 05.93 05.93 05.93 05.93	09.95 09.95 09.95 09.95 09.95 09.95 09.95		13.0460-2949.2	602949		20833 17,0 +/WK/S	LUC
	2.0 i.e. 16V	83		05.93	09.95		13.0460-2979.2	602979		21147 19,0 +/WK/S	LUC
	1.4 i.e. 1.6 i.e. 1.7 D 1.9 D			05.93 05.93 05.93 05.93	09.95 09.95 09.95 09.95	- ABS - ABS	24.0111-0119.1	411119		241 11,0 9,2 +B	
	1.4 i.e. 1.6 i.e. 1.8 i.e. 1.9 TD			05.93 05.93 05.93 05.93	09.95 09.95 09.95 09.95	+ ABS + ABS	24.0112-0127.1	412127		258 12,0 10,2 +B	
	2.0 i.e.	83		05.93	09.95		24.0120-0142.1 24.0320-0142.1	420142 520142		258 20,0 18,2 V L +B 258 20,0 18,2 V L +B PD	
	2.0 i.e. 16V			05.93	09.95		24.0122-0107.1	422107		284 22,0 20,2 V +B	
	1.4 i.e. 1.6 i.e. 1.7 D 1.8 i.e. 1.9 D 1.9 TD 2.0 i.e. 2.0 i.e. 16V			05.93 05.93 05.93 05.93 05.93 05.93 05.93 05.93	09.95 09.95 09.95 09.95 09.95 09.95 09.95 09.95	+ ABS + ABS + ABS + ABS + ABS + ABS	13.0460-2951.2 13.0460-0072.2	602951 610072		21103 14,2 /S Belagsatz-Zubehör	LUC LUC
	1.4 i.e. 1.6 i.e. 1.7 D 1.9 D			05.93 05.93 05.93 05.93	09.95 09.95 09.95 09.95	+ ABS + ABS + ABS + ABS	24.0111-0119.1	411119		241 11,0 9,2 +B	
	1.4 i.e. 1.6 i.e. 1.7 D 1.9 D			05.93 05.93 05.93 05.93	09.95 09.95 09.95 09.95	- ABS - ABS/ + Schaltgetriebe ¹⁾ - ABS - ABS	03.0137-0207.2 03.0137-9088.2	650207 669088		180 x 32 Bremsbacken-Zubehör	BDX BDX
	1.6 i.e. 1.8 i.e. 1.9 TD			05.93 05.93 05.93	09.95 09.95 09.95	- ABS/ + Automatikgetriebe ²⁾ - ABS - ABS	03.0137-0208.2 03.0137-9081.2	650208 669081		228 x 42 HEB Bremsbacken-Zubehör	

¹⁾ - ABS/ + manual transmission / - ABS/+ scatola camb.velocità / - ABS/ + transmission mécanique / - ABS/ + cambio de velocidad
²⁾ - ABS/ + autom.transmission / - ABS/+ scatola cambio autom. / - ABS/ + transmission automatique / - ABS/ + cambio automático





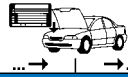






































FIAT TIPO (93-95)										
	1.4 i.e.			05.93	09.95	- ABS	24.0218-0011.1	480006		180/181,4 x 40
	1.6 i.e.			05.93	09.95	- ABS/+ Schaltgetriebe ¹⁾				
	1.7 D			05.93	09.95	- ABS				
	1.9 D			05.93	09.95	- ABS				
	1.6 i.e.			05.93	09.95	- ABS/+ Automatikgetriebe ²⁾	24.0222-8018.1	480078		228/230 x 48
	1.8 i.e.			05.93	09.95	- ABS				
	1.9 TD			05.93	09.95	- ABS				
	1.4 i.e.			05.93	09.95	- ABS	03.0420-4322.3	684322		22,20/180x32 Kit BDX
	1.6 i.e.			05.93	09.95	- ABS/+ Schaltgetriebe ¹⁾				
	1.7 D			05.93	09.95	- ABS				
	1.9 D			05.93	09.95	- ABS				
	1.6 i.e.			05.93	09.95	- ABS/+ Automatikgetriebe ²⁾	03.0420-4520.3	684520		20,64/228x42 Kit
	1.8 i.e.			05.93	09.95	- ABS				
	1.9 TD			05.93	09.95	- ABS				















FIAT ULYSSE (94-02)										
	1.8 i.e.			06.96	07.02		13.0460-3957.2	603957		23042 19,0 /WK/Zub BDX
	1.9 TD			01.95	07.02		13.0460-2978.2	602978		21801 19,0 +/WK/S LUC
	2.0	89		06.94	07.02					
	2.0 16V			06.94	07.02					
	2.0 JTD			10.99	07.02					
	2.0 Turbo	108		06.94	07.02					
	2.1 TD			06.96	10.99					
	1.8 i.e.			06.96	07.02		24.0120-0155.1	420155		258 20,0 18,2 V L +B
	1.9 TD			01.95	07.02		24.0126-0104.1	426104		281 26,0 24,2 V +B
	2.0	89		06.94	07.02					
	2.0 16V			06.94	07.02					
	2.0 JTD			10.99	07.02					
	2.0 Turbo	108		06.94	07.02					
	2.1 TD			06.96	10.99					
	1.8 i.e.			06.96	07.02	+ ABS	13.0460-7061.2	607061		21275 17,0 +/WK ATE
	1.9 TD			01.95	07.02	+ ABS				
	2.0	89		06.94	07.02	+ ABS				
	2.0 16V			06.94	07.02	+ ABS				
	2.0 JTD			10.99	07.02	+ ABS				
	2.0 Turbo	108		06.94	07.02	+ ABS				
	2.1 TD			06.96	10.99	+ ABS				
	1.8 i.e.			06.96	07.02	+ ABS	24.0110-0218.1	410218		295 10,0 8,0 +B
	1.9 TD			01.95	07.02	+ ABS				
	2.0	89		06.94	07.02	+ ABS				
	2.0 16V			06.94	07.02	+ ABS				
	2.0 JTD			10.99	07.02	+ ABS				
	2.0 Turbo	108		06.94	07.02	+ ABS				
	2.1 TD			06.96	10.99	+ ABS				
	1.8 i.e.			06.96	07.02	- ABS	03.0137-0314.2	650314		255 x 61
	1.9 TD			01.95	07.02	- ABS	03.0137-9208.2	669208		Bremsbacken-Zubehör
	2.0	89		06.94	07.02	- ABS				
	2.0 JTD			10.99	07.02	- ABS				
	2.1 TD			06.99	10.99	- ABS				
	1.8 i.e.			06.96	07.02	- ABS	24.0225-5003.1	480066		255/256 x 67
	1.9 TD			01.95	07.02	- ABS				
	2.0	89		06.94	07.02	- ABS				
	2.0 JTD			10.99	07.02	- ABS				
	2.1 TD			06.96	10.99	- ABS				
	1.8 i.e.			06.96	07.02	- ABS	03.0520-2619.3	692619		19,05/255x61 TopKit BDX
	1.9 TD			01.95	07.02	- ABS				
	2.0	89		06.94	07.02	- ABS				
	2.0 JTD			10.99	07.02	- ABS				
	2.1 TD			06.99	10.99	- ABS				
	1.8 i.e.			06.96	07.02		03.0137-4018.2	654018		180 x 30 /Zub
	1.9 TD			01.95	07.02		03.0137-9249.2	669249		Bremsbacken-Zubehör
	2.0	89		06.94	07.02					
	2.0 16V			06.94	07.02					
	2.0 JTD			10.99	07.02					
	2.0 Turbo	108		06.94	07.02					
	2.1 TD			06.96	10.99					

FIAT ULYSSE (02-11)										
	2.0 D Multijet	88		05.06	01.11		13.0460-2863.2	602863		20261 19,0 +/WK/S LUC
	2.0 D Multijet	100		05.06	01.11					
	2.0 i 16V	100		08.02	01.11					
	2.0 JTD	79		05.03	01.11					
	2.0 JTD	80		08.02	01.11					
	2.2 JTD	94		08.02	01.11					
	2.2 JTD	120		03.08	01.11					
	2.2 D Multijet	125		03.08	01.11		13.0460-2752.2	602752		24839 19,4 +/WK/S LUC
	3.0 i V6	150		08.02	01.11		13.0460-4995.2	604995		23575 15,6 +/WK BRE
		2.0 D Multijet	88		05.06	01.11		24.0128-0136.1	428136	
2.0 D Multijet		100		05.06	01.11		24.0328-0136.1	528136		285 28,0 26,0 V +B PD
2.0 i 16V		100		08.02	01.11					
2.0 JTD		79		05.03	01.11					
2.0 JTD		80		08.02	01.11					
2.2 JTD		94		08.02	01.11					
2.2 JTD		120		03.08	01.11					

¹⁾ - ABS/ + manual transmission / - ABS/+ scatola camb.velocità / - ABS/ + transmission mécanique / - ABS/ + cambio de velocidad
²⁾ - ABS/ + autom.transmission / - ABS/+ scatola cambio autom. / - ABS/ + transmission automatique / - ABS/ + cambio automático

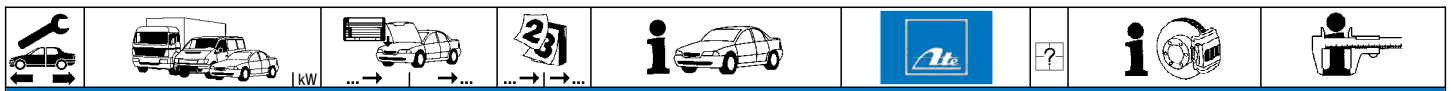
										
FIAT ULYSSE (02-11)										
	2.2 D Multijet	125		03.08	01.11		24.0132-0126.1	432126	310 32,0 30,0 V	
	3.0 i V6	150		08.02	01.11		24.0132-0126.1	432126	310 32,0 30,0 V	
	2.0 D Multijet	88		05.06	01.11		13.0460-2819.2	602819	20961 17,6 /S Belagsatz-Zubehör	
	2.0 D Multijet	100		05.06	01.11		13.0460-0072.2	610072		
	2.0 i 16V	100		08.02	01.11					
	2.0 JTD	79		05.03	01.11					
	2.0 JTD	80		08.02	01.11					
	2.2 D Multijet	125		03.08	01.11					
	2.2 JTD	94		08.02	01.11					
	2.2 JTD	120		03.08	01.11					
	3.0 i V6	150		08.02	01.11					
	2.0 D Multijet	88		05.06	01.11		24.0112-0156.1	412156	272 12,0 10,0 +B	
	2.0 D Multijet	100		05.06	01.11					
	2.0 i 16V	100		08.02	01.11					
	2.0 JTD	79		05.03	01.11					
	2.0 JTD	80		08.02	01.11					
	2.2 D Multijet	125		03.08	01.11					
	2.2 JTD	94		08.02	01.11					
	2.2 JTD	120		03.08	01.11					
	3.0 i V6	150		08.02	01.11					
	2.0 D Multijet	88		05.06	01.11		24.0711-6066.3	360130	2 	Radsensor L=955
	2.0 D Multijet	100		05.06	01.11					
	2.0 i 16V	100		08.02	01.11					
	2.0 JTD	79		05.03	01.11					
	2.0 JTD	80		08.02	01.11					
	2.2 D Multijet	125		03.08	01.11					
	2.2 JTD	94		08.02	01.11					
	2.2 JTD	120		03.08	01.11					
	3.0 i V6	150		08.02	01.11					
FORD B-MAX (12-)										
	1.0 EcoBoost	74		10.12			24.0123-0122.1	423122	278 23,0 21,0 V +B	
	1.0 EcoBoost	88		10.12						
	1.0 EcoBoost	92		10.12						
	1.4 Duratec	66		10.12						
	1.4 LPG	63		08.13						
	1.5 TDCi	55		10.12						
	1.5 TDCi	70		04.15						
	1.6 TDCi	70		10.12						
	1.6 Ti-VCT	77		10.12						
	1.0 EcoBoost	74		10.12			03.0137-0512.2	650512	228 x 42 HEB	
	1.0 EcoBoost	88		10.12						
	1.0 EcoBoost	92		10.12						
	1.4 Duratec	66		10.12						
	1.4 LPG	63		08.13						
	1.5 TDCi	55		10.12						
	1.5 TDCi	70		04.15						
	1.6 TDCi	70		10.12						
	1.6 Ti-VCT	77		10.12						
FORD C-MAX I (07-10)										
	1.6 i 16V	74		03.07	10.10		13.0460-7193.2	607193	23723 18,1 +	ATE
	1.6 TDCi			03.07	10.10		13.0470-7193.2	LD7193	23723 18,1 +	ATE
	1.6 TDCi	66		03.07	10.10					
	1.8 i 16V			03.07	10.10					
	1.8 TDCi	85		03.07	10.10					
	2.0 i 16V	107		03.07	10.10					
	2.0 TDCi			03.07	10.10					
	2.0 TDCi	81		02.08	10.10					
	1.8 TDCi	85		03.07	10.10		24.0125-0162.1	425162	300 25,0 23,0 V L +B	
	2.0 i 16V	107		03.07	10.10		24.0325-0162.1	525162	300 25,0 23,0 V L +B PD	
	2.0 TDCi			03.07	10.10					
	2.0 TDCi	81		02.08	10.10					
	1.6 i 16V	74		03.07	10.10		24.0125-0117.1	425117	278 25,0 23,0 V L +B	
	1.6 TDCi			03.07	10.10		24.0325-0117.1	525117	278 25,0 23,0 V L +B PD	
	1.6 TDCi	66		03.07	10.10					
	1.8 i 16V			03.07	10.10					
	1.6 i 16V	74		03.07	10.10		24.0711-5123.3	360065	2  - ESP	Radsensor
	1.6 TDCi			03.07	10.10		24.0711-5133.3	360095	2  + ESP	Radsensor
	1.6 TDCi	66		03.07	10.10					
	1.8 i 16V			03.07	10.10					
	1.8 TDCi	85		03.07	10.10					
	2.0 i 16V	107		03.07	10.10					
	2.0 TDCi			03.07	10.10					
	2.0 TDCi	81		02.08	10.10					
	1.6 i 16V	74		03.07	10.10		13.0460-7195.2	607195	23482 16,6 +	ATE
	1.6 TDCi			03.07	10.10		13.0470-7195.2	LD7195	23482 16,6 +	ATE
	1.6 TDCi	66		03.07	10.10					
	1.8 i 16V			03.07	10.10					
	1.8 TDCi	85		03.07	10.10					
	2.0 i 16V	107		03.07	10.10					
	2.0 TDCi			03.07	10.10					
	2.0 TDCi	81		02.08	10.10					

									
FORD C-MAX I (07-10)									
	1.6 i 16V	74		03.07	10.10	24.0111-0155.1	411155	265 11,0 9,0 +B 265 11,0 9,0 +B PD	
	1.6 TDCi			03.07	10.10	24.0311-0155.1	511155		
	1.6 TDCi	66		03.07	10.10				
	1.8 i 16V			03.07	10.10				
	1.8 TDCi	85		03.07	10.10	24.0111-0158.1	411158		
	2.0 i 16V	107		03.07	10.10	24.0311-0158.1	511158		
	2.0 TDCi	81		03.07	10.10			280 11,0 9,0 +B 280 11,0 9,0 +B PD	
	2.0 TDCi			03.07	10.10				
	2.0 TDCi			03.07	10.10				
	2.0 TDCi	81		02.08	10.10				
	1.6 i 16V	74		03.07	10.10	24.0711-6220.3	360256		2 
	1.6 TDCi			03.07	10.10				
1.6 TDCi	66		03.07	10.10					
1.8 i 16V			03.07	10.10					
1.8 TDCi	85		03.07	10.10					
2.0 i 16V	107		03.07	10.10					
FORD C-MAX II (10-)									
	1.0 EcoBoost	74		09.12		13.0460-7193.2	607193	23723 18,1 + 23723 18,1 + ATE ATE	
	1.0 EcoBoost	92		09.12		13.0470-7193.2	LD7193		
	1.5 EcoBoost	110		03.15					
	1.5 EcoBoost	134		03.15					
	1.5 TDCi	70		03.15					
	1.5 TDCi	88		03.15					
	1.5 TDCi ECOnetic	77		03.15					
	1.6 EcoBoost	110		12.10					
	1.6 EcoBoost	134		12.10					
	1.6 Flexifuel	88		02.11					
	1.6 LPG	88		02.12					
	1.6 TDCi	70		12.10					
	1.6 TDCi	85		12.10					
	1.6 Ti-VCT	63		12.10					
	1.6 Ti-VCT	77		12.10					
	1.6 Ti-VCT	88		02.12					
	1.6 Ti-VCT	92		12.10					
	2.0 TDCi	85		12.10					
	2.0 TDCi	100		02.11					
	2.0 TDCi	103		12.10					
	2.0 TDCi	110		03.15					
2.0 TDCi	120		12.10						
2.0 TDCi	125		03.15						
	1.0 EcoBoost	74		09.12		24.0125-0199.1	425199	278 25,0 23,0 V L +B 278 25,0 23,0 V L +B PD	
	1.0 EcoBoost	92		09.12		24.0325-0199.1	525199		
	1.5 EcoBoost	110		03.15					
	1.5 EcoBoost	134		03.15					
	1.6 Flexifuel	88		02.11					
	1.6 LPG	88		02.12					
	1.6 TDCi	70		12.10					
	1.6 TDCi	85		12.10					
	1.6 Ti-VCT	63		12.10					
	1.6 Ti-VCT	77		12.10					
	1.6 Ti-VCT	88		02.12					
	1.6 Ti-VCT	92		12.10					
	1.5 TDCi	70		03.15		24.0125-0162.1	425162		
	1.5 TDCi	88		03.15		24.0325-0162.1	525162		
	1.5 TDCi ECOnetic	77		03.15		24.0125-0199.1	425199		
1.6 EcoBoost	110		12.10		24.0325-0199.1	525199			
1.6 EcoBoost	134		12.10						
2.0 TDCi	85		12.10						
2.0 TDCi	100		02.11						
2.0 TDCi	103		12.10						
2.0 TDCi	110		03.15						
2.0 TDCi	120		12.10						
2.0 TDCi	125		03.15						
	1.6 EcoBoost	110		12.10	12.10	24.0711-5123.3	360065	2 	
	1.6 EcoBoost	134		12.10	12.10				
	1.6 TDCi	70		12.10	12.10				
	1.6 TDCi	85		12.10	12.10				
	1.6 Ti-VCT	63		12.10	12.10				
	1.6 Ti-VCT	77		12.10	12.10				
	1.6 Ti-VCT	92		12.10	12.10				
	2.0 TDCi	85		12.10	12.10				
	2.0 TDCi	103		12.10	12.10				
	2.0 TDCi	120		12.10	12.10				
	1.0 EcoBoost	74		09.12		24.0711-5357.3	360354		2 
	1.0 EcoBoost	92		09.12					
1.5 EcoBoost	110		03.15						
1.5 EcoBoost	134		03.15						
1.5 TDCi	70		03.15						
1.5 TDCi	88		03.15						
1.5 TDCi ECOnetic	77		03.15						
1.6 EcoBoost	110		01.11						
1.6 EcoBoost	134		01.11						
1.6 Flexifuel	88		02.11						
1.6 LPG	88		02.12						
1.6 TDCi	70		01.11						
1.6 TDCi	85		01.11						

FORD C-MAX II (10-)									
									
	1.6 Ti-VCT 63		01.11		24.0711-5357.3	360354	2		Radsensor
	1.6 Ti-VCT 77		01.11						
	1.6 Ti-VCT 88		02.12						
	1.6 Ti-VCT 92		01.11						
	2.0 TDCi 85		01.11						
	2.0 TDCi 100		02.11						
	2.0 TDCi 103		01.11						
	2.0 TDCi 110		03.15						
	2.0 TDCi 120		01.11						
	2.0 TDCi 125		03.15						
	1.0 EcoBoost 74		09.12		13.0460-7195.2	607195			23482 16,6 +
	1.0 EcoBoost 92		09.12		13.0470-7195.2	LD7195			23482 16,6 +
	1.5 EcoBoost 110		03.15						
	1.5 EcoBoost 134		03.15						
	1.5 TDCi 70		03.15						
	1.5 TDCi 88		03.15						
	1.5 TDCi ECOnetic 77		03.15						
	1.6 EcoBoost 110		12.10						
	1.6 EcoBoost 134		12.10						
	1.6 Flexifuel 88		02.11						
	1.6 LPG 88		02.12						
	1.6 TDCi 70		12.10						
	1.6 TDCi 85		12.10						
	1.6 TDCi 85		12.10						
	1.6 Ti-VCT 63		12.10						
	1.6 Ti-VCT 77		12.10						
	1.6 Ti-VCT 88		02.12						
	1.6 Ti-VCT 92		12.10						
	2.0 TDCi 85		12.10						
	2.0 TDCi 100		02.11						
	2.0 TDCi 103		12.10						
	2.0 TDCi 110		03.15						
	2.0 TDCi 120		12.10						
	2.0 TDCi 125		03.15						
	1.0 EcoBoost 74		09.12		24.0111-0172.1	411172			280 11,0 9,0 +B
	1.0 EcoBoost 92		09.12						
	1.5 EcoBoost 110		03.15						
	1.5 EcoBoost 134		03.15						
	1.5 TDCi 70		03.15						
	1.5 TDCi 88		03.15						
	1.5 TDCi ECOnetic 77		03.15						
	1.6 EcoBoost 110		12.10						
	1.6 EcoBoost 134		12.10						
	1.6 Flexifuel 88		02.11						
	1.6 LPG 88		02.12						
	1.6 TDCi 70		12.10						
	1.6 TDCi 85		12.10						
	1.6 Ti-VCT 63		12.10						
	1.6 Ti-VCT 77		12.10						
	1.6 Ti-VCT 88		02.12						
	1.6 Ti-VCT 92		12.10						
	2.0 TDCi 85		12.10						
	2.0 TDCi 100		02.11						
	2.0 TDCi 103		12.10						
	2.0 TDCi 110		03.15						
	2.0 TDCi 120		12.10						
	2.0 TDCi 125		03.15						
	1.6 EcoBoost 110		12.10	12.10	24.0711-6220.3	360256	2	- Parkassistent ¹⁾	Radsensor
	1.6 EcoBoost 134		12.10	12.10					
	1.6 TDCi 70		12.10	12.10					
	1.6 TDCi 85		12.10	12.10					
	1.6 Ti-VCT 63		12.10	12.10					
	1.6 Ti-VCT 77		12.10	12.10					
	1.6 Ti-VCT 92		12.10	12.10					
	2.0 TDCi 85		12.10	12.10					
	2.0 TDCi 103		12.10	12.10					
	2.0 TDCi 120		12.10	12.10					
	1.0 EcoBoost 74		09.12		24.0711-6296.3	360357	2	- Parkassistent ¹⁾	Radsensor
	1.0 EcoBoost 92		09.12						
	1.5 EcoBoost 110		03.15						
	1.5 EcoBoost 134		03.15						
	1.5 TDCi 70		03.15						
	1.5 TDCi 88		03.15						
	1.5 TDCi ECOnetic 77		03.15						
	1.6 EcoBoost 110		01.11						
	1.6 EcoBoost 134		01.11						
	1.6 Flexifuel 88		02.11						
	1.6 LPG 88		02.12						
	1.6 TDCi 70		01.11						
	1.6 TDCi 85		01.11						
	1.6 Ti-VCT 63		01.11						
	1.6 Ti-VCT 77		01.11						
	1.6 Ti-VCT 88		02.12						
	1.6 Ti-VCT 92		01.11						
	2.0 TDCi 85		12.10						
	2.0 TDCi 100		02.11						
	2.0 TDCi 103		01.11						
	2.0 TDCi 110		03.15						

¹⁾ - parking assistant / - assistente di parcheggio / - assistance au stationnement / - asistente de aparcamiento





FORD C-MAX II (10-)














	2.0 TDCi	120		01.11	24.0711-6296.3	360357	2 - Parkassistent ¹⁾	Radsensor
	2.0 TDCi	125		03.15				
	1.0 EcoBoost	74		09.12	24.0711-6351.3	360358	2 + Parkassistent ²⁾	Radsensor
	1.0 EcoBoost	92		09.12				
	1.5 EcoBoost	110		03.15				
	1.5 EcoBoost	134		03.15				
	1.5 TDCi	70		03.15				
	1.5 TDCi	88		03.15				
	1.5 TDCi ECOnetic	77		03.15				
	1.6 EcoBoost	110		12.10				
	1.6 EcoBoost	134		12.10				
	1.6 Flexifuel	88		02.11				
	1.6 LPG	88		02.12				
	1.6 TDCi	70		12.10				
	1.6 TDCi	85		12.10				
	1.6 Ti-VCT	63		12.10				
	1.6 Ti-VCT	77		12.10				
	1.6 Ti-VCT	88		02.12				
	1.6 Ti-VCT	92		12.10				
	2.0 TDCi	85		12.10				
2.0 TDCi	100		02.11					
2.0 TDCi	103		12.10					
2.0 TDCi	110		03.15					
2.0 TDCi	120		12.10					
2.0 TDCi	125		03.15					

FORD GRAND C-MAX (10-)

	1.0 EcoBoost	74		09.12	13.0460-7193.2	607193		23723 18,1 + 23723 18,1 +	ATE ATE
	1.0 EcoBoost	92		09.12					
	1.5 EcoBoost	110		03.15					
	1.5 EcoBoost	134		03.15					
	1.5 TDCi	70		03.15					
	1.5 TDCi	88		03.15					
	1.6 EcoBoost	110		12.10					
	1.6 EcoBoost	134		12.10					
	1.6 Flexifuel	88		02.11					
	1.6 LPG	86		02.12					
	1.6 TDCi	70		12.10					
	1.6 TDCi	85		12.10					
	1.6 Ti-VCT	77		12.10					
	1.6 Ti-VCT	92		12.10					
	2.0 TDCi	85		12.10					
2.0 TDCi	100		12.10						
2.0 TDCi	103		12.10						
2.0 TDCi	110		03.15						
2.0 TDCi	120		12.10						
2.0 TDCi	125		03.15						
	1.0 EcoBoost	74		09.12	24.0125-0162.1	425162		300 25,0 23,0 V L +B 300 25,0 23,0 V L +B PD	
	1.0 EcoBoost	92		09.12					
	1.5 EcoBoost	110		03.15					
	1.5 EcoBoost	134		03.15					
	1.5 TDCi	70		03.15					
	1.5 TDCi	88		03.15					
	1.6 EcoBoost	110		12.10					
	1.6 EcoBoost	134		12.10					
	1.6 Flexifuel	88		02.11					
	1.6 LPG	86		02.12					
	1.6 TDCi	70		12.10					
	1.6 TDCi	85		12.10					
	1.6 Ti-VCT	77		12.10					
	1.6 Ti-VCT	92		12.10					
	2.0 TDCi	85		12.10					
2.0 TDCi	100		12.10						
2.0 TDCi	103		12.10						
2.0 TDCi	110		03.15						
2.0 TDCi	120		12.10						
2.0 TDCi	125		03.15						
	1.6 EcoBoost	110		12.10	24.0711-5123.3	360065	2	Radsensor	
	1.6 EcoBoost	134		12.10					
	1.6 TDCi	70		12.10					
	1.6 TDCi	85		12.10					
	1.6 Ti-VCT	77		12.10					
	1.6 Ti-VCT	92		12.10					
	2.0 TDCi	85		12.10					
	2.0 TDCi	100		12.10					
	2.0 TDCi	103		12.10					
	2.0 TDCi	120		12.10					
	1.0 EcoBoost	74		09.12	24.0711-5357.3	360354	2	Radsensor	
	1.0 EcoBoost	92		09.12					
	1.5 EcoBoost	110		03.15					
	1.5 EcoBoost	134		03.15					
	1.5 TDCi	70		03.15					
	1.5 TDCi	88		03.15					
	1.6 EcoBoost	110		01.11					
	1.6 EcoBoost	134		01.11					
	1.6 Flexifuel	88		02.11					
	1.6 LPG	86		02.12					

¹⁾ - parking assistant / - assistente di parcheggio / - assistance au stationnement / - asistente de aparcamiento
²⁾ + parking assistant / + assistente di parcheggio / + assistance au stationnement / + asistente de aparcamiento



FORD GRAND C-MAX (10-)									
									
	1.6 TDCi	70		01.11		24.0711-5357.3	360354	2	Radsensor
	1.6 TDCi	85		01.11					
	1.6 Ti-VCT	77		01.11					
	1.6 Ti-VCT	92		01.11					
	2.0 TDCi	85		01.11					
	2.0 TDCi	100		01.11					
	2.0 TDCi	103		01.11					
	2.0 TDCi	110		03.15					
	2.0 TDCi	120		01.11					
	2.0 TDCi	125		03.15					
	1.0 EcoBoost	74		09.12		13.0460-7195.2	607195		23482 16,6 +
	1.0 EcoBoost	92		09.12		13.0470-7195.2	LD7195		23482 16,6 +
	1.5 EcoBoost	110		03.15					
	1.5 EcoBoost	134		03.15					
	1.5 TDCi	70		03.15					
	1.5 TDCi	88		03.15					
	1.6 EcoBoost	110		12.10					
	1.6 EcoBoost	134		12.10					
	1.6 Flexifuel	88		02.11					
	1.6 LPG	86		02.12					
	1.6 TDCi	70		12.10					
	1.6 TDCi	85		12.10					
	1.6 Ti-VCT	77		12.10					
	1.6 Ti-VCT	92		12.10					
	2.0 TDCi	85		12.10					
	2.0 TDCi	100		12.10					
	2.0 TDCi	103		12.10					
	2.0 TDCi	110		03.15					
	2.0 TDCi	120		12.10					
	2.0 TDCi	125		03.15					
	1.0 EcoBoost	74		09.12		24.0111-0172.1	411172		280 11,0 9,0 +B
	1.0 EcoBoost	92		09.12					
	1.5 EcoBoost	110		03.15					
	1.5 EcoBoost	134		03.15					
	1.5 TDCi	70		03.15					
	1.5 TDCi	88		03.15					
	1.6 EcoBoost	110		12.10					
	1.6 EcoBoost	134		12.10					
	1.6 Flexifuel	88		02.11					
	1.6 LPG	86		02.12					
	1.6 TDCi	70		12.10					
	1.6 TDCi	85		12.10					
	1.6 Ti-VCT	77		12.10					
	1.6 Ti-VCT	92		12.10					
	2.0 TDCi	85		12.10					
	2.0 TDCi	100		12.10					
	2.0 TDCi	103		12.10					
	2.0 TDCi	110		03.15					
	2.0 TDCi	120		12.10					
	2.0 TDCi	125		03.15					
	1.6 EcoBoost	110		12.10	12.10	24.0711-6220.3	360256	2	- Parkassistent ¹⁾
	1.6 EcoBoost	134		12.10	12.10				
	1.6 TDCi	70		12.10	12.10				
	1.6 TDCi	85		12.10	12.10				
	1.6 Ti-VCT	77		12.10	12.10				
	1.6 Ti-VCT	92		12.10	12.10				
	2.0 TDCi	85		12.10	12.10				
	2.0 TDCi	100		12.10	12.10				
	2.0 TDCi	103		12.10	12.10				
	2.0 TDCi	120		12.10	12.10				
	1.0 EcoBoost	74		09.12		24.0711-6296.3	360357	2	- Parkassistent ¹⁾
	1.0 EcoBoost	92		09.12					
	1.5 EcoBoost	110		03.15					
	1.5 EcoBoost	134		03.15					
	1.5 TDCi	70		03.15					
	1.5 TDCi	88		03.15					
	1.6 EcoBoost	110		01.11					
	1.6 EcoBoost	134		01.11					
	1.6 Flexifuel	88		02.11					
	1.6 LPG	86		02.12					
	1.6 TDCi	70		01.11					
	1.6 TDCi	85		01.11					
	1.6 Ti-VCT	77		01.11					
	1.6 Ti-VCT	92		01.11					
	2.0 TDCi	85		01.11					
	2.0 TDCi	100		01.11					
	2.0 TDCi	103		01.11					
	2.0 TDCi	110		03.15					
	2.0 TDCi	120		01.11					
	2.0 TDCi	125		03.15					
	1.0 EcoBoost	74		09.12		24.0711-6351.3	360358	2	+ Parkassistent ²⁾
	1.0 EcoBoost	92		09.12					
	1.5 EcoBoost	110		03.15					
	1.5 EcoBoost	134		03.15					
	1.5 TDCi	70		03.15					
	1.5 TDCi	88		03.15					
	1.6 EcoBoost	110		12.10					

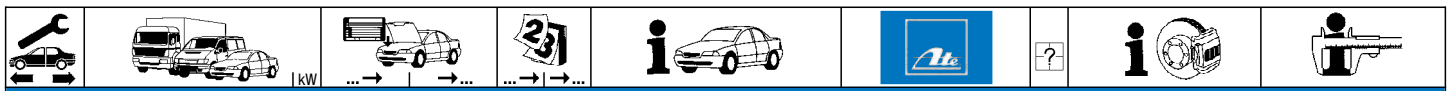
¹⁾ - parking assistant / - assistente di parcheggio / - assistance au stationnement / - asistente de aparcamiento
²⁾ + parking assistant / + assistente di parcheggio / + assistance au stationnement / + asistente de aparcamiento



FORD GRAND C-MAX (10-)																																																																																																																																																																																																																																																																																																																																																																																		
	<table border="1"> <tr><td>1.6 EcoBoost</td><td>134</td><td>12.10</td><td></td><td>24.0711-6351.3</td><td>360358</td><td>2 </td><td>+ Parkassistent ¹⁾</td><td>Radsensor</td></tr> <tr><td>1.6 Flexifuel</td><td>88</td><td>02.11</td><td></td><td></td><td></td><td></td><td></td><td></td></tr> <tr><td>1.6 LPG</td><td>86</td><td>02.12</td><td></td><td></td><td></td><td></td><td></td><td></td></tr> <tr><td>1.6 TDCi</td><td>70</td><td>12.10</td><td></td><td></td><td></td><td></td><td></td><td></td></tr> <tr><td>1.6 TDCi</td><td>85</td><td>12.10</td><td></td><td></td><td></td><td></td><td></td><td></td></tr> <tr><td>1.6 Ti-VCT</td><td>77</td><td>12.10</td><td></td><td></td><td></td><td></td><td></td><td></td></tr> <tr><td>1.6 Ti-VCT</td><td>92</td><td>12.10</td><td></td><td></td><td></td><td></td><td></td><td></td></tr> <tr><td>2.0 TDCi</td><td>85</td><td>12.10</td><td></td><td></td><td></td><td></td><td></td><td></td></tr> <tr><td>2.0 TDCi</td><td>100</td><td>12.10</td><td></td><td></td><td></td><td></td><td></td><td></td></tr> <tr><td>2.0 TDCi</td><td>103</td><td>12.10</td><td></td><td></td><td></td><td></td><td></td><td></td></tr> <tr><td>2.0 TDCi</td><td>110</td><td>03.15</td><td></td><td></td><td></td><td></td><td></td><td></td></tr> <tr><td>2.0 TDCi</td><td>120</td><td>12.10</td><td></td><td></td><td></td><td></td><td></td><td></td></tr> <tr><td>2.0 TDCi</td><td>125</td><td>03.15</td><td></td><td></td><td></td><td></td><td></td><td></td></tr> </table>	1.6 EcoBoost	134	12.10		24.0711-6351.3	360358	2	+ Parkassistent ¹⁾	Radsensor	1.6 Flexifuel	88	02.11							1.6 LPG	86	02.12							1.6 TDCi	70	12.10							1.6 TDCi	85	12.10							1.6 Ti-VCT	77	12.10							1.6 Ti-VCT	92	12.10							2.0 TDCi	85	12.10							2.0 TDCi	100	12.10							2.0 TDCi	103	12.10							2.0 TDCi	110	03.15							2.0 TDCi	120	12.10							2.0 TDCi	125	03.15																																																																																																																																																																																																																																																																		
1.6 EcoBoost	134	12.10		24.0711-6351.3	360358	2	+ Parkassistent ¹⁾	Radsensor																																																																																																																																																																																																																																																																																																																																																																										
1.6 Flexifuel	88	02.11																																																																																																																																																																																																																																																																																																																																																																																
1.6 LPG	86	02.12																																																																																																																																																																																																																																																																																																																																																																																
1.6 TDCi	70	12.10																																																																																																																																																																																																																																																																																																																																																																																
1.6 TDCi	85	12.10																																																																																																																																																																																																																																																																																																																																																																																
1.6 Ti-VCT	77	12.10																																																																																																																																																																																																																																																																																																																																																																																
1.6 Ti-VCT	92	12.10																																																																																																																																																																																																																																																																																																																																																																																
2.0 TDCi	85	12.10																																																																																																																																																																																																																																																																																																																																																																																
2.0 TDCi	100	12.10																																																																																																																																																																																																																																																																																																																																																																																
2.0 TDCi	103	12.10																																																																																																																																																																																																																																																																																																																																																																																
2.0 TDCi	110	03.15																																																																																																																																																																																																																																																																																																																																																																																
2.0 TDCi	120	12.10																																																																																																																																																																																																																																																																																																																																																																																
2.0 TDCi	125	03.15																																																																																																																																																																																																																																																																																																																																																																																
FORD CARGO (87-98)																																																																																																																																																																																																																																																																																																																																																																																		
	<table border="1"> <tr><td>6.5 t</td><td></td><td>09.87</td><td>12.98</td><td>24.0130-0105.1</td><td>430105</td><td></td><td></td><td>322 30,0 27,4 V</td></tr> <tr><td>7.5 t</td><td></td><td>09.87</td><td>12.98</td><td></td><td></td><td></td><td></td><td></td></tr> </table>	6.5 t		09.87	12.98	24.0130-0105.1	430105			322 30,0 27,4 V	7.5 t		09.87	12.98																																																																																																																																																																																																																																																																																																																																																																				
6.5 t		09.87	12.98	24.0130-0105.1	430105			322 30,0 27,4 V																																																																																																																																																																																																																																																																																																																																																																										
7.5 t		09.87	12.98																																																																																																																																																																																																																																																																																																																																																																															
FORD COUGAR (98-01)																																																																																																																																																																																																																																																																																																																																																																																		
	<table border="1"> <tr><td>2.0 i 16V</td><td></td><td>09.98</td><td>12.01</td><td>13.0460-7057.2</td><td>607057</td><td></td><td></td><td>21394 17,5 + ATE</td></tr> <tr><td>2.5 i V6</td><td></td><td>09.98</td><td>12.01</td><td>13.0460-7056.2</td><td>607056</td><td></td><td></td><td>21396 17,5 +/WK ATE</td></tr> <tr><td>2.5 ST 200</td><td></td><td>01.00</td><td>12.01</td><td></td><td></td><td></td><td></td><td></td></tr> <tr><td>2.0 i 16V</td><td></td><td>09.98</td><td>12.01</td><td>24.0124-0120.1</td><td>424120</td><td></td><td></td><td>260 24,0 22,2 V +B</td></tr> <tr><td></td><td></td><td></td><td></td><td>24.0324-0120.1</td><td>524120</td><td></td><td></td><td>260 24,0 22,2 V +B PD</td></tr> <tr><td>2.5 i V6</td><td></td><td>09.98</td><td>12.01</td><td>24.0124-0149.1</td><td>424149</td><td></td><td></td><td>278 24,1 22,2 V +B</td></tr> <tr><td>2.5 ST 200</td><td></td><td>01.00</td><td>12.01</td><td></td><td></td><td></td><td></td><td></td></tr> <tr><td>2.0 i 16V</td><td></td><td>09.98</td><td>12.01</td><td>13.0460-3963.2</td><td>603963</td><td></td><td></td><td>21586 15,0 BDX</td></tr> <tr><td>2.5 i V6</td><td></td><td>08.99</td><td>12.01</td><td></td><td></td><td></td><td></td><td></td></tr> <tr><td>2.5 i V6</td><td></td><td>09.98</td><td>07.99</td><td>13.0460-3964.2</td><td>603964</td><td></td><td></td><td>23410 15,0 +/WK BDX</td></tr> <tr><td>2.0 i 16V</td><td></td><td>09.98</td><td>12.01</td><td>24.0120-0146.1</td><td>420146</td><td></td><td></td><td>253 20,0 18,0 V +B</td></tr> <tr><td>2.5 i V6</td><td></td><td>09.98</td><td>12.01</td><td>24.0320-0146.1</td><td>520146</td><td></td><td></td><td>253 20,0 18,0 V +B PD</td></tr> </table>	2.0 i 16V		09.98	12.01	13.0460-7057.2	607057			21394 17,5 + ATE	2.5 i V6		09.98	12.01	13.0460-7056.2	607056			21396 17,5 +/WK ATE	2.5 ST 200		01.00	12.01						2.0 i 16V		09.98	12.01	24.0124-0120.1	424120			260 24,0 22,2 V +B					24.0324-0120.1	524120			260 24,0 22,2 V +B PD	2.5 i V6		09.98	12.01	24.0124-0149.1	424149			278 24,1 22,2 V +B	2.5 ST 200		01.00	12.01						2.0 i 16V		09.98	12.01	13.0460-3963.2	603963			21586 15,0 BDX	2.5 i V6		08.99	12.01						2.5 i V6		09.98	07.99	13.0460-3964.2	603964			23410 15,0 +/WK BDX	2.0 i 16V		09.98	12.01	24.0120-0146.1	420146			253 20,0 18,0 V +B	2.5 i V6		09.98	12.01	24.0320-0146.1	520146			253 20,0 18,0 V +B PD																																																																																																																																																																																																																																																																					
2.0 i 16V		09.98	12.01	13.0460-7057.2	607057			21394 17,5 + ATE																																																																																																																																																																																																																																																																																																																																																																										
2.5 i V6		09.98	12.01	13.0460-7056.2	607056			21396 17,5 +/WK ATE																																																																																																																																																																																																																																																																																																																																																																										
2.5 ST 200		01.00	12.01																																																																																																																																																																																																																																																																																																																																																																															
2.0 i 16V		09.98	12.01	24.0124-0120.1	424120			260 24,0 22,2 V +B																																																																																																																																																																																																																																																																																																																																																																										
				24.0324-0120.1	524120			260 24,0 22,2 V +B PD																																																																																																																																																																																																																																																																																																																																																																										
2.5 i V6		09.98	12.01	24.0124-0149.1	424149			278 24,1 22,2 V +B																																																																																																																																																																																																																																																																																																																																																																										
2.5 ST 200		01.00	12.01																																																																																																																																																																																																																																																																																																																																																																															
2.0 i 16V		09.98	12.01	13.0460-3963.2	603963			21586 15,0 BDX																																																																																																																																																																																																																																																																																																																																																																										
2.5 i V6		08.99	12.01																																																																																																																																																																																																																																																																																																																																																																															
2.5 i V6		09.98	07.99	13.0460-3964.2	603964			23410 15,0 +/WK BDX																																																																																																																																																																																																																																																																																																																																																																										
2.0 i 16V		09.98	12.01	24.0120-0146.1	420146			253 20,0 18,0 V +B																																																																																																																																																																																																																																																																																																																																																																										
2.5 i V6		09.98	12.01	24.0320-0146.1	520146			253 20,0 18,0 V +B PD																																																																																																																																																																																																																																																																																																																																																																										
FORD ECOSPORT II (14-)																																																																																																																																																																																																																																																																																																																																																																																		
	<table border="1"> <tr><td>1.0 EcoBoost</td><td>92</td><td>02.14</td><td></td><td>13.0460-7193.2</td><td>607193</td><td></td><td></td><td>23723 18,1 + ATE</td></tr> <tr><td>1.5 TDCi</td><td>66</td><td>02.14</td><td></td><td>13.0470-7193.2</td><td>LD7193</td><td></td><td></td><td>23723 18,1 + ATE</td></tr> <tr><td>1.5 TDCi</td><td>70</td><td>05.15</td><td></td><td></td><td></td><td></td><td></td><td></td></tr> <tr><td>1.5 Ti</td><td>82</td><td>02.14</td><td></td><td></td><td></td><td></td><td></td><td></td></tr> </table>	1.0 EcoBoost	92	02.14		13.0460-7193.2	607193			23723 18,1 + ATE	1.5 TDCi	66	02.14		13.0470-7193.2	LD7193			23723 18,1 + ATE	1.5 TDCi	70	05.15							1.5 Ti	82	02.14																																																																																																																																																																																																																																																																																																																																																			
1.0 EcoBoost	92	02.14		13.0460-7193.2	607193			23723 18,1 + ATE																																																																																																																																																																																																																																																																																																																																																																										
1.5 TDCi	66	02.14		13.0470-7193.2	LD7193			23723 18,1 + ATE																																																																																																																																																																																																																																																																																																																																																																										
1.5 TDCi	70	05.15																																																																																																																																																																																																																																																																																																																																																																																
1.5 Ti	82	02.14																																																																																																																																																																																																																																																																																																																																																																																
FORD ESCORT VII (95-00)																																																																																																																																																																																																																																																																																																																																																																																		
	<table border="1"> <tr><td>1.3 i</td><td></td><td>02.95</td><td>02.99</td><td>13.0460-3965.2</td><td>603965</td><td></td><td>+ Feder ²⁾</td><td>23300 18,0 + BDX</td></tr> <tr><td>1.4 i</td><td></td><td>02.95</td><td>02.99</td><td>13.0460-0412.2</td><td>610412</td><td></td><td>- ABS</td><td>Belagsatz-Zubehör BDX</td></tr> <tr><td>1.6 i 16V</td><td></td><td>02.95</td><td>07.00</td><td>13.0460-0413.2</td><td>610413</td><td></td><td>+ ABS</td><td>Belagsatz-Zubehör BDX</td></tr> <tr><td>1.8 D</td><td></td><td>02.95</td><td>02.99</td><td></td><td></td><td></td><td></td><td></td></tr> <tr><td>1.8 i 16V</td><td>77</td><td>02.95</td><td>02.99</td><td></td><td></td><td></td><td></td><td></td></tr> <tr><td>1.8 i 16V</td><td>85</td><td>02.95</td><td>02.99</td><td></td><td></td><td></td><td></td><td></td></tr> <tr><td>1.8 TD</td><td></td><td>02.95</td><td>07.00</td><td></td><td></td><td></td><td></td><td></td></tr> <tr><td>1.8 i 16V</td><td>96</td><td>02.95</td><td>02.99</td><td>13.0460-7040.2</td><td>607040</td><td></td><td></td><td>20907 18,0 + ATE</td></tr> <tr><td>RS 2000</td><td></td><td>02.95</td><td>02.99</td><td></td><td></td><td></td><td></td><td></td></tr> <tr><td>1.3 i</td><td></td><td>02.95</td><td>02.99</td><td>24.0120-0147.1</td><td>420147</td><td></td><td></td><td>240 20,0 18,0 V +B</td></tr> <tr><td>1.4 i</td><td></td><td>02.95</td><td>02.99</td><td>24.0320-0147.1</td><td>520147</td><td></td><td></td><td>240 20,0 18,0 V +B PD</td></tr> <tr><td>1.6 i 16V</td><td></td><td>02.95</td><td>07.00</td><td></td><td></td><td></td><td></td><td></td></tr> <tr><td>1.8 D</td><td></td><td>02.95</td><td>02.99</td><td></td><td></td><td></td><td></td><td></td></tr> <tr><td>1.8 i 16V</td><td>77</td><td>02.95</td><td>02.99</td><td></td><td></td><td></td><td></td><td></td></tr> <tr><td>1.8 i 16V</td><td>85</td><td>02.95</td><td>02.99</td><td></td><td></td><td></td><td></td><td></td></tr> <tr><td>1.8 TD</td><td></td><td>02.95</td><td>07.00</td><td></td><td></td><td></td><td></td><td></td></tr> <tr><td>1.8 i 16V</td><td>96</td><td>02.95</td><td>02.99</td><td>24.0124-0125.1</td><td>424125</td><td></td><td></td><td>260 24,2 22,2 V</td></tr> <tr><td>RS 2000</td><td></td><td>02.95</td><td>02.99</td><td></td><td></td><td></td><td></td><td></td></tr> <tr><td>2.0 i 16V Cosworth</td><td></td><td>02.95</td><td>12.95</td><td>24.0124-0148.1</td><td>424148</td><td></td><td></td><td>278 24,0 22,2 V</td></tr> <tr><td>1.3 i</td><td></td><td>02.95</td><td>02.99</td><td>24.0711-1368.1</td><td>360025</td><td>2 </td><td></td><td>Radsensor L=722</td></tr> <tr><td>1.4 i</td><td></td><td>02.95</td><td>02.99</td><td></td><td></td><td></td><td></td><td></td></tr> <tr><td>1.6 i 16V</td><td></td><td>02.95</td><td>07.00</td><td></td><td></td><td></td><td></td><td></td></tr> <tr><td>1.8 D</td><td></td><td>02.95</td><td>02.99</td><td></td><td></td><td></td><td></td><td></td></tr> <tr><td>1.8 i 16V</td><td></td><td>02.95</td><td>02.99</td><td></td><td></td><td></td><td></td><td></td></tr> <tr><td>1.8 TD</td><td></td><td>02.95</td><td>07.00</td><td></td><td></td><td></td><td></td><td></td></tr> <tr><td>2.0 i 16V Cosworth</td><td></td><td>02.95</td><td>12.95</td><td></td><td></td><td></td><td></td><td></td></tr> <tr><td>1.6 i 16V</td><td></td><td>02.95</td><td>07.00</td><td>13.0460-4058.2</td><td>604058</td><td></td><td></td><td>21832 14,9 ATE</td></tr> <tr><td>1.8 D</td><td></td><td>02.95</td><td>02.99</td><td>13.0460-0436.2</td><td>610436</td><td></td><td></td><td>Belagsatz-Zubehör ATE</td></tr> <tr><td>1.8 i 16V</td><td></td><td>02.95</td><td>02.99</td><td></td><td></td><td></td><td></td><td></td></tr> <tr><td>1.8 TD</td><td></td><td>02.95</td><td>07.00</td><td></td><td></td><td></td><td></td><td></td></tr> <tr><td>1.6 i 16V</td><td></td><td>02.95</td><td>07.00</td><td>24.0110-0213.1</td><td>410213</td><td></td><td></td><td>270 10,0 8,6</td></tr> <tr><td>1.8 D</td><td></td><td>02.95</td><td>02.99</td><td></td><td></td><td></td><td></td><td></td></tr> <tr><td>1.8 i 16V</td><td></td><td>02.95</td><td>02.99</td><td></td><td></td><td></td><td></td><td></td></tr> <tr><td>1.8 TD</td><td></td><td>02.95</td><td>07.00</td><td></td><td></td><td></td><td></td><td></td></tr> <tr><td>1.3 i</td><td></td><td>02.95</td><td>02.99</td><td>24.0751-1134.3</td><td>360045</td><td>1 </td><td></td><td>Radsensor L=835/835</td></tr> <tr><td>1.4 i</td><td></td><td>02.95</td><td>02.99</td><td></td><td></td><td></td><td></td><td></td></tr> <tr><td>1.6 i 16V</td><td></td><td>02.95</td><td>07.00</td><td></td><td></td><td></td><td></td><td></td></tr> <tr><td>1.8 D</td><td></td><td>02.95</td><td>02.99</td><td></td><td></td><td></td><td></td><td></td></tr> <tr><td>1.8 i 16V</td><td></td><td>02.95</td><td>02.99</td><td></td><td></td><td></td><td></td><td></td></tr> <tr><td>1.8 TD</td><td></td><td>02.95</td><td>07.00</td><td></td><td></td><td></td><td></td><td></td></tr> <tr><td>2.0 i 16V Cosworth</td><td></td><td>02.95</td><td>12.95</td><td></td><td></td><td></td><td></td><td></td></tr> </table>	1.3 i		02.95	02.99	13.0460-3965.2	603965		+ Feder ²⁾	23300 18,0 + BDX	1.4 i		02.95	02.99	13.0460-0412.2	610412		- ABS	Belagsatz-Zubehör BDX	1.6 i 16V		02.95	07.00	13.0460-0413.2	610413		+ ABS	Belagsatz-Zubehör BDX	1.8 D		02.95	02.99						1.8 i 16V	77	02.95	02.99						1.8 i 16V	85	02.95	02.99						1.8 TD		02.95	07.00						1.8 i 16V	96	02.95	02.99	13.0460-7040.2	607040			20907 18,0 + ATE	RS 2000		02.95	02.99						1.3 i		02.95	02.99	24.0120-0147.1	420147			240 20,0 18,0 V +B	1.4 i		02.95	02.99	24.0320-0147.1	520147			240 20,0 18,0 V +B PD	1.6 i 16V		02.95	07.00						1.8 D		02.95	02.99						1.8 i 16V	77	02.95	02.99						1.8 i 16V	85	02.95	02.99						1.8 TD		02.95	07.00						1.8 i 16V	96	02.95	02.99	24.0124-0125.1	424125			260 24,2 22,2 V	RS 2000		02.95	02.99						2.0 i 16V Cosworth		02.95	12.95	24.0124-0148.1	424148			278 24,0 22,2 V	1.3 i		02.95	02.99	24.0711-1368.1	360025	2		Radsensor L=722	1.4 i		02.95	02.99						1.6 i 16V		02.95	07.00						1.8 D		02.95	02.99						1.8 i 16V		02.95	02.99						1.8 TD		02.95	07.00						2.0 i 16V Cosworth		02.95	12.95						1.6 i 16V		02.95	07.00	13.0460-4058.2	604058			21832 14,9 ATE	1.8 D		02.95	02.99	13.0460-0436.2	610436			Belagsatz-Zubehör ATE	1.8 i 16V		02.95	02.99						1.8 TD		02.95	07.00						1.6 i 16V		02.95	07.00	24.0110-0213.1	410213			270 10,0 8,6	1.8 D		02.95	02.99						1.8 i 16V		02.95	02.99						1.8 TD		02.95	07.00						1.3 i		02.95	02.99	24.0751-1134.3	360045	1		Radsensor L=835/835	1.4 i		02.95	02.99						1.6 i 16V		02.95	07.00						1.8 D		02.95	02.99						1.8 i 16V		02.95	02.99						1.8 TD		02.95	07.00						2.0 i 16V Cosworth		02.95	12.95					
1.3 i		02.95	02.99	13.0460-3965.2	603965		+ Feder ²⁾	23300 18,0 + BDX																																																																																																																																																																																																																																																																																																																																																																										
1.4 i		02.95	02.99	13.0460-0412.2	610412		- ABS	Belagsatz-Zubehör BDX																																																																																																																																																																																																																																																																																																																																																																										
1.6 i 16V		02.95	07.00	13.0460-0413.2	610413		+ ABS	Belagsatz-Zubehör BDX																																																																																																																																																																																																																																																																																																																																																																										
1.8 D		02.95	02.99																																																																																																																																																																																																																																																																																																																																																																															
1.8 i 16V	77	02.95	02.99																																																																																																																																																																																																																																																																																																																																																																															
1.8 i 16V	85	02.95	02.99																																																																																																																																																																																																																																																																																																																																																																															
1.8 TD		02.95	07.00																																																																																																																																																																																																																																																																																																																																																																															
1.8 i 16V	96	02.95	02.99	13.0460-7040.2	607040			20907 18,0 + ATE																																																																																																																																																																																																																																																																																																																																																																										
RS 2000		02.95	02.99																																																																																																																																																																																																																																																																																																																																																																															
1.3 i		02.95	02.99	24.0120-0147.1	420147			240 20,0 18,0 V +B																																																																																																																																																																																																																																																																																																																																																																										
1.4 i		02.95	02.99	24.0320-0147.1	520147			240 20,0 18,0 V +B PD																																																																																																																																																																																																																																																																																																																																																																										
1.6 i 16V		02.95	07.00																																																																																																																																																																																																																																																																																																																																																																															
1.8 D		02.95	02.99																																																																																																																																																																																																																																																																																																																																																																															
1.8 i 16V	77	02.95	02.99																																																																																																																																																																																																																																																																																																																																																																															
1.8 i 16V	85	02.95	02.99																																																																																																																																																																																																																																																																																																																																																																															
1.8 TD		02.95	07.00																																																																																																																																																																																																																																																																																																																																																																															
1.8 i 16V	96	02.95	02.99	24.0124-0125.1	424125			260 24,2 22,2 V																																																																																																																																																																																																																																																																																																																																																																										
RS 2000		02.95	02.99																																																																																																																																																																																																																																																																																																																																																																															
2.0 i 16V Cosworth		02.95	12.95	24.0124-0148.1	424148			278 24,0 22,2 V																																																																																																																																																																																																																																																																																																																																																																										
1.3 i		02.95	02.99	24.0711-1368.1	360025	2		Radsensor L=722																																																																																																																																																																																																																																																																																																																																																																										
1.4 i		02.95	02.99																																																																																																																																																																																																																																																																																																																																																																															
1.6 i 16V		02.95	07.00																																																																																																																																																																																																																																																																																																																																																																															
1.8 D		02.95	02.99																																																																																																																																																																																																																																																																																																																																																																															
1.8 i 16V		02.95	02.99																																																																																																																																																																																																																																																																																																																																																																															
1.8 TD		02.95	07.00																																																																																																																																																																																																																																																																																																																																																																															
2.0 i 16V Cosworth		02.95	12.95																																																																																																																																																																																																																																																																																																																																																																															
1.6 i 16V		02.95	07.00	13.0460-4058.2	604058			21832 14,9 ATE																																																																																																																																																																																																																																																																																																																																																																										
1.8 D		02.95	02.99	13.0460-0436.2	610436			Belagsatz-Zubehör ATE																																																																																																																																																																																																																																																																																																																																																																										
1.8 i 16V		02.95	02.99																																																																																																																																																																																																																																																																																																																																																																															
1.8 TD		02.95	07.00																																																																																																																																																																																																																																																																																																																																																																															
1.6 i 16V		02.95	07.00	24.0110-0213.1	410213			270 10,0 8,6																																																																																																																																																																																																																																																																																																																																																																										
1.8 D		02.95	02.99																																																																																																																																																																																																																																																																																																																																																																															
1.8 i 16V		02.95	02.99																																																																																																																																																																																																																																																																																																																																																																															
1.8 TD		02.95	07.00																																																																																																																																																																																																																																																																																																																																																																															
1.3 i		02.95	02.99	24.0751-1134.3	360045	1		Radsensor L=835/835																																																																																																																																																																																																																																																																																																																																																																										
1.4 i		02.95	02.99																																																																																																																																																																																																																																																																																																																																																																															
1.6 i 16V		02.95	07.00																																																																																																																																																																																																																																																																																																																																																																															
1.8 D		02.95	02.99																																																																																																																																																																																																																																																																																																																																																																															
1.8 i 16V		02.95	02.99																																																																																																																																																																																																																																																																																																																																																																															
1.8 TD		02.95	07.00																																																																																																																																																																																																																																																																																																																																																																															
2.0 i 16V Cosworth		02.95	12.95																																																																																																																																																																																																																																																																																																																																																																															

¹⁾ + parking assistant / + assistente di parcheggio / + assistance au stationnement / + asistente de aparcamiento

²⁾ + spring / + molla / + ressort / + muelle



FORD ESCORT VII (95-00)

	1.3 i Kombi	02.95	07.95	- ABS	03.0137-0237.2	650237	+ 7" Bremse ¹⁾	180 x 32 HEB
	1.3 i Lim.	02.95	03.96	- ABS		669217		
	1.4 i Kombi	02.95	07.95	- ABS				
	1.3 i Kombi	08.95	02.99	- ABS	03.0137-0337.2	650337	+ 7" Bremse ¹⁾	180 x 32 HEB
	1.3 i Lim.	04.96	02.99	- ABS		669217		
	1.4 i Cabrio	02.95	02.99	- ABS				
	1.4 i Kombi	08.95	02.99	- ABS				
	1.4 i Lim.	02.95	02.99	- ABS				
	1.6 i 16V Cabrio	02.95	07.00	- ABS				
	1.6 i 16V Kombi	02.95	07.00	- ABS				
1.6 i 16V Lim.	02.95	07.00	- ABS					
1.8 D	02.95	07.00	- ABS					
1.8 TD	02.95	07.00	- ABS					
1.3 i Kombi	02.95	02.99	+ ABS	03.0137-0338.2	650338	+ 8" Bremse ²⁾	203 x 38 HEB	
1.3 i Lim.	02.95	02.99	+ ABS		650346			+ 8" Bremse ²⁾
1.4 i Kombi	02.95	02.99	+ ABS	03.0137-9251.2	669251	+ 8" Bremse ²⁾	Bremsbacken-Zubehör	
1.4 i Lim.	02.95	02.99	+ ABS		669177			+ 8" Bremse ²⁾
1.6 i 16V Cabrio	02.95	07.00	+ ABS					
1.6 i 16V Kombi	02.95	07.00	+ ABS					
1.6 i 16V Lim.	02.95	07.00	+ ABS					
1.8 D	02.95	07.00	- ABS	03.0137-0338.2	650338	+ 8" Bremse ²⁾	203 x 38 HEB	
1.8 i 16V	02.95	07.00	- ABS		669251			+ 8" Bremse ²⁾
1.8 i 16V Cabrio	02.95	07.00	- ABS	03.0137-9177.2	669177	+ 8" Bremse ²⁾	Bremsbacken-Zubehör	
1.8 TD	02.95	07.00	- ABS					
1.4 i Cabrio	02.95	02.99	+ ABS	03.0137-0346.2	650346	+ 8" Bremse ²⁾	203 x 38 HEB	
1.8 D	02.95	07.00	+ ABS		669251			+ 8" Bremse ²⁾
1.8 i 16V	02.95	07.00	+ ABS	03.0137-9177.2	669177	+ 8" Bremse ²⁾	Bremsbacken-Zubehör	
1.8 i 16V Cabrio	02.95	07.00	+ ABS					
1.8 TD	02.95	07.00	+ ABS					
2.0 i 16V Cosworth	02.95	02.99						
RS 2000	02.95	02.99						
1.4 i Kastenw.	02.95	02.99		03.0137-0282.2	650282	+ Kastenwagen ³⁾	229 x 45 HEB	
1.8 D Kastenw.	02.95	02.99			669184			+ Kastenwagen ³⁾
	1.3 i Kombi	02.95	02.99	- ABS	24.0218-0024.2	480079	+ 7" Bremse ¹⁾	180/181 x 44 - Lager
	1.3 i Lim.	02.95	02.99	- ABS		480206		
	1.4 i Cabrio	02.95	02.99	- ABS				
	1.4 i Kombi	02.95	02.99	- ABS				
	1.4 i Lim.	02.95	02.99	- ABS				
	1.6 i 16V Cabrio	02.95	07.00	- ABS				
	1.6 i 16V Kombi	02.95	07.00	- ABS				
	1.6 i 16V Lim.	02.95	07.00	- ABS				
	1.8 D	02.95	07.00	- ABS				
	1.8 TD	02.95	07.00	- ABS				
1.3 i Kombi	02.95	07.95	+ ABS	24.0220-3004.2	480023	+ 8" Bremse/ ohne Sensorring ⁴⁾	203/204 x 49	
1.3 i Lim.	02.95	07.95	+ ABS					
1.4 i Cabrio	02.95	07.95	+ ABS					
1.4 i Kombi	02.95	07.95	+ ABS					
1.4 i Lim.	02.95	07.95	+ ABS					
1.6 i 16V Cabrio	02.95	07.95	+ ABS					
1.6 i 16V Kombi	02.95	07.95	+ ABS					
1.6 i 16V Lim.	02.95	07.95	+ ABS					
1.8 D	02.95	07.95	+ ABS					
1.8 i 16V	02.95	07.95						
1.8 i 16V Cabrio	02.95	07.95						
1.8 TD	02.95	07.95	+ ABS					
2.0 i 16V Cosworth	02.95	07.95						
RS 2000	02.95	07.95						
1.3 i Kombi	08.95	02.99	+ ABS	24.0220-3009.2	480080	+ 8" Bremse/ ohne Sensorring ⁴⁾	203/204 x 49	
1.3 i Lim.	08.95	02.99	+ ABS					
1.4 i Cabrio	08.95	02.99	+ ABS					
1.4 i Kombi	08.95	02.99	+ ABS					
1.4 i Lim.	08.95	02.99	+ ABS					
1.6 i 16V Cabrio	08.95	07.00	+ ABS					
1.6 i 16V Kombi	08.95	07.00	+ ABS					
1.6 i 16V Lim.	08.95	07.00	+ ABS					
1.8 D	08.95	07.00	+ ABS					
1.8 i 16V	08.95	07.00						
1.8 i 16V Cabrio	08.95	07.00						
1.8 TD	08.95	07.00	+ ABS					
2.0 i 16V Cosworth	08.95	02.99						
RS 2000	08.95	02.99						
	1.4 i Cabrio	02.95	02.99	- ABS	03.0520-5519.3	695519	Abmessungen beachten	19,05/180x32 TopKit LUC
	1.6 i 16V Cabrio	02.95	07.95					
	1.8 D	02.95	07.95	- ABS				
	1.8 TD	02.95	07.95	- ABS				
1.3 i Kombi	02.95	02.99	+ ABS	03.0520-6422.3	696422	Abmessungen beachten	22,20/203x38 TopKit LUC	
1.3 i Lim.	02.95	02.99	+ ABS					
1.4 i Cabrio	02.95	02.99	+ ABS					
1.4 i Kombi	02.95	02.99	+ ABS					
1.4 i Lim.	02.95	02.99	+ ABS					
1.6 i 16V Cabrio	08.95	07.00						
1.6 i 16V Kombi	02.95	07.95	+ ABS					
1.6 i 16V Lim.	08.95	07.00						
1.8 D	02.95	07.00	+ ABS					
1.8 i 16V	02.95	07.95	+ ABS					
1.8 i 16V Cabrio	02.95	07.00	+ ABS					







¹⁾ + 7" brake / + freno de 7" / + frein de 7" / + freno de 7

²⁾ + 8" brake / + servofreno da 8" / + frein de 8" / + freno de 8"





















³⁾ + Van / + Furgone / + Fourgonnette / + Furgón

⁴⁾ + 8"brake/ without sensorring / + servofr.da 8"/senza sensori / + fr.de 8"/ sans secours ABS / + fr.8"/sin anillo sensor ABS



























FORD ESCORT VII (95-00)												
	1.8 TD			02.95	07.00	+ ABS		03.0520-6422.3	696422	Abmessungen beachten	22,20/203x38 TopKit LUC	
FORD FIESTA III (89-96)												
	1.0	33		03.89	12.95			13.0460-7073.2	607073	- belüftete Scheiben ¹⁾	21202 16,9 +	ATE
	1.1			05.89	11.96			13.0460-7071.2	607071	+ belüftete Scheiben ²⁾	20640 17,5 +	ATE
	1.3	44		03.89	11.96							
	1.3 Kastenw.			09.91	11.96							
	1.4			03.89	11.96							
	1.6			01.89	11.96							
	1.6 Turbo	96		03.90	10.92							
	1.6 XR2i			03.89	11.96							
	1.6i 16V	65		01.94	11.96							
	1.8 16V	77		02.92	11.96							
	1.8 D	44		05.89	11.96							
	1.8 D Kastenw.			09.91	11.96							
	1.8 XR2i	96		02.92	12.95							
	1.0	33		03.89	10.95			24.0110-0196.1	410196	- belüftete Scheiben ¹⁾	240 10,0 8,0 +B	
	1.1			05.89	10.95			24.0120-0147.1	420147	+ belüftete Scheiben ²⁾	240 20,0 18,0 V +B	
	1.3	44		03.89	10.95			24.0320-0147.1	520147	+ belüftete Scheiben ²⁾	240 20,0 18,0 V +B PD	
	1.3 Kastenw.			09.91	10.95							
	1.4			03.89	10.95							
	1.6			01.89	10.95							
	1.6 Turbo	96		03.90	10.92							
	1.6 XR2i			03.89	10.95							
	1.6i 16V	65		01.94	10.95							
	1.8 16V	77		02.92	10.95							
	1.8 D	44		05.89	10.95							
	1.8 D Kastenw.			09.91	10.95							
	1.8 XR2i	96		02.92	10.95							
	1.0	33		11.95	12.95			24.0112-0141.1	412141	- belüftete Scheiben ¹⁾	239 12,0 10,0 +B	
	1.1			11.95	11.96			24.0120-0147.1	420147	+ belüftete Scheiben ²⁾	240 20,0 18,0 V +B	
	1.3	44		11.95	11.96			24.0320-0147.1	520147	+ belüftete Scheiben ²⁾	240 20,0 18,0 V +B PD	
	1.3 Kastenw.			11.95	11.96							
	1.4			11.95	11.96							
	1.6			11.95	11.96							
	1.6 XR2i			11.95	11.96							
	1.6i 16V	65		11.95	11.96							
	1.8 16V	77		11.95	11.96							
	1.8 D	44		11.95	11.96							
	1.8 D Kastenw.			11.95	11.96							
	1.8 XR2i	96		11.95	12.95							
	1.0	33		03.89	12.95	- SCS		03.0137-0235.2	650235		180 x 32 AUT	
	1.1			05.89	11.96	- SCS		03.0137-9121.2	669121		Bremsbacken-Zubehör	
	1.3	44		03.89	11.96	- SCS						
	1.4			03.89	11.96	- SCS						
	1.8 D	44		05.89	11.96	- SCS						
	1.0	33		03.89	12.95	+ SCS		03.0137-0236.2	650236		203 x 39 AUT	
	1.1			05.89	11.96	+ SCS		03.0137-9120.2	669120		Bremsbacken-Zubehör	
	1.3	44		03.89	11.96	+ SCS						
	1.3 Kastenw.			09.91	11.96							
	1.4			03.89	11.96	+ SCS						
	1.6			01.89	11.96							
	1.6 Turbo	96		03.90	10.92							
	1.6 XR2i			03.89	11.96							
	1.6i 16V	65		01.94	11.96							
	1.8 16V	77		02.92	11.96							
	1.8 D	44		05.89	11.96	+ SCS						
	1.8 D Kastenw.			09.91	11.96							
	1.8 XR2i	96		02.92	12.95							
	1.0	33		03.89	12.95	- SCS		24.0218-0024.2	480079	ohne Sensorring ³⁾	180/181 x 44 - Lager	
	1.1			05.89	11.96	- SCS		24.0218-0724.2	480206	ohne Sensorring ³⁾	180/181 x 44 + Lager	
	1.3	44		03.89	11.96	- SCS						
	1.4			03.89	11.96	- SCS						
	1.8 D	44		05.89	11.96	- SCS						
	1.0	33		03.89	12.95	+ SCS		24.0220-3002.2	480021	ohne Sensorring ³⁾	203/204 x 46,5	
	1.1			05.89	11.96	+ SCS						
	1.3	44		03.89	11.96	+ SCS						
	1.4			03.89	11.96	+ SCS						
	1.6			01.89	11.96							
	1.6 Turbo	96		03.90	10.92							
	1.6 XR2i			03.89	11.96							
	1.6i 16V	65		01.94	11.96							
	1.8 16V	77		02.92	11.96							
	1.8 D	44		05.89	11.96	+ SCS						
	1.8 XR2i	96		02.92	12.95							
	1.3 Kastenw.			09.91	11.96			24.0220-3008.2	480075		203/204 x 45	
	1.8 D Kastenw.			09.91	11.96							
	1.0	33		03.89	12.93	- SCS		03.0520-1417.3	691417		17,46/180x32 TopKit	BDX
	1.1			05.89	12.93	- SCS						
	1.3	44		03.89	12.93	- SCS						
	1.4			03.89	12.93	- SCS						
	1.8 D	44		05.89	11.96	- SCS						
	1.0	33		01.94	12.95	- SCS		03.0520-4419.3	694419		19,05/180x32 TopKit	
	1.1			01.94	11.96	- SCS						

1) - ventilated discs / - dischi ventilati / - disques ventilés / - disco ventilado
2) + ventilated discs / + dischi ventilati / + disques ventilés / + disco ventilado
3) without sensor ring / senza sensori / sans secours ABS / sin anillo sensor ABS



















								
FORD FIESTA III (89-96)								
	1.3 1.4	44		01.94 11.96 - SCS 01.94 11.96 - SCS	03.0520-4419.3	694419		19,05/180x32 TopKit
	1.0 1.1 1.3 1.3 Kastenw. 1.4 1.6 1.6 Turbo 1.6 XR2i 1.6i 16V 1.8 16V 1.8 D 1.8 D Kastenw. 1.8 XR2i	33 44 44 96 65 77 44 96		03.89 12.95 + SCS 05.89 11.96 + SCS 03.89 11.96 + SCS 09.91 01.94 + SCS 03.89 11.96 + SCS 01.89 11.96 + SCS 03.90 10.92 + SCS 03.89 11.96 + SCS 01.94 11.96 + SCS 02.92 11.96 + SCS 05.89 11.96 + SCS 09.91 01.94 02.92 12.95 + SCS	03.0420-2922.3	682922		22,20/203x39 Kit BDX
FORD FIESTA IV (96-02)								
	1.25 i 16V 1.3 i Lim. 1.8 D Lim.	55		01.96 01.00 + Schaltgetriebe ¹⁾ 01.96 01.00 01.96 01.00	13.0460-7073.2	607073		21202 16,9 + ATE
	1.25 i 16V 1.3 i Kastenw. 1.4 i 16V 1.6 i 16V 1.8 D Kastenw.	55 44 66 76		01.96 01.00 + Automatikgetriebe ²⁾ 01.96 01.00 02.96 01.00 10.99 01.00 01.96 01.00	13.0460-7071.2	607071		20640 17,5 + ATE
	1.25 i 16V 1.3 i 1.4 i 16V 1.6 1.6 i 16V 1.8 D 1.8 DI	55 66 65 76 44 55		02.00 03.02 02.00 03.02 02.00 03.02 02.00 03.02 02.00 03.02 02.00 03.02 03.00 03.02	13.0460-7148.2 13.0460-7142.2	607148 607142	- ABS + ABS	23200 18,0 + 23604 18,3 + ATE ATE
	1.25 i 16V 1.3 i Lim. 1.8 D Lim.	55		01.96 01.00 + Schaltgetriebe ¹⁾ 01.96 01.00 01.96 01.00	24.0112-0141.1 24.0312-0141.1	412141 512141		239 12,0 10,0 +B 239 12,0 10,0 +B PD
	1.25 i 16V 1.3 i Kastenw. 1.4 i 16V 1.6 i 16V 1.8 D Kastenw.	55 44 66 76		01.96 01.00 + Automatikgetriebe ²⁾ 01.96 01.00 02.96 01.00 10.99 01.00 01.96 01.00	24.0120-0147.1 24.0320-0147.1	420147 520147		240 20,0 18,0 V +B 240 20,0 18,0 V +B PD
	1.25 i 16V 1.3 i 1.4 i 16V 1.6 1.6 i 16V 1.8 D 1.8 DI	55 66 65 76 44 55		02.00 03.02 02.00 03.02 02.00 03.02 02.00 03.02 02.00 03.02 02.00 03.02 03.00 03.02	24.0120-0147.1 24.0320-0147.1 24.0122-0172.1 24.0322-0172.1	420147 520147 422172 522172	- ABS - ABS + ABS + ABS	240 20,0 18,0 V +B 240 20,0 18,0 V +B PD 258 22,0 20,0 V +B 258 22,0 20,0 V +B PD
	1.25 i 16V 1.3 i Lim. 1.4 i 16V 1.6 1.6 i 16V 1.8 D Lim. 1.8 DI	55 66 65 76 55		01.96 03.02 01.96 03.02 02.96 03.02 02.00 03.02 10.99 03.02 01.96 03.02 03.00 03.02	24.0711-1367.1	360024	2 	Radsensor L=875
	1.3 i Kastenw. 1.8 D Kastenw.	44		01.96 03.02 01.96 03.02	24.0711-1367.1	360024	2 	Radsensor L=875
	1.25 i 16V 1.3 i Lim. 1.4 i 16V 1.8 D Lim.	55 66		01.96 11.98 01.96 11.98 02.96 11.98 01.96 11.98	24.0751-1173.3	360048	1 	Radsensor L=785/800
	1.25 i 16V 1.3 i Lim. 1.4 i 16V 1.6 1.6 i 16V 1.8 D Lim. 1.8 DI	55 66 65 76 55		12.98 03.02 12.98 03.02 12.98 03.02 02.00 03.02 10.99 03.02 12.98 03.02 03.00 03.02	24.0713-1121.3	360036	1 	Radsensor L=785/800
	1.3 i Kastenw. 1.8 D Kastenw.	44		01.96 03.02 01.96 03.02	24.0741-1118.3	360044	1 	Radsensor L=1300/2300
	1.25 i 16V 1.3 i Lim. 1.4 i 16V 1.6 i 16V 1.8 D Lim.	55 66 76		01.96 01.00 01.96 01.00 02.96 01.00 10.99 01.00 01.96 01.00	03.0137-0337.2 03.0137-9217.2	650337 669217		180 x 32 HEB Bremsbacken-Zubehör LUC LUC
	1.25 i 16V 1.3 i Lim. 1.4 i 16V 1.6 1.6 i 16V 1.8 D Lim. 1.8 DI Lim.	55 66 65 76		02.00 03.02 02.00 03.02 02.00 03.02 02.00 03.02 02.00 03.02 02.00 03.02 03.00 03.02	03.0137-0412.2 03.0137-0394.2 03.0137-9179.2 03.0137-9259.2	650412 650394 669179 669259	- ABS + ABS - ABS + ABS	180 x 32 HEB 203 x 38 HEB Bremsbacken-Zubehör AP Bremsbacken-Zubehör AP
	1.3 i Kastenw. 1.8 D Kastenw. 1.8 DI Kastenw.	44 55		01.96 03.02 01.96 03.02 03.00 03.02	03.0137-0338.2 03.0137-9177.2	650338 669177		203 x 38 HEB Bremsbacken-Zubehör

¹⁾ + manual transmission / + scatola cambio velocità / + transmission mécanique / + cambio de velocidad
²⁾ + autom.transmission / + scatola cambio automatico / + transmission automatique / + cambio automático


























													
FORD FIESTA IV (96-02)													
	1.25 i 16V	55		01.96	01.00	24.0218-0024.2	480079	ohne Sensorring ¹⁾ + ABS/ ohne Sensorring ²⁾	180/181 x 44 - Lager 180/181 x 44 + Lager				
	1.3 i Lim.			01.96	01.00	24.0218-0724.2	480206						
	1.4 i 16V	66		02.96	01.00			- ABS - ABS + ABS/ ohne Sensorring ²⁾	180/181 x 44 - Lager 180/181 x 44 + Lager 203/204 x 49				
	1.6 i 16V	76		10.99	01.00								
	1.8 D Lim.			01.96	01.00								
	1.25 i 16V	55		02.00	03.02	24.0218-0024.2	480079						
	1.3 i Lim.			02.00	03.02	24.0218-0724.2	480206						
	1.4 i 16V	66		02.00	03.02	24.0220-3009.2	480080						
	1.6	65		02.00	03.02								
	1.6 i 16V	76		02.00	03.02								
	1.8 D Lim.			02.00	03.02								
	1.8 DI	55		03.00	03.02								
	1.3 i Kastenw.	44		01.96	03.02	24.0220-3008.2	480075		203/204 x 45				
	1.8 D Kastenw.			01.96	03.02								
	1.25 i 16V	55		01.96	01.00	03.0520-3617.3	693617		17,78/180x32 TopKit LUC				
	1.3 i Lim.			01.96	01.00								
	1.8 D Lim.			01.96	01.00								
	1.25 i 16V	55		02.00	03.02					03.0520-6219.3	696219	- ABS	19,05/180x32 TopKit AP
	1.3 i Lim.			02.00	03.02					03.0520-6319.3	696319	+ ABS	19,05/203x38 TopKit AP
	1.8 D Lim.			02.00	03.02								
	1.8 DI Lim.			03.00	03.02								
	1.25 i 16V	55		01.96	03.02	03.0520-5519.3	695519		19,05/180x32 TopKit LUC				
	1.4 i 16V	66		02.96	03.02								
	1.6	65		02.00	03.02								
1.6 i 16V	76		10.99	03.02									
1.3 i Kastenw.	44		01.96	03.02	03.0520-6422.3					696422		22,20/203x38 TopKit LUC	
	1.8 D Kastenw.			01.96	03.02								
	1.8 DI Kastenw.	55		03.00	03.02								
FORD FIESTA V (02-08)													
	1.25 i 16V	51		03.03	08.08	13.0460-7142.2	607142		23604 18,3 + ATE				
	1.25 i 16V	55		05.02	08.08								
	1.3 i	44		04.02	08.08								
	1.3 i	51		04.02	08.08								
	1.4 i 16V	59		04.02	08.08								
	1.4 TDCi	50		04.02	08.08								
	1.6 i 16V	74		04.02	08.08								
	1.6 TDCi	66		10.04	08.08								
	ST 150	110		11.04	08.08					13.0460-7186.2	607186		23440 17,6 + ATE
		1.25 i 16V	51		03.03					08.08	24.0122-0172.1	422172	
1.25 i 16V		55		05.02	08.08	24.0322-0172.1	522172						
1.3 i		44		04.02	08.08								
1.3 i		51		04.02	08.08								
1.4 i 16V		59		04.02	08.08								
1.4 TDCi		50		04.02	08.08								
1.6 i 16V		74		04.02	08.08								
1.6 TDCi		66		10.04	08.08								
ST 150		110		11.04	08.08								
		1.25 i 16V	51		03.03	08.08	24.0711-5138.1	360110	2 	Radsensor L=775			
	1.25 i 16V	55		05.02	08.08								
	1.3 i	44		04.02	08.08								
	1.3 i	51		04.02	08.08								
	1.4 i 16V	59		04.02	08.08								
	1.4 TDCi	50		04.02	08.08								
	1.6 i 16V	74		04.02	08.08								
	1.6 TDCi	66		10.04	08.08								
	ST 150	110		11.04	08.08								
		ST 150	110		11.04	08.08					13.0460-2835.2	602835	
ST 150		110		11.04	08.08	24.0110-0115.1	410115		253 10,2 8,9 +B				
	1.25 i 16V	51		03.03	08.08	24.0711-6118.3	360188	1 	Radsensor L=937/958				
	1.25 i 16V	55		05.02	08.08								
	1.3 i	44		04.02	08.08								
	1.3 i	51		04.02	08.08								
	1.4 i 16V	59		04.02	08.08								
	1.4 TDCi	50		04.02	08.08								
	1.6 i 16V	74		04.02	08.08								
	1.6 TDCi	66		10.04	08.08								
	ST 150	110		11.04	08.08								
		1.25 i 16V	51		03.03					08.08	03.0137-0394.2	650394	
1.25 i 16V		55		05.02	08.08	03.0137-9259.2	669259						
1.3 i		44		04.02	08.08								
1.3 i		51		04.02	08.08								
1.4 i 16V		59		04.02	08.08								
1.4 TDCi		50		04.02	08.08								
1.6 i 16V		74		04.02	08.08								
1.6 TDCi		66		10.04	08.08								
ST 150		110		11.04	08.08								
		1.25 i 16V	51		03.03	08.08	24.0220-3026.2	480175	ohne Sensorring ¹⁾ mit Sensorring ⁵⁾	203/204,3 x 44,5 - Lager 203/204,3 x 44,5 + Lager			
	1.25 i 16V	55		05.02	08.08	24.0220-3726.2					480216		
	1.3 i	44		04.02	08.08								
	1.3 i	51		04.02	08.08								
	1.4 i 16V	59		04.02	08.08								
	1.4 TDCi	50		04.02	08.08								






















¹⁾ without sensor ring / senza sensori / sans secours ABS / sin anillo sensor ABS
²⁾ + ABS/ without sensor ring / + ABS/ senza sensore / + ABS/ sans secours ABS / + ABS/ sin anillo sensor ABS
³⁾ + manual transmission / + scatola cambio velocità / + transmission mécanique / + cambio de velocidad
⁴⁾ + autom.transmission / + scatola cambio automatico / + transmission automatique / + cambio automático
⁵⁾ with sensor ring / con sensori / avec secours ABS / con anillo sensor ABS

										
FORD FIESTA V (02-08)										
	1.6 i 16V 1.6 TDCi	74 66		04.02 10.04	08.08 08.08	24.0220-3026.2 24.0220-3726.2	480175 480216	ohne Sensorring ¹⁾ mit Sensorring ²⁾	203/204,3 x 44,5 - Lager 203/204,3 x 44,5 + Lager	
	1.25 i 16V 1.25 i 16V 1.3 i 1.3 i 1.4 i 16V 1.4 TDCi 1.6 i 16V 1.6 TDCi	51 55 44 51 59 50 74 66		03.03 05.02 04.02 04.02 04.02 04.02 04.02 10.04	08.08 08.08 08.08 08.08 08.08 08.08 08.08 08.08	03.0520-6319.3	696319		19,05/203x38 TopKit AP	
FORD FIESTA VI (08-)										
	1.0 1.0 1.0 EcoBoost 1.0 EcoBoost 1.0 Sport EcoBoost 1.25 i 16V 1.25 i 16V 1.4 Duratec LPG 1.4 i 16V 1.4 TDCi 1.4 TDCi 1.5 TDCi 1.5 TDCi 1.6 TDCi 1.6 TDCi 1.6 TDCi 1.6 TDCi 1.6 Ti-VCT 1.6 Ti-VCT 1.6 Ti-VCT	48 59 74 92 103 44 60 71 50 51 55 70 55 66 70 77 88 99		10.12 10.12 10.12 10.12 05.14 09.08 09.08 06.09 09.08 01.09 07.10 10.12 05.15 09.08 09.08 02.10 10.12 09.08 12.10			13.0460-5794.2	605794		24283 15,5 +/-WK/Zub/S LUC
	1.0 1.0 1.0 EcoBoost 1.0 EcoBoost 1.0 Sport EcoBoost 1.25 i 16V 1.25 i 16V 1.4 Duratec LPG 1.4 i 16V 1.4 TDCi 1.4 TDCi 1.5 TDCi 1.5 TDCi 1.6 TDCi 1.6 TDCi 1.6 TDCi 1.6 TDCi 1.6 Ti-VCT 1.6 Ti-VCT 1.6 Ti-VCT 1.6 EcoBoost ST	48 59 74 92 103 44 60 71 50 51 55 70 55 66 70 77 88 99 134		10.12 10.12 10.12 10.12 05.14 09.08 09.08 06.09 09.08 01.09 07.10 10.12 05.15 09.08 09.08 02.10 10.12 09.08 12.10 01.13		24.0123-0113.1 24.0323-0113.1	423113 523113		258 23,0 21,0 V L +B 258 23,0 21,0 V L +B PD	
	1.6 EcoBoost ST	134		01.13		24.0123-0122.1	423122		278 23,0 21,0 V +B	
	1.6 EcoBoost ST	134		01.13		13.0460-2835.2	602835		23353 14,8 /WE/S LUC	
	1.6 EcoBoost ST	134		01.13		24.0110-0115.1	410115		253 10,2 8,9 +B	
	1.0 1.0 1.0 EcoBoost 1.0 EcoBoost 1.0 Sport EcoBoost 1.25 i 16V 1.25 i 16V 1.4 Duratec LPG 1.4 i 16V 1.4 TDCi 1.4 TDCi 1.5 TDCi 1.5 TDCi 1.6 TDCi 1.6 TDCi 1.6 TDCi 1.6 TDCi 1.6 Ti-VCT 1.6 Ti-VCT 1.6 Ti-VCT	48 59 74 92 103 44 60 71 50 51 55 70 55 66 70 77 88 99		10.12 10.12 10.12 10.12 05.14 09.08 09.08 06.09 09.08 01.09 07.10 10.12 05.15 09.08 09.08 02.10 10.12 09.08 12.10		03.0137-0497.2 03.0137-9304.2	650497 669304		200 x 32 HEB Bremsbacken-Zubehör	
	1.25 i 16V 1.25 i 16V 1.4 Duratec LPG 1.4 i 16V 1.4 TDCi 1.4 TDCi 1.6 TDCi 1.6 TDCi 1.6 TDCi	44 60 71 50 51 55 66 70		09.08 09.08 06.09 09.08 01.09 07.10 09.08 09.08 02.10		24.0220-0009.1	480317		200/201,5 x 40,0	

¹⁾ without sensor ring / senza sensori / sans secours ABS / sin anillo sensor ABS

²⁾ with sensor ring / con sensori / avec secours ABS / con anillo sensor ABS

								
FORD FIESTA VI (08-)								
	1.6 Ti-VCT 1.6 Ti-VCT	88 99		09.08 12.10		24.0220-0009.1 480317		200/201,5 x 40,0
	1.0 1.0 1.0 EcoBoost 1.0 EcoBoost 1.0 Sport EcoBoost 1.25 i 16V 1.25 i 16V 1.4 Duratec LPG 1.4 i 16V 1.4 TDCi 1.4 TDCi 1.5 TDCi 1.5 TDCi 1.6 TDCi 1.6 TDCi 1.6 TDCi 1.6 TDCi 1.6 Ti-VCT 1.6 Ti-VCT 1.6 Ti-VCT	48 59 74 92 103 44 60 71 50 51 55 70 55 66 70 77 88 99		10.12 10.12 10.12 10.12 05.14 09.08 09.08 06.09 09.08 01.09 07.10 10.12 05.15 09.08 09.08 02.10 10.12 09.08 12.10		03.0520-7619.3 697619		19,05/200x32 TopKit
FORD FOCUS I (98-04)								
	1.4 i 16V 1.6 i 16V 1.8 i 16V 1.8 TDCi 1.8 Turbo DI 2.0 i 16V ST 170 RS 2.0			10.98 09.04 10.98 09.04 10.98 09.04 03.01 09.04 10.98 09.04 10.98 09.04 03.02 09.04 10.02 09.04		13.0460-7121.2 607121 13.0460-7186.2 607186 13.0460-4832.2 604832		23154 19,0 + ATE 23440 17,6 + ATE 21381 18,0 + BRE
	1.4 i 16V 1.6 i 16V 1.8 i 16V 1.8 TDCi 1.8 Turbo DI 2.0 i 16V ST 170			10.98 09.04 10.98 09.04 10.98 09.04 03.01 09.04 10.98 09.04 10.98 09.04 03.02 09.04		24.0122-0172.1 422172 24.0322-0172.1 522172 24.0124-0198.1 424198		258 22,0 20,0 V +B 258 22,0 20,0 V +B PD 300 24,0 22,0 V
	1.4 i 16V 1.6 i 16V 1.8 i 16V 1.8 TDCi 1.8 Turbo DI 2.0 i 16V RS 2.0 ST 170			10.98 09.04 10.98 09.04 10.98 09.04 03.01 09.04 10.98 09.04 10.98 09.04 10.02 09.04 03.02 09.04		24.0711-5049.3 360028	2 	Radsensor L=841
	1.4 i 16V 1.6 i 16V 1.8 i 16V 1.8 TDCi 1.8 Turbo DI 2.0 i 16V RS 2.0 ST 170			10.98 09.04 10.98 09.04 10.98 09.04 03.01 09.04 10.98 09.04 10.98 09.04 10.02 09.04 03.02 09.04		13.0460-2835.2 602835		23353 14,8 /WE/S LUC
	1.4 i 16V 1.6 i 16V 1.8 i 16V 1.8 TDCi 1.8 Turbo DI 2.0 i 16V ST 170			10.98 09.04 10.98 09.04 10.98 09.04 03.01 09.04 10.98 09.04 10.98 09.04 03.02 09.04		24.0110-0115.1 410115 24.0310-0115.1 510115 24.0110-0313.1 410313		253 10,2 8,9 +B 253 10,2 8,9 +B PD 280 10,2 8,9
	1.4 i 16V 1.6 i 16V 1.8 i 16V 1.8 TDCi 1.8 Turbo DI 2.0 i 16V RS 2.0 ST 170			10.98 09.04 10.98 09.04 10.98 09.04 03.01 09.04 10.98 09.04 10.98 09.04 10.02 09.04 03.02 09.04		24.0711-6039.3 360029 24.0711-6040.3 360030	 - ESP  - ESP	Radsensor L=597 Radsensor L=637
	1.4 i 16V 1.6 i 16V 1.8 i 16V 1.8 TDCi 1.8 Turbo DI 2.0 i 16V RS 2.0 ST 170			10.98 09.04 10.98 09.04 10.98 09.04 03.01 09.04 10.98 09.04 10.98 09.04 10.02 09.04 03.02 09.04		24.0711-6039.3 360029	2  + ESP	Radsensor L=597
	1.4 i 16V 1.6 i 16V 1.8 i 16V 1.8 Turbo DI			10.98 09.04 10.98 09.04 10.98 09.04 10.98 09.04		03.0137-0356.2 650356 03.0137-9235.2 669235		203 x 38 HEB Bremsbacken-Zubehör

									
FORD FOCUS I (98-04)									
	1.4 i 16V 1.6 i 16V 1.8 i 16V 1.8 Turbo DI			10.98 09.04 10.98 09.04 10.98 09.04 10.98 09.04		24.0220-3020.2 480131 24.0220-3720.2 480210		ohne Sensorring ¹⁾ ohne Sensorring ¹⁾	203/204,3 x 44,5 - Lager 203/204,3 x 44,5 + Lager
	1.4 i 16V Lim. 1.6 i 16V Lim. 1.8 i 16V Lim. 1.8 Turbo DI Kombi			10.98 09.04 10.98 09.04 10.98 09.04 10.98 09.04		03.0520-6620.3 696620			20,64/203x38 TopKit LUC
	1.4 i 16V Kombi 1.6 i 16V Kombi 1.8 i 16V Kombi			10.98 09.04 10.98 09.04 10.98 09.04		03.0520-6222.3 696222			22,20/203x38 TopKit
	1.8 Turbo DI Lim.			10.98 09.04		03.0520-5919.3 695919			19,05/203x38 TopKit
FORD FOCUS II (05-11)									
	1.4 i 16V 1.6 i 16V 1.6 TDCi 1.6 TDCi 1.6 Ti VCT 1.8 i 16V 1.8 TDCi 2.0 i 16V 2.0 TDCi 2.0 TDCi 2.5 ST	59 74 66 85 92 85 107 81 166		10.04 02.11 10.04 02.11 10.04 02.11 01.05 02.11 10.04 02.11 01.06 02.11 01.05 02.11 10.04 02.11 10.04 02.11 02.08 02.11 10.05 02.11		13.0460-7193.2 607193 13.0470-7193.2 LD7193			23723 18,1 + ATE 23723 18,1 + ATE
	1.4 i 16V 1.6 i 16V 1.6 TDCi 1.6 TDCi 1.6 Ti VCT 1.8 i 16V 1.8 TDCi 2.0 i 16V 2.0 TDCi 2.0 TDCi 2.5 ST	59 74 66 85 92 85 107 81 166		10.04 02.11 10.04 02.11 10.04 02.11 01.05 02.11 10.04 02.11 01.06 02.11 01.05 02.11 10.04 02.11 10.04 02.11 02.08 02.11 10.05 12.10		24.0125-0117.1 425117 24.0325-0117.1 525117			278 25,0 23,0 V L +B 278 25,0 23,0 V L +B PD
	1.4 i 16V 1.6 i 16V 1.6 TDCi 1.6 TDCi 1.6 Ti VCT 1.8 i 16V 1.8 TDCi 2.0 i 16V 2.0 TDCi 2.0 TDCi 2.5 RS 2.5 RS 500 2.5 ST	59 74 66 85 92 85 107 81 224 257 166		10.04 11.10 10.04 11.10 10.04 11.10 01.05 11.10 10.04 11.10 01.06 11.10 01.05 11.10 10.04 11.10 10.04 11.10 02.08 11.10 01.09 11.10 05.10 11.10 10.05 11.10		24.0711-5123.3 360065 24.0711-5133.3 360095	2  - ESP 2  + ESP		Radsensor Radsensor
	1.4 i 16V 1.6 i 16V 1.6 TDCi 1.6 TDCi 1.6 Ti VCT 1.8 i 16V 1.8 TDCi 2.0 i 16V 2.0 TDCi 2.0 TDCi 2.5 RS 2.5 RS 500 2.5 ST	59 74 66 85 92 85 107 81 224 257 166		12.10 02.11 12.10 02.11 12.10 02.11 12.10 02.11 12.10 02.11 12.10 02.11 12.10 02.11 12.10 02.11 12.10 02.11 12.10 02.11 12.10 02.11 12.10 02.11 12.10 02.11		24.0711-5357.3 360354 24.0711-5133.3 360095	2  - ESP 2  + ESP		Radsensor Radsensor
	1.4 i 16V 1.6 i 16V 1.6 TDCi 1.6 TDCi 1.6 Ti VCT 1.8 i 16V 1.8 TDCi 2.0 i 16V 2.0 TDCi 2.0 TDCi 2.5 RS 2.5 RS 500 2.5 ST	59 74 66 85 92 85 107 81 224 257 166		10.04 02.11 10.04 02.11 10.04 02.11 01.05 02.11 10.04 02.11 01.06 02.11 01.05 02.11 10.04 02.11 10.04 02.11 02.08 02.11 01.09 02.11 05.10 02.11 10.05 02.11		13.0460-7195.2 607195 13.0470-7195.2 LD7195			23482 16,6 + ATE 23482 16,6 + ATE
	2.5 RS 2.5 RS 500	224 257		01.09 02.11 05.10 02.11		13.0460-2723.2 602723 13.0470-2723.2 LD2723			24537 16,1 /Zub/S LUC 24537 16,1 /Zub/S LUC
	1.4 i 16V 1.6 i 16V 1.6 TDCi 1.6 TDCi 1.6 Ti VCT 1.8 i 16V 1.8 TDCi 2.0 i 16V 2.0 TDCi	59 74 66 85 92 85 107		10.04 02.11 10.04 02.11 10.04 02.11 01.05 02.11 10.04 02.11 01.06 02.11 01.05 02.11 10.04 02.11 10.04 02.11		24.0111-0155.1 411155 24.0311-0155.1 511155			265 11,0 9,0 +B 265 11,0 9,0 +B PD
	1.8 TDCi 2.0 i 16V 2.0 TDCi	85 107		01.05 02.11 10.04 02.11 10.04 02.11		24.0111-0158.1 411158 24.0311-0158.1 511158			280 11,0 9,0 +B 280 11,0 9,0 +B PD

¹⁾ without sensor ring / senza sensori / sans secours ABS / sin anillo sensor ABS
















FORD FOCUS II (05-11)

	2.0 TDCi 2.5 ST	81 166		02.08 10.05	02.11 02.11	24.0111-0158.1 24.0311-0158.1	411158 511158		280 11,0 9,0 +B 280 11,0 9,0 +B PD
	2.5 RS 2.5 RS 500	224 257		01.09 05.10	02.11 02.11	24.0111-0145.1	411145		302 10,9 9,0 +B
	1.4 i 16V 1.6 i 16V 1.6 TDCi 1.6 TDCi 1.6 Ti VCT 1.8 i 16V 1.8 TDCi 2.0 i 16V 2.0 TDCi 2.5 RS 2.5 RS 500 2.5 ST	59 74 66 85 92 85 107 81 224 257 166		10.04 10.04 10.04 10.05 10.04 01.06 01.05 10.04 10.04 02.08 01.09 05.10 10.05	02.11 02.11 02.11 02.11 02.11 02.11 02.11 02.11 02.11 02.11 02.11 02.11	24.0711-6220.3	360256	2	Radsensor
	1.4 i 16V	59		10.04	02.11	03.0137-0467.2 03.0137-9279.2	650467 669279		228 x 42 HEB Bremsbacken-Zubehör
	1.4 i 16V	59		10.04	02.11	24.0222-8035.1	480188		229/230,3 x 50
	1.4 i 16V	59		10.04	02.11	03.0520-8120.3	698120		20,64/228x42 TopKit AP

FORD FOCUS III (11-)

	1.0 EcoBoost 1.0 EcoBoost 1.5 EcoBoost 1.5 EcoBoost 1.5 TDCi 1.5 TDCi 1.5 TDCi ECOnetic 1.6 EcoBoost 1.6 EcoBoost 1.6 Flexifuel 1.6 LPG 1.6 TDCi 1.6 TDCi 1.6 TDCi ECOnetic 1.6 Ti-VCT 1.6 Ti-VCT 1.6 Ti-VCT 1.6 Ti-VCT 1.6 Ti-VCT Flexifuel 2.0 2.0 TDCi 2.0 TDCi 2.0 TDCi 2.0 TDCi 2.0 TDCi 2.0 TDCi	74 92 110 134 70 88 77 110 134 110 88 70 85 77 63 77 88 92 88 110 85 100 103 110 120 136		02.12 02.12 09.14 09.14 09.14 09.14 09.14 03.11 03.11 07.13 02.12 03.11 03.11 04.12 08.11 03.11 02.12 03.11 03.11 03.11 11.14 03.11 11.14		13.0460-7193.2 13.0470-7193.2	607193 LD7193		23723 18,1 + 23723 18,1 + ATE ATE
	1.5 EcoBoost 1.5 EcoBoost 1.5 TDCi 1.5 TDCi 1.5 TDCi ECOnetic 1.6 EcoBoost 1.6 EcoBoost 1.6 Flexifuel 2.0 2.0 TDCi 2.0 TDCi 2.0 TDCi 2.0 TDCi 2.0 TDCi 2.0 TDCi	110 134 70 88 77 110 134 110 110 85 100 103 110 120 136		09.14 09.14 09.14 09.14 09.14 03.11 03.11 07.13 10.13 03.11 03.11 03.11 11.14 03.11 11.14		24.0125-0162.1 24.0325-0162.1	425162 525162		300 25,0 23,0 VL +B 300 25,0 23,0 VL +B PD
	1.0 EcoBoost 1.0 EcoBoost 1.6 LPG 1.6 TDCi 1.6 TDCi 1.6 TDCi ECOnetic 1.6 Ti-VCT 1.6 Ti-VCT 1.6 Ti-VCT 1.6 Ti-VCT 1.6 Ti-VCT Flexifuel Electric	74 92 88 70 85 77 63 77 88 92 88 107		02.12 02.12 02.12 03.11 03.11 04.12 08.11 03.11 02.12 03.11 03.11 07.13		24.0125-0199.1 24.0325-0199.1	425199 525199		278 25,0 23,0 VL +B 278 25,0 23,0 VL +B PD
	1.0 EcoBoost 1.0 EcoBoost 1.5 EcoBoost 1.5 EcoBoost 1.5 TDCi	74 92 110 134 70		02.12 02.12 09.14 09.14 09.14		24.0711-5357.3	360354	2	Radsensor



FORD FOCUS III (11-)									
									
					24.0711-5357.3	360354	2		Radsensor
	1.5 TDCi	88		09.14					
	1.5 TDCi ECOnetic	77		09.14					
	1.6 EcoBoost	110		03.11					
	1.6 EcoBoost	134		03.11					
	1.6 Flexifuel	110		07.13					
	1.6 LPG	88		02.12					
	1.6 TDCi	70		03.11					
	1.6 TDCi	85		03.11					
	1.6 TDCi ECOnetic	77		04.12					
	1.6 Ti-VCT	63		08.11					
	1.6 Ti-VCT	77		03.11					
	1.6 Ti-VCT	88		02.12					
	1.6 Ti-VCT	92		03.11					
	1.6 Ti-VCT Flexifuel	88		03.11					
	2.0	110		10.13					
	2.0 EcoBoost ST	184		06.12					
	2.0 TDCi	85		03.11					
	2.0 TDCi	100		03.11					
	2.0 TDCi	103		03.11					
	2.0 TDCi	110		11.14					
	2.0 TDCi	120		03.11					
	2.0 TDCi	136		11.14					
	Electric	107		07.13					
	1.0 EcoBoost	74		02.12	13.0460-7195.2	607195			23482 16,6 +
	1.0 EcoBoost	92		02.12	13.0470-7195.2	LD7195			23482 16,6 +
	1.5 EcoBoost	110		09.14					
	1.5 EcoBoost	134		09.14					
	1.5 TDCi	70		09.14					
	1.5 TDCi	88		09.14					
	1.5 TDCi ECOnetic	77		09.14					
	1.6 EcoBoost	110		03.11					
	1.6 EcoBoost	134		03.11					
	1.6 Flexifuel	110		07.13					
	1.6 LPG	88		02.12					
	1.6 TDCi	70		03.11					
	1.6 TDCi	85		03.11					
	1.6 TDCi ECOnetic	77		04.12					
	1.6 Ti-VCT	63		08.11					
	1.6 Ti-VCT	77		03.11					
	1.6 Ti-VCT	88		02.12					
	1.6 Ti-VCT	92		03.11					
	1.6 Ti-VCT Flexifuel	88		03.11					
	2.0	110		10.13					
	2.0 EcoBoost ST	184		06.12					
	2.0 TDCi	85		03.11					
	2.0 TDCi	100		03.11					
	2.0 TDCi	103		03.11					
	2.0 TDCi	110		11.14					
	2.0 TDCi	120		03.11					
	2.0 TDCi	136		11.14					
	1.0 EcoBoost	74		02.12	24.0111-0171.1	411171			271 11,0 9,0 +B
	1.0 EcoBoost	92		02.12	24.0311-0171.1	511171			271 11,0 9,0 +B PD
	1.5 EcoBoost	110		09.14					
	1.5 EcoBoost	134		09.14					
	1.5 TDCi	70		09.14					
	1.5 TDCi	88		09.14					
	1.5 TDCi ECOnetic	77		09.14					
	1.6 EcoBoost	110		03.11					
	1.6 EcoBoost	134		03.11					
	1.6 Flexifuel	110		07.13					
	1.6 LPG	88		02.12					
	1.6 TDCi	70		03.11					
	1.6 TDCi	85		03.11					
	1.6 TDCi ECOnetic	77		04.12					
	1.6 Ti-VCT	63		08.11					
	1.6 Ti-VCT	77		03.11					
	1.6 Ti-VCT	88		02.12					
	1.6 Ti-VCT	92		03.11					
	1.6 Ti-VCT Flexifuel	88		03.11					
	2.0	110		10.13					
	2.0 EcoBoost ST	184		06.12					
	2.0 TDCi	85		03.11					
	2.0 TDCi	100		03.11					
	2.0 TDCi	103		03.11					
	2.0 TDCi	110		11.14					
	2.0 TDCi	120		03.11					
	2.0 TDCi	136		11.14					
	Electric	107		07.13					
	1.0 EcoBoost	74		02.12	24.0711-6351.3	360358	2	+ Active City Stop	Radsensor
	1.0 EcoBoost	92		02.12	24.0711-6296.3	360357	2	- Active City Stop	Radsensor
	1.5 EcoBoost	110		09.14					
	1.5 EcoBoost	134		09.14					
	1.5 TDCi	70		09.14					
	1.5 TDCi	88		09.14					
	1.5 TDCi ECOnetic	77		09.14					
	1.6 EcoBoost	110		03.11					
	1.6 EcoBoost	134		03.11					





FORD FOCUS III (11-)



























	1.6 Flexifuel	110		07.13		24.0711-6351.3	360358	2	+ Active City Stop	Radsensor
	1.6 LPG	88		02.12		24.0711-6296.3	360357	2	- Active City Stop	Radsensor
	1.6 TDCi	70		03.11						
	1.6 TDCi	85		03.11						
	1.6 TDCi ECOnetic	77		04.12						
	1.6 Ti-VCT	63		08.11						
	1.6 Ti-VCT	77		03.11						
	1.6 Ti-VCT	88		02.12						
	1.6 Ti-VCT	92		03.11						
	1.6 Ti-VCT Flexifuel	88		03.11						
	2.0	110		10.13						
	2.0 EcoBoost ST	184		06.12						
	2.0 TDCi	85		03.11						
	2.0 TDCi	100		03.11						
	2.0 TDCi	103		03.11						
	2.0 TDCi	110		11.14						
	2.0 TDCi	120		03.11						
2.0 TDCi	136		11.14							
Electric	107		07.13							
	1.0 EcoBoost	74		02.12		03.0137-0512.2	650512			228 x 42 HEB
	1.0 EcoBoost	92		02.12						
	1.5 EcoBoost	110		09.14						
	1.5 EcoBoost	134		09.14						
	1.5 TDCi	70		09.14						
	1.5 TDCi	88		09.14						
	1.5 TDCi ECOnetic	77		09.14						
	1.6 EcoBoost	110		03.11						
	1.6 EcoBoost	134		03.11						
	1.6 Flexifuel	110		07.13						
	1.6 LPG	88		02.12						
	1.6 TDCi	70		03.11						
	1.6 TDCi	85		03.11						
	1.6 TDCi ECOnetic	77		04.12						
	1.6 Ti-VCT	63		08.11						
	1.6 Ti-VCT	77		03.11						
	1.6 Ti-VCT	88		02.12						
	1.6 Ti-VCT	92		03.11						
	1.6 Ti-VCT Flexifuel	88		03.11						
	2.0	110		10.13						
	2.0 TDCi	85		03.11						
	2.0 TDCi	100		03.11						
	2.0 TDCi	103		03.11						
2.0 TDCi	110		11.14							
2.0 TDCi	120		03.11							
2.0 TDCi	136		11.14							
Electric	107		07.13							

FORD FOCUS C-MAX (03-07)

	1.6 i 16V	74		08.03	03.07	13.0460-7193.2	607193			23723 18,1 + ATE
	1.6 TDCi	66		01.05	03.07	13.0470-7193.2	LD7193			23723 18,1 + ATE
	1.6 TDCi	80		08.03	03.07					
	1.6 Ti VCT	85		08.04	03.07					
	1.8 i 16V	88		08.03	03.07					
	1.8 i 16V	92		04.04	03.07					
	1.8 TDCi	85		01.05	03.07					
	2.0 i 16V	107		04.04	03.07					
	2.0 TDCi	100		08.03	03.07					
	1.6 i 16V	74		08.03	03.07	24.0125-0117.1	425117		+ 15"/16" Rad 1)	278 25,0 23,0 V L +B
	1.6 TDCi	66		01.05	03.07	24.0325-0117.1	525117		+ 15"/16" Rad 1)	278 25,0 23,0 V L +B PD
	1.6 TDCi	80		08.03	03.07	24.0125-0162.1	425162		+ 17" Rad 2)	300 25,0 23,0 V L +B
	1.6 Ti VCT	85		08.04	03.07	24.0325-0162.1	525162		+ 17" Rad 2)	300 25,0 23,0 V L +B PD
	1.8 i 16V	88		08.03	03.07					
	1.8 i 16V	92		04.04	03.07					
	1.8 TDCi	85		01.05	03.07					
	2.0 i 16V	107		04.04	03.07					
	2.0 TDCi	100		08.03	03.07					
	1.6 i 16V	74		08.03	03.07	24.0711-5123.3	360065	2	- ESP	Radsensor
	1.6 TDCi	66		01.05	03.07	24.0711-5133.3	360095	2	+ ESP	Radsensor
	1.6 TDCi	80		08.03	03.07					
	1.6 Ti VCT	85		08.04	03.07					
	1.8 i 16V	88		08.03	03.07					
	1.8 i 16V	92		04.04	03.07					
	1.8 TDCi	85		01.05	03.07					
	2.0 i 16V	107		04.04	03.07					
	2.0 TDCi	100		08.03	03.07					
	1.6 i 16V	74		08.03	03.07	13.0460-7195.2	607195			23482 16,6 + ATE
	1.6 TDCi	66		01.05	03.07	13.0470-7195.2	LD7195			23482 16,6 + ATE
	1.6 TDCi	80		08.03	03.07					
	1.6 Ti VCT	85		08.04	03.07					
	1.8 i 16V	88		08.03	03.07					
	1.8 i 16V	92		04.04	03.07					
	1.8 TDCi	85		01.05	03.07					
	2.0 i 16V	107		04.04	03.07					
	2.0 TDCi	100		08.03	03.07					
















1) + 15"/16" wheel / + ruota 15"/16" / + roue 15"/16" / + rueda 15"/16"

2) + 17" wheel / + ruota 17" / + roue 17" / + rueda 17"

									
FORD FOCUS C-MAX (03-07)									
	1.6 i 16V	74		08.03	03.07	24.0111-0155.1	411155	265 11,0 9,0 +B 265 11,0 9,0 +B PD	
	1.6 TDCi	66		01.05	03.07	24.0311-0155.1	511155		
	1.6 TDCi	80		08.03	03.07				
	1.6 Ti VCT	85		08.04	03.07				
	1.8 i 16V	88		08.03	03.07				
	1.8 i 16V	92		04.04	03.07				
	1.8 TDCi	85		01.05	03.07	24.0111-0158.1	411158		
2.0 i 16V	107		04.04	03.07	24.0311-0158.1	511158	280 11,0 9,0 +B 280 11,0 9,0 +B PD		
2.0 TDCi	100		08.03	03.07					
	1.6 i 16V	74		08.03	03.07	24.0711-6220.3	360256	2 	Radsensor
	1.6 TDCi	66		01.05	03.07				
	1.6 TDCi	80		08.03	03.07				
	1.6 Ti VCT	85		08.04	03.07				
	1.8 i 16V	88		08.03	03.07				
	1.8 i 16V	92		04.04	03.07				
	1.8 TDCi	85		01.05	03.07				
	2.0 i 16V	107		04.04	03.07				
	2.0 TDCi	100		08.03	03.07				
FORD FUSION (02-12)									
	1.25 i 16V	55		08.04	09.12	13.0460-7142.2	607142	23604 18,3 + ATE	
	1.4 i 16V	59		07.02	09.12				
	1.4 TDCi	50		07.02	09.12				
	1.6 i 16V	74		07.02	09.12				
	1.6 TDCi	66		10.04	09.12				
	1.25 i 16V	55		08.04	09.12	24.0122-0172.1	422172	258 22,0 20,0 V +B 258 22,0 20,0 V +B PD	
	1.4 i 16V	59		07.02	09.12	24.0322-0172.1	522172		
	1.4 TDCi	50		07.02	09.12				
	1.6 i 16V	74		07.02	09.12				
	1.6 TDCi	66		10.04	09.12				
	1.25 i 16V	55		08.04	09.12	24.0711-5139.1	360235	2 	Radsensor L=790
	1.4 i 16V	59		07.02	09.12				
	1.4 TDCi	50		07.02	09.12				
	1.6 i 16V	74		07.02	09.12				
	1.6 TDCi	66		10.04	09.12				
	1.25 i 16V	55		08.04	09.12	24.0711-6118.3	360188	1 	Radsensor L=937/958
	1.4 i 16V	59		07.02	09.12				
	1.4 TDCi	50		07.02	09.12				
	1.6 i 16V	74		07.02	09.12				
	1.6 TDCi	66		10.04	09.12				
	1.25 i 16V	55		08.04	09.12	03.0137-0394.2	650394	203 x 38 HEB Bremsbacken-Zubehör	
	1.4 i 16V	59		07.02	09.12	03.0137-9259.2	669259		
	1.4 TDCi	50		07.02	09.12				
	1.6 i 16V	74		07.02	09.12				
	1.6 TDCi	66		10.04	09.12				
	1.25 i 16V	55		08.04	09.12	24.0220-3026.2	480175	ohne Sensorring ¹⁾ mit Sensorring ²⁾	
	1.4 i 16V	59		07.02	09.12	24.0220-3726.2	480216		
	1.4 TDCi	50		07.02	09.12				
	1.6 i 16V	74		07.02	09.12				
	1.6 TDCi	66		10.04	09.12				
	1.25 i 16V	55		08.04	09.12	03.0520-6319.3	696319	19,05/203x38 TopKit AP	
	1.4 i 16V	59		07.02	09.12				
	1.4 TDCi	50		07.02	09.12				
	1.6 i 16V	74		07.02	09.12				
	1.6 TDCi	66		10.04	09.12				
FORD GALAXY I (95-06)									
	1.9 TDI	66		01.96	03.00	13.0460-7076.2	607076	21848 19,8 + ATE	
	1.9 TDI	81		10.97	03.00				
	2.0 i			09.95	04.01				
	2.3 i 16V			01.97	04.01				
	2.8 i V6	128		09.95	03.00				
	1.9 TDI	66		04.00	04.01	13.0460-7143.2	607143		21849 19,8 +/-WK ATE
1.9 TDI	85		04.00	04.01					
	1.9 TDI	66		05.01	04.06	13.0460-7154.2	607154	23418 19,4 +/-WK ATE	
	1.9 TDI	85		05.01	04.06				
	1.9 TDI	96		02.03	04.06				
	2.0 i			05.01	04.06	13.0460-7156.2	607156	23034 19,4 + ATE	
	2.3 i 16V			05.01	04.06				
	1.9 TDI	110		05.05	04.06	13.0460-7153.2	607153	23269 19,8 +/-WK ATE	
	2.8 i V6	150		04.00	04.06				
	1.9 TDI	66		01.96	04.01	24.0125-0114.1	425114	288 25,1 21,0 V L +S +B	
	1.9 TDI	81		10.97	03.00				
	1.9 TDI	85		04.00	04.01				
	2.0 i			09.95	04.01				
	2.3 i 16V			01.97	04.01				
	2.8 i V6	128		09.95	03.00				
	1.9 TDI	66		05.01	04.06	24.0126-0115.1	426115		300 26,0 22,0 V L +B
1.9 TDI	85		05.01	04.06					
1.9 TDI	96		02.03	04.06					
1.9 TDI	110		05.05	04.06					
2.0 i			05.01	04.06					
2.3 i 16V			05.01	04.06					
2.8 i V6	150		04.00	04.06	24.0126-0119.1	426119	313 25,9 22,0 V L +B		

¹⁾ without sensor ring / senza sensori / sans secours ABS / sin anillo sensor ABS

²⁾ with sensor ring / con sensori / avec secours ABS / con anillo sensor ABS

										
FORD GALAXY I (95-06)										
	1.9 TDI	66		01.96	08.97	24.0731-1183.3	360194	2	Radsensor L=460	
	2.0 i			09.95	08.97					
	2.3 i 16V			01.97	08.97					
	2.8 i V6	128		09.95	08.97					
	1.9 TDI	66		09.97	03.00	24.0713-1101.3	360143	2	Radsensor L=464	
	1.9 TDI	81		10.97	03.00					
	2.0 i			09.97	03.00					
	2.3 i 16V			09.97	03.00					
	2.8 i V6	128		09.97	03.00					
	1.9 TDI	66		04.00	10.02	24.0713-1128.3	360200		+ Leitung f. Warnkontakt ¹⁾	Radsensor L=474
1.9 TDI	85		04.00	10.02	24.0713-1127.3	360204		+ Leitung f. Warnkontakt ¹⁾	Radsensor L=474	
2.0 i			04.00	10.02						
2.3 i 16V			04.00	10.02						
2.8 i V6	150		04.00	10.02	24.0713-1128.3	360200		+ Leitung f. Warnkontakt ¹⁾	Radsensor L=474	
1.9 TDI	66		11.02	04.06	24.0711-6114.3	360281		- Leitung f. Warnkontakt ²⁾	Radsensor L=479	
1.9 TDI	85		11.02	04.06	24.0711-6115.3	360282		+ Leitung f. Warnkontakt ¹⁾	Radsensor L=479	
1.9 TDI	96		02.03	04.06						
1.9 TDI	110		05.05	04.06						
2.0 i			11.02	04.06						
2.3 i 16V			11.02	04.06						
2.8 i V6	150		11.02	04.06						
	1.9 TDI	66		01.96	03.00	13.0460-2819.2	602819		20961 17,6 /S	LUC
	1.9 TDI	81		10.97	03.00	13.0460-0072.2	610072		Belagsatz-Zubehör	LUC
	2.0 i			09.95	04.06					
	2.3 i 16V			01.97	04.06					
	2.8 i V6	128		09.95	03.00					
	1.9 TDI	66		04.00	04.06	13.0460-2859.2	602859		20961 17,2 +/WK/Zub/S	LUC
	1.9 TDI	85		04.00	04.06					
	1.9 TDI	96		02.03	04.06					
	1.9 TDI	110		05.05	04.06	13.0460-2872.2	602872		23446 16,5 +/WK/Zub/S	LUC
	2.8 i V6	150		04.00	04.06	13.0460-0225.2	610225		Belagsatz-Zubehör	
	1.9 TDI	66		01.96	04.06	24.0110-0223.1	410223		268 10,0 8,0 +S +B	
	1.9 TDI	81		10.97	03.00	24.0310-0223.1	510223		268 10,0 8,0 +S +B PD	
	1.9 TDI	85		04.00	04.06					
	1.9 TDI	96		02.03	04.06					
	1.9 TDI	110		05.05	04.06					
	2.0 i			09.95	04.06					
	2.3 i 16V			01.97	04.06					
	2.8 i V6	128		09.95	03.00					
	2.8 i V6	150		04.00	04.06	24.0113-0194.1	413194		294 13,5 11,5 +B	
		1.9 TDI	66		01.96	03.00	24.0713-1102.3	360144	2	Radsensor L=1026
1.9 TDI		81		10.97	03.00					
2.0 i				09.95	03.00					
2.3 i 16V				01.97	03.00					
2.8 i V6		128		09.95	03.00					
1.9 TDI		66		04.00	10.02	24.0713-1124.3	360201		+ Leitung f. Warnkontakt ¹⁾	Radsensor L=1026
1.9 TDI		85		04.00	10.02	24.0713-1125.3	360202		+ Leitung f. Warnkontakt ¹⁾	Radsensor L=1026
2.0 i				04.00	10.02					
2.3 i 16V				04.00	10.02					
1.9 TDI		66		11.02	04.06	24.0711-6111.3	360243	2	- Leitung f. Warnkontakt ²⁾	Radsensor L=1031
1.9 TDI	85		11.02	04.06						
1.9 TDI	96		02.03	04.06						
2.0 i			11.02	04.06						
2.3 i 16V			11.02	04.06						
1.9 TDI	110		05.05	04.06	24.0711-6111.3	360243		+ Leitung f. Warnkontakt ¹⁾	Radsensor L=1031	
					24.0711-6113.3	360228		+ Leitung f. Warnkontakt ¹⁾	Radsensor L=1031	
2.8 i V6	150		04.00	10.02	24.0713-1126.3	360203	2	+ Leitung f. Warnkontakt ¹⁾	Radsensor L=1026	
2.8 i V6	150		11.02	04.06	24.0711-6113.3	360228	2	+ Leitung f. Warnkontakt ¹⁾	Radsensor L=1031	
FORD GALAXY II (06-)										
	1.6 EcoBoost	118		02.11		13.0460-7228.2	607228		24123 20,3 +	ATE
	1.6 TDCi	85		02.11		13.0470-7228.2	LD7228		24123 20,3 +	ATE
	1.8 TDCi	74		04.06						
	1.8 TDCi	92		04.06						
	2.0 Flexifuel	107		05.06						
	2.0 i 16V	107		04.06						
	2.0 TDCi	85		10.07						
	2.0 TDCi	96		04.06						
	2.0 TDCi	100		05.06						
	2.0 TDCi	103		04.06						
	2.0 TDCi	120		03.10						
	2.2 TDCi	129		11.08						
	2.2 TDCi	147		07.10						
	2.3 i 16V	118		07.07						
	2.0 SCTi EcoBoost	149		03.10		13.0460-7243.2	607243		24142 20,6 +	ATE
2.2 TDCi	129		04.08	10.08	13.0470-7243.2	LD7243		24142 20,6 +	ATE	
	1.6 EcoBoost	118		02.11		24.0128-0154.1	428154		300 28,0 26,0 V L +S +B	
	1.6 TDCi	85		02.11						
	1.8 TDCi	74		04.06						
	1.8 TDCi	92		04.06						
	2.0 Flexifuel	107		05.06						
	2.0 i 16V	107		04.06						
	2.0 TDCi	85		10.07						
2.0 TDCi	96		04.06							

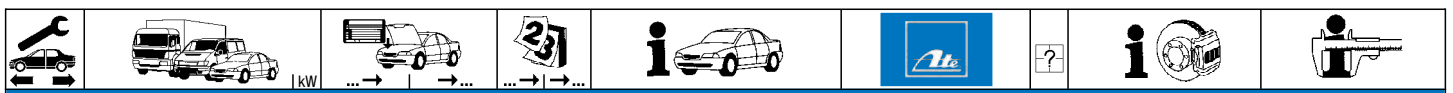
¹⁾ + cable f.br.pad wear indicat. / + cavo p.indic.usura guarn.fr. / + câbl.l'ind.d'usur.garnit.fr. / + cabl.p.indica.desg.guarn.fr.

²⁾ - cable f.br.pad wear indicat. / - cavo p.indic.usura guarn.fr. / - câbl.l'ind.d'usur.garnit.fr. / - cabl.p.indica.desg.guarn.fr.

FORD GALAXY II (06-)										
	2.0 TDCi	100		05.06		24.0128-0154.1	428154		300 28,0 26,0 V L +S +B	
	2.0 TDCi	103		04.06						
	2.0 TDCi	120		03.10						
	2.2 TDCi	129		11.08						
	2.2 TDCi	147		07.10						
	2.3 i 16V	118		07.07						
	2.0 SCTi EcoBoost	149		03.10		24.0128-0162.1	428162		316 28,0 26,0 V L +S +B	
	2.2 TDCi	129		04.08	10.08	24.0328-0162.1	528162		316 28,0 26,0 V L +S +B PD	
	1.6 EcoBoost	118		02.11		24.0711-5123.3	360065	2	Radsensor	
	1.6 TDCi	85		02.11						
	1.8 TDCi	74		04.06						
	1.8 TDCi	92		04.06						
	2.0 Flexifuel	107		05.06						
	2.0 i 16V	107		04.06						
	2.0 SCTi EcoBoost	149		03.10						
	2.0 TDCi	85		10.07						
	2.0 TDCi	96		04.06						
	2.0 TDCi	100		05.06						
	2.0 TDCi	103		04.06						
	2.0 TDCi	120		03.10						
	2.2 TDCi	129		04.08						
	2.2 TDCi	147		07.10						
	2.3 i 16V	118		07.07						
	1.6 EcoBoost	118		02.11		13.0460-2723.2	602723	+ mechanische Feststellbremse 1)	24537 16,1 /Zub/S LUC	
	1.6 TDCi	85		02.11		13.0470-2723.2	LD2723	+ mechanische Feststellbremse 1)	24537 16,1 /Zub/S LUC	
	1.8 TDCi	74		04.06		13.0460-2722.2	602722	+ elektrische Feststellbremse 2)	24496 17,3 /Zub/S LUC	
	1.8 TDCi	92		04.06		13.0470-2722.2	LD2722	+ elektrische Feststellbremse 2)	24496 17,3 /Zub/S LUC	
	2.0 Flexifuel	107		05.06						
	2.0 i 16V	107		04.06						
	2.0 SCTi EcoBoost	149		03.10						
	2.0 TDCi	85		10.07						
	2.0 TDCi	96		04.06						
	2.0 TDCi	100		05.06						
	2.0 TDCi	103		04.06						
2.0 TDCi	120		03.10							
2.2 TDCi	129		04.08							
	2.2 TDCi	147		07.10						
	2.3 i 16V	118		07.07						
	1.6 EcoBoost	118		02.11		24.0111-0145.1	411145		302 10,9 9,0 +B	
	1.6 TDCi	85		02.11						
	1.8 TDCi	74		04.06						
	1.8 TDCi	92		04.06						
	2.0 Flexifuel	107		05.06						
	2.0 i 16V	107		04.06						
	2.0 SCTi EcoBoost	149		03.10						
	2.0 TDCi	85		10.07						
	2.0 TDCi	96		04.06						
	2.0 TDCi	100		05.06						
	2.0 TDCi	103		04.06						
2.0 TDCi	120		03.10							
2.2 TDCi	129		04.08							
	2.2 TDCi	147		07.10						
	2.3 i 16V	118		07.07						
	1.6 EcoBoost	118		02.11		24.0711-6220.3	360256	2	Radsensor	
	1.6 TDCi	85		02.11						
	1.8 TDCi	74		04.06						
	1.8 TDCi	92		04.06						
	2.0 Flexifuel	107		05.06						
	2.0 i 16V	107		04.06						
	2.0 SCTi EcoBoost	149		03.10						
	2.0 TDCi	85		10.07						
	2.0 TDCi	96		04.06						
	2.0 TDCi	100		05.06						
	2.0 TDCi	103		04.06						
2.0 TDCi	120		03.10							
2.2 TDCi	129		04.08							
	2.2 TDCi	147		07.10						
	2.3 i 16V	118		07.07						
	1.0 i			11.96	01.00	13.0460-7073.2	607073		21202 16,9 + ATE	
	1.3 i			11.96	01.00					
	1.0 i			02.00	09.08	13.0460-7148.2	607148		23200 18,0 + ATE	
	1.3 i			02.00	09.08					
	1.6 i			08.03	09.08	13.0460-7142.2	607142		23604 18,3 + ATE	
		1.0 i			11.96	01.00	24.0112-0141.1	412141		239 12,0 10,0 +B
		1.3 i			11.96	01.00	24.0312-0141.1	512141		239 12,0 10,0 +B PD
		1.0 i			02.00	09.08	24.0120-0147.1	420147		240 20,0 18,0 V +B
		1.3 i			02.00	09.08	24.0320-0147.1	520147		240 20,0 18,0 V +B PD
		1.6 i			08.03	09.08	24.0122-0172.1	422172		258 22,0 20,0 V +B
							24.0322-0172.1	522172		258 22,0 20,0 V +B PD
	1.0 i			11.96	08.04	24.0711-1369.1	360026	2	Radsensor L=795	
	1.3 i			11.96	08.04					
	1.6 i			08.03	08.04					
	1.0 i			09.04	09.08	24.0711-6166.3	360139	2	Radsensor L=793	
	1.3 i			09.04	09.08					

1) + mechanical parking brake / + fr. stazionamento meccanico / + frein à main mécanique / + freno de mano mecánica

2) + electric parking brake / + freno a mano elettrico / + frein à main électrique / + freno de mano eléctrico




























FORD KA I (96-08)										
	1.6 i			09.04	09.08		24.0711-6166.3	360139	2	Radsensor L=793
	1.0 i			11.96	08.04		24.0751-1199.3	360053	1	Radsensor L=650/1540
	1.3 i			11.96	08.04					
	1.6 i			08.03	08.04		24.0751-1158.3	360098	1	Radsensor L=660/1575
	1.0 i			09.04	09.08		24.0711-6179.3	360140	1	Radsensor L=660/1586
	1.3 i			09.04	09.08					
	1.6 i			09.04	09.08					
	1.0 i			11.96	01.00		03.0137-0337.2	650337		180 x 32 HEB
	1.3 i			11.96	01.00		03.0137-9217.2	669217		Bremsbacken-Zubehör
	1.0 i			02.00	09.08		03.0137-0412.2	650412		180 x 32 HEB
	1.3 i			02.00	09.08		03.0137-9179.2	669179		Bremsbacken-Zubehör
	1.6 i			08.03	09.08		03.0137-0394.2	650394		203 x 38 HEB
							03.0137-9259.2	669259		Bremsbacken-Zubehör
	1.0 i			11.96	09.08		24.0218-0024.2	480079		180/181 x 44 - Lager
	1.3 i			11.96	09.08		24.0218-0724.2	480206		180/181 x 44 + Lager
	1.6 i			08.03	09.08		24.0220-3009.2	480080		ohne Sensorring ¹⁾
										203/204 x 49
	1.0 i			11.96	01.00		03.0520-5519.3	695519		19,05/180x32 TopKit
	1.3 i			11.96	01.00					LUC
	1.0 i			02.00	09.08		03.0520-6219.3	696219		19,05/180x32 TopKit
	1.3 i			02.00	09.08					AP
	1.6 i			08.03	09.08		03.0520-6319.3	696319		19,05/203x38 TopKit
										AP

FORD KA II (08-)										
	1.2 i 16V	51		10.08			13.0460-3838.2	603838		21436 17,0 /WK/Zub
							13.0470-3838.2	LD3838		BOS
	1.3 TDCi	55		10.08	10.10		13.0460-3846.2	603846		24072 17,9 +/WK/Zub/S
							13.0470-3846.2	LD3846		BOS
	1.2 i 16V	51		10.08			24.0111-0119.1	411119		241 11,0 9,2 +B
	1.3 TDCi	55		10.08			24.0120-0184.1	420184		241 20,0 18,2 V +B
	1.2 i 16V	51		10.08			24.0711-5221.3	360242	2	Radsensor L=1080
	1.3 TDCi	55		10.08						
	1.2 i 16V	51		10.08			24.0711-5220.3	360274	2	Radsensor L=706
	1.3 TDCi	55		10.08						
	1.2 i 16V	51		10.08	05.10		03.0137-0462.2	650462		180 x 32 HEB
	1.3 TDCi	55		10.08	05.10		03.0137-9303.2	669303		Bremsbacken-Zubehör
	1.2 i 16V	51		06.10			03.0137-0506.2	650506		180 x 32 HEB
	1.3 TDCi	55		06.10			03.0137-9247.2	669247		Bremsbacken-Zubehör
	1.2 i 16V	51		10.08			24.0218-0011.1	480006		180/181,4 x 40
	1.3 TDCi	55		10.08						
	1.2 i 16V	51		10.08	05.10		03.0520-8220.3	698220		20,64/180x32 TopKit
	1.3 TDCi	55		10.08	05.10					BDX

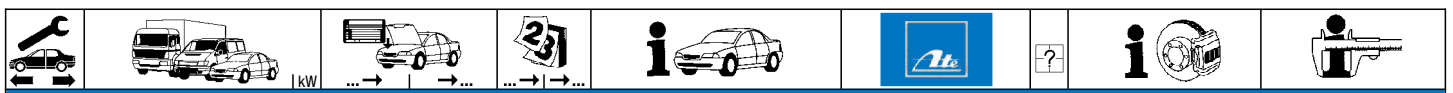
FORD KUGA I (08-12)										
	2.0 TDCi	100		04.08	12.12		13.0460-7193.2	607193		23723 18,1 +
	2.0 TDCi	103		03.10	12.12		13.0470-7193.2	LD7193		ATE
	2.0 TDCi 4x4	100		04.08	12.12					
	2.0 TDCi 4x4	103		03.10	12.12					
	2.0 TDCi 4x4	120		03.10	12.12					
	2.5 i	147		03.09	12.12					
	2.5 i 4x4	147		11.08	12.12					
	2.0 TDCi	100		04.08	12.12		24.0125-0162.1	425162		300 25,0 23,0 V L +B
	2.0 TDCi	103		03.10	12.12		24.0325-0162.1	525162		300 25,0 23,0 V L +B PD
	2.0 TDCi 4x4	100		04.08	12.12					
	2.0 TDCi 4x4	103		03.10	12.12					
	2.0 TDCi 4x4	120		03.10	12.12					
	2.5 i	147		03.09	12.12					
	2.5 i 4x4	147		11.08	12.12					
	2.0 TDCi	100		04.08	11.10		24.0711-5123.3	360065	2	Radsensor
	2.0 TDCi	103		03.10	11.10					
	2.0 TDCi 4x4	100		04.08	11.10					
	2.0 TDCi 4x4	103		03.10	11.10					
	2.0 TDCi 4x4	120		03.10	11.10					
	2.5 i	147		03.09	11.10					
	2.5 i 4x4	147		11.08	11.10					
	2.0 TDCi	100		12.10	12.12		24.0711-5357.3	360354	2	Radsensor
	2.0 TDCi	103		12.10	12.12					
	2.0 TDCi 4x4	100		12.10	12.12					
	2.0 TDCi 4x4	103		12.10	12.12					
	2.0 TDCi 4x4	120		12.10	12.12					
	2.5 i	147		12.10	12.12					
	2.5 i 4x4	147		12.10	12.12					
	2.0 TDCi	100		04.08	12.12		13.0460-2723.2	602723		24537 16,1 /Zub/S
	2.0 TDCi	103		03.10	12.12		13.0470-2723.2	LD2723		LUC
	2.0 TDCi 4x4	100		04.08	12.12					
	2.0 TDCi 4x4	103		03.10	12.12					
	2.0 TDCi 4x4	120		03.10	12.12					

¹⁾ without sensor ring / senza sensori / sans secours ABS / sin anillo sensor ABS

									
FORD KUGA I (08-12)									
	2.5 i 2.5 i 4x4	147 147		03.09 11.08	12.12 12.12	13.0460-2723.2 13.0470-2723.2	602723 LD2723	24537 16,1 /Zub/S 24537 16,1 /Zub/S	LUC LUC
	2.0 TDCi 2.0 TDCi 2.0 TDCi 4x4 2.0 TDCi 4x4 2.0 TDCi 4x4 2.5 i 2.5 i 4x4	100 103 100 103 120 147 147		04.08 03.10 04.08 03.10 03.10 03.09 11.08	12.12 12.12 12.12 12.12 12.12 12.12 12.12	24.0111-0145.1	411145	302 10,9 9,0 +B	
	2.0 TDCi 2.0 TDCi 2.5 i	100 103 147		04.08 03.10 03.09	12.12 12.12 12.12	24.0711-6220.3	360256	2 	Radsensor
	2.0 TDCi 4x4 2.0 TDCi 4x4 2.0 TDCi 4x4 2.5 i 4x4	100 103 120 147		04.08 03.10 03.10 11.08	12.12 12.12 12.12 12.12	24.0711-6144.3	360137	2 	Radsensor
FORD KUGA II (13-)									
	1.5 EcoBoost 1.6 EcoBoost	110 110		09.14 01.13		13.0460-7193.2 13.0470-7193.2	607193 LD7193	23723 18,1 + 23723 18,1 +	ATE ATE
	1.6 EcoBoost 1.6 EcoBoost 4x4	110 110		01.13 01.13		24.0125-0162.1 24.0325-0162.1	425162 525162	300 25,0 23,0 V L +B 300 25,0 23,0 V L +B PD	
	1.5 EcoBoost 1.5 EcoBoost 4x4 1.6 EcoBoost 1.6 EcoBoost 4x4 1.6 EcoBoost 4x4 2.0 TDCi 2.0 TDCi 2.0 TDCi 2.0 TDCi 2.0 TDCi 4x4 2.0 TDCi 4x4 2.0 TDCi 4x4 2.0 TDCi 4x4	110 134 110 110 134 85 88 103 110 103 110 120 132		09.14 09.14 01.13 01.13 01.13 03.13 09.14 01.13 09.14 03.13 09.14 01.13 09.14		24.0711-5357.3	360354	2 	Radsensor
	1.5 EcoBoost 1.5 EcoBoost 4x4 1.6 EcoBoost 1.6 EcoBoost 4x4 1.6 EcoBoost 4x4 2.0 TDCi 2.0 TDCi 2.0 TDCi 2.0 TDCi 2.0 TDCi 4x4 2.0 TDCi 4x4 2.0 TDCi 4x4 2.0 TDCi 4x4	110 134 110 110 134 85 88 103 110 103 110 120 132		09.14 09.14 01.13 01.13 01.13 03.13 09.14 01.13 09.14 03.13 09.14 01.13 09.14		13.0460-7195.2 13.0470-7195.2	607195 LD7195	23482 16,6 + 23482 16,6 +	ATE ATE
	1.5 EcoBoost 1.5 EcoBoost 4x4 1.6 EcoBoost 1.6 EcoBoost 4x4 1.6 EcoBoost 4x4 2.0 TDCi 2.0 TDCi 2.0 TDCi 2.0 TDCi 2.0 TDCi 4x4 2.0 TDCi 4x4 2.0 TDCi 4x4 2.0 TDCi 4x4	110 134 110 110 134 85 88 103 110 103 110 120 132		09.14 09.14 01.13 01.13 01.13 03.13 09.14 01.13 09.14 03.13 09.14 01.13 09.14		24.0111-0172.1	411172	280 11,0 9,0 +B	
	1.5 EcoBoost 1.5 EcoBoost 4x4 1.6 EcoBoost 1.6 EcoBoost 4x4 1.6 EcoBoost 4x4 2.0 TDCi 2.0 TDCi 2.0 TDCi 2.0 TDCi 2.0 TDCi 2.0 TDCi 4x4 2.0 TDCi 4x4 2.0 TDCi 4x4 2.0 TDCi 4x4	110 134 110 110 134 85 88 103 110 103 110 120 132		09.14 09.14 01.13 01.13 01.13 03.13 09.14 01.13 09.14 03.13 09.14 01.13 09.14		24.0711-6296.3 24.0711-6351.3	360357 360358	2  - Parkassistent ¹⁾ 2  + Parkassistent ²⁾	Radsensor Radsensor
FORD MAVERICK (93-96)									
	2.4 i 2.7 TD			02.93 02.93	09.96 09.96	13.0460-5959.2	605959	21481 15,5	LUC
	2.4 i 2.7 TD			02.93 02.93	09.96 09.96	24.0126-0109.1	426109	277 26,0 24,0 V	





















¹⁾ - parking assistant / - assistente di parcheggio / - assistance au stationnement / - asistente de aparcamiento
²⁾ + parking assistant / + assistente di parcheggio / + assistance au stationnement / + asistente de aparcamiento





FORD MAVERICK (93-96)										
	2.4 i 2.7 TD			02.93 02.93	09.96 09.96		03.0137-0376.2 03.0137-9169.2	650376 669169		254 x 58 HEB Bremsbacken-Zubehör
	2.4 i 2.7 TD			02.93 02.93	09.96 09.96		24.0225-4014.1	480155		254/255,5 x 65
FORD MAVERICK (97-98)										
	2.4 i 2.7 TD			10.96 10.96	03.98 03.98		13.0460-5959.2	605959		21481 15,5 LUC
	2.4 i 2.7 TD			10.96 10.96	03.98 03.98		24.0126-0109.1	426109		277 26,0 24,0 V
	2.4 i 2.7 TD			10.96 10.96	03.98 03.98		03.0137-0376.2 03.0137-9169.2	650376 669169		254 x 58 HEB Bremsbacken-Zubehör
	2.4 i 2.7 TD			10.96 10.96	03.98 03.98		24.0225-4014.1	480155		254/255,5 x 65
FORD MAVERICK (01-07)										
	2.0 i 16V 2.3 i 16V 3.0 i 24V 3.0 i V6	91 110 149 145		02.01 03.04 03.04 02.01	06.07 06.07 06.07 06.07	+ HA-Trommelbremse ¹⁾ + HA-Trommelbremse ¹⁾ + HA-Trommelbremse ¹⁾ + HA-Trommelbremse ¹⁾	13.0460-7205.2	607205		23787 19,0 + ATE
	2.0 i 16V 2.3 i 16V 3.0 i 24V 3.0 i V6	91 110 149 145		02.01 03.04 03.04 02.01	06.07 06.07 06.07 06.07	+ HA-Scheibenbremse ²⁾ + HA-Scheibenbremse ²⁾ + HA-Scheibenbremse ²⁾ + HA-Scheibenbremse ²⁾	13.0460-7234.2	607234		24438 16,1 + ATE
	2.0 i 16V 2.3 i 16V 3.0 i 24V 3.0 i V6	91 110 149 145		02.01 03.04 03.04 02.01	06.07 06.07 06.07 06.07	+ HA-Trommelbremse ¹⁾ + HA-Trommelbremse ¹⁾ + HA-Trommelbremse ¹⁾ + HA-Trommelbremse ¹⁾	24.0124-0735.1	424735		278 24,0 22,0 V +B
	2.0 i 16V 2.3 i 16V 3.0 i 24V 3.0 i V6	91 110 149 145		02.01 03.04 03.04 02.01	06.07 06.07 06.07 06.07	+ HA-Scheibenbremse ²⁾ + HA-Scheibenbremse ²⁾ + HA-Scheibenbremse ²⁾ + HA-Scheibenbremse ²⁾	24.0126-0151.1	426151		303 26,0 24,0 V +B
	2.0 i 16V 2.3 i 16V 3.0 i 24V 3.0 i V6	91 110 149 145		02.01 03.04 03.04 02.01	06.07 06.07 06.07 06.07		13.0460-7235.2	607235		24670 18,0 + ATE
	2.0 i 16V 2.3 i 16V 3.0 i 24V 3.0 i V6	91 110 149 145		02.01 03.04 03.04 02.01	06.07 06.07 06.07 06.07		24.0112-0181.1	412181		302 12,0 11,0 +B
	2.0 i 16V 2.3 i 16V 3.0 i 24V 3.0 i V6	91 110 149 145		02.01 03.04 03.04 02.01	06.07 06.07 06.07 06.07		03.0137-0416.2 03.0137-9262.2	650416 669262		229 x 43 Bremsbacken-Zubehör
FORD MONDEO I (93-96)										
	1.6 i 16V 1.8 i 16V 1.8 TD 2.0 i 16V			01.93 01.93 01.93 01.93	09.96 09.96 09.96 09.96		13.0460-7057.2 13.0460-7056.2	607057 607056		21394 17,5 + ATE 21396 17,5 +/WK ATE
	2.0 i 16V 4x4 2.5 i 24V			04.93 08.94	09.96 09.96		13.0460-7165.2 13.0460-7163.2	607165 607163		21358 19,8 + ATE 21910 19,8 +/WK ATE
	1.6 i 16V 1.8 i 16V 1.8 TD 2.0 i 16V			01.93 01.93 01.93 01.93	09.96 09.96 09.96 09.96		24.0124-0120.1 24.0324-0120.1	424120 524120		260 24,0 22,2 V +B 260 24,0 22,2 V +B PD
	2.0 i 16V 4x4 2.5 i 24V			04.93 08.94	09.96 09.96		24.0124-0149.1	424149		278 24,1 22,2 V +B
	1.8 i 16V 1.8 TD 2.0 i 16V 2.0 i 16V 4x4 2.5 i 24V			01.93 01.93 01.93 04.93 08.94	09.96 09.96 09.96 09.96 09.96		13.0460-3963.2 13.0460-3964.2 13.0460-0428.2	603963 603964 610428	- Ghia Modelle ³⁾ + Ghia Modelle ⁴⁾	21586 15,0 BDX 23410 15,0 +/WK BDX Belagsatz-Zubehör BDX
	1.8 i 16V 1.8 TD 2.0 i 16V 2.0 i 16V 4x4 2.5 i 24V			01.93 01.93 01.93 04.93 08.94	09.96 09.96 09.96 09.96 09.96		24.0120-0146.1 24.0320-0146.1	420146 520146		253 20,0 18,0 V +B 253 20,0 18,0 V +B PD
	1.6 i 16V Lim. 1.8 i 16V Lim. 1.8 TD Lim. 2.0 i 16V Lim.			01.93 01.93 01.93 01.93	05.94 05.94 05.94 05.94		03.0137-0253.2 03.0137-9153.2	650253 669153		228 x 45 HEB Bremsbacken-Zubehör
	1.6 i 16V Lim. 1.8 i 16V Lim. 1.8 TD Lim. 2.0 i 16V Lim.			06.94 06.94 06.94 06.94	09.96 09.96 09.96 09.96		03.0137-0272.2 03.0137-9177.2	650272 669177		203 x 39 HEB Bremsbacken-Zubehör
	1.6 i 16V Kombi 1.8 i 16V Kombi			01.93 01.93	09.96 09.96		03.0137-0253.2 03.0137-9153.2	650253 669153		228 x 45 HEB Bremsbacken-Zubehör




















1) + RA drum brake / + P freno a tamburo / + frein à tambour essieu AR / + ET-tambores de freno
2) + RA disc brake / + P disco freno / + frein à disque essieu AR / + ET-disco de freno
3) - Ghia model / - modello Ghia / - modèles Ghia / - modelo Ghia
4) + Ghia model / + modello Ghia / + modèles Ghia / + modelo Ghia
















								
FORD MONDEO I (93-96)								
	1.8 TD Kombi 2.0 i 16V Kombi		01.93 01.93	09.96 09.96	03.0137-0253.2 03.0137-9153.2	650253 669153		228 x 45 HEB Bremsbacken-Zubehör
	1.6 i 16V Lim. 1.8 i 16V Lim. 1.8 TD Lim. 2.0 i 16V Lim.		01.93 01.93 01.93 01.93	05.94 05.94 05.94 05.94	24.0222-8014.1	480031		229/230,1 x 54
	1.6 i 16V Lim. 1.8 i 16V Lim. 1.8 TD Lim. 2.0 i 16V Lim.		06.94 06.94 06.94 06.94	09.96 09.96 09.96 09.96	24.0220-3006.1	480062		203/204,5 x 48,5
	1.6 i 16V Kombi 1.8 i 16V Kombi 1.8 TD Kombi 2.0 i 16V Kombi		01.93 01.93 01.93 01.93	09.96 09.96 09.96 09.96	24.0222-8014.1	480031		229/230,1 x 54
	1.6 i 16V Lim. 1.8 i 16V Lim. 1.8 TD Lim. 2.0 i 16V Lim.		01.93 01.93 01.93 01.93	05.94 05.94 05.94 05.94	03.0520-2320.3	692320		20,64/228x45 TopKit LUC
	1.6 i 16V Lim. 1.8 i 16V Lim. 1.8 TD Lim. 2.0 i 16V Lim.		06.94 06.94 06.94 06.94	09.96 09.96 09.96 09.96	03.0420-2122.3	682122		22,20/203x39 Kit LUC
	1.6 i 16V Kombi 1.8 i 16V Kombi 1.8 TD Kombi 2.0 i 16V Kombi		01.93 01.93 01.93 01.93	09.96 09.96 09.96 09.96	03.0520-2222.3	692222		22,20/228x45 TopKit LUC
FORD MONDEO II (96-00)								
	1.6 i 16V 1.8 i 16V 1.8 TD 2.0 i 16V 2.5 i 24V 2.5 ST 200 2.5 i 24V		10.96 10.96 10.96 10.96 12.97 05.99 10.96	09.00 09.00 09.00 09.00 09.00 09.00 11.97	13.0460-7057.2 13.0460-7056.2	607057 607056		21394 17,5 + 21396 17,5 +/WK ATE
	1.6 i 16V 1.8 i 16V 1.8 TD 2.0 i 16V		10.96 10.96 10.96 10.96	09.00 09.00 09.00 09.00	13.0460-7165.2 13.0460-7163.2	607165 607163		21358 19,8 + 21910 19,8 +/WK ATE
	1.6 i 16V 1.8 i 16V 1.8 TD 2.0 i 16V		10.96 10.96 10.96 10.96	09.00 09.00 09.00 09.00	24.0124-0120.1 24.0324-0120.1	424120 524120		260 24,0 22,2 V +B 260 24,0 22,2 V +B PD
	1.8 i 16V 2.5 i 24V 2.5 ST 200		10.96 10.96 05.99	09.00 09.00 09.00	24.0124-0149.1	424149		278 24,1 22,2 V +B
	1.6 i 16V 1.8 i 16V 1.8 TD 2.0 i 16V 2.5 i 24V 2.5 ST 200		10.96 10.96 10.96 10.96 10.96 05.99	09.00 09.00 09.00 09.00 09.00 09.00	13.0460-3963.2 13.0460-3964.2 13.0460-0428.2	603963 603964 610428	- Ghia Modelle ²⁾ + Ghia Modelle ³⁾	21586 15,0 23410 15,0 +/WK Belagsatz-Zubehör BDX
	1.6 i 16V 1.8 i 16V 1.8 TD 2.0 i 16V 2.5 i 24V 2.5 ST 200		10.96 10.96 10.96 10.96 10.96 05.99	09.00 09.00 09.00 09.00 09.00 09.00	24.0120-0146.1 24.0320-0146.1	420146 520146		253 20,0 18,0 V +B 253 20,0 18,0 V +B PD
	1.6 i 16V Lim. 1.8 i 16V Lim. 1.8 TD Lim.		10.96 10.96 10.96	09.00 09.00 09.00	03.0137-0272.2 03.0137-9177.2	650272 669177		203 x 39 HEB Bremsbacken-Zubehör
	1.6 i 16V Kombi 1.8 i 16V Kombi 2.0 i 16V Lim.		10.96 10.96 10.96	09.00 09.00 09.00	03.0137-0253.2 03.0137-9153.2	650253 669153		228 x 45 HEB Bremsbacken-Zubehör
	1.6 i 16V Lim. 1.8 i 16V Lim. 1.8 TD Lim.		10.96 10.96 10.96	09.00 09.00 09.00	24.0220-3006.1	480062		203/204,5 x 48,5
	1.6 i 16V Kombi 1.8 i 16V Kombi 2.0 i 16V Lim.		10.96 10.96 10.96	09.00 09.00 09.00	24.0222-8014.1	480031		229/230,1 x 54
	1.6 i 16V Lim. 1.8 i 16V Lim. 1.8 TD Lim.		10.96 10.96 10.96	09.00 09.00 09.00	03.0420-2122.3	682122		22,20/203x39 Kit LUC
	2.0 i 16V Lim.		10.96	09.00	03.0520-2320.3	692320		20,64/228x45 TopKit LUC
	1.6 i 16V Kombi 1.8 i 16V Kombi		10.96 10.96	09.00 09.00	03.0520-2222.3	692222		22,20/228x45 TopKit LUC
FORD MONDEO III (00-07)								
	1.8 i 16V 1.8 Sci 2.0 DI 2.0 i 16V 2.0 TDCi 2.2 TDCi 2.5 i V6 3.0 i V6		10.00 06.03 10.00 10.00 10.01 09.04 10.00 09.04	03.07 03.07 03.07 03.07 03.07 03.07 03.07 03.07	13.0460-3987.2 13.0470-3987.2	603987 LD3987		23279 18,4 /S 23279 18,4 /S BOS

¹⁾ + 15" wheel / + ruota 15" / + roue 15" / + rueda 15"

²⁾ - Ghia model / - modello Ghia / - modèles Ghia / - modelo Ghia


















³⁾ + Ghia model / + modello Ghia / + modèles Ghia / + modelo Ghia

									
FORD MONDEO III (00-07)									
	ST 220		04.02	03.07	13.0460-3987.2	603987		23279 18,4 /S 23279 18,4 /S	BOS BOS
	1.8 i 16V 1.8 SCi 2.0 DI 2.0 i 16V 2.0 TDCi 2.2 TDCi 2.5 i V6 3.0 i V6 ST 220		10.00 06.03 10.00 10.00 10.01 09.04 10.00 09.04 04.02	03.07 03.07 03.07 03.07 03.07 03.07 03.07 03.07	24.0124-0161.1 24.0324-0161.1	424161 524161		300 23,9 22,0 V +B 300 23,9 22,0 V +B PD	
	1.8 i 16V 1.8 SCi 2.0 DI 2.0 i 16V 2.0 TDCi 2.5 i V6 ST 220		10.00 06.03 10.00 10.00 10.01 10.00 04.02	08.04 08.04 08.04 08.04 08.04 08.04	13.0460-3988.2 13.0470-3988.2	603988 LD3988		23557 17,2 /S 23557 17,2 /S	BOS BOS
	1.8 i 16V 1.8 SCi 2.0 DI 2.0 i 16V 2.0 TDCi 2.2 TDCi 2.5 i V6 3.0 i V6 ST 220		09.04 09.04 09.04 09.04 09.04 09.04 09.04 09.04	03.07 03.07 03.07 03.07 03.07 03.07 03.07 03.07	13.0460-3831.2 13.0470-3831.2	603831 LD3831		24260 17,3 /Zub/S 24260 17,3 /Zub/S	BOS BOS
	1.8 i 16V 1.8 SCi 2.0 DI 2.0 i 16V 2.0 TDCi 2.2 TDCi 2.5 i V6 3.0 i V6 ST 220		10.00 06.03 10.00 10.00 10.01 09.04 10.00 09.04 04.02	03.07 03.07 03.07 03.07 03.07 03.07 03.07 03.07	24.0112-0154.1	412154		280 12,0 10,0 +B	
FORD MONDEO IV (07-14)									
	1.6 EcoBoost 1.6 TDCi 1.6 Ti VCT 1.6 Ti VCT 1.6 Ti VCT 1.8 TDCi 1.8 TDCi 2.0 EcoBoost 2.0 Flexifuel 2.0 i 16V 2.0 LPG 2.0 SCTi 2.0 TDCi 2.0 TDCi 2.0 TDCi 2.0 TDCi 2.2 TDCi 2.2 TDCi 2.3 i 16V 2.5 i 20V	118 85 81 88 92 74 92 176 107 107 107 149 85 96 100 103 120 129 147 118 162	02.11 02.11 04.07 07.10 04.07 04.07 06.07 07.10 03.07 04.07 07.09 03.10 10.07 04.07 03.07 04.07 03.10 04.08 11.10 07.07 04.07	09.14 09.14	13.0460-7228.2 13.0470-7228.2	607228 LD7228		24123 20,3 + 24123 20,3 +	ATE ATE
	1.6 EcoBoost 1.6 TDCi 1.6 Ti VCT 1.6 Ti VCT 1.6 Ti VCT 1.8 TDCi 1.8 TDCi 2.0 EcoBoost 2.0 Flexifuel 2.0 i 16V 2.0 LPG 2.0 SCTi 2.0 TDCi 2.0 TDCi 2.0 TDCi 2.0 TDCi 2.2 TDCi 2.2 TDCi 2.3 i 16V 2.5 i 20V	118 85 81 88 92 74 92 176 107 107 107 149 85 96 100 103 120 129 147 118 162	02.11 02.11 04.07 07.10 04.07 04.07 06.07 07.10 03.07 04.07 07.09 03.10 10.07 04.07 03.07 04.07 03.10 04.08 11.10 07.07 04.07	09.14 09.14	24.0128-0250.1	428250		300 28,0 26,0 V L +B	
	1.6 EcoBoost 1.6 TDCi 1.6 Ti VCT 1.6 Ti VCT 1.6 Ti VCT 1.8 TDCi	118 85 81 88 92 74	02.11 02.11 04.07 07.10 04.07 04.07	09.14 09.14 09.14 09.14 09.14 09.14	24.0711-5123.3 24.0711-5133.3	360065 360095	2  - ESP 2  + ESP	Radsensor Radsensor	

        													
FORD MONDEO IV (07-14)													
	1.8 TDCi 92	06.07	09.14	24.0711-5123.3	360065	2	- ESP	Radsensor					
	2.0 EcoBoost 176	07.10	09.14						24.0711-5133.3	360095	2	+ ESP	Radsensor
	2.0 Flexifuel 107	03.07	09.14										
	2.0 i 16V 107	04.07	09.14										
	2.0 LPG 107	07.09	09.14										
	2.0 SCTi 149	03.10	09.14										
	2.0 TDCi 85	10.07	09.14										
	2.0 TDCi 96	04.07	09.14										
	2.0 TDCi 100	03.07	09.14										
	2.0 TDCi 103	04.07	09.14										
	2.0 TDCi 120	03.10	09.14										
	2.2 TDCi 129	04.08	09.14										
	2.2 TDCi 147	11.10	09.14										
	2.3 i 16V 118	07.07	09.14										
	2.5 i 20V 162	04.07	09.14										
	1.6 EcoBoost 118	02.11	09.14	13.0460-2723.2	602723			24537 16,1 /Zub/S					
	1.6 TDCi 85	02.11	09.14						13.0470-2723.2	LD2723			LUC
	1.6 Ti VCT 81	04.07	09.14										
	1.6 Ti VCT 88	07.10	09.14										
	1.6 Ti VCT 92	04.07	09.14										
	1.8 TDCi 74	04.07	09.14										
	1.8 TDCi 92	06.07	09.14										
	2.0 EcoBoost 176	07.10	09.14										
	2.0 Flexifuel 107	03.07	09.14										
	2.0 i 16V 107	04.07	09.14										
	2.0 LPG 107	07.09	09.14										
	2.0 SCTi 149	03.10	09.14										
	2.0 TDCi 85	10.07	09.14										
	2.0 TDCi 96	04.07	09.14										
	2.0 TDCi 100	03.07	09.14										
2.0 TDCi 103	04.07	09.14											
2.0 TDCi 120	03.10	09.14											
2.2 TDCi 129	04.08	09.14											
2.2 TDCi 147	11.10	09.14											
2.3 i 16V 118	07.07	09.14											
2.5 i 20V 162	04.07	09.14											
	1.6 EcoBoost 118	02.11	09.14	24.0111-0145.1	411145			302 10,9 9,0 +B					
	1.6 TDCi 85	02.11	09.14										
	1.6 Ti VCT 81	04.07	09.14										
	1.6 Ti VCT 88	07.10	09.14										
	1.6 Ti VCT 92	04.07	09.14										
	1.8 TDCi 74	04.07	09.14										
	1.8 TDCi 92	06.07	09.14										
	2.0 EcoBoost 176	07.10	09.14										
	2.0 Flexifuel 107	03.07	09.14										
	2.0 i 16V 107	04.07	09.14										
	2.0 LPG 107	07.09	09.14										
	2.0 SCTi 149	03.10	09.14										
	2.0 TDCi 85	10.07	09.14										
	2.0 TDCi 96	04.07	09.14										
	2.0 TDCi 100	03.07	09.14										
2.0 TDCi 103	04.07	09.14											
2.0 TDCi 120	03.10	09.14											
2.2 TDCi 129	04.08	09.14											
2.2 TDCi 147	11.10	09.14											
2.3 i 16V 118	07.07	09.14											
2.5 i 20V 162	04.07	09.14											
	1.6 EcoBoost 118	02.11	09.14	24.0711-6220.3	360256	2		Radsensor					
	1.6 TDCi 85	02.11	09.14										
	1.6 Ti VCT 81	04.07	09.14										
	1.6 Ti VCT 88	07.10	09.14										
	1.6 Ti VCT 92	04.07	09.14										
	1.8 TDCi 74	04.07	09.14										
	1.8 TDCi 92	06.07	09.14										
	2.0 EcoBoost 176	07.10	09.14										
	2.0 Flexifuel 107	03.07	09.14										
	2.0 i 16V 107	04.07	09.14										
	2.0 LPG 107	07.09	09.14										
	2.0 SCTi 149	03.10	09.14										
	2.0 TDCi 85	10.07	09.14										
	2.0 TDCi 96	04.07	09.14										
	2.0 TDCi 100	03.07	09.14										
2.0 TDCi 103	04.07	09.14											
2.0 TDCi 120	03.10	09.14											
2.2 TDCi 129	04.08	09.14											
2.2 TDCi 147	11.10	09.14											
2.3 i 16V 118	07.07	09.14											
2.5 i 20V 162	04.07	09.14											
FORD PROBE (93-97)													
	2.0 i 16V	01.94	09.97	13.0460-5954.2	605954			23845 15,8 +/WK/Zub					
	2.5 i 24V	01.93	09.97						13.0460-0443.2	610443	SUM		
	2.0 i 16V	01.94	09.97	24.0124-0129.1	424129			258 24,0 22,0 V +B					
	2.5 i 24V	01.93	09.97										

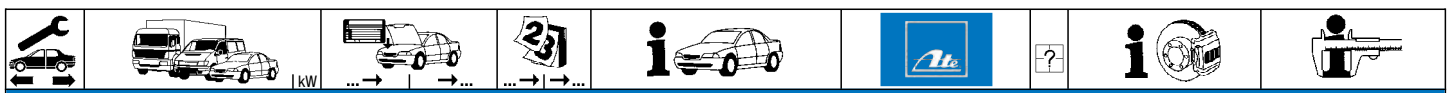
FORD PROBE (93-97)																	
	2.0 i 16V 2.5 i 24V			01.94 01.93	09.97 09.97			13.0460-5973.2 13.0460-0245.2	605973 610245								21766 13,5 Belagsatz-Zubehör
	2.0 i 16V 2.5 i 24V			01.94 01.93	09.97 09.97			24.0110-0234.1	410234								261 10,0 8,0 +B
FORD PUMA (97-01)																	
	1.4 i 16V 1.7 i 16V ST 160			02.98 06.97 06.99	01.00 01.00 01.00			13.0460-7071.2	607071								20640 17,5 + ATE
	1.4 i 16V 1.6 i 16V 1.7 i 16V ST 160			02.00 08.00 02.00 02.00	10.00 12.01 12.01 12.01			13.0460-7142.2	607142								23604 18,3 + ATE
	1.4 i 16V 1.7 i 16V ST 160			02.98 06.97 06.99	01.00 01.00 01.00			24.0120-0147.1 24.0320-0147.1	420147 520147								240 20,0 18,0 V +B 240 20,0 18,0 V +B PD
	1.4 i 16V 1.6 i 16V 1.7 i 16V ST 160			02.00 08.00 02.00 02.00	10.00 12.01 12.01 12.01			24.0122-0172.1 24.0322-0172.1	422172 522172								258 22,0 20,0 V +B 258 22,0 20,0 V +B PD
	1.4 i 16V 1.6 i 16V 1.7 i 16V			02.98 08.00 06.97	10.00 12.01 12.01			24.0711-1367.1	360024	2							Radsensor L=875
	1.4 i 16V 1.7 i 16V			02.98 06.97	12.98 12.98			24.0751-1173.3	360048	1							Radsensor L=785/800
	1.4 i 16V 1.6 i 16V 1.7 i 16V			01.99 08.00 01.99	10.00 12.01 12.01			24.0713-1121.3	360036	1							Radsensor L=785/800
	1.4 i 16V 1.7 i 16V ST 160			02.98 06.97 06.99	01.00 01.00 01.00			03.0137-0337.2 03.0137-9217.2	650337 669217								180 x 32 HEB Bremsbacken-Zubehör LUC LUC
	1.4 i 16V 1.6 i 16V 1.7 i 16V ST 160			02.00 08.00 02.00 02.00	10.00 12.01 12.01 12.01			03.0137-0394.2 03.0137-9259.2	650394 669259								203 x 38 HEB Bremsbacken-Zubehör
	1.4 i 16V 1.7 i 16V ST 160			02.98 06.97 06.99	01.00 01.00 01.00			24.0218-0024.2 24.0218-0724.2	480079 480206								180/181 x 44 - Lager 180/181 x 44 + Lager
	1.4 i 16V 1.7 i 16V ST 160			02.98 06.97 06.99	01.00 01.00 01.00			24.0218-0024.2 24.0218-0724.2	480079 480206			ohne Sensorring ¹⁾ ohne Sensorring ¹⁾					180/181 x 44 - Lager 180/181 x 44 + Lager
	1.4 i 16V 1.6 i 16V 1.7 i 16V ST 160			02.00 08.00 02.00 02.00	10.00 12.01 12.01 12.01			24.0220-3009.2	480080			ohne Sensorring ¹⁾					203/204 x 49
	1.4 i 16V 1.7 i 16V ST 160			02.98 06.97 06.99	01.00 01.00 01.00			03.0520-3617.3	693617								17,78/180x32 TopKit LUC
	1.4 i 16V 1.6 i 16V 1.7 i 16V ST 160			02.00 08.00 02.00 02.00	10.00 12.01 12.01 12.01			03.0520-6319.3	696319								19,05/203x38 TopKit AP
FORD RANGER II (10-11)																	
	2.5 TDCi 3.0 TDCi	105 115		04.10 04.10	10.11 10.11	- High Rider - High Rider		24.0124-0245.1	424245								256 24,0 22,0 V L +B
	2.5 TDCi 2.5 TDCi 4x4 3.0 TDCi 3.0 TDCi 4x4	105 105 115 115		04.10 04.10 04.10 04.10	10.11 10.11 10.11 10.11	+ High Rider + High Rider		24.0128-0226.1	428226								289 28,0 26,0 V L +B
FORD RANGER (11-)																	
	2.2 TDCi 2.2 TDCi 4x4 2.2 TDCi 4x4 3.2 TDCi 4x4	92 110 147		11.11 11.11 11.11 11.11				13.0460-8014.2	608014								25632 15,5 +/WK/Zub/S
FORD SCORPIO / GRANADA (GB) (95-98)																	
	2.0 i 2.3 i 16V 2.5 TD 2.9 i			10.94 05.96 10.94 01.95	08.98 08.98 08.98 08.98			13.0460-7057.2	607057								21394 17,5 + ATE
	2.0 i 2.3 i 16V 2.5 TD 2.9 i			10.94 05.96 10.94 01.95	08.98 08.98 08.98 08.98			24.0124-0120.1 24.0324-0120.1	424120 524120								260 24,0 22,2 V +B 260 24,0 22,2 V +B PD
	2.9 i 24V			10.94	08.98			24.0124-0149.1	424149								278 24,1 22,2 V +B
	2.0 i 2.3 i 16V 2.5 TD 2.9 i 2.9 i 24V			10.94 05.96 10.94 01.95 10.94	08.98 08.98 08.98 08.98 08.98			24.0711-1629.3	360027	2							Radsensor L=665

¹⁾ without sensor ring / senza sensori / sans secours ABS / sin anillo sensor ABS

								
FORD SCORPIO / GRANADA (GB) (95-98)								
	2.0 i 2.3 i 16V 2.5 TD 2.9 i 2.9 i 24V			10.94 08.98 05.96 08.98 10.94 08.98 01.95 08.98 10.94 08.98		13.0460-2928.2 602928		20981 13,8 /S LUC
	2.0 i Lim. 2.3 i 16V Lim. 2.5 TD Lim. 2.9 i Lim.			10.94 08.98 05.96 08.98 10.94 08.98 01.95 08.98		24.0110-0115.1 410115 24.0310-0115.1 510115		253 10,2 8,9 +B 253 10,2 8,9 +B PD
	2.0 i Kombi 2.3 i 16V Kombi 2.5 TD Kombi 2.9 i Kombi			10.94 08.98 05.96 08.98 10.94 08.98 01.95 08.98		24.0120-0146.1 420146 24.0320-0146.1 520146		253 20,0 18,0 V +B 253 20,0 18,0 V +B PD
FORD S-MAX (06-)								
	1.6 EcoBoost 118 1.6 TDCi 85 1.8 TDCi 74 1.8 TDCi 92 2.0 i 16V 107 2.0 TDCi 85 2.0 TDCi 96 2.0 TDCi 100 2.0 TDCi 103 2.0 TDCi 120 2.2 TDCi 129 2.2 TDCi 147 2.3 i 16V 118			02.11 02.11 01.07 04.06 04.06 10.07 04.06 05.06 04.06 03.10 11.08 07.10 07.07		13.0460-7228.2 607228 13.0470-7228.2 LD7228		24123 20,3 + ATE 24123 20,3 + ATE
	2.0 EcoBoost 176 2.0 SCTi EcoBoost 149 2.2 TDCi 129 2.5 ST 162			07.10 03.10 04.08 04.06	10.08	13.0460-7243.2 607243 13.0470-7243.2 LD7243		24142 20,6 + ATE 24142 20,6 + ATE
	1.6 EcoBoost 118 1.6 TDCi 85 1.8 TDCi 74 1.8 TDCi 92 2.0 EcoBoost 176 2.0 i 16V 107 2.0 TDCi 85 2.0 TDCi 96 2.0 TDCi 100 2.0 TDCi 103 2.0 TDCi 120 2.2 TDCi 129 2.2 TDCi 147 2.3 i 16V 118			02.11 02.11 01.07 04.06 05.11 04.06 10.07 04.06 05.06 04.06 03.10 11.08 07.10 07.07		24.0128-0154.1 428154		300 28,0 26,0 V L +S +B
	2.0 EcoBoost 176 2.0 SCTi EcoBoost 149 2.2 TDCi 129 2.5 ST 162			07.10 03.10 04.08 04.06	04.11 10.08	24.0128-0162.1 428162 24.0328-0162.1 528162		316 28,0 26,0 V L +S +B 316 28,0 26,0 V L +S +B PD
	1.6 EcoBoost 118 1.6 TDCi 85 1.8 TDCi 74 1.8 TDCi 92 2.0 EcoBoost 176 2.0 i 16V 107 2.0 SCTi EcoBoost 149 2.0 TDCi 85 2.0 TDCi 96 2.0 TDCi 100 2.0 TDCi 103 2.0 TDCi 120 2.2 TDCi 129 2.2 TDCi 147 2.3 i 16V 118 2.5 ST 162			02.11 02.11 01.07 04.06 07.10 04.06 03.10 10.07 04.06 05.06 04.06 03.10 04.08 07.10 07.07 04.06		24.0711-5123.3 360065	2 	Radsensor
	1.6 EcoBoost 118 1.6 TDCi 85 1.8 TDCi 74 1.8 TDCi 92 2.0 EcoBoost 176 2.0 i 16V 107 2.0 SCTi EcoBoost 149 2.0 TDCi 85 2.0 TDCi 96 2.0 TDCi 100 2.0 TDCi 103 2.0 TDCi 120 2.2 TDCi 129 2.2 TDCi 147 2.3 i 16V 118 2.5 ST 162			02.11 02.11 01.07 04.06 07.10 04.06 03.10 10.07 04.06 05.06 04.06 03.10 04.08 07.10 07.07 04.06		13.0460-2723.2 602723 13.0470-2723.2 LD2723 13.0460-2722.2 602722 13.0470-2722.2 LD2722	+ mechanische Feststellbremse 1) + mechanische Feststellbremse 1) + elektrische Feststellbremse 2) + elektrische Feststellbremse 2)	24537 16,1 /Zub/S LUC 24537 16,1 /Zub/S LUC 24496 17,3 /Zub/S LUC 24496 17,3 /Zub/S LUC
	1.6 EcoBoost 118 1.6 TDCi 85 1.8 TDCi 74 1.8 TDCi 92			02.11 02.11 01.07 04.06		24.0111-0145.1 411145		302 10,9 9,0 +B

1) + mechanical parking brake / + fr. stazionamento meccanico / + frein à main mécanique / + freno de mano mecánica

2) + electric parking brake / + freno a mano elettrico / + frein à main électrique / + freno de mano eléctrico



FORD S-MAX (06-)												
	2.0 EcoBoost	176			07.10				24.0111-0145.1	411145		302 10,9 9,0 +B
	2.0 i 16V	107			04.06							
	2.0 SCTi EcoBoost	149			03.10							
	2.0 TDCi	85			10.07							
	2.0 TDCi	96			04.06							
	2.0 TDCi	100			05.06							
	2.0 TDCi	103			04.06							
	2.0 TDCi	120			03.10							
	2.2 TDCi	129			04.08							
	2.2 TDCi	147			07.10							
	2.3 i 16V	118			07.07							
	2.5 ST	162			04.06							
	1.6 EcoBoost	118			02.11				24.0711-6220.3	360256	2	Radsensor
	1.6 TDCi	85			02.11							
	1.8 TDCi	74			01.07							
	1.8 TDCi	92			04.06							
	2.0 EcoBoost	176			07.10							
	2.0 i 16V	107			04.06							
	2.0 SCTi EcoBoost	149			03.10							
	2.0 TDCi	85			10.07							
	2.0 TDCi	96			04.06							
	2.0 TDCi	100			05.06							
	2.0 TDCi	103			04.06							
	2.0 TDCi	120			03.10							
	2.2 TDCi	129			04.08							
	2.2 TDCi	147			07.10							
	2.3 i 16V	118			07.07							
	2.5 ST	162			04.06							
FORD STREET KA (03-06)												
	1.6 i	70			02.03	02.06			13.0460-7142.2	607142		23604 18,3 + ATE
	1.6 i	70			02.03	02.06			24.0122-0172.1	422172		258 22,0 20,0 V +B
									24.0322-0172.1	522172		258 22,0 20,0 V +B PD
	1.6 i	70			02.03	08.04			24.0711-1369.1	360026	2	Radsensor L=795
	1.6 i	70			09.04	02.06			24.0711-6166.3	360139	2	Radsensor L=793
	1.6 i	70			02.03	08.04			24.0751-1158.3	360098	2	Radsensor L=660/1575
	1.6 i	70			09.04	02.06			24.0711-6179.3	360140	2	Radsensor L=660/1586
	1.6 i	70			02.03	02.06			03.0137-0394.2	650394		203 x 38 HEB
									03.0137-9259.2	669259		Bremsbacken-Zubehör
	1.6 i	70			02.03	02.06			24.0220-3009.2	480080		ohne Sensorring 1)
	1.6 i	70			02.03	02.06			03.0520-6319.3	696319		19,05/203x38 TopKit AP
FORD TOURNEO (94-00)												
	2.0				07.94	03.00	+ 14" Rad 2)		13.0460-3960.2	603960		21470 18,0 /WE BDX
	2.4 D	55			07.94	03.00	+ 14" Rad 2)		13.0460-0427.2	610427		Belagsatz-Zubehör BDX
	2.5 D				07.94	03.00	+ 14" Rad 2)					
	2.5 TD				07.94	03.00	+ 14" Rad 2)					
	2.0				07.94	03.00	+ 15" Rad 3)		13.0460-3959.2	603959		21469 18,0 /WE BDX
	2.4 D	55			07.94	03.00	+ 15" Rad 3)		13.0460-0427.2	610427		Belagsatz-Zubehör BDX
	2.5 D				07.94	03.00	+ 15" Rad 3)					
	2.5 TD				07.94	03.00	+ 15" Rad 3)					
	2.0				07.94	03.00	+ 14" Rad 2)		24.0124-0131.1	424131		254 24,2 22,2 V +B
	2.4 D	55			07.94	03.00	+ 14" Rad 2)					
	2.5 D				07.94	03.00	+ 14" Rad 2)					
	2.5 TD				07.94	03.00	+ 14" Rad 2)					
	2.0				07.94	03.00	+ 15" Rad 3)		24.0124-0132.1	424132		270 24,2 22,2 V +B
	2.4 D	55			07.94	03.00	+ 15" Rad 3)					
	2.5 D				07.94	03.00	+ 15" Rad 3)					
	2.5 TD				07.94	03.00	+ 15" Rad 3)					
	2.0				07.94	03.00	+ 80-120		03.0137-0331.2	650331		+ Einfachbereifung 4)
	2.4 D	55			07.94	03.00	+ 80-120		03.0137-9193.2	669193		+ Einfachbereifung 4)
	2.5 D				07.94	03.00	+ 80-120					254 x 52
	2.5 TD				07.94	03.00	+ 80-120					Bremsbacken-Zubehör
	2.0				07.94	03.00	+ 130-190		03.0137-0332.2	650332		+ Doppelbereifung 5)
	2.4 D	55			07.94	03.00	+ 130-190		03.0137-9194.2	669194		+ Doppelbereifung 5)
	2.5 D				07.94	03.00	+ 130-190					280 x 65
	2.5 TD				07.94	03.00	+ 130-190					Bremsbacken-Zubehör
	2.0				07.94	03.00	+ 80-120		24.0225-4004.1	480069		+ Einfachbereifung 4)
	2.4 D	55			07.94	03.00	+ 80-120					254/256 x 57,5
	2.5 D				07.94	03.00	+ 80-120					
	2.5 TD				07.94	03.00	+ 80-120					
	2.0				07.94	03.00	+ 130-190		24.0228-0001.1	480068		+ Doppelbereifung 5)
	2.4 D	55			07.94	03.00	+ 130-190					280/282 x 75,5
	2.5 D				07.94	03.00	+ 130-190					
	2.5 TD				07.94	03.00	+ 130-190					

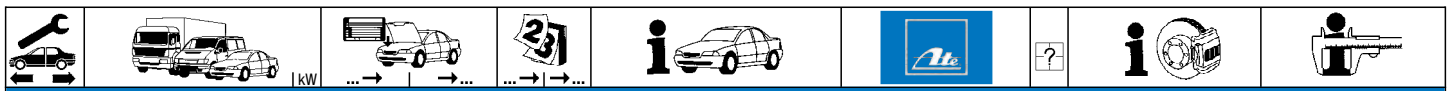
1) without sensor ring / senza sensori / sans secours ABS / sin anillo sensor ABS

2) + 14" wheel / + ruota 14" / + roue 14" / + rueda 14"

3) + 15" wheel / + ruota 15" / + roue 15" / + rueda 15"

4) + single tyre / + ruota singola / + roue simple / + cubierta simple

5) + twin tyres / + ruote gemellate / + roue jumelée / + cubierta doble



FORD TRANSIT (95-00)										
	2.0 Pritsche/Fahrg.	84		08.94	03.00	FT130/150S/150L/190/190A/190EF	24.0228-0001.1	480068	+ Doppelbereifung ¹⁾	280/282 x 75,5
	2.5 DI Bus	51		08.94	03.00	FT130/150S/150L/190/190A/190EF				
	2.5 DI Bus	56		07.94	03.00	FT130/150S/150L/190/190A/190EF				
	2.5 DI Bus	85		08.97	03.00	FT130/150S/150L/190/190A/190EF				
	2.5 DI Kasten	51		06.94	03.00	FT130/150S/150L/190/190A/190EF				
	2.5 DI Kasten	56		06.94	03.00	FT130/150S/150L/190/190A/190EF				
	2.5 DI Kasten	85		05.99	03.00	FT130/150S/150L/190/190A/190EF				
	2.5 DI Prits./Fahrg.	51		08.94	03.00	FT130/150S/150L/190/190A/190EF				
	2.5 DI Prits./Fahrg.	56		08.94	03.00	FT130/150S/150L/190/190A/190EF				
	2.5 DI Prits./Fahrg.	85		05.99	03.00	FT130/150S/150L/190/190A/190EF				
	2.5 TD Bus	55		08.94	03.00	FT130/150S/150L/190/190A/190EF				
	2.5 TD Bus	63		01.95	03.00	FT130/150S/150L/190/190A/190EF				
	2.5 TD Bus	74		07.94	03.00	FT130/150S/150L/190/190A/190EF				
	2.5 TD Kasten	55		10.98	03.00	FT130/150S/150L/190/190A/190EF				
	2.5 TD Kasten	63		06.94	03.00	FT130/150S/150L/190/190A/190EF				
	2.5 TD Kasten	74		06.94	03.00	FT130/150S/150L/190/190A/190EF				
	2.5 TD Prits./Fahrg.	55		10.98	03.00	FT130/150S/150L/190/190A/190EF				
	2.5 TD Prits./Fahrg.	63		08.94	03.00	FT130/150S/150L/190/190A/190EF				
	2.5 TD Prits./Fahrg.	74		08.94	03.00	FT130/150S/150L/190/190A/190EF				

FORD TRANSIT (00-06)										
	2.0 DI			08.00	04.06	Serie 260/280/300 ²⁾	13.0460-3992.2	603992		23434 18,7 +/-WK/S BOS
	2.0 TDCi			08.02	04.06	Serie 260/280/300 ²⁾				
	2.3 i 16V			04.01	04.06	Serie 260/280/300 ²⁾				
	2.4 DI			01.00	04.06	Serie 260/280/300 ²⁾				
	2.4 TDCi			03.04	04.06	Serie 260/280/300 ²⁾				
	2.4 TDE			11.01	04.06	Serie 260/280/300 ²⁾				
	2.0 DI			08.00	04.06	Serie 330/350 ³⁾	13.0460-3993.2	603993		23577 18,7 +/-WK/S BOS
	2.0 TDCi			08.02	04.06	Serie 330/350 ³⁾				
	2.3 16V RWD			08.00	04.06					
	2.3 i 16V			04.01	04.06	Serie 330/350 ³⁾				
	2.4 DI			01.00	04.06	Serie 330/350 ³⁾				
	2.4 DI RWD			01.00	04.06					
	2.4 TD Allrad	55		08.00	04.06					
	2.4 TDCi			03.04	04.06	Serie 330/350 ³⁾				
	2.4 TDCi RWD	101		03.04	04.06					
	2.4 TDE			11.01	04.06	Serie 330/350 ³⁾				
	2.4 TDE RWD			11.01	04.06					
	2.0 DI			08.00	04.06	Serie 260/280/300 ²⁾	24.0124-0167.1	424167		276 24,5 22,1 V +B
	2.0 TDCi			08.02	04.06	Serie 260/280/300 ²⁾				
	2.3 i 16V			04.01	04.06	Serie 260/280/300 ²⁾				
	2.4 DI			01.00	04.06	Serie 260/280/300 ²⁾				
	2.4 TDCi			03.04	04.06	Serie 260/280/300 ²⁾				
	2.4 TDE			11.01	04.06	Serie 260/280/300 ²⁾				
	2.0 DI			08.00	04.06	Serie 330/350 ³⁾	24.0124-0168.1	424168		294 24,5 22,1 V +B
	2.0 TDCi			08.02	04.06	Serie 330/350 ³⁾				
	2.3 16V RWD			08.00	04.06					
	2.3 i 16V			04.01	04.06	Serie 330/350 ³⁾				
	2.4 DI			01.00	04.06	Serie 330/350 ³⁾				
	2.4 DI RWD			01.00	04.06					
	2.4 TD Allrad	55		08.00	04.06					
	2.4 TDCi			03.04	04.06	Serie 330/350 ³⁾				
	2.4 TDCi RWD	101		03.04	04.06					
	2.4 TDE			11.01	04.06	Serie 330/350 ³⁾				
	2.4 TDE RWD			11.01	04.06					
	2.0 DI			08.00	04.06		03.0137-0427.2	650427		254 x 52 HEB
	2.0 TDCi			08.02	04.06		03.0137-9268.2	669268		Bremsbacken-Zubehör
	2.3 i 16V			04.01	04.06					
	2.4 DI			01.00	04.06					
	2.4 TDCi			03.04	04.06					
	2.4 TDE			11.01	04.06					
	2.3 16V RWD			08.00	04.06		03.0137-0411.2	650411		280 x 65 HEB
	2.4 DI RWD			01.00	04.06		03.0137-9268.2	669268		Bremsbacken-Zubehör
	2.4 TD Allrad	55		08.00	04.06					
	2.4 TDCi RWD	101		03.04	04.06					
	2.4 TDE RWD			11.01	04.06					
	2.0 DI			08.00	04.06		24.0225-4016.1	480171	Serie 260/280/300 ²⁾	254/256 x 57,5
	2.0 TDCi			08.02	04.06					
	2.3 i 16V			04.01	04.06					
	2.4 DI			01.00	04.06					
	2.4 TDCi			03.04	04.06					
	2.4 TDE			11.01	04.06					
	2.3 16V RWD			08.00	04.06		24.0228-0004.1	480173	+ Einfachbereifung ⁴⁾	280/282 x 80,5
	2.4 DI RWD			01.00	04.06		24.0228-0003.1	480172	+ Doppelbereifung ¹⁾	280/282 x 75,5
	2.4 TD Allrad	55		08.00	04.06					
	2.4 TDCi RWD	101		03.04	04.06					
	2.4 TDE RWD			11.01	04.06					
	2.0 DI			08.00	04.06		03.0520-1125.3	691125		25,40/254x52 TopKit
	2.0 TDCi			08.02	04.06					
	2.3 16V RWD			08.00	04.06		03.0520-1225.3	691225		25,40/280x65 TopKit
	2.3 i 16V			04.01	04.06					
	2.4 DI			01.00	04.06					
	2.4 DI RWD			01.00	04.06					
	2.4 TD Allrad	55		08.00	04.06					
	2.4 TDCi			03.04	04.06					
	2.4 TDCi RWD	101		03.04	04.06					

¹⁾ + twin tyres / + ruote gemellate / + roue jumelée / + cubierta doble
²⁾ 260/280/300 series / Série 260/280/300 / Série 260/280/300 / Serie 260/280/300
³⁾ 330/350 series / Serie 330/350 / Série 330/350 / Serie 330/350
⁴⁾ + single tyre / + ruota singola / + roue simple / + cubierta simple



Wrench and car icon		Truck and car icon		Car icon with '23'		Car icon with 'i'		ATE logo		Question mark icon		Car icon with 'i'		Car icon with key	
FORD TRANSIT (00-06)															
	2.4 TDE 2.4 TDE RWD			11.01 11.01	04.06 04.06			03.0520-1225.3	691225						25,40/280x65 TopKit
FORD TRANSIT (06-14)															
	2.2 TDCi FWD 2.2 TDCi 4x4 2.2 TDCi FWD 2.2 TDCi RWD 2.3 16V RWD 2.4 TDCi 4x4 2.4 TDCi RWD 3.2 TDCi RWD			05.06 10.11 05.06 10.11 05.06 05.06 05.06 09.07	04.14 04.14 04.14 04.14 04.14 04.14 04.14 04.14	Serie 260/280/300 ¹⁾ Serie 330/350 ²⁾		13.0460-3833.2 13.0460-3834.2	603833 603834						24485 19,0 /WK/Zub/S BOS 24484 19,0 /WK/Zub/S BOS
	2.2 TDCi FWD 2.2 TDCi 4x4 2.2 TDCi FWD 2.2 TDCi RWD 2.4 TDCi 4x4 2.4 TDCi RWD 3.2 TDCi RWD			05.06 10.11 05.06 10.11 05.06 05.06 09.07	04.14 04.14 04.14 04.14 04.14 04.14 04.14	Serie 260/280/300 ¹⁾ + Einfachbereifung ³⁾ Serie 330/350 ²⁾ + Einfachbereifung ³⁾		24.0128-0156.1 24.0128-0157.1	428156 428157						280 28,0 25,0 V +B 300 28,0 25,0 V +B
	2.2 TDCi 4x4 2.2 TDCi FWD 2.2 TDCi RWD 2.4 TDCi 4x4 2.4 TDCi RWD 3.2 TDCi RWD			10.11 05.06 10.11 05.06 05.06 09.07	04.14 04.14 04.14 04.14 04.14 04.14			13.0460-3835.2 13.0460-4862.2	603835 604862						24486 17,9 /WK/Zub/S BOS 29123 20,3 /WK/Zub/S BRE
	2.2 TDCi FWD 2.2 TDCi 4x4 2.2 TDCi RWD 2.3 16V RWD 2.4 TDCi 4x4 2.4 TDCi RWD 3.2 TDCi RWD			05.06 10.11 10.11 05.06 05.06 05.06 09.07	04.14 04.14 04.14 04.14 04.14 04.14 04.14			24.0116-0116.2 24.0116-0126.1	416116 416126					280 16,0 13,0 +B 280 16,0 13,0 +B	
	2.3 16V RWD			05.06	04.14			13.0460-3835.2 13.0460-4862.2	603835 604862						24486 17,9 /WK/Zub/S BOS 29123 20,3 /WK/Zub/S BRE
	2.2 TDCi FWD 2.2 TDCi 4x4 2.2 TDCi RWD 2.3 16V RWD 2.4 TDCi 4x4 2.4 TDCi RWD 3.2 TDCi RWD			05.06 10.11 10.11 05.06 05.06 05.06 09.07	04.14 04.14 04.14 04.14 04.14 04.14 04.14			24.0116-0116.2 24.0116-0126.1	416116 416126					280 16,0 13,0 +B 280 16,0 13,0 +B	
	2.3 16V RWD			11.07	04.14	+ Doppelbereifung ⁴⁾		24.0116-0134.1	416134						284 16,0 13,0 +B
	2.2 TDCi FWD			05.06	04.14			03.0137-0427.2 03.0137-9268.2	650427 669268						254 x 52 HEB Bremsbacken-Zubehör
	2.2 TDCi FWD			05.06	04.14			24.0225-4016.1	480171						254/256 x 57,5
	2.2 TDCi FWD			05.06	04.14			03.0520-1125.3	691125						25,40/254x52 TopKit
FORD TRANSIT (14-)															
	2.2 TDCi 2.2 TDCi 2.2 TDCi 2.2 TDCi AWD 2.2 TDCi AWD	74 92 114 92 114		05.14 05.14 05.14 05.14 05.14				24.8190-0026.2	620026	2					Warnkontakt L=312mm
FORD TRANSIT COURIER / TOURNEO COURIER (14-)															
	1.0 EcoBoost 1.5 TDCi 1.5 TDCi 1.6 TDCi	74 55 70 70		02.14 02.14 05.15 02.14				24.0123-0122.1	423122					+ Leichtmetallfelgen ⁶⁾	278 23,0 21,0 V +B
	1.0 EcoBoost 1.5 TDCi 1.5 TDCi 1.6 TDCi	74 55 70 70		02.14 02.14 05.15 02.14				03.0137-0512.2	650512						228 x 42 HEB
FORD TRANSIT CONNECT / TOURNEO CONNECT (03-13)															
	1.8 16V 1.8 Di 1.8 TDCi 1.8 TDCi	85 55 66 81		06.02 06.02 06.02 08.06	08.13 08.13 08.13 08.13			13.0460-7186.2	607186						23440 17,6 + ATE
	1.8 16V 1.8 Di 1.8 TDCi 1.8 TDCi	85 55 66 81		06.02 06.02 06.02 08.06	08.13 08.13 08.13 08.13			24.0124-0179.1	424179						278 24,0 22,0 V +B
	1.8 16V 1.8 Di 1.8 TDCi 1.8 TDCi	85 55 66 81		06.02 06.02 06.02 08.06	08.13 08.13 08.13 08.13			24.0711-5148.3	360111	2					Radsensor L=602
	1.8 16V 1.8 Di 1.8 TDCi 1.8 TDCi	85 55 66 81		06.02 06.02 06.02 08.06	08.13 08.13 08.13 08.13			13.0460-7160.2 13.0460-7194.2 13.0470-7194.2	607160 607194 LD7194						23482 16,7 + ATE 23482 16,6 + ATE 23482 16,6 + ATE
	1.8 16V 1.8 Di 1.8 TDCi 1.8 TDCi	85 55 66 81		06.02 06.02 06.02 08.06	08.13 08.13 08.13 08.13			24.0111-0154.1	411154						278 11,0 9,0 +B

¹⁾ 260/280/300 series / Serie 260/280/300 / Série 260/280/300 / Serie 260/280/300
























²⁾ 330/350 series / Serie 330/350 / Série 330/350 / Serie 330/350

³⁾ + single tyre / + ruota singola / + roue simple / + cubierta simple

⁴⁾ + twin tyres / + ruote gemellate / + roue jumelée / + cubierta doble

⁵⁾ + ABS/ with sensor ring / + ABS/ con sensore / + ABS/ avec secours ABS / + ABS/ con anillo sensor ABS

⁶⁾ + light alloy rims / + cerchi in lega / + jantes en alliage léger / + Llantas de aleación ligera

								
FORD TRANSIT CONNECT / TOURNEO CONNECT (03-13)								
	1.8 16V	85	06.02	09.12	24.0711-6139.3	360134	2	Radsensor L=638
	1.8 Di	55	06.02	09.12				
	1.8 TDCi	66	06.02	09.12				
	1.8 TDCi	81	08.06	09.12				
	1.8 16V	85	10.12	08.13	24.0711-6220.3	360256	2	Radsensor
	1.8 Di	55	10.12	08.13				
	1.8 TDCi	66	10.12	08.13				
	1.8 TDCi	81	10.12	08.13				
	1.8 16V	85	06.02	08.13	03.0137-0438.2	650438		228 x 57 HEB
	1.8 Di	55	06.02	08.13	03.0137-9279.2	669279		Bremsbacken-Zubehör
	1.8 TDCi	66	06.02	08.13				
	1.8 TDCi	81	08.06	08.13				
	1.8 16V	85	06.02	08.13	24.0222-8033.1	480181		228/229,6 x 68
	1.8 Di	55	06.02	08.13				
	1.8 TDCi	66	06.02	08.13				
	1.8 TDCi	81	08.06	08.13				
	1.8 16V	85	06.02	08.13	03.0520-8020.3	698020		20,64/228x57 TopKit
	1.8 Di	55	06.02	08.13				AP
	1.8 TDCi	66	06.02	08.13				
	1.8 TDCi	81	08.06	08.13				
FORD TRANSIT CONNECT / TOURNEO CONNECT (13-)								
	1.0 EcoBoost	74	09.13	+ kurzer Radstand ¹⁾	13.0460-7193.2	607193		23723 18,1 +
	1.6 EcoBoost	110	09.13	+ kurzer Radstand ¹⁾	13.0470-7193.2	LD7193		23723 18,1 +
	1.6 TDCi	55	09.13	+ kurzer Radstand ¹⁾				ATE
	1.6 TDCi	70	09.13	+ kurzer Radstand ¹⁾				ATE
	1.6 TDCi	85	09.13	+ kurzer Radstand ¹⁾				
	1.0 EcoBoost	74	09.13	- Taxi	24.0125-0162.1	425162		300 25,0 23,0 V L +B
	1.6 EcoBoost	110	09.13	- Taxi	24.0325-0162.1	525162		300 25,0 23,0 V L +B PD
	1.6 TDCi	55	09.13	- Taxi				
	1.6 TDCi	70	09.13	- Taxi				
	1.6 TDCi	85	09.13	- Taxi				
	1.0 EcoBoost	74	09.13		24.0711-5357.3	360354	2	Radsensor
	1.6 EcoBoost	110	09.13					
	1.6 TDCi	55	09.13					
	1.6 TDCi	70	09.13					
	1.6 TDCi	85	09.13					
	1.0 EcoBoost	74	09.13		13.0460-7195.2	607195		23482 16,6 +
	1.6 EcoBoost	110	09.13		13.0470-7195.2	LD7195		23482 16,6 +
	1.6 TDCi	55	09.13					ATE
	1.6 TDCi	70	09.13					ATE
	1.6 TDCi	85	09.13					
	1.0 EcoBoost	74	09.13		24.0111-0172.1	411172		280 11,0 9,0 +B
	1.6 EcoBoost	110	09.13					
	1.6 TDCi	55	09.13					
	1.6 TDCi	70	09.13					
	1.6 TDCi	85	09.13					
	1.0 EcoBoost	74	09.13		24.0711-6296.3	360357	2	- Active City Stop
	1.6 EcoBoost	110	09.13		24.0711-6351.3	360358	2	+ Active City Stop
	1.6 TDCi	55	09.13					Radsensor
	1.6 TDCi	70	09.13					Radsensor
	1.6 TDCi	85	09.13					
FORD TRANSIT CUSTOM / TOURNEO CUSTOM (12-)								
	2.2 TDCi	74	05.12	- Serie 330 ³⁾	24.8190-0021.2	620021	1	Warnkontakt L=478mm
	2.2 TDCi	92	05.12	- Serie 330 ³⁾				
	2.2 TDCi	114	05.12	- Serie 330 ³⁾				
	2.2 TDCi	74	05.12	+ Serie 330 ⁴⁾	24.8190-0026.2	620026	1	Warnkontakt L=312mm
	2.2 TDCi	92	05.12	+ Serie 330 ⁴⁾				
	2.2 TDCi	74	05.12	- Serie 330 ³⁾	24.8190-0021.2	620021	1	Warnkontakt L=478mm
	2.2 TDCi	92	05.12	- Serie 330 ³⁾				
	2.2 TDCi	114	05.12	- Serie 330 ³⁾				
	2.2 TDCi	74	05.12	+ Serie 330 ⁴⁾	24.8190-0026.2	620026	1	Warnkontakt L=312mm
	2.2 TDCi	92	05.12	+ Serie 330 ⁴⁾				
2.2 TDCi	114	05.12	+ Serie 330 ⁴⁾					
HONDA ACCORD (93-98)								
	1.8 i (CE7)		01.96	09.98 + Schaltgetriebe ⁵⁾	13.0460-5955.2	605955		21879 18,6 +/WK
	2.0 i (CC7)		01.93	12.95 + Schaltgetriebe ⁵⁾	13.0460-0453.2	610453		Belagsatz-Zubehör
	2.0 i (CE8)		01.96	09.98 + Schaltgetriebe ⁵⁾				AKE
	2.0 TDi (CF1)		01.96	09.98				
	1.8 i (CE7)		01.96	09.98 + Automatikgetriebe ⁶⁾	13.0460-5982.2	605982		21651 17,5 +/WK
	2.0 i (CC7)		01.93	12.95 + Automatikgetriebe ⁶⁾	13.0460-0075.2	610075		Belagsatz-Zubehör
	2.0 i (CE8)		01.96	09.98 + Automatikgetriebe ⁶⁾				
	2.0 i Aero Deck (CE2)		01.94	01.98				
	2.0 i Coupe (CD9)		01.94	01.98				
	2.0 i LS Coupe (CD9)		01.94	01.98				
	2.2 i Aero Deck (CE1)		01.94	01.98				
	2.2 i Coupe (CD7)		01.94	01.98				
	2.2 i ES Coupe (CD7)		01.94	01.98				
	2.2 i VTEC (CE9)		01.96	09.98				
	2.3 i (CC7)		01.93	12.95				

¹⁾ + short wheel base / + passo lungo / + empattement court / + distancia corta entre ejes













²⁾ + light alloy rims / + cerchi in lega / + jantes en alliage léger / + Llantas de aleación ligera

³⁾ - series 330 / - serie 330 / - Série 330 / - serie 330






















⁴⁾ + series 330 / + serie 330 / + Série 330 / + serie 330

⁵⁾ + manual transmission / + scatola cambio velocità / + transmission mécanique / + cambio de velocidad

⁶⁾ + autom. transmission / + scatola cambio automatico / + transmission automatique / + cambio automático

HONDA ACCORD (93-98)										
	1.8 i (CE7)			01.96	09.98	+ Schaltgetriebe ¹⁾	24.0123-0103.1	423103		260 23,0 21,0 V
	2.0 i (CC7)			01.93	12.95	+ Schaltgetriebe ¹⁾				
	2.0 i (CE8)			01.96	09.98	+ Schaltgetriebe ¹⁾				
	2.0 TDi (CF1)			01.96	09.98					
	1.8 i (CE7)			01.96	09.98	+ Automatikgetriebe ²⁾	24.0123-0102.1	423102		282 23,0 21,0 V
	2.0 i (CC7)			01.93	12.95	+ Automatikgetriebe ²⁾				
	2.0 i (CE8)			01.96	09.98	+ Automatikgetriebe ²⁾				
	2.2 i VTEC (CE9)			01.96	09.98					
	2.3 i (CC7)			01.93	12.95					
	2.0 i Aero Deck (CE2)			01.94	01.98		24.0125-0130.1	425130		282 25,0 23,0 V
	2.0 i Coupe (CD9)			01.94	01.98					
	2.0 i LS Coupe (CD9)			01.94	01.98					
	2.2 i Aero Deck (CE1)			01.94	01.98					
	2.2 i Coupe (CD7)			01.94	01.98					
	2.2 i ES Coupe (CD7)			01.94	01.98					
	1.8 i (CE7)			01.96	09.98		13.0460-5929.2	605929		21719 15,0 +/WK Belagsatz-Zubehör
	2.0 i (CC7)			01.93	12.95					
	2.0 i (CE8)			01.96	09.98					
	2.0 i Aero Deck (CE2)			01.94	01.98					
	2.0 i Coupe (CD9)			01.94	01.98					
	2.0 i LS Coupe (CD9)			01.94	01.98					
	2.0 TDi (CF1)			01.96	09.98					
	2.2 i Aero Deck (CE1)			01.94	01.98					
	2.2 i Coupe (CD7)			01.94	01.98					
	2.2 i ES Coupe (CD7)			01.94	01.98					
	2.2 i VTEC (CE9)			01.96	09.98					
2.3 i (CC7)			01.93	12.95						
	1.8 i (CE7)			01.96	09.98		24.0110-0233.1	410233		260 10,0 8,0 +S +B
	2.0 i (CC7)			01.93	12.95					
	2.0 i (CE8)			01.96	09.98					
	2.0 i Aero Deck (CE2)			01.94	01.98					
	2.0 i Coupe (CD9)			01.94	01.98					
	2.0 i LS Coupe (CD9)			01.94	01.98					
	2.0 TDi (CF1)			01.96	09.98					
	2.2 i Aero Deck (CE1)			01.94	01.98					
	2.2 i Coupe (CD7)			01.94	01.98					
	2.2 i ES Coupe (CD7)			01.94	01.98					
	2.2 i VTEC (CE9)			01.96	09.98					
2.3 i (CC7)			01.93	12.95						
HONDA ACCORD (98-02)										
	1.6 i 16V (CG7)	85		10.98	12.02		13.0460-5861.2	605861		23097 17,1 +/WK/Zub/S
	1.6 i 16V (CH5)	85		10.98	12.02					
	1.8 VTEC (CG8)	100		10.98	12.02		13.0460-5825.2	605825		23094 16,5 +/WK/Zub/S LUC
	1.8 VTEC (CH6)	100		10.98	12.02					
	2.0 TDiC (CH2)	77		02.99	10.00					
	2.0 TDiC (CH8)	77		02.99	10.00					
	2.0 VTEC (CG9)	108		10.98	01.01					
	2.0 VTEC (CH7)	108		10.98	01.01					
	2.3 VTEC (CL3)	113		01.01	12.02					
	2.3 VTEC (CL4)	113		01.01	12.02					
	1.6 i 16V (CG7)	85		10.98	12.02		24.0123-0105.1	423105		260 23,0 21,0 V
	1.6 i 16V (CH5)	85		10.98	12.02					
	1.8 VTEC (CG8)	100		10.98	12.02	für 4-Loch-Felge ⁴⁾				
	1.8 VTEC (CH6)	100		10.98	12.02	für 4-Loch-Felge ⁴⁾				
	2.0 TDiC (CH2)	77		02.99	10.00	für 4-Loch-Felge ⁴⁾				
	2.0 TDiC (CH8)	77		02.99	10.00	für 4-Loch-Felge ⁴⁾				
	2.0 VTEC (CG9)	108		10.98	01.01	für 4-Loch-Felge ⁴⁾	24.0125-0146.1	425146		282 25,0 23,0 V +B
	2.0 VTEC (CH7)	108		10.98	01.01	für 4-Loch-Felge ⁴⁾				
	2.3 VTEC (CL3)	113		01.01	12.02	für 5-Loch-Felge ⁶⁾				
	2.3 VTEC (CL4)	113		01.01	12.02	für 5-Loch-Felge ⁶⁾				
	1.8 VTEC (CG8)	100		10.98	12.02		13.0460-5827.2	605827		23527 14,5 +/WK/S LUC
	1.8 VTEC (CH6)	100		10.98	12.02					
	2.0 TDiC (CH2)	77		02.99	10.00					
	2.0 TDiC (CH8)	77		02.99	10.00					
	2.0 VTEC (CG9)	108		10.98	01.01					
	2.0 VTEC (CH7)	108		10.98	01.01					
	2.2 Type R (CH1)	156		02.99	12.02					
	2.3 VTEC (CL3)	113		01.01	12.02					
2.3 VTEC (CL4)	113		01.01	12.02						
	1.8 VTEC (CG8)	100		10.98	12.02		24.0110-0295.1	410295		260 10,0 8,0 +B
	1.8 VTEC (CH6)	100		10.98	12.02					
	2.0 TDiC (CH2)	77		02.99	10.00					
	2.0 TDiC (CH8)	77		02.99	10.00					
	2.0 VTEC (CG9)	108		10.98	01.01					
	2.0 VTEC (CH7)	108		10.98	01.01					
HONDA ACCORD Coupe (98-03)										
	2.0 i 16V (CG4)	107		11.99	10.02		13.0460-5982.2	605982		21651 17,5 +/WK
	2.0 i 16V (CG4)	108		02.98	06.03					
	3.0 i V6 (CG2)	147		02.98	06.03					
	3.0 VTEC (CG2)	152		10.01	06.03					

¹⁾ + manual transmission / + scatola cambio velocità / + transmission mécanique / + cambio de velocidad
²⁾ + autom.transmission / + scatola cambio automatico / + transmission automatique / + cambio automático
³⁾ + 14" wheel / + ruota 14" / + roue 14" / + rueda 14"
⁴⁾ for 4 bore wheel rim / per cerchione a 4 fori / pour jante à 4 trous / para Llantas de 4 taladros
⁵⁾ + 15" wheel / + ruota 15" / + roue 15" / + rueda 15"
⁶⁾ for 5 bore wheel rim / per cerchione a 5 fori / pour jante à 5 trous / para Llantas de 5 taladros



























								
HONDA ACCORD Coupe (98-03)								
	2.0 i 16V (CG4)	107	11.99	10.02	13.0460-5929.2	605929		21719 15,0 +/WK AKE
	2.0 i 16V (CG4)	108	02.98	06.03				
	3.0 i V6 (CG2)	147	02.98	06.03				
	3.0 VTEC (CG2)	152	10.01	06.03				
	2.0 i 16V (CG4)	107	11.99	10.02	24.0109-0145.1	409145		260 9,0 8,0
	2.0 i 16V (CG4)	108	02.98	06.03				
	3.0 i V6 (CG2)	147	02.98	06.03	24.0109-0709.1	409709		260 9,0 8,0
	3.0 VTEC (CG2)	152	10.01	06.03				
HONDA ACCORD Limousine (03-08)								
	2.0 16V (CL7)	114	02.03	05.08	13.0460-5714.2	605714		23720 17,5 +/WK ATE
	2.0 16V (CL8) Allrad	114	02.03	05.08				
	2.2 i-CTDi (CN1)	103	01.04	05.08				
	2.4 16V (CL9)	140	02.03	05.08				
	2.4 16V (CM5)	113	09.06	05.08				
	2.4 VTEC (CM5)	122	04.06	07.08				
	2.4 VTEC E (CM5)	118	02.03	09.05				
	2.0 16V (CL7)	114	02.03	05.08	24.0125-0187.1	425187	+ 15" Rad 1)	280 25,0 23,0 V +B
	2.0 16V (CL8) Allrad	114	02.03	05.08				
	2.2 i-CTDi (CN1)	103	01.04	05.08				
	2.4 16V (CL9)	140	02.03	05.08				
	2.4 16V (CM5)	113	09.06	05.08				
	2.4 VTEC (CM5)	122	04.06	07.08				
	2.4 VTEC E (CM5)	118	02.03	09.05				
	2.0 16V (CL7)	114	02.03	05.08	24.0125-0174.1	425174	+ 16" Rad 2)	300 25,0 23,0 V +B
	2.0 16V (CL8) Allrad	114	02.03	05.08				
	2.2 i-CTDi (CN1)	103	01.04	05.08				
	2.4 16V (CL9)	140	02.03	05.08				
	2.4 16V (CM5)	113	09.06	05.08				
	2.4 VTEC (CM5)	122	04.06	07.08				
	2.4 VTEC E (CM5)	118	02.03	09.05				
	2.0 16V (CL7)	114	02.03	05.08	13.0460-5827.2	605827		23527 14,5 +/WK/S LUC
	2.0 16V (CL8) Allrad	114	02.03	05.08				
	2.2 i-CTDi (CN1)	103	01.04	05.08				
	2.4 16V (CL9)	140	02.03	05.08				
	2.4 16V (CM5)	113	09.06	05.08				
	2.4 VTEC (CM5)	122	04.06	07.08				
	2.4 VTEC E (CM5)	118	02.03	09.05				
	2.4 16V (CL9)	140	02.03	05.08	13.0460-5711.2	605711		23652 15,7 +/WK
	2.0 16V (CL7)	114	02.03	05.08	24.0110-0321.1	410321		260 10,0 8,0 +B
	2.0 16V (CL8) Allrad	114	02.03	05.08				
	2.2 i-CTDi (CN1)	103	01.04	05.08				
	2.4 16V (CL9)	140	02.03	05.08				
	2.4 16V (CM5)	113	09.06	05.08				
	2.4 VTEC (CM5)	122	04.06	07.08				
	2.4 VTEC E (CM5)	118	02.03	09.05				
HONDA ACCORD Kombi (03-08)								
	2.0 i 16V (CM1)	114	04.03	05.08	13.0460-5714.2	605714		23720 17,5 +/WK ATE
	2.2 CTDi (CM2)	103	01.04	05.08				
	2.4 i 16V (CM2)	140	04.03	05.08				
	2.4 VTEC E	118	09.03	09.05				
	2.4 VTEC T	147	09.03	05.08				
	2.0 i 16V (CM1)	114	04.03	05.08	24.0125-0187.1	425187	+ 15" Rad 1)	280 25,0 23,0 V +B
	2.2 CTDi (CM2)	103	01.04	05.08				
	2.4 i 16V (CM2)	140	04.03	05.08				
	2.4 VTEC E	118	09.03	09.05				
	2.4 VTEC T	147	09.03	05.08				
	2.0 i 16V (CM1)	114	04.03	05.08	24.0125-0174.1	425174	+ 16" Rad 2)	300 25,0 23,0 V +B
	2.2 CTDi (CM2)	103	01.04	05.08				
	2.4 i 16V (CM2)	140	04.03	05.08				
	2.4 VTEC E	118	09.03	09.05				
	2.4 VTEC T	147	09.03	05.08				
	2.4 i 16V (CM2)	140	04.03	05.08	13.0460-5827.2	605827		23527 14,5 +/WK/S LUC
	2.4 VTEC E	118	09.03	09.05				
	2.4 VTEC T	147	09.03	05.08				
	2.0 i 16V (CM1)	114	04.03	05.08	13.0460-5711.2	605711		23652 15,7 +/WK
	2.2 CTDi (CM2)	103	01.04	05.08				
	2.0 i 16V (CM1)	114	04.03	05.08	24.0109-0161.1	409161		282 9,0 7,5 +B
	2.2 CTDi (CM2)	103	01.04	05.08				
	2.4 i 16V (CM2)	140	04.03	05.08				
	2.4 VTEC E	118	09.03	09.05				
	2.4 VTEC T	147	09.03	05.08				
HONDA ACCORD IX Limousine (08-)								
	2.0 VTEC (CU1)	110	07.08		24.0132-0172.1	432172		320 32,0 30,0 V L +S +B
	2.0 VTEC (CU1)	115	07.08					
	2.4 VTEC (CU2)	133	07.08					
	2.4 VTEC (CU2)	148	07.08					
	2.0 VTEC (CU1)	110	07.08		13.0460-5648.2	605648		24435 14,8 +/WK/Zub NIS
	2.0 VTEC (CU1)	115	07.08					
	2.2 i-DTEC (CU3)	110	07.08					
	2.2 i-DTEC (CU3)	132	07.08					
	2.4 VTEC (CU2)	133	07.08					
	2.4 VTEC (CU2)	148	07.08					

1) + 15" wheel / + ruota 15" / + roue 15" / + rueda 15"

2) + 16" wheel / + ruota 16" / + roue 16" / + rueda 16"































3) + brake disc diameter 320mm / + diametro dischi freno 320mm / + diamètre disques frein 320mm / + diámetro disco freno 320mm

4) + manual transmission / + scatola cambio velocità / + transmission mécanique / + cambio de velocidad
































									
HONDA ACCORD IX Limousine (08-)									
	2.0 VTEC (CU1)	110		07.08	+ Schaltgetriebe ¹⁾	24.0109-0169.1	409169		282 9,0 8,0 +S +B
	2.0 VTEC (CU1)	115		07.08	+ Schaltgetriebe ¹⁾				
	2.2 i-DTEC (CU3)	110		07.08					
	2.2 i-DTEC (CU3)	132		07.08					
	2.4 VTEC (CU2)	133		07.08	+ Schaltgetriebe ¹⁾				
	2.4 VTEC (CU2)	148		07.08	+ Schaltgetriebe ¹⁾				
	2.0 VTEC (CU1)	110		07.08		03.0137-4019.2	654019		190 x 26 /Zub
	2.0 VTEC (CU1)	115		07.08					
	2.2 i-DTEC (CU3)	110		07.08					
	2.2 i-DTEC (CU3)	132		07.08					
	2.4 VTEC (CU2)	133		07.08					
	2.4 VTEC (CU2)	148		07.08					
HONDA ACCORD IX Kombi (08-)									
	2.0 VTEC (CW1)	115		07.08	+ Bremsscheibendurchm. 320mm ²⁾	24.0132-0172.1	432172		320 32,0 30,0 V L +S +B
	2.2 i-DTEC (CW3)	132		07.08	+ Bremsscheibendurchm. 320mm ²⁾				
	2.0 VTEC (CW1)	110		07.08		13.0460-5648.2	605648		24435 14,8 +/WK/Zub NIS
	2.0 VTEC (CW1)	115		07.08	+ Schaltgetriebe ¹⁾				
	2.2 i-DTEC (CW3)	110		07.08	+ Schaltgetriebe ¹⁾				
	2.2 i-DTEC (CW3)	132		07.08					
	2.4 VTEC (CW2)	148		07.08					
	2.0 VTEC (CW1)	110		07.08		24.0109-0169.1	409169		282 9,0 8,0 +S +B
	2.0 VTEC (CW1)	115		07.08	+ Schaltgetriebe ¹⁾				
	2.2 i-DTEC (CW3)	110		07.08	+ Schaltgetriebe ¹⁾				
	2.2 i-DTEC (CW3)	132		07.08					
	2.4 VTEC (CW2)	148		07.08					
	2.0 VTEC (CW1)	110		07.08		03.0137-4019.2	654019		190 x 26 /Zub
	2.0 VTEC (CW1)	115		07.08					
	2.2 i-DTEC (CW3)	110		07.08					
	2.2 i-DTEC (CW3)	132		07.08					
	2.4 VTEC (CW2)	148		07.08					
HONDA CITY (08-)									
	1.4 VTEC	73		09.08		13.0460-5943.2	605943		21697 15,0 +/WK SUM
	1.4 VTEC	73		09.08		24.0121-0115.1	421115		258 21,0 19,0 V +S +B
	1.4 VTEC	73		09.08		13.0460-5731.2	605731		21738 13,5 +/WK
HONDA CIVIC (3-türig) (91-95)									
	1.3 16V (EG3)			09.91	10.95	13.0460-5919.2	605919		20959 15,0 +/WK AKE
	1.3 16V (EG3)			09.91	10.95	13.0460-5943.2	605943		21697 15,0 +/WK SUM
	1.5 16V (EG4)			09.91	10.95				
	1.6 16V VTEC (EG5)	92		09.91	10.95 - ABS				
	1.6 16V VTEC (EG5)	92		09.91	10.95 + ABS	13.0460-5820.2	605820		21694 16,3 +/WK SUM
	1.6 16V VTEC (EG6)	118		09.91	10.95				
	1.3 16V (EG3)			09.91	10.95	24.0117-0101.1	417101		231 17,0 15,0 V AKE
	1.3 16V (EG3)			09.91	10.95	24.0121-0104.1	421104		240 21,0 19,0 V +S +B SUM
	1.5 16V (EG4)			09.91	10.95				
	1.6 16V VTEC (EG5)	92		09.91	10.95 - ABS				
	1.6 16V VTEC (EG5)	92		09.91	10.95 + ABS	24.0121-0105.1	421105		262 21,0 19,0 V +S +B
	1.6 16V VTEC (EG6)	118		09.91	10.95				
	1.6 16V VTEC (EG5)	92		09.91	10.95	13.0460-5998.2	605998		21312 12,8 +/WK AKE
	1.6 16V VTEC (EG6)	118		09.91	10.95	13.0460-0430.2	610430		Belagsatz-Zubehör AKE
	1.6 16V VTEC (EG5)	92		09.91	10.95	24.0109-0111.1	409111		239 9,0 8,0 +S +B
	1.6 16V VTEC (EG6)	118		09.91	10.95				
	1.3 16V (EG3)			09.91	10.95	03.0137-0284.2	650284		180 x 31
	1.5 16V (EG4)			09.91	10.95	03.0137-9096.2	669096		Bremsbacken-Zubehör
	1.3 16V (EG3)			09.91	10.95	24.0218-0018.1	480063		180/181 x 38
	1.5 16V (EG4)			09.91	10.95				
HONDA CIVIC (4-türig) (91-95)									
	1.5 16V (EG8)			09.91	10.95	13.0460-5943.2	605943		21697 15,0 +/WK SUM
	1.6 16V VTEC (EH9)	92		09.91	10.95 - ABS				
	1.6 16V 4WD VTEC(EH1)	92		09.91	10.95	13.0460-5820.2	605820		21694 16,3 +/WK SUM
	1.6 16V VTEC (EG9)	118		09.91	10.95				
	1.6 16V VTEC (EH9)	92		09.91	10.95 + ABS				
	1.5 16V (EG8)			09.91	10.95	24.0121-0104.1	421104		240 21,0 19,0 V +S +B SUM
	1.6 16V VTEC (EH9)	92		09.91	10.95 - ABS				
	1.6 16V 4WD VTEC(EH1)	92		09.91	10.95	24.0121-0105.1	421105		262 21,0 19,0 V +S +B
	1.6 16V VTEC (EG9)	118		09.91	10.95				
	1.6 16V VTEC (EH9)	92		09.91	10.95 + ABS				

¹⁾ + manual transmission / + scatola cambio velocità / + transmission mécanique / + cambio de velocidad






















²⁾ + brake disc diameter 320mm / + diametro dischi freno 320mm / + diamètre disques frein 320mm / + diámetro disco freno 320mm

											
HONDA CIVIC (4-türig) (91-95)											
	1.6 16V VTEC (EG9) 1.6 16V VTEC (EH9)	118 92		09.91 09.91	10.95 10.95		13.0460-5998.2 13.0460-0430.2	605998 610430		21312 12,8 +/WK Belagsatz-Zubehör	AKE AKE
	1.6 16V VTEC (EG9) 1.6 16V VTEC (EH9)	118 92		09.91 09.91	10.95 10.95		24.0109-0111.1	409111		239 9,0 8,0 +S +B	
	1.5 16V (EG8) 1.6 16V 4WD VTEC(EH1)	92 92		09.91 09.91	10.95 10.95		03.0137-0294.2 03.0137-9097.2	650294 669097		200 x 36 Bremsbacken-Zubehör	
HONDA CIVIC (3/4-türig) (95-01)											
	1.4 i (EJ9) 1.4 i (EJ9)	55 66		11.95 11.95	12.97 12.97		13.0460-5943.2 13.0460-0073.2	605943 610073		21697 15,0 +/WK Belagsatz-Zubehör	SUM
	1.4 i (EJ9) 1.4 i (EJ9) 1.5 VTEC (EK3) 1.6 VTEC (EK1) 1.6 VTEC (EK4)	55 66 84 84 118		01.98 01.98 11.95 11.95 11.95	01.01 01.01 01.01 01.01 01.01		13.0460-5820.2 13.0460-0073.2	605820 610073		21694 16,3 +/WK Belagsatz-Zubehör	SUM
	1.4 i (EJ9) 1.4 i (EJ9) 1.5 VTEC (EK3)	55 66 84		11.95 11.95 11.95	08.97 08.97 - ABS		24.0121-0104.1	421104		240 21,0 19,0 V +S +B	SUM
	1.4 i (EJ9) 1.4 i (EJ9) 1.5 VTEC (EK3) 1.6 VTEC (EK1) 1.6 VTEC (EK4)	55 66 84 84 118		09.97 09.97 09.97 11.95 11.95	01.01 01.01 + ABS 01.01 01.01		24.0121-0105.1	421105		262 21,0 19,0 V +S +B	
	1.5 VTEC (EK3) 1.6 VTEC (EK4)	84 118		11.95 11.95	01.01 01.01		13.0460-5731.2 13.0460-0329.2	605731 610329		21738 13,5 +/WK Belagsatz-Zubehör	
	1.5 VTEC (EK3) 1.6 VTEC (EK4)	84 118		11.95 11.95	01.01 01.01		24.0109-0111.1	409111		239 9,0 8,0 +S +B	
	1.4 i (EJ9) 1.4 i (EJ9) 1.4 i (EJ9) 1.5 VTEC (EK3) 1.6 VTEC (EK1)	55 55 66 84 84		11.95 11.95 11.95 11.95 11.95	01.01 + ABS 01.01 + ABS 01.01		03.0137-0284.2 03.0137-9096.2	650284 669096		180 x 31 Bremsbacken-Zubehör	
	1.4 i (EJ9) 1.4 i (EJ9) 1.5 VTEC (EK3) 1.6 VTEC (EK1)	55 66 84 84		11.95 11.95 11.95 11.95	01.01 + ABS 01.01 01.01		03.0137-0294.2 03.0137-9097.2	650294 669097		200 x 36 Bremsbacken-Zubehör	
	1.4 i (EJ9)	55		11.95	01.01 - ABS		24.0218-0018.1	480063		180/181 x 38	
HONDA CIVIC (3-türig) (01-05)											
	1.4 i 16V 1.6 i 16V	66 81		02.01 02.01	12.05 12.05		13.0460-2803.2 13.0460-0142.2 13.0460-5755.2	602803 610142 605755		21515 17,5 +/WK/S Belagsatz-Zubehör	LUC SUM
	1.7 CTDi	74		01.02	12.05		13.0460-5861.2 13.0460-5755.2	605861 605755	+ Sportfahrwerk ¹⁾	23097 17,1 +/WK/Zub/S 23178 16,6 +/WK	SUM
	2.0 Type R	147		09.01	12.05		13.0460-5755.2	605755		23178 16,6 +/WK	SUM
	1.4 i 16V 1.6 i 16V 1.7 CTDi	66 81 74		02.01 02.01 01.02	12.05 12.05 12.05		24.0121-0105.1 24.0125-0173.1	421105 425173	+ Sportfahrwerk ¹⁾	262 21,0 19,0 V +S +B 300 25,0 23,0 V +S +B	
	2.0 Type R	147		09.01	12.05		24.0123-0111.1 24.0125-0173.1	423111 425173	+ Sportfahrwerk ¹⁾	260 23,0 21,0 V +S +B 300 25,0 23,0 V +S +B	
	1.4 i 16V 1.6 i 16V 1.7 CTDi 2.0 Type R	66 81 74 147		02.01 02.01 01.02 09.01	12.05 12.05 12.05 12.05		13.0460-5929.2	605929		21719 15,0 +/WK	AKE
	1.4 i 16V 1.6 i 16V 1.7 CTDi 2.0 Type R	66 81 74 147		02.01 02.01 01.02 09.01	12.05 12.05 12.05 12.05		24.0109-0143.1 24.0110-0279.1	409143 410279	+ Sportfahrwerk ¹⁾	260 9,0 8,0 +S 260 10,0 8,0 +S +B	
	2.0 Type R	147		09.01	12.05		24.0110-0279.1	410279		260 10,0 8,0 +S +B	
HONDA CIVIC (4-türig) (01-05)											
	1.3 IMA 1.4 i 16V 1.6 i 16V	61 66 81		01.04 02.01 02.01	12.05 12.05 12.05		13.0460-2803.2 13.0460-5820.2	602803 605820		21515 17,5 +/WK/S 21694 16,3 +/WK	LUC SUM
	1.3 IMA 1.4 i 16V 1.6 i 16V	61 66 81		01.04 02.01 02.01	12.05 12.05 12.05		24.0121-0105.1 24.0121-0702.1	421105 421702	+ Sportfahrwerk ¹⁾	262 21,0 19,0 V +S +B 262 21,0 19,0 V +S +B	
	1.3 IMA 1.4 i 16V 1.6 i 16V	61 66 81		01.04 02.01 02.01	12.05 12.05 12.05		13.0460-5929.2	605929		21719 15,0 +/WK	AKE
	1.3 IMA 1.4 i 16V 1.6 i 16V	61 66 81		01.04 02.01 02.01	12.05 12.05 12.05		24.0109-0143.1 24.0110-0279.1	409143 410279	+ Sportfahrwerk ¹⁾	260 9,0 8,0 +S 260 10,0 8,0 +S +B	
	1.3 IMA 1.4 i 16V 1.6 i 16V	61 66 81		01.04 02.01 02.01	12.05 12.05 12.05		03.0137-0294.2	650294		200 x 36	

¹⁾ + sports suspension / + sospensione sportiva / + châssis de sport / + suspensión deportiva

									
HONDA CIVIC (5-türig) (94-96)									
	1.4 i (MA8) 1.5 VTEC E (MA9) 1.6 i (MB1) 1.6 VTEC (MB1)		09.94 09.94 09.94 09.94	12.96 12.96 12.96 12.96	13.0460-5920.2 13.0460-0308.2 13.0460-2803.2 13.0460-0142.2	605920 610308 602803 610142		21322 15,0 +/WK Belagsatz-Zubehör 21515 17,5 +/WK/S Belagsatz-Zubehör	AKE AKE LUC
	1.4 i (MA8) 1.5 VTEC E (MA9) 1.6 i (MB1) 1.6 VTEC (MB1)		09.94 09.94 09.94 09.94	12.96 12.96 12.96 12.96	24.0121-0105.1	421105		262 21,0 19,0 V +S +B	
	1.4 i (MA8) 1.5 VTEC E (MA9) 1.6 i (MB1) 1.6 VTEC (MB1)		09.94 09.94 09.94 09.94	12.96 + ABS 12.96 + ABS 12.96 12.96	13.0460-5998.2 13.0460-0430.2	605998 610430		21312 12,8 +/WK Belagsatz-Zubehör	AKE AKE
	1.4 i (MA8) 1.5 VTEC E (MA9) 1.6 i (MB1) 1.6 VTEC (MB1)		09.94 09.94 09.94 09.94	12.96 + ABS 12.96 + ABS 12.96 12.96	24.0110-0212.1	410212		239 10,0 8,0 +S +B	
	1.4 i (MA8) 1.5 VTEC E (MA9)		09.94 09.94	12.95 - ABS 12.95 - ABS	03.0137-0339.2 03.0137-9221.2	650339 669221		203 x 38 Bremsbacken-Zubehör	
	1.4 i (MA8) 1.5 VTEC E (MA9)		01.96 01.96	12.96 - ABS 12.96 - ABS	03.0137-0339.2	650339		203 x 38	
	1.4 i (MA8) 1.5 VTEC E (MA9)		09.94 09.94	12.96 - ABS 12.96 - ABS	24.0220-3016.1	480107		203/204 x 45,5	
	1.4 i (MA8) 1.5 VTEC E (MA9)		09.94 09.94	12.95 - ABS 12.95 - ABS	03.0420-3719.3	683719		19,05/203x38 Kit	LUC
	1.4 i (MA8) 1.5 VTEC E (MA9)		01.96 01.96	12.96 - ABS 12.96 - ABS	03.0420-4519.3	684519		19,05/203x38 Kit	
HONDA CIVIC (5-türig) (97-01)									
	1.4 i 16V (MB2) 1.5 i 16V (MB3) 1.6 i 16V (MB4) 1.6 VTi 2.0 i TD (MB7)		01.97 01.97 01.97 01.97 01.97	02.01 02.01 02.01 02.01 02.01	13.0460-5920.2 13.0460-0308.2 13.0460-2803.2 13.0460-0142.2	605920 610308 602803 610142		21322 15,0 +/WK Belagsatz-Zubehör 21515 17,5 +/WK/S Belagsatz-Zubehör	AKE AKE LUC
	1.4 i 16V (MB2) 1.5 i 16V (MB3) 1.6 i 16V (MB4) 1.6 VTi 2.0 i TD (MB7)		01.97 01.97 01.97 01.97 01.97	02.01 02.01 02.01 02.01 02.01	24.0121-0105.1	421105		262 21,0 19,0 V +S +B	
	1.4 i 16V (MB2) 1.5 i 16V (MB3) 1.6 i 16V (MB4) 1.6 VTi 2.0 i TD (MB7)		01.97 01.97 01.97 01.97 01.97	02.01 12.98 + ABS 12.98 + ABS 12.98 12.98	24.0123-0106.1	423106		282 23,0 21,0 V	
	1.4 i 16V (MB2) 1.5 i 16V (MB3) 1.6 i 16V (MB4) 1.6 VTi 2.0 i TD (MB7)		01.99 01.99 01.99 01.99 01.99	02.01 + ABS 02.01 + ABS 02.01 02.01 02.01	13.0460-5929.2	605929		21719 15,0 +/WK	AKE
	1.4 i 16V (MB2) 1.5 i 16V (MB3) 1.6 i 16V (MB4) 1.6 VTi 2.0 i TD (MB7)		01.97 01.97 01.97 01.97 01.97	12.98 + ABS 12.98 + ABS 12.98 12.98 12.98	24.0110-0212.1	410212		239 10,0 8,0 +S +B	
	1.4 i 16V (MB2) 1.5 i 16V (MB3) 1.8 i 16V (MB6)		01.99 01.97 01.97	02.01 + ABS 02.01 + ABS 02.01	24.0109-0143.1	409143		260 9,0 8,0 +S	
	1.4 i 16V (MB2) 1.5 i 16V (MB3)		11.98 11.98	02.01 - ABS 02.01 - ABS	24.0110-0233.1	410233		260 10,0 8,0 +S +B	
	1.4 i 16V (MB2) 1.5 i 16V (MB3)		11.98 11.98	02.01 - ABS 02.01 - ABS	03.0137-0339.2	650339		203 x 38	
	1.5 i 16V (MB3)		02.97	02.01	24.0220-3016.1	480107		203/204 x 45,5	
HONDA CIVIC (5-türig) (01-05)									
	1.4 i 16V (EU7) 1.6 VTEC (EU8)	66 81	02.01 02.01	12.05 12.05	13.0460-2803.2 13.0460-0142.2 13.0460-5820.2 13.0460-5878.2	602803 610142 605820 605878		21515 17,5 +/WK/S Belagsatz-Zubehör 21694 16,3 +/WK 23729 16,9 +/WK/Zub	LUC SUM
	1.7 CTDi (EU9) 2.0 i Sport (EV1)	74 118	01.02 01.04	12.05 12.05	13.0460-5861.2 13.0460-5878.2	605861 605878	+ Sportfahrwerk ¹⁾ + Sportfahrwerk ¹⁾	23097 17,1 +/WK/Zub/S 23729 16,9 +/WK/Zub	
	1.4 i 16V (EU7) 1.6 VTEC (EU8) 1.7 CTDi (EU9)	66 81 74	02.01 02.01 01.02	12.05 12.05 12.05	24.0121-0105.1 24.0123-0109.1	421105 423109	+ Sportfahrwerk ¹⁾ + Sportfahrwerk ¹⁾	262 21,0 19,0 V +S +B 282 23,0 21,0 V +S +B	
	1.4 i 16V (EU7) 1.6 VTEC (EU8) 1.7 CTDi (EU9) 2.0 i Sport (EV1)	66 81 74 118	02.01 02.01 01.02 01.04	12.05 12.05 12.05 12.05	24.0123-0111.1 24.0123-0109.1	423111 423109	+ Sportfahrwerk ¹⁾	260 23,0 21,0 V +S +B 282 23,0 21,0 V +S +B	AKE

¹⁾ + sports suspension / + sospensione sportiva / + châssis de sport / + suspensión deportiva

								
HONDA CIVIC (5-türig) (01-05)								
	1.4 i 16V (EU7)	66	02.01	12.05	24.0109-0143.1	409143	+ Sportfahrwerk ¹⁾	260 9,0 8,0 +S
	1.6 VTEC (EU8)	81	02.01	12.05	24.0110-0279.1	410279		260 10,0 8,0 +S +B
	1.7 CTDi (EU9)	74	01.02	12.05				
	2.0 i Sport (EV1)	118	01.04	12.05	24.0110-0279.1	410279		260 10,0 8,0 +S +B
	1.6 VTEC (EU8)	81	02.01	12.05	24.0109-0143.1	409143	+ Sportfahrwerk ¹⁾	260 9,0 8,0 +S
					24.0110-0279.1	410279		260 10,0 8,0 +S +B
	1.4 i 16V (EU7)	66	02.01	12.05	03.0137-0287.2	650287		220 x 36
					03.0137-9190.2	669190		Bremsbacken-Zubehör
HONDA CIVIC IX (5-türig) (12-)								
	1.4 i-VTEC	73	02.12		13.0460-7284.2	607284		25804 17,3 +/-WK ATE
	1.6 i-DTEC	88	02.13					
	1.6 i-VTEC	92	02.12					
	1.8 i-VTEC	104	02.12					
	2.0 i-VTEC	114	06.12					
	2.2 i-DTEC	110	02.12					
	1.4 i-VTEC	73	02.12		13.0460-7290.2	607290		25054 15,0 +/-WK ATE
	1.6 i-DTEC	88	02.13					
	1.6 i-VTEC	92	02.12					
	1.8 i-VTEC	104	02.12					
	2.0 i-VTEC	114	06.12					
	2.2 i-DTEC	110	02.12					
HONDA CIVIC Hatchback (FK/FN) (05-12)								
	1.6 i 16V (FK4)	84	09.05	12.12	13.0460-5878.2	605878		23729 16,9 +/-WK/Zub
	1.4 i-VTEC (FK1)	61	01.06	01.12	13.0460-5756.2	605756		24087 17,4 +/-WK/Zub/S
	1.4 i-VTEC (FK1/FN4)	73	10.08	12.12				
	1.8 i-VTEC (FK2/FN1)	103	01.06	12.12				
	2.2 CTDi (FK3/FN3)	103	01.06	12.12				
	2.0 i-VTEC (FN2)	110	12.06	12.10	13.0460-5755.2	605755		23178 16,6 +/-WK SUM
	2.0 Type R (FN2)	148	09.06	12.12				
	1.4 i-VTEC (FK1)	61	01.06	01.12	24.0123-0110.1	423110		282 23,0 21,0 V +S +B
	1.4 i-VTEC (FK1/FN4)	73	10.08	12.12				
	1.6 i 16V (FK4)	84	09.05	12.12				
	1.8 i-VTEC (FK2/FN1)	103	01.06	12.12				
	2.2 CTDi (FK3/FN3)	103	01.06	12.12				
	1.6 i 16V (FK4)	84	09.05	12.12	13.0460-5929.2	605929		21719 15,0 +/-WK AKE
	1.4 i-VTEC (FK1)	61	01.06	01.12	13.0460-5757.2	605757		24086 15,8 +/-WK/Zub/S
	1.4 i-VTEC (FK1/FN4)	73	10.08	12.12				
	1.8 i-VTEC (FK2/FN1)	103	01.06	12.12				
	2.0 i-VTEC (FN2)	110	12.06	12.10				
	2.0 Type R (FN2)	148	09.06	12.12				
	2.2 CTDi (FK3/FN3)	103	01.06	12.12				
	1.4 i-VTEC (FK1)	61	01.06	01.12	24.0109-0158.1	409158		260 9,0 8,0 +S +B
	1.4 i-VTEC (FK1/FN4)	73	10.08	12.12				
	1.6 i 16V (FK4)	84	09.05	12.12				
	1.8 i-VTEC (FK2/FN1)	103	01.06	12.12				
	2.0 i-VTEC (FN2)	110	12.06	12.10				
	2.0 Type R (FN2)	148	09.06	12.12				
	2.2 CTDi (FK3/FN3)	103	01.06	12.12				
HONDA CIVIC Stufenheck (FD) (05-12)								
	1.3 (FD3)	85	02.06	02.12	13.0460-5820.2	605820		21694 16,3 +/-WK SUM
	1.3 Hybrid (FD3)	70	01.06	02.12				
	1.6 16V (FD4)	92	09.05	12.12	13.0460-5878.2	605878		23729 16,9 +/-WK/Zub
	1.6 16V (FD4/FD6)	84	09.05	12.12				
	1.8 16V (FD1)	97	01.06	12.12				
	1.8 16V (FD1)	103	02.06	02.12				
	1.8 FlexFuel (FD1)	103	11.06	12.12				
	1.8 i-VTEC (FD1/FD7)	103	09.05	02.12				
	2.0 16V (FD2)	114	02.06	02.12	13.0460-5755.2	605755		23178 16,6 +/-WK SUM
	1.3 (FD3)	85	02.06	02.12	24.0121-0702.1	421702		262 21,0 19,0 V +S +B
	1.3 Hybrid (FD3)	70	01.06	02.12				
	1.3 Hybrid (FD3)	85	01.10	02.12				
	1.6 16V (FD4)	92	09.05	12.12	24.0123-0110.1	423110		282 23,0 21,0 V +S +B
	1.6 16V (FD4/FD6)	84	09.05	12.12				
	1.8 16V (FD1)	97	01.06	12.12				
	1.8 16V (FD1)	103	02.06	02.12				
	1.8 FlexFuel (FD1)	103	11.06	12.12				
	1.8 i-VTEC (FD1/FD7)	103	09.05	02.12				
	1.3 (FD3)	85	02.06	02.12	13.0460-5929.2	605929		21719 15,0 +/-WK AKE
	1.3 Hybrid (FD3)	70	01.06	02.12				
	1.3 Hybrid (FD3)	85	01.10	02.12				
	1.6 16V (FD4)	92	09.05	12.12				
	1.6 16V (FD4/FD6)	84	09.05	12.12				
	1.8 16V (FD1)	97	01.06	12.12				
	1.8 16V (FD1)	103	02.06	02.12				
	1.8 FlexFuel (FD1)	103	11.06	12.12				
	1.8 i-VTEC (FD1/FD7)	103	09.05	02.12				
2.0 16V (FD2)	114	02.06	02.12	13.0460-5757.2	605757		24086 15,8 +/-WK/Zub/S	

¹⁾ + sports suspension / + sospensione sportiva / + châssis de sport / + suspensión deportiva



HONDA CIVIC Stufenheck (FD) (05-12)

	1.3 (FD3)	85		02.06	02.12	24.0109-0158.1	409158		260 9,0 8,0 +S +B
	1.3 Hybrid (FD3)	70		01.06	02.12				
	1.3 Hybrid (FD3)	85		01.10	02.12				
	1.6 16V (FD4)	92		09.05	12.12				
	1.6 16V (FD4/FD6)	84		09.05	12.12				
	1.8 16V (FD1)	97		01.06	12.12				
	1.8 16V (FD1)	103		02.06	02.12				
	1.8 FlexFuel (FD1)	103		11.06	12.12				
	1.8 i-VTEC (FD1/FD7)	103		09.05	02.12				
	2.0 16V (FD2)	114		02.06	02.12				

HONDA CIVIC AERODECK (98-01)

	1.4 i 16V (MB8)	55		02.98	02.01	13.0460-2803.2	602803		21515 17,5 +/WK/S LUC
	1.4 i 16V (MB8)	66		02.98	02.01	13.0460-0142.2	610142		Belagsatz-Zubehör
	1.5 VTEC (MB9)	84		02.98	02.01				
	1.6 i 16V (MC1)	85		02.98	02.01				
	2.0 TDiC (MC3)	77		02.98	02.01				
	1.8 VTEC (MC2)	124		02.98	02.01	13.0460-5982.2	605982		21651 17,5 +/WK
	1.4 i 16V (MB8)	55		02.98	02.01	24.0121-0105.1	421105		262 21,0 19,0 V +S +B
	1.4 i 16V (MB8)	66		02.98	02.01				
	1.5 VTEC (MB9)	84		02.98	02.01				
	1.6 i 16V (MC1)	85		02.98	02.01				
	2.0 TDiC (MC3)	77		02.98	02.01				
	1.8 VTEC (MC2)	124		02.98	02.01	24.0123-0106.1	423106		282 23,0 21,0 V
	1.4 i 16V (MB8)	55		02.98	12.98 + ABS	13.0460-5998.2	605998		21312 12,8 +/WK AKE
	1.4 i 16V (MB8)	66		02.98	12.98 + ABS				
	2.0 TDiC (MC3)	77		02.98	02.01				
	1.4 i 16V (MB8)	55		01.99	02.01 + ABS	13.0460-5929.2	605929		21719 15,0 +/WK AKE
	1.4 i 16V (MB8)	66		01.99	02.01 + ABS				
	1.5 VTEC (MB9)	84		02.98	02.01 + ABS				
	1.6 i 16V (MC1)	85		02.98	02.01				
	1.8 VTEC (MC2)	124		02.98	02.01				
	1.4 i 16V (MB8)	55		02.98	12.98 + ABS	24.0110-0212.1	410212		239 10,0 8,0 +S +B
	1.4 i 16V (MB8)	66		02.98	12.98 + ABS				
	1.5 VTEC (MB9)	84		02.98	12.98 + ABS				
	2.0 TDiC (MC3)	77		02.98	02.01				
	1.4 i 16V (MB8)	55		01.99	02.01 + ABS	24.0109-0143.1	409143		260 9,0 8,0 +S
	1.4 i 16V (MB8)	66		01.99	02.01 + ABS				
	1.5 VTEC (MB9)	84		01.99	02.01 + ABS				
	1.6 i 16V (MC1)	85		02.98	02.01				
	1.8 VTEC (MC2)	124		02.98	02.01	24.0110-0233.1	410233		260 10,0 8,0 +S +B
	1.4 i 16V (MB8)	55		02.98	02.01 - ABS	03.0137-0339.2	650339		203 x 38
	1.4 i 16V (MB8)	66		02.98	02.01 - ABS				
	1.5 VTEC (MB9)	84		02.98	02.01 - ABS				
	1.4 i 16V (MB8)	55		02.98	02.01 - ABS	24.0220-3016.1	480107		203/204 x 45,5
	1.4 i 16V (MB8)	66		02.98	02.01 - ABS				
	1.5 VTEC (MB9)	84		02.98	02.01 - ABS				
	1.4 i 16V (MB8)	55		02.98	02.01 - ABS	03.0420-4519.3	684519		19,05/203x38 Kit
	1.4 i 16V (MB8)	66		02.98	02.01 - ABS				
	1.5 VTEC (MB9)	84		02.98	02.01 - ABS				

































HONDA CIVIC COUPE (94-95)

	1.5 i (EJ2)	74		01.94	12.95	13.0460-5943.2	605943		21697 15,0 +/WK SUM
	1.6 i (EJ6)	77		01.94	12.95	13.0460-0073.2	610073		Belagsatz-Zubehör
	1.6 VTEC (EJ1)	92		01.94	12.95	13.0460-5820.2	605820		21694 16,3 +/WK SUM
						13.0460-0073.2	610073		Belagsatz-Zubehör
	1.5 i (EJ2)	74		01.94	12.95	24.0121-0104.1	421104		240 21,0 19,0 V +S +B SUM
	1.6 i (EJ6)	77		01.94	12.95				
	1.6 VTEC (EJ1)	92		01.94	12.95	24.0121-0105.1	421105		262 21,0 19,0 V +S +B
	1.5 i (EJ2)	74		01.94	12.95	03.0137-0294.2	650294		200 x 36
	1.6 i (EJ6)	77		01.94	12.95	03.0137-9097.2	669097		Bremsbacken-Zubehör
	1.6 VTEC (EJ1)	92		01.94	12.95				

HONDA CIVIC COUPE (96-01)

	1.6 i (EJ6)	77		01.96	01.01	13.0460-5943.2	605943		21697 15,0 +/WK SUM
	1.6 VTEC (EJ8)	92		01.96	01.01	13.0460-0073.2	610073		Belagsatz-Zubehör
	1.6 VTEC (EM1)	118		04.99	01.01	13.0460-5820.2	605820		21694 16,3 +/WK SUM
						13.0460-0073.2	610073		Belagsatz-Zubehör
	1.6 i (EJ6)	77		01.96	01.01	24.0121-0104.1	421104		240 21,0 19,0 V +S +B SUM
	1.6 VTEC (EJ8)	92		01.96	01.01	24.0121-0105.1	421105		262 21,0 19,0 V +S +B
	1.6 VTEC (EM1)	118		04.99	01.01				
	1.6 VTEC (EM1)	118		04.99	01.01	13.0460-5731.2	605731		21738 13,5 +/WK
	1.6 VTEC (EM1)	118		04.99	01.01	24.0109-0111.1	409111		239 9,0 8,0 +S +B
	1.6 i (EJ6)	77		01.96	01.01	03.0137-0294.2	650294		200 x 36
	1.6 VTEC (EJ8)	92		01.96	01.01	03.0137-9097.2	669097		Bremsbacken-Zubehör

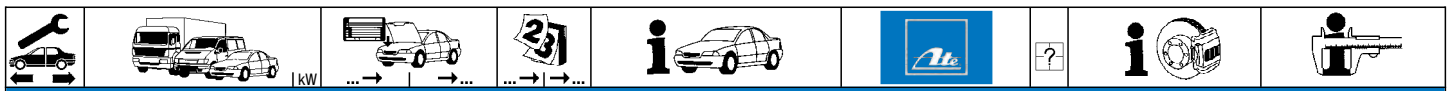


								
HONDA CIVIC COUPE (01-04)								
	1.6 i 16V (EM6) 1.7 i 16V (EM2) 1.7 VTEC (EM2)	81 88 92		02.01 02.01 02.01	10.04 10.04 10.04	13.0460-5820.2	605820	21694 16,3 +/WK SUM
	1.6 i 16V (EM6) 1.7 i 16V (EM2) 1.7 VTEC (EM2)	81 88 92		02.01 02.01 02.01	10.04 10.04 10.04	24.0121-0105.1 24.0123-0109.1	421105 423109	+ Sportfahrwerk 1) 262 21,0 19,0 V +S +B 282 23,0 21,0 V +S +B
	1.6 i 16V (EM6) 1.7 i 16V (EM2) 1.7 VTEC (EM2)	81 88 92		02.01 02.01 02.01	10.04 10.04 10.04	13.0460-5929.2	605929	21719 15,0 +/WK AKE
	1.6 i 16V (EM6) 1.7 i 16V (EM2) 1.7 VTEC (EM2)	81 88 92		02.01 02.01 02.01	10.04 10.04 10.04	24.0109-0143.1 24.0110-0279.1	409143 410279	+ Sportfahrwerk 1) 260 9,0 8,0 +S 260 10,0 8,0 +S +B
HONDA CONCERTO (90-95)								
	1.4 (HW) 1.5 i (HW) 1.6 i 16V (HW) 1.6 i 16V (HW)	66 66 82 90		08.89 01.90 01.90 01.90	01.95 01.95 01.95 01.95	13.0460-5920.2 13.0460-0308.2 13.0460-2803.2 13.0460-0142.2	605920 610308 602803 610142	21322 15,0 +/WK AKE Belagsatz-Zubehör AKE 21515 17,5 +/WK/S LUC Belagsatz-Zubehör
	1.4 (HW) 1.5 i (HW) 1.6 i 16V (HW) 1.6 i 16V (HW)	66 66 82 90		08.89 01.90 01.90 01.90	01.95 01.95 01.95 01.95	24.0121-0107.1	421107	262 21,0 19,0 V
	1.6 i 16V (HW) 1.6 i 16V (HW)	82 90		01.90 01.90	01.95 01.95	13.0460-5998.2 13.0460-0430.2	605998 610430	21312 12,8 +/WK AKE Belagsatz-Zubehör AKE
	1.6 i 16V (HW) 1.6 i 16V (HW)	82 90		01.90 01.90	01.95 01.95	24.0110-0212.1	410212	239 10,0 8,0 +S +B
	1.4 (HW) 1.5 i (HW)	66 66		08.89 01.90	01.95 01.95	03.0137-0339.2 03.0137-9221.2	650339 669221	203 x 38 Bremsbacken-Zubehör
	1.4 (HW) 1.5 i (HW)	66 66		08.89 01.90	01.95 01.95	24.0220-3016.1	480107	203/204 x 45,5
	1.4 (HW) 1.5 i (HW)	66 66		08.89 01.90	01.95 01.95	03.0420-3719.3	683719	19,05/203x38 Kit LUC
HONDA CR-V I (97-02)								
	2.0 i 16V (RD1) 2.0 i 16V (RD1) 2.0 i 16V (RD1)	94 98 108		01.97 04.99 04.99	04.99 02.02 02.02	13.0460-5982.2 13.0460-0075.2	605982 610075	21651 17,5 +/WK Belagsatz-Zubehör
	2.0 i 16V (RD1) 2.0 i 16V (RD1) 2.0 i 16V (RD1)	94 98 108		01.97 04.99 04.99	04.99 02.02 02.02	24.0123-0104.1	423104	282 23,0 21,0 V +S +B
	2.0 i 16V (RD1) 2.0 i 16V (RD1) 2.0 i 16V (RD1)	94 98 108		01.97 04.99 04.99	04.99 02.02 02.02	03.0137-0287.2 03.0137-9190.2	650287 669190	220 x 36 Bremsbacken-Zubehör
	2.0 i 16V (RD1) 2.0 i 16V (RD1) 2.0 i 16V (RD1)	94 98 108		01.97 04.99 04.99	04.99 02.02 02.02	24.0222-0002.1	480141	220/221 x 44,5
HONDA CR-V II (02-06)								
	2.0 16V 2.0 16V 2.2 CTDi 2.4 VTEC Allrad	110 112 103 118		07.02 03.02 02.05 03.02	09.06 + 15" Rad 2) 09.06 + 15" Rad 2) 09.06 + 15" Rad 2) 09.06 + 15" Rad 2)	13.0460-5860.2	605860	23868 17,1 +/WK/Zub
	2.0 16V 2.0 16V 2.2 CTDi 2.4 VTEC Allrad	110 112 103 118		07.02 03.02 02.05 03.02	09.06 + 16" Rad 3) 09.06 + 16" Rad 3) 09.06 + 16" Rad 3) 09.06 + 16" Rad 3)	13.0460-5753.2	605753	24638 20,0 +/WK/Zub/S
	2.0 16V 2.0 16V 2.2 CTDi 2.4 VTEC Allrad	110 112 103 118		07.02 03.02 02.05 03.02	09.06 + 15" Rad 2) 09.06 + 15" Rad 2) 09.06 + 15" Rad 2) 09.06 + 15" Rad 2)	24.0123-0109.1	423109	282 23,0 21,0 V +S +B
	2.0 16V 2.0 16V 2.2 CTDi 2.4 VTEC Allrad	110 112 103 118		07.02 03.02 02.05 03.02	09.06 + 16" Rad 3) 09.06 + 16" Rad 3) 09.06 + 16" Rad 3) 09.06 + 16" Rad 3)	24.0125-0182.1	425182	300 25,0 23,0 V +S
	2.0 16V 2.0 16V 2.2 CTDi 2.4 VTEC Allrad	110 112 103 118		07.02 03.02 02.05 03.02	12.04 09.06 09.06 12.04	13.0460-5711.2	605711	23652 15,7 +/WK
	2.0 16V 2.0 16V 2.4 VTEC Allrad	110 112 118		01.05 01.05 01.05	09.06 09.06 09.06	13.0460-5754.2	605754	24635 16,9 +/WK/Zub/S
	2.0 16V 2.0 16V 2.4 VTEC Allrad	110 112 118		07.02 03.02 03.02	12.04 12.04 12.04	24.0109-0144.1	409144	282 9,0 8,0 +S +B
	2.0 16V 2.0 16V 2.2 CTDi 2.4 VTEC Allrad	110 112 103 118		01.05 01.05 02.05 01.05	09.06 09.06 09.06 09.06	24.0109-0151.1	409151	305 9,0 7,5 +S +B

1) + sports suspension / + sospensione sportiva / + châssis de sport / + suspensión deportiva

2) + 15" wheel / + ruota 15" / + roue 15" / + rueda 15"

3) + 16" wheel / + ruota 16" / + roue 16" / + rueda 16"



HONDA CR-V II (02-06)

	2.0 16V	110		07.02	12.04	03.0137-0442.2	650442		167 x 35
	2.0 16V	112		03.02	12.04				
	2.4 VTEC Allrad	118		03.02	12.04				
	2.0 16V	110		01.05	09.06				
	2.0 16V	112		01.05	09.06	03.0137-3021.2	653021		198 x 35
	2.2 CTDi	103		02.05	09.06				
	2.4 VTEC Allrad	118		01.05	09.06				
































HONDA CR-V III (07-12)

	2.0 i-VTEC	105		11.09	09.12	13.0460-5753.2	605753		24638 20,0 +/WK/Zub/S
	2.0 i-VTEC	110		01.07	09.10				
	2.0 i-VTEC 4WD	110		01.07	09.10				
	2.2 CTDi 4WD	103		01.07	09.12				
	2.2 i-DTEC 4WD	110		01.07	09.12				
	2.4 i-VTEC	118		01.07	09.12				
	2.4 i-VTEC	125		04.07	09.12				
	2.4 i-VTEC	134		01.07	09.12				
	2.4 i-VTEC 4WD	118		01.07	09.12				
	2.4 i-VTEC 4WD	122		09.09	09.12				
	2.0 i-VTEC	105		11.09	09.12	24.0128-0217.1	428217		293 28,0 26,0 V +S +B
	2.0 i-VTEC	110		01.07	09.10				
	2.0 i-VTEC 4WD	110		01.07	09.10				
	2.2 CTDi 4WD	103		01.07	09.12				
	2.2 i-DTEC 4WD	110		01.07	09.12				
	2.4 i-VTEC	118		01.07	09.12				
	2.4 i-VTEC	125		04.07	09.12				
	2.4 i-VTEC	134		01.07	09.12				
	2.4 i-VTEC 4WD	118		01.07	09.12				
	2.4 i-VTEC 4WD	122		09.09	09.12				
	2.0 i-VTEC	105		11.09	09.12	13.0460-5754.2	605754		24635 16,9 +/WK/Zub/S
	2.0 i-VTEC	110		01.07	09.10				
	2.0 i-VTEC 4WD	110		01.07	09.10				
	2.2 CTDi 4WD	103		01.07	09.12				
	2.2 i-DTEC 4WD	110		01.07	09.12				
	2.4 i-VTEC	118		01.07	09.12				
	2.4 i-VTEC	125		04.07	09.12				
	2.4 i-VTEC	134		01.07	09.12				
	2.4 i-VTEC 4WD	118		01.07	09.12				
	2.4 i-VTEC 4WD	122		09.09	09.12				
	2.0 i-VTEC	105		11.09	09.12	24.0110-0329.1	410329		302 10,0 8,0 +S +B
	2.0 i-VTEC	110		01.07	09.10				
	2.0 i-VTEC 4WD	110		01.07	09.10				
	2.2 CTDi 4WD	103		01.07	09.12				
	2.2 i-DTEC 4WD	110		01.07	09.12				
	2.4 i-VTEC	118		01.07	09.12				
	2.4 i-VTEC	125		04.07	09.12				
	2.4 i-VTEC	134		01.07	09.12				
	2.4 i-VTEC 4WD	118		01.07	09.12				
	2.4 i-VTEC 4WD	122		09.09	09.12				
	2.0 i-VTEC	105		11.09	09.12	03.0137-3021.2	653021		198 x 35
	2.0 i-VTEC	110		01.07	09.10				
	2.0 i-VTEC 4WD	110		01.07	09.10				
	2.2 CTDi 4WD	103		01.07	09.12				
	2.2 i-DTEC 4WD	110		01.07	09.12				
	2.4 i-VTEC	118		01.07	09.12				
	2.4 i-VTEC	125		04.07	09.12				
	2.4 i-VTEC	134		01.07	09.12				
	2.4 i-VTEC 4WD	118		01.07	09.12				
	2.4 i-VTEC 4WD	122		09.09	09.12				
2.4 i-VTEC 4WD	124		09.07	09.12					
2.4 i-VTEC 4WD	125		04.07	09.12					

HONDA CR-V IV (12-)

















	1.6 i-DTEC	88		10.13		13.0460-5753.2	605753		24638 20,0 +/WK/Zub/S
	2.0 16V	110		01.12					
	2.0 16V	114		10.12					
	2.0 16V AWD	114		10.12					
	2.2 i-DTEC 4WD	110		10.12					
	1.6 i-DTEC	88		10.13		24.0128-0217.1	428217		293 28,0 26,0 V +S +B
	2.0 16V	110		01.12					
	2.0 16V AWD	114		10.12					
	1.6 i-DTEC	88		10.13		13.0460-5754.2	605754		24635 16,9 +/WK/Zub/S
	2.0 16V	110		01.12					
	2.0 16V	114		10.12					
	2.2 i-DTEC 4WD	110		10.12					
























								
HONDA CR-V IV (12-)								
	1.6 i-DTEC 2.0 16V 2.0 16V 2.0 16V AWD 2.2 i-DTEC 4WD	88 110 114 114 110		10.13 01.12 10.12 10.12 10.12		24.0110-0329.1	410329	302 10,0 8,0 +S +B
HONDA CRX (92-98)								
	1.6 i 16V VTEC (EG2) 1.6 i 16V VTEC (EH6)	118 92		01.92 12.98 01.92 12.98		13.0460-5820.2	605820	21694 16,3 +/WK SUM
	1.6 i 16V VTEC (EG2) 1.6 i 16V VTEC (EH6)	118 92		01.92 12.98 01.92 12.98		24.0121-0105.1	421105	262 21,0 19,0 V +S +B
	1.6 i 16V VTEC (EG2) 1.6 i 16V VTEC (EH6)	118 92		01.92 12.98 01.92 12.98 + ABS		13.0460-5998.2 13.0460-0430.2	605998 610430	21312 12,8 +/WK AKE Belagsatz-Zubehör AKE
	1.6 i 16V VTEC (EG2) 1.6 i 16V VTEC (EH6)	118 92		01.92 12.98 01.92 12.98 + ABS		24.0109-0111.1	409111	239 9,0 8,0 +S +B
	1.6 i 16V VTEC (EH6)	92		01.92 12.98 - ABS		03.0137-0284.2 03.0137-9096.2	650284 669096	180 x 31 Bremsbacken-Zubehör
	1.6 i 16V VTEC (EH6)	92		01.92 12.98 - ABS		24.0218-0018.1	480063	180/181 x 38
HONDA FR-V (05-09)								
	1.7 VTEC (BE1) 1.8 VTEC (BE1) 2.0 VTEC (BE3) 2.2 CTDi (BE5)	92 103 110 103		02.05 06.09 01.07 06.09 02.05 06.09 07.05 06.09		13.0460-5878.2	605878	23729 16,9 +/WK/Zub
	1.7 VTEC (BE1) 1.8 VTEC (BE1) 2.0 VTEC (BE3) 2.2 CTDi (BE5)	92 103 110 103		02.05 06.09 01.07 06.09 02.05 06.09 07.05 06.09		24.0123-0110.1	423110	282 23,0 21,0 V +S +B
	1.7 VTEC (BE1) 1.8 VTEC (BE1) 2.0 VTEC (BE3) 2.2 CTDi (BE5)	92 103 110 103		02.05 06.09 01.07 06.09 02.05 06.09 07.05 06.09		13.0460-5711.2	605711	23652 15,7 +/WK
	1.7 VTEC (BE1) 1.8 VTEC (BE1) 2.0 VTEC (BE3) 2.2 CTDi (BE5)	92 103 110 103		02.05 06.09 01.07 06.09 02.05 06.09 07.05 06.09		24.0112-0172.1	412172	282 12,0 10,0 +S
	1.7 VTEC (BE1) 1.8 VTEC (BE1) 2.0 VTEC (BE3) 2.2 CTDi (BE5)	92 103 110 103		02.05 06.09 01.07 06.09 02.05 06.09 07.05 06.09		03.0137-0442.2	650442	167 x 35
HONDA HR-V (99-05)								
	1.6 i 16V 1.6 i 16V 4WD 1.6 i 16V 4WD	77 77 91		02.99 09.05 02.99 09.05 10.99 09.05		13.0460-5982.2	605982	21651 17,5 +/WK
	1.6 i 16V 1.6 i 16V 4WD 1.6 i 16V 4WD	77 77 91		02.99 09.05 02.99 09.05 10.99 09.05		24.0123-0104.1	423104	282 23,0 21,0 V +S +B
	1.6 i 16V 1.6 i 16V 4WD 1.6 i 16V 4WD	77 77 91		02.99 09.05 + 3 türig ¹⁾ 02.99 09.05 + 3 türig ¹⁾ 10.99 09.05 + 3 türig ¹⁾		03.0137-0294.2 03.0137-9252.2	650294 669252	200 x 36 Bremsbacken-Zubehör
	1.6 i 16V 1.6 i 16V 4WD 1.6 i 16V 4WD	77 77 91		02.99 09.05 + 5 türig ²⁾ 02.99 09.05 + 5 türig ²⁾ 10.99 09.05 + 5 türig ²⁾		03.0137-0287.2 03.0137-9190.2	650287 669190	220 x 36 Bremsbacken-Zubehör
	1.6 i 16V 1.6 i 16V 4WD 1.6 i 16V 4WD	77 77 91		02.99 09.05 + 3 türig ¹⁾ 02.99 09.05 + 3 türig ¹⁾ 10.99 09.05 + 3 türig ¹⁾		24.0220-0043.1	480185	200/201 x 44,5
	1.6 i 16V 1.6 i 16V 4WD 1.6 i 16V 4WD	77 77 91		02.99 09.05 + 5 türig ²⁾ 02.99 09.05 + 5 türig ²⁾ 10.99 09.05 + 5 türig ²⁾		24.0222-0002.1	480141	220/221 x 44,5
HONDA INSIGHT (00-06)								
	1.0 VTEC (ZE1) 1.0 VTEC Hybrid (ZE1)	50 56		08.00 10.04 08.00 12.06		24.0117-0101.1	417101	231 17,0 15,0 V AKE
HONDA INSIGHT (09-13)								
	1.3 Hybrid 1.3 Hybrid	65 73		04.09 09.13 04.09 09.13		13.0460-5620.2	605620	24979 15,9 +/WK/Zub AKE
	1.3 Hybrid 1.3 Hybrid	65 73		04.09 09.13 04.09 09.13		24.0121-0105.1	421105	262 21,0 19,0 V +S +B
	1.3 Hybrid 1.3 Hybrid	65 73		04.09 09.13 04.09 09.13		13.0460-5929.2	605929	21719 15,0 +/WK AKE

¹⁾ + 3 door / + 3 porte / + 3 portes / + 3 puertas


























²⁾ + 5 door / + 5 porte / + 5 portes / + 5 puertas

HONDA INSIGHT (09-13)										
	1.3 Hybrid 1.3 Hybrid	65 73		04.09 04.09	09.13 09.13		24.0109-0162.1	409162		260 9,0 8,0 +S +B
HONDA INTEGRA R (97-01)										
	1.8 Type R (DC2)	140		11.97	10.01		24.0123-0104.1	423104		282 23,0 21,0 V +S +B
	1.8 Type R (DC2)	140		11.97	10.01		13.0460-5929.2	605929		21719 15,0 +/WK AKE
HONDA JAZZ (02-08)										
	1.2 (GD5) 1.2 (GE2) 1.4 (GD1) 1.4 (GE3) 1.4 (GE3) 1.7 (GD3)	57 59 61 65 67 92		03.02 10.05 03.02 04.05 09.05 01.04	10.08 10.08 10.08 10.08 10.08 10.08		13.0460-5943.2	605943		21697 15,0 +/WK SUM
	1.2 (GD5) 1.4 (GD1)	57 61		03.02 03.02	12.03 12.03		24.0121-0113.1	421113		240 21,0 19,0 V +S +B
	1.2 (GD5) 1.2 (GE2) 1.4 (GD1) 1.4 (GE3) 1.4 (GE3) 1.7 (GD3)	57 59 61 65 67 92		01.04 10.05 01.04 04.05 09.05 01.04	10.08 10.08 10.08 10.08 10.08 10.08		24.0121-0115.1	421115		258 21,0 19,0 V +S +B
	1.2 (GD5) 1.2 (GE2) 1.4 (GD1) 1.4 (GE3) 1.4 (GE3) 1.7 (GD3)	57 59 61 65 67 92		01.04 10.05 01.04 04.05 09.05 01.04	10.08 + ABS 10.08 10.08 + ABS 10.08 10.08 10.08		13.0460-5731.2	605731		21738 13,5 +/WK
	1.2 (GD5) 1.2 (GE2) 1.4 (GD1) 1.4 (GE3) 1.4 (GE3) 1.7 (GD3)	57 59 61 65 67 92		01.04 10.05 01.04 04.05 09.05 01.04	10.08 + ABS 10.08 10.08 + ABS 10.08 10.08 10.08		24.0109-0111.1	409111		239 9,0 8,0 +S +B
	1.2 (GD5) 1.4 (GD1)	57 61		03.02 03.02	12.03 - ABS 12.03 - ABS		03.0137-0422.2 03.0137-9284.2	650422 669284		180 x 31 Bremsbacken-Zubehör
	1.2 (GD5) 1.4 (GD1)	57 61		03.02 03.02	12.03 - ABS 12.03 - ABS		24.0218-0048.1	480314		180/181 x 39
HONDA JAZZ (08-)										
	1.2 i-VTEC 1.2 i-VTEC 1.3 Hybrid 1.4 Flexfuel 1.4 i 16V 1.4 i 16V 1.5 Flexfuel 1.5 i 16V	66 66 65 74 73 74 88 88		07.08 01.09 04.11 11.08 07.08 11.08 07.08 07.08	12.08		13.0460-5943.2 13.0460-5620.2	605943 605620		21697 15,0 +/WK SUM 24979 15,9 +/WK/Zub AKE
	1.2 i-VTEC 1.2 i-VTEC 1.3 Hybrid 1.4 Flexfuel 1.4 i 16V 1.4 i 16V 1.5 Flexfuel 1.5 i 16V	66 66 65 74 73 74 88 88		07.08 01.09 04.11 11.08 07.08 11.08 07.08 07.08	12.08		24.0121-0115.1 24.0121-0105.1	421115 421105		258 21,0 19,0 V +S +B 262 21,0 19,0 V +S +B
	1.3 Hybrid 1.2 i-VTEC 1.4 Flexfuel 1.4 i 16V 1.4 i 16V 1.5 Flexfuel 1.5 i 16V	65 66 74 73 74 88 88		04.11 07.08 11.08 07.08 11.08 07.08 07.08			13.0460-5929.2 13.0460-5731.2	605929 605731		21719 15,0 +/WK AKE 21738 13,5 +/WK
	1.3 Hybrid 1.2 i-VTEC 1.5 Flexfuel 1.5 i 16V	65 66 88 88		04.11 07.08 07.08 07.08	12.08 12.08 12.08 12.08		24.0109-0162.1 24.0109-0111.1	409162 409111		260 9,0 8,0 +S +B 239 9,0 8,0 +S +B
HONDA LEGEND (91-96)										
	3.2 i 24V (KA7) 3.2 i 24V Coupe (KA8)	151 151		01.91 01.91	01.96 01.96		13.0460-5982.2	605982		21651 17,5 +/WK
	3.2 i 24V (KA7) 3.2 i 24V Coupe (KA8)	151 151		01.91 01.91	01.96 01.96		24.0128-0722.1	428722		282 28,0 26,0 V






















								
HONDA LEGEND (91-96)								
	3.2 i 24V (KA7) 3.2 i 24V Coupe (KA8)	151 151		01.91 01.91	01.96 01.96	13.0460-5711.2	605711	23652 15,7 +/WK
	3.2 i 24V (KA7) 3.2 i 24V Coupe (KA8)	151 151		01.91 01.91	01.96 01.96	24.0109-0132.1	409132	282 9,0 7,5
HONDA LEGEND (96-04)								
	3.5 i 24V (KA9) 3.5 i 24V (KA9)	151 153		02.96 11.97	10.97 12.98	13.0460-5982.2	605982	21651 17,5 +/WK
	3.5 i 24V (KA9) 3.5 i 24V (KA9)	151 153		02.96 11.97	10.97 12.98	24.0123-0104.1	423104	282 23,0 21,0 V +S +B
	3.5 i 24V (KA9)	151		02.96	10.97	13.0460-5711.2	605711	23652 15,7 +/WK Belagsatz-Zubehör
	3.5 i 24V (KA9)	153		11.97	12.98	13.0460-0287.2	610287	
	3.5 i 24V (KA9)	153		01.99	09.04	13.0460-5711.2	605711	23652 15,7 +/WK Belagsatz-Zubehör
	3.5 i 24V (KA9) 3.5 i 24V (KA9)	151 153		02.96 11.97	10.97 12.98	24.0109-0132.1	409132	282 9,0 7,5
	HONDA LOGO (99-02)							
	1.3 i	48		02.99	03.02	13.0460-5943.2	605943	21697 15,0 +/WK SUM
	1.3 i	48		02.99	03.02	24.0121-0113.1	421113	240 21,0 19,0 V +S +B
	1.3 i	48		02.99	03.02	03.0137-0294.2 03.0137-9252.2	650294 669252	200 x 36 Bremsbacken-Zubehör
HONDA PRELUDE (92-96)								
	2.0 i 16V (BB3)	98		01.92	12.96 + 14" Rad 1)	13.0460-5955.2	605955	21879 18,6 +/WK AKE Belagsatz-Zubehör
	2.2 i 16V VTEC (BB1)	136		01.93	12.96 + 15" Rad 2)	13.0460-0453.2	610453	
	2.3 i 16V (BB2)	118		01.92	12.96 + 15" Rad 2)	13.0460-5982.2	605982	21651 17,5 +/WK
	2.0 i 16V (BB3)	98		01.92	12.96 + 14" Rad 1)	24.0123-0105.1	423105	260 23,0 21,0 V
	2.2 i 16V VTEC (BB1)	136		01.93	12.96 + 15" Rad 2)	24.0123-0106.1	423106	282 23,0 21,0 V
	2.3 i 16V (BB2)	118		01.92	12.96 + 15" Rad 2)			
	2.0 i 16V (BB3)	98		01.92	12.96	13.0460-5929.2	605929	21719 15,0 +/WK AKE
	2.2 i 16V VTEC (BB1)	136		01.93	12.96			
	2.3 i 16V (BB2)	118		01.92	12.96			
	2.0 i 16V (BB3)	98		01.92	12.96	24.0110-0267.1	410267	260 10,0 8,0
	2.2 i 16V VTEC (BB1)	136		01.93	12.96			
	2.3 i 16V (BB2)	118		01.92	12.96			
HONDA PRELUDE (96-00)								
	2.0 i 16V (BB9)	98		10.96	10.00	13.0460-5955.2	605955	21879 18,6 +/WK AKE Belagsatz-Zubehör
	2.2 i 16V	147		10.96	10.00	13.0460-0075.2	610075	
	2.2 i 16V (BB6/BB8)	136		10.96	10.00	13.0460-5982.2	605982	21651 17,5 +/WK Belagsatz-Zubehör
	2.0 i 16V (BB9)	98		10.96	10.00	24.0123-0105.1	423105	260 23,0 21,0 V
	2.2 i 16V	147		10.96	10.00	24.0123-0104.1	423104	282 23,0 21,0 V +S +B
	2.2 i 16V (BB6/BB8)	136		10.96	10.00			
	2.0 i 16V (BB9)	98		10.96	10.00	13.0460-5929.2	605929	21719 15,0 +/WK AKE Belagsatz-Zubehör
	2.2 i 16V	147		10.96	10.00	13.0460-0287.2	610287	
	2.2 i 16V (BB6/BB8)	136		10.96	10.00			
	2.0 i 16V (BB9)	98		10.96	10.00	24.0109-0141.1	409141	260 9,0 8,0 +S
HONDA S2000 (99-04)								
	2.0 VTEC (AP1)	177		06.99	09.04	13.0460-5755.2	605755	23178 16,6 +/WK SUM
	2.0 VTEC (AP1)	177		06.99	09.04	24.0125-0706.1	425706	300 25,0 23,0 V
	2.0 VTEC (AP1)	177		06.99	09.04	13.0460-5929.2	605929	21719 15,0 +/WK AKE
	2.0 VTEC (AP1)	177		06.99	09.04	24.0112-0707.1	412707	282 12,0 10,0

1) + 14" wheel / + ruota 14" / + roue 14" / + rueda 14"

2) + 15" wheel / + ruota 15" / + roue 15" / + rueda 15"

									
HONDA SHUTTLE / ODYSSEY (95-01)									
	2.2 i 16V (RA) 2.3 i 16V (RA)	110 110		01.95 01.98	12.97 05.01		13.0460-5982.2 13.0460-0075.2	605982 610075	21651 17,5 +/WK Belagsatz-Zubehör
	2.2 i 16V (RA) 2.3 i 16V (RA)	110 110		01.95 01.98	12.97 05.01		24.0123-0104.1	423104	282 23,0 21,0 V +S +B
	2.2 i 16V (RA) 2.3 i 16V (RA)	110 110		01.95 01.98	12.97 05.01		13.0460-5711.2 13.0460-0287.2	605711 610287	23652 15,7 +/WK Belagsatz-Zubehör
	2.2 i 16V (RA) 2.3 i 16V (RA)	110 110		01.95 01.98	12.97 05.01		24.0109-0132.1	409132	282 9,0 7,5
HONDA STREAM (01-05)									
	1.7 i 16V (RN1) 2.0 i 16V (RN1)	92 115		05.01 05.01	09.05 + 15" Rad ¹⁾ 09.05 + 15" Rad ¹⁾		13.0460-5878.2	605878	23729 16,9 +/WK/Zub
	1.7 i 16V (RN1) 2.0 i 16V (RN1)	92 115		05.01 05.01	09.05 + 15" Rad ¹⁾ 09.05 + 15" Rad ¹⁾		24.0123-0109.1	423109	282 23,0 21,0 V +S +B
	1.7 i 16V (RN1) 2.0 i 16V (RN1)	92 115		05.01 05.01	09.05 09.05		13.0460-5711.2	605711	23652 15,7 +/WK
	2.0 i 16V (RN1)	115		05.01	09.05		24.0112-0172.1	412172	282 12,0 10,0 +S
	1.7 i 16V (RN1) 2.0 i 16V (RN1)	92 115		05.01 05.01	09.05 09.05		03.0137-0442.2	650442	167 x 35
HYUNDAI ACCENT I (94-99)									
	1.3 i 12V 1.3 i 12V 1.3 i 12V 1.3 i 12V 1.5 16V 1.5 i 12V 1.5 i 16V	40 44 55 62 76 65 73		09.95 10.94 10.94 10.94 10.94 10.94 10.95	05.98 12.99 12.99 12.99 12.99 12.99 12.99		13.0460-5936.2	605936	21012 15,0 AKE
	1.3 i 12V 1.3 i 12V 1.3 i 12V 1.3 i 12V 1.5 16V 1.5 i 12V 1.5 i 16V	40 44 55 62 76 65 73		09.95 10.94 10.94 10.94 10.94 10.94 10.95	05.98 12.99 12.99 12.99 12.99 12.99 12.99		24.0119-0109.1	419109	242 19,1 17,0 V
	1.3 i 12V 1.3 i 12V 1.3 i 12V 1.3 i 12V 1.5 16V 1.5 i 12V 1.5 i 16V	40 44 55 62 76 65 73		09.95 10.94 10.94 10.94 10.94 10.94 10.95	05.98 12.99 12.99 12.99 12.99 12.99 12.99		03.0137-0366.2 03.0137-9277.2	650366 669277	180 x 32 HEB Bremsbacken-Zubehör
	1.3 i 12V 1.3 i 12V 1.3 i 12V 1.3 i 12V 1.5 16V 1.5 i 12V 1.5 i 16V	40 44 55 62 76 65 73		09.95 10.94 10.94 10.94 10.94 10.94 10.95	05.96 05.96 05.96 05.96 05.96 05.96 05.96		24.0218-0027.1	480099	180/182 x 44
	1.3 i 12V 1.3 i 12V 1.3 i 12V 1.3 i 12V 1.5 16V 1.5 i 12V 1.5 i 16V	40 44 55 62 76 65 73		06.96 06.96 06.96 06.96 06.96 06.96 06.96	05.98 12.99 12.99 12.99 12.99 12.99 12.99		24.0218-0034.1	480129	180/182 x 44
	1.3 i 12V 1.3 i 12V 1.3 i 12V 1.3 i 12V 1.5 16V 1.5 i 12V 1.5 i 16V	40 44 55 62 76 65 73		09.95 10.94 10.94 10.94 10.94 10.94 10.95	05.98 12.99 12.99 12.99 12.99 12.99 12.99		03.0520-7519.3	697519	19,05/180x32 TopKit
HYUNDAI ACCENT II (00-05)									
	1.3 i 12V 1.3 i 12V 1.3 i 12V 1.3 i 12V 1.5 CRDi 1.5 i 12V 1.5 i 16V 1.6 i 16V	55 61 62 63 60 66 75 77		01.00 01.00 08.02 01.00 04.02 01.00 09.00 10.02	09.05 09.05 09.05 09.05 09.05 09.05 09.05 09.05		13.0460-5872.2	605872	21012 15,0 +/WK/Zub AKE














¹⁾ + 15" wheel / + ruota 15" / + roue 15" / + rueda 15"








								
HYUNDAI ACCENT II (00-05)								
	1.3 i 12V	55		01.00	09.05	24.0119-0114.1	419114	241 19,0 17,0 V +B
	1.3 i 12V	61		01.00	09.05			
	1.3 i 12V	62		08.02	09.05			
	1.3 i 12V	63		01.00	09.05			
	1.5 CRDi	60		04.02	09.05			
	1.5 i 12V	66		01.00	09.05			
	1.5 i 16V	75		09.00	09.05			
1.6 i 16V	77		10.02	09.05				
	1.3 i 12V	55		01.00	07.02	03.0137-0429.2	650429	180 x 37 HEB Bremsbacken-Zubehör
	1.3 i 12V	61		01.00	07.02			
	1.3 i 12V	63		01.00	09.05			
	1.5 CRDi	60		04.02	07.02			
	1.5 i 12V	66		01.00	07.02			
	1.5 i 16V	75		09.00	07.02			
	1.3 i 12V	55		08.02	09.05			
1.3 i 12V	61		08.02	09.05				
1.3 i 12V	62		08.02	09.05				
1.5 CRDi	60		08.02	09.05				
1.5 i 12V	66		08.02	09.05				
1.5 i 16V	75		08.02	09.05				
1.6 i 16V	77		10.02	09.05				
	1.3 i 12V	55		01.00	07.02	24.0218-0008.1	480313	180/182 x 45
	1.3 i 12V	61		01.00	07.02			
	1.3 i 12V	63		01.00	09.05			
	1.5 CRDi	60		04.02	07.02			
	1.5 i 12V	66		01.00	07.02			
	1.5 i 16V	75		09.00	07.02			
	1.3 i 12V	55		01.00	07.02			
1.3 i 12V	61		01.00	07.02				
1.3 i 12V	63		01.00	09.05				
1.5 CRDi	60		04.02	07.02				
1.5 i 12V	66		01.00	07.02				
1.5 i 16V	75		09.00	07.02				
1.3 i 12V	55		08.02	09.05	03.0520-4517.3	694517	17,78/203x38 TopKit	
1.3 i 12V	61		08.02	09.05				
1.3 i 12V	62		08.02	09.05				
1.5 CRDi	60		08.02	09.05				
1.5 i 12V	66		08.02	09.05				
1.5 i 16V	75		08.02	09.05				
1.6 i 16V	77		10.02	09.05				
HYUNDAI ACCENT III (05-10)								
	1.4 16V	71		10.05	11.10	13.0460-5779.2	605779	24317 17,6 +/WK/Zub
	1.5 16V	70		01.08	11.10			
	1.5 CRDi	81		10.05	11.10			
	1.5 LPG	70		01.08	11.10			
	1.6 16V	82		10.05	11.10			
	1.4 16V	71		10.05	11.10	24.0122-0260.1	422260	256 22,0 20,0 V +B
	1.5 16V	70		01.08	11.10			
	1.5 CRDi	81		10.05	11.10			
	1.5 LPG	70		01.08	11.10			
	1.6 16V	82		10.05	11.10			
	1.4 16V	71		10.05	11.10 + ABS	13.0460-5780.2	605780	24320 15,3 +/WK/Zub
	1.5 16V	70		01.08	11.10 + ABS			
	1.5 CRDi	81		10.05	11.10 + ABS			
	1.5 LPG	70		01.08	11.10 + ABS			
	1.6 16V	82		10.05	11.10 + ABS			
	1.4 16V	71		10.05	11.10 + ABS	24.0110-0312.1	410312	262 10,0 8,4 +B
	1.5 CRDi	81		10.05	11.10 + ABS			
	1.6 16V	82		10.05	11.10 + ABS			
	1.4 16V	71		10.05	11.10 - ABS	03.0137-0495.2	650495	203 x 32 HEB
	1.5 16V	70		01.08	11.10 - ABS			
	1.5 CRDi	81		10.05	11.10 - ABS			
	1.5 LPG	70		01.08	11.10 - ABS			
	1.6 16V	82		10.05	11.10 - ABS			
	1.4 16V	71		10.05	11.10 + ABS	03.0137-3022.2	653022	170 x 32 HEB
	1.5 16V	70		01.08	11.10 + ABS			
	1.5 CRDi	81		10.05	11.10 + ABS			
	1.5 LPG	70		01.08	11.10 + ABS			
	1.6 16V	82		10.05	11.10 + ABS			
HYUNDAI ACCENT IV (10-)								
	1.4 16V	79		11.10	+ ABS	13.0460-5786.2	605786	24934 15,5 +/WK/Zub AKE
	1.4 CRDi	66		11.10	+ ABS			
	1.6 16V	90		11.10	+ ABS			
	1.6 16V	91		11.10	+ ABS			
	1.6 CCVT-I	92		11.10	+ ABS			
	1.6 CRDi	94		10.11	+ ABS			
	1.6 CRDi	100		04.11	+ ABS			
	0.8	38		04.99	07.03	13.0460-5803.2	605803	23238 16,0 +/WK
	1.0 i 12V	40		02.98	01.01			
	1.0 i 12V	40		02.01	03.02			
	1.0 i 12V	43		02.01	07.03			
	1.1 i 12V	43		08.03	05.05			
HYUNDAI ATOS (98-08)								
	0.8	38		04.99	07.03	13.0460-5829.2	605829	24277 16,0 +/WK/Zub
	1.0 i 12V	40		02.01	03.02			
	1.0 i 12V	43		02.01	07.03			
	1.1 i 12V	43		08.03	05.05			

HYUNDAI ATOS (98-08)											
	1.1 i 12V	46		03.04	02.08		13.0460-5829.2	605829			24277 16,0 +/WK/Zub
	0.8	38		04.99	07.03		24.0111-0125.1	411125			230 11,0 8,4 +B
	1.0 i 12V	40		02.98	01.01						
	1.0 i 12V	40		02.01	03.02		24.0118-0138.1	418138			234 18,0 16,0 V +B
	1.0 i 12V	43		02.01	07.03						
	1.1 i 12V	43		08.03	05.05						
	1.1 i 12V	46		03.04	02.08						
	0.8	38		04.99	07.03		03.0137-0386.2	650386			180 x 30 HEB
	1.0 i 12V	40		02.98	03.02		03.0137-9277.2	669277			Bremsbacken-Zubehör
	1.0 i 12V	43		03.01	07.03						
	1.1 i 12V	43		08.03	05.05						
	1.1 i 12V	46		03.04	02.08						
	0.8	38		04.99	07.03		24.0218-0044.2	480174	ohne Sensorring ¹⁾		180/182 x 36
	1.0 i 12V	40		02.98	03.02						
	1.0 i 12V	43		03.01	07.03						
	1.1 i 12V	43		08.03	05.05						
	1.1 i 12V	46		03.04	02.08		03.0520-4617.3	694617			17,78/180x30 TopKit
	1.1 i 12V	46		03.04	02.08						
HYUNDAI ATOS PRIME (99-08)											
	1.0 i 12V	40		08.99	01.01		13.0460-5803.2	605803			23238 16,0 +/WK
	1.0 i 12V	40		02.01	07.02		13.0460-5829.2	605829			24277 16,0 +/WK/Zub
	1.0 i 12V	43		08.01	12.05						
	1.1 i 12V	43		06.03	01.07						
	1.1 i 12V	46		09.05	08.08						
	1.0 i 12V	40		08.99	01.01		24.0111-0125.1	411125			230 11,0 8,4 +B
	1.0 i 12V	40		02.01	07.02		24.0118-0138.1	418138			234 18,0 16,0 V +B
	1.0 i 12V	43		08.01	12.05						
	1.1 i 12V	43		06.03	01.07						
	1.1 i 12V	46		09.05	08.08						
	1.0 i 12V	40		08.99	02.01		03.0137-0386.2	650386			180 x 30 HEB
	1.0 i 12V	43		03.01	12.05		03.0137-9277.2	669277			Bremsbacken-Zubehör
	1.1 i 12V	43		06.03	01.07						
	1.1 i 12V	46		09.05	08.08						
	1.0 i 12V	40		08.99	02.01		24.0218-0044.2	480174	ohne Sensorring ¹⁾		180/182 x 36
	1.0 i 12V	43		03.01	07.01						
	1.0 i 12V	40		08.99	02.01		03.0520-4617.3	694617			17,78/180x30 TopKit
	1.0 i 12V	43		03.01	12.05						
	1.1 i 12V	43		06.03	01.07						
	1.1 i 12V	46		09.05	08.08						
HYUNDAI CENTENNIAL (99-09)											
	3.5 V6	155		10.99	03.09	- ⊕	13.0460-5622.2	605622			23726 16,5 +/WK/Zub MAN
	4.5 V8	195		10.99	09.03	- ⊕					
HYUNDAI COUPE (RD) (96-02)											
	1.6 i 16V	79		08.00	04.02		13.0460-5933.2	605933			21725 16,8 +/WK AKE
	1.6 i 16V	84		12.96	04.02						
	1.6 i 16V	85		03.98	04.02						
	2.0 i 16V	99		03.01	04.02						
	2.0 i 16V	101		08.99	04.02						
	2.0 i 16V	102		08.96	04.02						
	1.6 i 16V	84		12.96	08.98		24.0122-0170.1	422170			257 22,0 20,0 V
	1.6 i 16V	85		03.98	08.98		24.0322-0170.1	522170			257 22,0 20,0 V PD
	2.0 i 16V	102		08.96	08.98						
	1.6 i 16V	79		08.00	04.02		24.0124-0706.1	424706			257 24,0 22,4 V
	1.6 i 16V	84		09.98	04.02						
	1.6 i 16V	85		09.98	04.02						
	2.0 i 16V	99		03.01	04.02						
	2.0 i 16V	101		08.99	04.02						
	2.0 i 16V	102		09.98	04.02						
	1.6 i 16V	79		08.00	04.02	+ ABS	13.0460-5874.2	605874			21553 14,0 +/WK/Zub SUM
	1.6 i 16V	84		12.96	04.02	+ ABS					
	1.6 i 16V	85		03.98	04.02	+ ABS					
	2.0 i 16V	99		03.01	04.02						
	2.0 i 16V	101		08.99	04.02						
	2.0 i 16V	102		08.96	04.02						
	1.6 i 16V	79		08.00	04.02	+ ABS	24.0110-0264.1	410264			258 10,0 8,0 +B
	1.6 i 16V	84		12.96	04.02	+ ABS					
	1.6 i 16V	85		03.98	04.02	+ ABS					
	1.6 i 16V	85		03.98	04.02	- ABS	03.0137-0369.2	650369			203 x 39 HEB
	1.6 i 16V	85		03.98	04.02	- ABS	03.0137-9270.2	669270			Bremsbacken-Zubehör

¹⁾ without sensor ring / senza sensori / sans secours ABS / sin anillo sensor ABS

























HYUNDAI COUPE (RD) (96-02)												
	1.6 i 16V	79	08.00	04.02	- ABS	24.0220-3045.1	480191					203/204,5 x 45,5
	1.6 i 16V	84	12.96	04.02	- ABS							
	1.6 i 16V	85	03.98	04.02	- ABS							
HYUNDAI COUPE (GK) (02-09)												
	1.6 i 16V	77	03.02	08.09		13.0460-5873.2	605873					23891 16,9 +/WK MAN
	1.6 i 16V	79	03.02	08.09		13.0460-0139.2	610139					Belagsatz-Zubehör MAN
	2.0 CCVT	105	02.03	08.09								
	2.0 i 16V	100	08.01	08.09								
	2.0 i 16V	102	03.02	08.09								
	2.7 i V6	121	01.07	08.09								
	2.7 i V6	123	03.02	08.09								
	1.6 i 16V	77	03.02	08.09		24.0126-0128.1	426128					280 26,0 24,4 V L +B
	1.6 i 16V	79	03.02	08.09								
	2.0 CCVT	105	02.03	08.09								
	2.0 i 16V	100	08.01	08.09								
	2.0 i 16V	102	03.02	08.09								
	2.7 i V6	121	01.07	08.09								
	2.7 i V6	123	03.02	08.09								
	1.6 i 16V	77	03.02	08.09		13.0460-5874.2	605874					21553 14,0 +/WK/Zub SUM
	1.6 i 16V	79	03.02	08.09								
	2.0 CCVT	105	02.03	08.09								
	2.0 i 16V	100	08.01	08.09								
	2.0 i 16V	102	03.02	08.09								
	2.7 i V6	121	01.07	08.09								
	2.7 i V6	123	03.02	08.09								
	1.6 i 16V	77	03.02	08.09		24.0110-0298.1	410298					258 10,0 8,0
	1.6 i 16V	79	03.02	08.09								
	2.0 CCVT	105	02.03	08.09								
	2.0 i 16V	100	08.01	08.09								
	2.0 i 16V	102	03.02	08.09								
	2.7 i V6	121	01.07	08.09								
	2.7 i V6	123	03.02	08.09								
HYUNDAI ELANTRA (00-06)												
	1.5 16V	75	09.00	05.01		13.0460-5933.2	605933					21725 16,8 +/WK AKE
	1.5 D	82	06.00	05.01								
	1.6 i 16V	66	06.00	05.01								
	1.6 i 16V	79	06.00	05.01								
	1.8 i 16V	79	06.00	05.01								
	1.8 i 16V	97	06.00	05.01								
	2.0 i 16V	102	06.00	05.01								
	2.0 i 16V	104	06.00	05.01								
	1.5 16V	75	06.01	07.03		13.0460-5875.2	605875					24031 17,7 +/WK MAN
	1.5 D	82	06.01	07.03								
	1.6 i 16V	66	06.01	07.03								
	1.6 i 16V	79	06.01	07.03								
	1.8 i 16V	79	06.01	07.03								
	1.8 i 16V	97	06.01	07.03								
	2.0 CRDi	83	04.01	07.03								
	2.0 i 16V	102	06.01	07.03								
	2.0 i 16V	104	06.01	07.03								
	1.5 16V	75	08.03	07.06		13.0460-5876.2	605876					24369 17,2 +/WK MAN
	1.5 D	82	08.03	07.06								
	1.6 i 16V	77	08.03	05.06								
	1.6 i 16V	79	08.03	05.06								
	1.6 i 16V	82	08.03	05.06								
	1.8 i 16V	93	06.04	05.06								
	1.8 i 16V	97	08.03	05.06								
	2.0 CRDi	83	08.03	05.06								
	2.0 i 16V	102	08.03	05.06								
	2.0 i 16V	104	08.03	05.06								
	2.0 i 16V	105	10.03	05.06								
	1.5 16V	75	09.00	07.06		24.0124-0184.1	424184					257 24,0 22,1 V +B
	1.5 D	82	06.00	07.06								
	1.6 i 16V	66	06.00	07.03								
	1.6 i 16V	77	08.03	05.06	- ABS							
	1.6 i 16V	79	06.00	07.03								
	1.6 i 16V	82	08.03	05.06	- ABS							
	1.8 i 16V	79	06.00	05.06								
	1.8 i 16V	93	06.04	05.06								
	1.8 i 16V	97	06.00	05.06								
	2.0 CRDi	83	04.01	06.03								
	2.0 i 16V	102	06.00	05.06								
	2.0 i 16V	104	06.00	05.06								
	2.0 i 16V	105	10.03	05.06								
	1.6 i 16V	77	08.03	05.06	+ ABS	24.0126-0129.1	426129					280 26,0 24,4 V +B
	1.6 i 16V	82	08.03	05.06	+ ABS							
	2.0 CRDi	83	07.03	05.06								
	1.5 16V	75	09.00	07.06		13.0460-5874.2	605874			+ ABS		21553 14,0 +/WK/Zub SUM
	1.5 D	82	06.00	07.06								
	1.6 i 16V	66	06.00	05.06								
	1.6 i 16V	77	08.03	05.06								
	1.6 i 16V	79	06.00	05.06								
	1.6 i 16V	82	08.03	05.06								
	1.8 i 16V	79	06.00	07.03								























HYUNDAI ELANTRA (00-06)					
	1.8 i 16V 93 1.8 i 16V 97 2.0 CRDi 83 2.0 i 16V 102 2.0 i 16V 104 2.0 i 16V 105	06.04 05.06 06.00 05.06 04.01 05.06 06.00 05.06 06.00 05.06 10.03 05.06	13.0460-5874.2 605874	+ ABS	21553 14,0 +WK/Zub SUM
	1.5 16V 75 1.5 D 82 1.6 i 16V 66 1.6 i 16V 77 1.6 i 16V 79 1.6 i 16V 82 1.8 i 16V 79 1.8 i 16V 93 1.8 i 16V 97 2.0 CRDi 83 2.0 i 16V 102 2.0 i 16V 104 2.0 i 16V 105	09.00 07.06 06.00 07.06 06.00 05.06 08.03 05.06 06.00 05.06 08.03 05.06 06.00 07.03 06.04 05.06 06.00 05.06 04.01 05.06 06.00 05.06 06.00 05.06 10.03 05.06	24.0110-0264.1 410264	+ ABS	258 10,0 8,0 +B
	1.5 16V 75 1.5 D 82 1.6 i 16V 66 1.6 i 16V 79 1.8 i 16V 79 1.8 i 16V 97 2.0 CRDi 83 2.0 i 16V 102 2.0 i 16V 104	09.00 10.01 06.00 10.01 06.00 10.01 06.00 10.01 06.00 10.01 06.00 10.01 04.01 10.01 06.00 10.01 06.00 10.01	03.0137-9270.2 669270		Bremsbacken-Zubehör
	1.5 16V 75 1.5 D 82 1.6 i 16V 66 1.6 i 16V 79 1.8 i 16V 79 1.8 i 16V 97 2.0 CRDi 83 2.0 i 16V 102 2.0 i 16V 104	09.00 10.01 06.00 10.01 06.00 10.01 06.00 10.01 06.00 10.01 06.00 10.01 04.01 10.01 06.00 10.01 06.00 10.01	24.0220-3045.1 480191	- ABS	203/204,5 x 45,5
HYUNDAI ELANTRA (06-11)					
	1.6 CRDi 85 1.6 CVVT 90 1.6 D 85 2.0 CVVT 105	11.05 12.11 06.06 12.11 05.06 12.11 06.06 12.11	13.0460-5873.2 605873 13.0460-0139.2 610139		23891 16,9 +WK MAN Belagsatz-Zubehör MAN
	1.6 CRDi 85 1.6 CVVT 90 1.6 D 85 2.0 CVVT 105	11.05 12.11 06.06 12.11 05.06 12.11 06.06 12.11	24.0126-0157.1 426157		275 26,0 24,0 V +B
	1.6 CRDi 85 1.6 CVVT 90 1.6 D 85 2.0 CVVT 105	11.05 12.11 + ABS 06.06 12.11 + ABS 05.06 12.11 + ABS 06.06 12.11 + ABS	13.0460-5833.2 605833		23543 14,4 +WK/Zub AKE
	1.6 CRDi 85 1.6 CVVT 90 1.6 D 85 2.0 CVVT 105	11.05 12.11 + ABS 06.06 12.11 + ABS 05.06 12.11 + ABS 06.06 12.11 + ABS	24.0110-0338.1 410338		262 10,0 8,4 +B
HYUNDAI ELANTRA (11-)					
	1.6 16V 96 1.6 16V 97 1.8 16V 110 1.8 16V Flex 118	06.11 06.11 06.11 02.11	13.0460-5645.2 605645		25692 17,2 +WK/Zub
	1.6 16V 96 1.6 16V 97 1.8 16V 110 1.8 16V Flex 118	06.11 06.11 06.11 02.11	13.0460-5786.2 605786 13.0470-5786.2 LD5786		24934 15,5 +WK/Zub AKE 24934 15,5 +WK/Zub AKE
	1.6 16V 96 1.6 16V 97 1.8 16V 110 1.8 16V Flex 118	06.11 06.11 06.11 02.11	24.0110-0368.1 410368		262 10,0 8,4 +B
HYUNDAI GALLOPER (98-03)					
	2.5 TCi D 77 2.5 TD 65 2.5 TD Intercooler 73 2.6 TD Allrad 63 3.0 i V6 104	08.98 12.03 08.98 12.03 08.98 12.03 08.98 06.03 08.98 12.03	13.0460-5885.2 605885		23518 17,0 +WK/Zub SUM
	2.5 TCi D 77 2.5 TD 65 2.5 TD Intercooler 73 2.6 TD Allrad 63 3.0 i V6 104	08.98 12.03 - ABS 08.98 12.03 - ABS 08.98 12.03 - ABS 08.98 06.03 - ABS 08.98 12.03 - ABS	24.0122-0175.1 422175		277 22,0 20,4 V
	2.5 TCi D 77 2.5 TD 65 2.5 TD Intercooler 73 2.6 TD Allrad 63 3.0 i V6 104	08.98 12.03 + ABS 08.98 12.03 + ABS 08.98 12.03 + ABS 08.98 06.03 + ABS 08.98 12.03 + ABS	24.0122-0237.1 422237		277 22,0 20,4 V +B

























HYUNDAI GETZ (02-09)													
	1.1 i 12V 1.1 i 12V 1.3 i 12V 1.3 i 12V 1.4 i 16V 1.5 CRDi 1.5 CRDi 1.5 CRDi GLS 1.5 CRDi GLS 1.5 i GL 1.6 i 16V 1.6 i 16V	46 49 60 63 71 60 65 75 81 73 77 78		09.02 08.05 09.02 09.03 08.05 03.03 08.05 07.04 08.05 08.02 09.02 08.05	07.05 02.09 04.05 04.05 02.09 04.05 02.09 07.05 02.09 07.05 07.05 02.09			13.0460-5872.2	605872			21012 15,0 +WK/Zub	AKE
	1.1 i 12V 1.1 i 12V 1.3 i 12V 1.3 i 12V 1.4 i 16V 1.5 CRDi 1.5 CRDi GLS 1.5 CRDi GLS 1.5 i GL 1.6 i 16V 1.6 i 16V	46 49 60 63 71 60 75 81 73 77 78		09.02 08.05 09.02 09.03 08.05 03.03 07.04 08.05 08.02 09.02 08.05	07.05 02.09 04.05 04.05 02.09 04.05 07.05 02.09 07.05 07.05 02.09			24.0119-0115.1	419115	+ 13" Rad ¹⁾		241 19,0 17,0 V +B	
	1.1 i 12V 1.1 i 12V 1.3 i 12V 1.3 i 12V 1.4 i 16V 1.5 CRDi 1.5 CRDi 1.5 CRDi GLS 1.5 CRDi GLS 1.6 i 16V 1.6 i 16V	46 49 60 63 71 60 65 75 81 77 78		09.02 08.05 09.02 09.03 08.05 03.03 07.04 08.05 09.02 08.05	07.05 02.09 04.05 04.05 02.09 04.05 07.05 02.09 07.05 02.09			24.0119-0116.1	419116	+ 14" Rad ²⁾		256 19,0 17,0 V +B	
	1.4 i 16V 1.5 CRDi 1.5 CRDi 1.5 CRDi GLS 1.5 CRDi GLS 1.6 i 16V 1.6 i 16V	71 60 65 75 81 77 78		08.05 03.03 08.05 07.04 08.05 09.02 08.05	02.09 04.05 02.09 07.05 02.09 07.05 02.09	+ ABS + ABS + ABS + ABS + ABS + ABS		13.0460-5833.2	605833			23543 14,4 +WK/Zub	AKE
	1.4 i 16V 1.5 CRDi 1.5 CRDi 1.5 CRDi GLS 1.5 CRDi GLS 1.6 i 16V 1.6 i 16V	71 60 65 75 81 77 78		08.05 03.03 08.05 07.04 08.05 09.02 08.05	02.09 04.05 02.09 07.05 02.09 07.05 02.09	+ ABS + ABS + ABS + ABS + ABS + ABS		24.0110-0312.1	410312			262 10,0 8,4 +B	
	1.1 i 12V 1.1 i 12V 1.3 i 12V 1.3 i 12V 1.4 i 16V 1.5 CRDi 1.5 CRDi 1.5 CRDi GLS 1.5 CRDi GLS 1.5 i GL 1.6 i 16V 1.6 i 16V	46 49 60 63 71 60 65 75 81 73 77 78		09.02 08.05 09.02 09.03 08.05 03.03 08.05 07.04 08.05 08.02 09.02 08.05	07.05 02.09 04.05 04.05 02.09 04.05 02.09 07.05 02.09 07.05 07.05 02.09	- ABS - ABS - ABS - ABS - ABS - ABS - ABS - ABS - ABS - ABS - ABS		03.0137-9292.2	669292			Bremsbacken-Zubehör	
	1.1 i 12V 1.1 i 12V 1.3 i 12V 1.3 i 12V 1.4 i 16V 1.5 CRDi 1.5 CRDi 1.5 CRDi GLS 1.5 CRDi GLS 1.6 i 16V 1.6 i 16V	46 49 60 63 71 60 65 73 77 77 78		09.02 08.05 09.02 09.03 08.05 03.03 08.05 08.02 09.02 08.05	07.05 02.09 04.05 04.05 02.09 04.05 02.09 07.05 07.05 07.05 02.09	+ ABS + ABS + ABS + ABS + ABS + ABS + ABS - ABS + ABS + ABS		03.0137-0456.2	650456			203 x 32 HEB	
	1.1 i 12V 1.1 i 12V 1.3 i 12V 1.3 i 12V 1.4 i 16V 1.5 CRDi 1.5 CRDi 1.5 CRDi GLS 1.5 CRDi GLS 1.6 i 16V 1.6 i 16V	46 49 60 63 71 60 65 73 77 77 78		09.02 08.05 09.02 09.03 08.05 03.03 08.05 08.02 09.02 08.05	07.05 02.09 04.05 04.05 02.09 04.05 02.09 07.05 07.05 07.05 02.09	+ ABS + ABS + ABS + ABS + ABS + ABS + ABS - ABS + ABS + ABS		24.0220-3038.1	480315			203/205,2 x 38,5	
	1.1 i 12V 1.1 i 12V 1.3 i 12V 1.3 i 12V 1.4 i 16V 1.5 CRDi	46 49 60 63 71 60		09.02 08.05 09.02 09.03 08.05 03.03	07.05 02.09 04.05 04.05 02.09 04.05			03.0520-4417.3	694417			17,78/203x32 TopKit	

1) + 13" wheel / + ruota 13" / + roue 13" / + rueda 13"

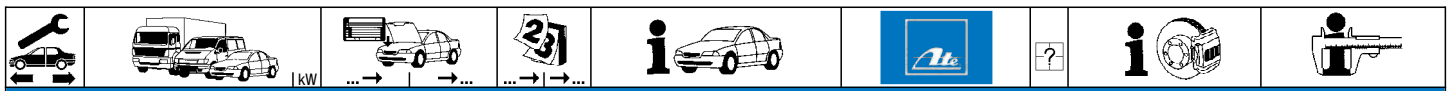
2) + 14" wheel / + ruota 14" / + roue 14" / + rueda 14"

									
HYUNDAI GETZ (02-09)									
	1.5 CRDi 1.5 CRDi GLS 1.5 CRDi GLS 1.5 i GL 1.6 i 16V 1.6 i 16V	65 75 81 73 77 78		08.05 07.04 08.05 08.02 09.02 08.05	02.09 07.05 02.09 07.05 07.05 02.09		03.0520-4417.3	694417	17,78/203x32 TopKit
	1.5 CRDi 1.5 CRDi 1.5 CRDi GLS 1.5 CRDi GLS 1.6 i 16V 1.6 i 16V	60 65 75 81 77 78		03.03 08.05 07.04 08.05 09.02 08.05	04.05 02.09 07.05 02.09 07.05 02.09		03.0137-3024.2	653024	170 x 32 HEB
HYUNDAI GRANDEUR (99-05)									
	2.5 i V6 3.0 i V6 3.0 i V6 3.5 i V6	120 138 153 145		06.99 09.99 10.01 10.02	05.05 10.02 05.05 05.05		13.0460-5833.2	605833	23543 14,4 +/WK/Zub AKE
	2.5 i V6 3.0 i V6 3.0 i V6 3.5 i V6	120 138 153 145		06.99 09.99 10.01 10.02	05.05 10.02 05.05 05.05		24.0110-0318.1	410318	262 10,0 8,4 +B
HYUNDAI GRANDEUR (05-10)									
	2.2 CRDi 2.2 CRDi 2.7 i V6 3.3 i V6	110 114 141 173		06.06 06.06 06.06 04.05	12.10 12.10 12.10 12.10		13.0460-5639.2	605639	24618 17,5 +/WK
	2.2 CRDi 2.2 CRDi 2.7 i V6 3.3 i V6	110 114 141 173		06.06 06.06 06.06 04.05	12.10 12.10 12.10 12.10		13.0460-5833.2	605833	23543 14,4 +/WK/Zub AKE
	2.2 CRDi 2.2 CRDi 2.7 i V6 3.3 i V6	110 114 141 173		06.06 06.06 06.06 04.05	05.07 05.07 05.07 05.07		24.0110-0336.1	410336	284 10,0 8,4 +B
	2.2 CRDi 2.2 CRDi 2.7 i V6 3.3 i V6	110 114 141 173		06.07 06.07 06.07 06.07	06.10 12.10 12.10 12.10		24.0110-0336.1	410336	284 10,0 8,4 +B
	2.2 CRDi	110		07.10	12.10		24.0110-0367.1	410367	284 10,0 8,4 +B
HYUNDAI GRAND SANTA FE (13-)									
	2.2 CRDi Allrad	145		06.13			13.0460-5777.2	605777	24351 16,3 +/WK/Zub
	2.2 CRDi Allrad	145		06.13			24.0128-0248.1	428248	321 28,0 26,4 V L +B
	2.2 CRDi Allrad	145		06.13			13.0460-5633.2	605633	25520 15,8 +/WK/Zub AKE
	2.2 CRDi Allrad	145		06.13			24.0111-0170.1	411170	302 11,0 9,4 L +B
HYUNDAI H-1 KASTEN (00-07)									
	2.4 2.4 2.5 TDiC 2.5 TDiC	82 107 59 73		03.00 11.01 03.00 03.00	04.04 10.02 09.00 12.01		13.0460-5792.2	605792	23536 17,6 +/WK/Zub
	2.4 2.5 CRDi 2.5 CRDi 2.5 TDiC 2.6 CRDi	107 81 103 73 79		11.02 07.01 08.03 01.02 08.05	04.04 04.04 04.04 04.04 12.07		13.0460-5832.2	605832	23569 16,5 +/WK/Zub
	2.4 2.5 TDiC 2.5 TDiC	82 59 73		03.00 03.00 03.00	04.04 09.00 10.02		24.0124-0220.1	424220	254 24,0 22,4 V
	2.4 2.5 TDiC	107 73		11.01 11.02	10.02 04.04		24.0124-0243.1	424243	255 24,0 22,4 V L +B
	2.4 2.5 CRDi 2.5 CRDi 2.6 CRDi	107 81 103 79		11.02 07.01 08.03 08.05	04.04 04.04 04.04 12.07		24.0126-0169.1	426169	274 26,0 24,4 V +B
	2.4 2.5 CRDi 2.5 CRDi 2.6 CRDi	107 81 103 79		11.01 07.01 08.03 08.05	04.04 04.04 04.04 12.07		13.0460-5637.2	605637	+ ABS 24448 14,9 +/WK/Zub MAN
	2.4 2.5 CRDi 2.5 CRDi 2.6 CRDi	107 81 103 79		11.01 07.01 08.03 08.05	04.04 04.04 04.04 12.07		24.0120-0232.1 24.0120-0235.1	420232 420235	+ ABS + ABS 303 20,0 18,4 V +B 303 20,0 18,4 V +B

        																																																	
HYUNDAI H-1 KASTEN (00-07)																																																	
	<table border="1"> <tr><td>2.4</td><td>82</td><td>03.00</td><td>04.04</td><td rowspan="7">03.0137-0488.2</td><td rowspan="7">650488</td><td rowspan="7"></td><td rowspan="7">270 x 53 HEB</td></tr> <tr><td>2.4</td><td>107</td><td>11.01</td><td>04.04</td><td>- ABS</td></tr> <tr><td>2.5 CRDi</td><td>81</td><td>07.01</td><td>04.04</td><td>- ABS</td></tr> <tr><td>2.5 CRDi</td><td>103</td><td>08.03</td><td>04.04</td><td>- ABS</td></tr> <tr><td>2.5 TDiC</td><td>59</td><td>03.00</td><td>09.00</td><td></td></tr> <tr><td>2.5 TDiC</td><td>73</td><td>03.00</td><td>04.04</td><td></td></tr> <tr><td>2.6 CRDi</td><td>79</td><td>08.05</td><td>12.07</td><td>- ABS</td></tr> </table>	2.4	82	03.00	04.04	03.0137-0488.2	650488		270 x 53 HEB	2.4	107	11.01	04.04	- ABS	2.5 CRDi	81	07.01	04.04	- ABS	2.5 CRDi	103	08.03	04.04	- ABS	2.5 TDiC	59	03.00	09.00		2.5 TDiC	73	03.00	04.04		2.6 CRDi	79	08.05	12.07	- ABS										
2.4	82	03.00	04.04	03.0137-0488.2	650488						270 x 53 HEB																																						
2.4	107	11.01	04.04									- ABS																																					
2.5 CRDi	81	07.01	04.04									- ABS																																					
2.5 CRDi	103	08.03	04.04									- ABS																																					
2.5 TDiC	59	03.00	09.00																																														
2.5 TDiC	73	03.00	04.04																																														
2.6 CRDi	79	08.05	12.07			- ABS																																											
HYUNDAI H-1 KASTEN (08-)																																																	
	<table border="1"> <tr><td>2.5 CRDi</td><td>81</td><td>02.08</td><td></td><td rowspan="6">13.0460-5799.2</td><td rowspan="6">605799</td><td rowspan="6"></td><td rowspan="6">24597 17,6 +/WK/Zub</td></tr> <tr><td>2.5 CRDi</td><td>85</td><td>08.11</td><td></td></tr> <tr><td>2.5 CRDi</td><td>85</td><td>12.08</td><td></td></tr> <tr><td>2.5 CRDi</td><td>100</td><td>08.09</td><td></td></tr> <tr><td>2.5 CRDi</td><td>120</td><td>02.08</td><td></td></tr> <tr><td>2.5 CRDi</td><td>125</td><td>02.08</td><td></td></tr> </table>	2.5 CRDi	81	02.08		13.0460-5799.2	605799		24597 17,6 +/WK/Zub	2.5 CRDi	85	08.11		2.5 CRDi	85	12.08		2.5 CRDi	100	08.09		2.5 CRDi	120	02.08		2.5 CRDi	125	02.08																					
2.5 CRDi	81	02.08		13.0460-5799.2	605799						24597 17,6 +/WK/Zub																																						
2.5 CRDi	85	08.11																																															
2.5 CRDi	85	12.08																																															
2.5 CRDi	100	08.09																																															
2.5 CRDi	120	02.08																																															
2.5 CRDi	125	02.08																																															
	<table border="1"> <tr><td>2.5 CRDi</td><td>81</td><td>02.08</td><td>+ ABS</td><td rowspan="6">13.0460-5636.2</td><td rowspan="6">605636</td><td rowspan="6"></td><td rowspan="6">24599 14,9 +/WK/Zub MAN</td></tr> <tr><td>2.5 CRDi</td><td>85</td><td>08.11</td><td>+ ABS</td></tr> <tr><td>2.5 CRDi</td><td>85</td><td>12.08</td><td>+ ABS</td></tr> <tr><td>2.5 CRDi</td><td>100</td><td>08.09</td><td></td></tr> <tr><td>2.5 CRDi</td><td>120</td><td>02.08</td><td></td></tr> <tr><td>2.5 CRDi</td><td>125</td><td>02.08</td><td></td></tr> </table>	2.5 CRDi	81	02.08	+ ABS	13.0460-5636.2	605636		24599 14,9 +/WK/Zub MAN	2.5 CRDi	85	08.11	+ ABS	2.5 CRDi	85	12.08	+ ABS	2.5 CRDi	100	08.09		2.5 CRDi	120	02.08		2.5 CRDi	125	02.08																					
2.5 CRDi	81	02.08	+ ABS	13.0460-5636.2	605636						24599 14,9 +/WK/Zub MAN																																						
2.5 CRDi	85	08.11	+ ABS																																														
2.5 CRDi	85	12.08	+ ABS																																														
2.5 CRDi	100	08.09																																															
2.5 CRDi	120	02.08																																															
2.5 CRDi	125	02.08																																															
	<table border="1"> <tr><td>2.5 CRDi</td><td>81</td><td>02.08</td><td>+ ABS</td><td rowspan="6">03.0137-3031.2</td><td rowspan="6">653031</td><td rowspan="6"></td><td rowspan="6">209 x 40</td></tr> <tr><td>2.5 CRDi</td><td>85</td><td>08.11</td><td>+ ABS</td></tr> <tr><td>2.5 CRDi</td><td>85</td><td>12.08</td><td>+ ABS</td></tr> <tr><td>2.5 CRDi</td><td>100</td><td>08.09</td><td></td></tr> <tr><td>2.5 CRDi</td><td>120</td><td>02.08</td><td></td></tr> <tr><td>2.5 CRDi</td><td>125</td><td>02.08</td><td></td></tr> </table>	2.5 CRDi	81	02.08	+ ABS	03.0137-3031.2	653031		209 x 40	2.5 CRDi	85	08.11	+ ABS	2.5 CRDi	85	12.08	+ ABS	2.5 CRDi	100	08.09		2.5 CRDi	120	02.08		2.5 CRDi	125	02.08																					
2.5 CRDi	81	02.08	+ ABS	03.0137-3031.2	653031						209 x 40																																						
2.5 CRDi	85	08.11	+ ABS																																														
2.5 CRDi	85	12.08	+ ABS																																														
2.5 CRDi	100	08.09																																															
2.5 CRDi	120	02.08																																															
2.5 CRDi	125	02.08																																															
HYUNDAI H-1 STAREX (97-07)																																																	
	<table border="1"> <tr><td>2.4</td><td>82</td><td>06.97</td><td>04.04</td><td rowspan="14">13.0460-5792.2</td><td rowspan="14">605792</td><td rowspan="14"></td><td rowspan="14">23536 17,6 +/WK/Zub</td></tr> <tr><td>2.4</td><td>101</td><td>02.03</td><td>04.04</td></tr> <tr><td>2.4 4WD</td><td>82</td><td>02.98</td><td>04.04</td></tr> <tr><td>2.4 4WD</td><td>99</td><td>06.01</td><td>04.04</td></tr> <tr><td>2.5 CRDi</td><td>103</td><td>12.02</td><td>04.04</td></tr> <tr><td>2.5 CRDi 4WD</td><td>103</td><td>12.02</td><td>04.04</td></tr> <tr><td>2.5 TCi</td><td>73</td><td>06.00</td><td>04.04</td></tr> <tr><td>2.5 TDiC</td><td>59</td><td>06.97</td><td>04.04</td></tr> <tr><td>2.5 TDiC</td><td>74</td><td>05.04</td><td>12.07</td></tr> <tr><td>2.5 TDiC 4WD</td><td>59</td><td>02.98</td><td>04.04</td></tr> <tr><td>2.6 TDiC</td><td>63</td><td>10.97</td><td>04.04</td></tr> </table>	2.4	82	06.97	04.04	13.0460-5792.2	605792		23536 17,6 +/WK/Zub	2.4	101	02.03	04.04	2.4 4WD	82	02.98	04.04	2.4 4WD	99	06.01	04.04	2.5 CRDi	103	12.02	04.04	2.5 CRDi 4WD	103	12.02	04.04	2.5 TCi	73	06.00	04.04	2.5 TDiC	59	06.97	04.04	2.5 TDiC	74	05.04	12.07	2.5 TDiC 4WD	59	02.98	04.04	2.6 TDiC	63	10.97	04.04
2.4	82	06.97	04.04	13.0460-5792.2	605792						23536 17,6 +/WK/Zub																																						
2.4	101	02.03	04.04																																														
2.4 4WD	82	02.98	04.04																																														
2.4 4WD	99	06.01	04.04																																														
2.5 CRDi	103	12.02	04.04																																														
2.5 CRDi 4WD	103	12.02	04.04																																														
2.5 TCi	73	06.00	04.04																																														
2.5 TDiC	59	06.97	04.04																																														
2.5 TDiC	74	05.04	12.07																																														
2.5 TDiC 4WD	59	02.98	04.04																																														
2.6 TDiC	63	10.97	04.04																																														
	<table border="1"> <tr><td>2.4</td><td>82</td><td>06.97</td><td>04.04</td><td rowspan="6">24.0124-0220.1</td><td rowspan="6">424220</td><td rowspan="6"></td><td rowspan="6">254 24,0 22,4 V</td></tr> <tr><td>2.4</td><td>101</td><td>02.03</td><td>04.04</td></tr> <tr><td>2.5 CRDi</td><td>103</td><td>12.02</td><td>04.04</td></tr> <tr><td>2.5 TCi</td><td>73</td><td>06.00</td><td>04.04</td></tr> <tr><td>2.5 TDiC</td><td>59</td><td>06.97</td><td>04.04</td></tr> <tr><td>2.6 TDiC</td><td>63</td><td>10.97</td><td>04.04</td></tr> </table>	2.4	82									06.97	04.04	24.0124-0220.1	424220		254 24,0 22,4 V	2.4	101	02.03	04.04	2.5 CRDi	103	12.02	04.04	2.5 TCi	73	06.00	04.04	2.5 TDiC	59	06.97	04.04	2.6 TDiC	63	10.97	04.04												
2.4	82	06.97	04.04									24.0124-0220.1	424220						254 24,0 22,4 V																														
2.4	101	02.03	04.04																																														
2.5 CRDi	103	12.02	04.04																																														
2.5 TCi	73	06.00	04.04																																														
2.5 TDiC	59	06.97	04.04																																														
2.6 TDiC	63	10.97	04.04																																														
	<table border="1"> <tr><td>2.4 4WD</td><td>99</td><td>07.03</td><td>04.04</td><td rowspan="4">24.0126-0169.1</td><td rowspan="4">426169</td><td rowspan="4"></td><td rowspan="4">274 26,0 24,4 V +B</td></tr> <tr><td>2.5 CRDi</td><td>103</td><td>07.03</td><td>04.04</td></tr> <tr><td>2.5 TDiC</td><td>74</td><td>05.04</td><td>12.07</td></tr> </table>	2.4 4WD	99	07.03	04.04	24.0126-0169.1	426169		274 26,0 24,4 V +B	2.5 CRDi	103	07.03	04.04	2.5 TDiC	74	05.04	12.07																																
2.4 4WD	99	07.03	04.04	24.0126-0169.1	426169						274 26,0 24,4 V +B																																						
2.5 CRDi	103	07.03	04.04																																														
2.5 TDiC	74	05.04	12.07																																														
	<table border="1"> <tr><td>2.4</td><td>82</td><td>06.97</td><td>04.04</td><td rowspan="14">03.0137-0488.2</td><td rowspan="14">650488</td><td rowspan="14"></td><td rowspan="14">270 x 53 HEB</td></tr> <tr><td>2.4</td><td>101</td><td>02.03</td><td>04.04</td></tr> <tr><td>2.4 4WD</td><td>82</td><td>02.98</td><td>04.04</td></tr> <tr><td>2.4 4WD</td><td>99</td><td>06.01</td><td>04.04</td></tr> <tr><td>2.5 CRDi</td><td>103</td><td>12.02</td><td>04.04</td></tr> <tr><td>2.5 CRDi 4WD</td><td>103</td><td>12.02</td><td>04.04</td></tr> <tr><td>2.5 TCi</td><td>73</td><td>06.00</td><td>04.04</td></tr> <tr><td>2.5 TDiC</td><td>59</td><td>06.97</td><td>04.04</td></tr> <tr><td>2.5 TDiC</td><td>74</td><td>05.04</td><td>12.07</td></tr> <tr><td>2.5 TDiC 4WD</td><td>59</td><td>02.98</td><td>04.04</td></tr> <tr><td>2.6 TDiC</td><td>63</td><td>10.97</td><td>04.04</td></tr> </table>	2.4	82			06.97	04.04	03.0137-0488.2	650488				270 x 53 HEB	2.4	101	02.03	04.04	2.4 4WD	82	02.98	04.04	2.4 4WD	99	06.01	04.04	2.5 CRDi	103	12.02	04.04	2.5 CRDi 4WD	103	12.02	04.04	2.5 TCi	73	06.00	04.04	2.5 TDiC	59	06.97	04.04	2.5 TDiC	74	05.04	12.07	2.5 TDiC 4WD	59	02.98	04.04
2.4	82	06.97	04.04	03.0137-0488.2	650488		270 x 53 HEB																																										
2.4	101	02.03	04.04																																														
2.4 4WD	82	02.98	04.04																																														
2.4 4WD	99	06.01	04.04																																														
2.5 CRDi	103	12.02	04.04																																														
2.5 CRDi 4WD	103	12.02	04.04																																														
2.5 TCi	73	06.00	04.04																																														
2.5 TDiC	59	06.97	04.04																																														
2.5 TDiC	74	05.04	12.07																																														
2.5 TDiC 4WD	59	02.98	04.04																																														
2.6 TDiC	63	10.97	04.04																																														
HYUNDAI H-1 STAREX (07-)																																																	
	<table border="1"> <tr><td>2.5 CRDi</td><td>81</td><td>07.10</td><td></td><td rowspan="2">13.0460-5799.2</td><td rowspan="2">605799</td><td rowspan="2"></td><td rowspan="2">24597 17,6 +/WK/Zub</td></tr> <tr><td>2.5 CRDi</td><td>125</td><td>09.07</td><td></td></tr> </table>	2.5 CRDi	81							07.10				13.0460-5799.2	605799		24597 17,6 +/WK/Zub	2.5 CRDi	125	09.07																													
2.5 CRDi	81	07.10						13.0460-5799.2	605799		24597 17,6 +/WK/Zub																																						
2.5 CRDi	125	09.07																																															
	<table border="1"> <tr><td>2.5 CRDi</td><td>81</td><td>07.10</td><td></td><td rowspan="2">13.0460-5636.2</td><td rowspan="2">605636</td><td rowspan="2"></td><td rowspan="2">24599 14,9 +/WK/Zub MAN</td></tr> <tr><td>2.5 CRDi</td><td>125</td><td>09.07</td><td></td></tr> </table>	2.5 CRDi	81	07.10		13.0460-5636.2	605636		24599 14,9 +/WK/Zub MAN	2.5 CRDi	125	09.07																																					
2.5 CRDi	81	07.10		13.0460-5636.2	605636						24599 14,9 +/WK/Zub MAN																																						
2.5 CRDi	125	09.07																																															
	<table border="1"> <tr><td>2.5 CRDi</td><td>81</td><td>07.10</td><td></td><td rowspan="2">03.0137-3031.2</td><td rowspan="2">653031</td><td rowspan="2"></td><td rowspan="2">209 x 40</td></tr> <tr><td>2.5 CRDi</td><td>125</td><td>09.07</td><td></td></tr> </table>	2.5 CRDi	81	07.10		03.0137-3031.2	653031		209 x 40	2.5 CRDi	125	09.07																																					
2.5 CRDi	81	07.10		03.0137-3031.2	653031						209 x 40																																						
2.5 CRDi	125	09.07																																															
HYUNDAI H 100 (93-00)																																																	
	<table border="1"> <tr><td>2.4</td><td>84</td><td>01.97</td><td>03.00</td><td rowspan="5">13.0460-5718.2</td><td rowspan="5">605718</td><td rowspan="5"></td><td rowspan="5">23081 18,0 +/WK LUC</td></tr> <tr><td>2.4</td><td>90</td><td>07.93</td><td>03.00</td></tr> <tr><td>2.5 D</td><td>55</td><td>07.93</td><td>11.94</td></tr> <tr><td>2.5 D</td><td>57</td><td>12.94</td><td>03.00</td></tr> <tr><td>2.5 TD</td><td>59</td><td>07.93</td><td>03.00</td></tr> </table>	2.4	84	01.97	03.00	13.0460-5718.2	605718		23081 18,0 +/WK LUC	2.4	90	07.93	03.00	2.5 D	55	07.93	11.94	2.5 D	57	12.94	03.00	2.5 TD	59	07.93	03.00																								
2.4	84	01.97	03.00	13.0460-5718.2	605718						23081 18,0 +/WK LUC																																						
2.4	90	07.93	03.00																																														
2.5 D	55	07.93	11.94																																														
2.5 D	57	12.94	03.00																																														
2.5 TD	59	07.93	03.00																																														
	<table border="1"> <tr><td>2.4</td><td>84</td><td>01.97</td><td>03.00</td><td rowspan="5">24.0120-0166.1</td><td rowspan="5">420166</td><td rowspan="5"></td><td rowspan="5">253 20,0 18,4 V</td></tr> <tr><td>2.4</td><td>90</td><td>07.93</td><td>03.00</td></tr> <tr><td>2.5 D</td><td>55</td><td>07.93</td><td>11.94</td></tr> <tr><td>2.5 D</td><td>57</td><td>12.94</td><td>03.00</td></tr> <tr><td>2.5 TD</td><td>59</td><td>07.93</td><td>03.00</td></tr> </table>	2.4	84	01.97	03.00	24.0120-0166.1	420166		253 20,0 18,4 V	2.4	90	07.93	03.00	2.5 D	55	07.93	11.94	2.5 D	57	12.94	03.00	2.5 TD	59	07.93	03.00																								
2.4	84	01.97	03.00	24.0120-0166.1	420166						253 20,0 18,4 V																																						
2.4	90	07.93	03.00																																														
2.5 D	55	07.93	11.94																																														
2.5 D	57	12.94	03.00																																														
2.5 TD	59	07.93	03.00																																														

									
HYUNDAI H 100 (93-00)									
	2.4 2.4 2.5 D 2.5 D 2.5 TD	84 90 55 57 59		01.97 07.93 07.93 12.94 07.93	03.00 03.00 11.94 03.00 03.00	03.0137-0036.2	650036	254 x 57	LUC
HYUNDAI HIGHWAY VAN (00-04)									
	2.0 i 16V 2.7 i V6	100 125		03.00 03.00	03.04 03.04	13.0460-5832.2	605832	23569 16,5 +/WK/Zub	
	2.0 i 16V 2.7 i V6	100 125		03.00 03.00	03.04 03.04	24.0126-0126.1	426126	276 26,0 24,0 V +B	
	2.0 i 16V 2.7 i V6	100 125		03.00 03.00	03.04 03.04	13.0460-5833.2	605833	23543 14,4 +/WK/Zub	AKE
	2.0 i 16V 2.7 i V6	100 125		03.00 03.00	03.04 03.04	24.0110-0286.1	410286	284 10,0 8,4 +B	
HYUNDAI i10 (08-13)									
	1.0 12V 1.1 12V 1.1 12V 1.1 12V 1.1 CRDi 1.1 LPG 1.2 12V 1.2 16V 1.2 16V	51 48 49 51 55 51 57 59 63		01.11 01.08 01.08 04.11 01.08 04.11 11.08 01.08 04.11	11.13 11.13 11.13 11.13 11.13 11.13 11.13 11.13 11.13	13.0460-5776.2	605776	24275 16,5 +/WK/Zub	AKE
	1.0 12V 1.1 12V 1.1 12V 1.1 12V 1.1 LPG 1.2 12V 1.2 16V 1.2 16V	51 48 49 51 51 57 59 63		01.11 01.08 01.08 04.11 04.11 11.08 01.08 04.11	11.13 11.13 11.13 11.13 11.13 11.13 11.13 11.13	24.0118-0145.1	418145	241 18,0 16,0 V +B	
	1.1 CRDi	55		01.08	11.13	24.0118-0144.1	418144	252 18,0 16,0 V +B	
	1.0 12V 1.1 12V 1.1 12V 1.1 12V 1.1 CRDi 1.1 LPG 1.2 12V 1.2 16V 1.2 16V	51 48 49 51 55 51 57 59 63		01.11 01.08 01.08 04.11 01.08 04.11 11.08 01.08 04.11	11.13 11.13 11.13 11.13 11.13 11.13 11.13 11.13 11.13	13.0460-5775.2	605775	24276 14,8 +/WK/Zub	
	1.0 12V 1.1 12V 1.1 12V 1.1 12V 1.1 CRDi 1.1 LPG 1.2 12V 1.2 16V 1.2 16V	51 48 49 51 55 51 57 59 63		01.11 01.08 01.08 04.11 01.08 04.11 11.08 01.08 04.11	11.13 11.13 11.13 11.13 11.13 11.13 11.13 11.13 11.13	24.0110-0324.1	410324	234 10,0 8,0 +B	
HYUNDAI i10 (13-)									
	1.0 12V 1.0 12V LPG 1.2 16V	49 49 64		12.13 02.14 12.13		24.0118-0144.1	418144	252 18,0 16,0 V +B	
	1.0 12V 1.0 12V LPG 1.2 16V	49 49 64		12.13 02.14 12.13		24.0118-0145.1	418145	241 18,0 16,0 V +B	Herst.Land (EU) ²⁾
	1.0 12V 1.0 12V LPG 1.2 16V	49 49 64		12.13 02.14 12.13		24.0110-0394.1	410394	234 10,0 8,4 +B	
HYUNDAI i20 (08-14)									
	1.2 16V 1.2 16V 1.2 16V	57 59 63		09.08 09.08 03.12	12.14 - ESP 12.14 - ESP 12.14 - ESP	13.0460-5776.2	605776	24275 16,5 +/WK/Zub	AKE
	1.1 CRDi 1.2 16V 1.2 16V 1.2 16V 1.2 16V 1.4 16V 1.4 CRDi 1.4 CRDi 1.6 16V 1.6 16V 1.6 CRDi 1.6 CRDi	55 57 59 63 74 55 66 91 93 85 94		03.12 09.08 09.08 03.12 09.08 08.09 09.08 12.08 09.08 09.08 01.09	12.14 12.14 + ESP 12.14 + ESP 12.14 + ESP 12.14 12.14 12.14 12.14 12.14 12.14 12.14	13.0460-5779.2	605779	24317 17,6 +/WK/Zub	

¹⁾ - light alloy rims / - cerchioni in lega / - jantes en alliage léger / - Llantas de aleación ligera
²⁾ country of manufacture (EU) / paese del costruttore (EU) / pays du constructeur (EU) / país del fabricante (EU)











HYUNDAI i20 (08-14)

	1.2 16V	57	09.08	12.14	- ESP	24.0118-0151.1	418151		256 18,0 16,0 V +B	
	1.2 16V	59	09.08	12.14	- ESP					
	1.2 16V	63	03.12	12.14	- ESP					
		1.1 CRDi	55	03.12	12.14		24.0122-0260.1	422260		256 22,0 20,0 V +B
		1.2 16V	57	09.08	12.14	+ ESP				
		1.2 16V	59	09.08	12.14	+ ESP				
		1.2 16V	63	03.12	12.14	+ ESP				
		1.4 16V	74	09.08	12.14					
		1.4 CRDi	55	08.09	12.14					
		1.4 CRDi	66	09.08	12.14					
1.6 16V		91	12.08	12.14						
1.6 16V		93	09.08	12.14						
1.6 CRDi		85	09.08	12.14						
1.6 CRDi	94	01.09	12.14							
	1.1 CRDi	55	03.12	12.14		13.0460-5780.2	605780		24320 15,3 +/WK/Zub	
	1.2 16V	57	09.08	12.14	+ ESP					
	1.2 16V	59	09.08	12.14	+ ESP					
	1.2 16V	63	03.12	12.14	+ ESP					
	1.4 16V	74	09.08	12.14						
	1.4 CRDi	55	08.09	12.14						
	1.4 CRDi	66	09.08	12.14						
	1.6 16V	91	12.08	12.14						
	1.6 16V	93	09.08	12.14						
	1.6 CRDi	85	09.08	12.14						
1.6 CRDi	94	01.09	12.14							
	1.1 CRDi	55	03.12	12.14		24.0110-0312.1	410312		262 10,0 8,4 +B	
	1.2 16V	57	09.08	12.14	+ ESP					
	1.2 16V	59	09.08	12.14	+ ESP					
	1.2 16V	63	03.12	12.14	+ ESP					
	1.4 16V	74	09.08	12.14						
	1.4 CRDi	55	08.09	12.14						
	1.4 CRDi	66	09.08	12.14						
	1.6 16V	91	12.08	12.14						
	1.6 16V	93	09.08	12.14						
	1.6 CRDi	85	09.08	12.14						
1.6 CRDi	94	01.09	12.14							
	1.1 CRDi	55	03.12	12.14	+ ESP	03.0137-3026.2	653026		167 x 32 HEB	
	1.2 16V	57	09.08	12.14	+ ESP					
	1.2 16V	59	09.08	12.14	+ ESP					
	1.2 16V	63	03.12	12.14	+ ESP					
	1.4 16V	74	09.08	12.14	+ ESP					
	1.4 CRDi	55	08.09	12.14	+ ESP					
	1.4 CRDi	66	09.08	12.14	+ ESP					
	1.6 16V	91	12.08	12.14	+ ESP					
	1.6 16V	93	09.08	12.14	+ ESP					
	1.6 CRDi	85	09.08	12.14	+ ESP					
1.6 CRDi	94	01.09	12.14	+ ESP						

HYUNDAI i30 (07-11)

	1.4 16V	77	10.07	10.11		13.0460-5742.2	605742		23966 17,7 +/WK
	1.4 16V	80	10.07	10.11					
	1.6 16V	85	10.07	10.11					
	1.6 16V	90	10.07	10.11					
	1.6 16V	93	02.08	10.11					
	1.6 CRDi	66	10.07	10.11					
	1.6 CRDi	85	10.07	10.11					
	1.6 CRDi	94	02.08	10.11					
	2.0 16V	105	10.07	10.11					
	2.0 CRDi	100	02.08	10.11					
2.0 CRDi	103	10.07	10.11						
	1.4 16V	77	10.07	10.11		24.0126-0150.1	426150	+ 15" Bremssystem	280 26,0 24,4 V L +B
	1.4 16V	80	10.07	10.11					
	1.6 16V	85	10.07	10.11					
	1.6 16V	90	10.07	10.11					
	1.6 16V	93	02.08	10.11					
	1.6 CRDi	66	10.07	10.11					
	1.6 CRDi	85	10.07	10.11					
	1.6 CRDi	94	02.08	10.11					
	2.0 16V	105	10.07	10.11					
	2.0 CRDi	100	02.08	10.11					
2.0 CRDi	103	10.07	10.11						
	1.4 16V	77	10.07	10.11		13.0460-5780.2	605780		24320 15,3 +/WK/Zub
	1.4 16V	80	10.07	10.11					
	1.6 16V	85	10.07	10.11					
	1.6 16V	90	10.07	10.11					
	1.6 16V	93	02.08	10.11					
	1.6 CRDi	66	10.07	10.11					
	1.6 CRDi	85	10.07	10.11					
	1.6 CRDi	94	02.08	10.11					
	2.0 16V	105	10.07	10.11					
	2.0 CRDi	100	02.08	10.11					
2.0 CRDi	103	10.07	10.11						
	1.4 16V	77	10.07	10.11		24.0110-0332.1	410332		262 10,0 8,0 +B
	1.4 16V	80	10.07	10.11					
	1.6 16V	85	10.07	10.11					
	1.6 16V	90	10.07	10.11					



HYUNDAI i30 (07-11)																																																					
	<table border="1"> <tr><td>1.6 16V</td><td>93</td><td>02.08</td><td>10.11</td><td rowspan="7">24.0110-0332.1</td><td rowspan="7">410332</td><td rowspan="7"></td><td rowspan="7">262 10,0 8,0 +B</td></tr> <tr><td>1.6 CRDi</td><td>66</td><td>10.07</td><td>10.11</td></tr> <tr><td>1.6 CRDi</td><td>85</td><td>10.07</td><td>10.11</td></tr> <tr><td>1.6 CRDi</td><td>94</td><td>02.08</td><td>10.11</td></tr> <tr><td>2.0 16V</td><td>105</td><td>10.07</td><td>10.11</td></tr> <tr><td>2.0 CRDi</td><td>100</td><td>02.08</td><td>10.11</td></tr> <tr><td>2.0 CRDi</td><td>103</td><td>10.07</td><td>10.11</td></tr> </table>	1.6 16V	93	02.08	10.11	24.0110-0332.1	410332		262 10,0 8,0 +B	1.6 CRDi	66	10.07	10.11	1.6 CRDi	85	10.07	10.11	1.6 CRDi	94	02.08	10.11	2.0 16V	105	10.07	10.11	2.0 CRDi	100	02.08	10.11	2.0 CRDi	103	10.07	10.11																				
1.6 16V	93	02.08	10.11	24.0110-0332.1	410332						262 10,0 8,0 +B																																										
1.6 CRDi	66	10.07	10.11																																																		
1.6 CRDi	85	10.07	10.11																																																		
1.6 CRDi	94	02.08	10.11																																																		
2.0 16V	105	10.07	10.11																																																		
2.0 CRDi	100	02.08	10.11																																																		
2.0 CRDi	103	10.07	10.11																																																		
	<table border="1"> <tr><td>1.4 16V</td><td>77</td><td>10.07</td><td>10.11</td><td rowspan="14">03.0137-3029.2</td><td rowspan="14">653029</td><td rowspan="14"></td><td rowspan="14">167 x 26</td></tr> <tr><td>1.4 16V</td><td>80</td><td>10.07</td><td>10.11</td></tr> <tr><td>1.6 16V</td><td>85</td><td>10.07</td><td>10.11</td></tr> <tr><td>1.6 16V</td><td>90</td><td>10.07</td><td>10.11</td></tr> <tr><td>1.6 16V</td><td>93</td><td>02.08</td><td>10.11</td></tr> <tr><td>1.6 CRDi</td><td>66</td><td>10.07</td><td>10.11</td></tr> <tr><td>1.6 CRDi</td><td>85</td><td>10.07</td><td>10.11</td></tr> <tr><td>1.6 CRDi</td><td>94</td><td>02.08</td><td>10.11</td></tr> <tr><td>2.0 16V</td><td>105</td><td>10.07</td><td>10.11</td></tr> <tr><td>2.0 CRDi</td><td>100</td><td>02.08</td><td>10.11</td></tr> <tr><td>2.0 CRDi</td><td>103</td><td>10.07</td><td>10.11</td></tr> </table>	1.4 16V	77	10.07	10.11	03.0137-3029.2	653029		167 x 26	1.4 16V	80	10.07	10.11	1.6 16V	85	10.07	10.11	1.6 16V	90	10.07	10.11	1.6 16V	93	02.08	10.11	1.6 CRDi	66	10.07	10.11	1.6 CRDi	85	10.07	10.11	1.6 CRDi	94	02.08	10.11	2.0 16V	105	10.07	10.11	2.0 CRDi	100	02.08	10.11	2.0 CRDi	103	10.07	10.11				
1.4 16V	77	10.07	10.11	03.0137-3029.2	653029						167 x 26																																										
1.4 16V	80	10.07	10.11																																																		
1.6 16V	85	10.07	10.11																																																		
1.6 16V	90	10.07	10.11																																																		
1.6 16V	93	02.08	10.11																																																		
1.6 CRDi	66	10.07	10.11																																																		
1.6 CRDi	85	10.07	10.11																																																		
1.6 CRDi	94	02.08	10.11																																																		
2.0 16V	105	10.07	10.11																																																		
2.0 CRDi	100	02.08	10.11																																																		
2.0 CRDi	103	10.07	10.11																																																		
HYUNDAI i30 (GD) (11-)																																																					
	<table border="1"> <tr><td>1.4 16V</td><td>73</td><td>11.11</td><td>03.13 + 15" Rad ¹⁾</td><td rowspan="8">13.0460-5645.2</td><td rowspan="8">605645</td><td rowspan="8"></td><td rowspan="8">25692 17,2 +/WK/Zub</td></tr> <tr><td>1.4 CRDi</td><td>66</td><td>11.11</td><td>05.13 + 15" Rad ¹⁾</td></tr> <tr><td>1.6 16V</td><td>88</td><td>01.12</td><td>05.13 + 15" Rad ¹⁾</td></tr> <tr><td>1.6 CRDi</td><td>81</td><td>06.12</td><td>05.13 + 15" Rad ¹⁾</td></tr> <tr><td>1.6 CRDi</td><td>94</td><td>11.11</td><td>05.13 + 15" Rad ¹⁾</td></tr> <tr><td>1.6 CRDi</td><td>100</td><td>11.11</td><td>05.13 + 15" Rad ¹⁾</td></tr> <tr><td>1.6 GDI</td><td>95</td><td>11.11</td><td>05.13 + 15" Rad ¹⁾</td></tr> <tr><td>1.6 GDI</td><td>99</td><td>11.11</td><td>05.13 + 15" Rad ¹⁾</td></tr> </table>	1.4 16V	73									11.11	03.13 + 15" Rad ¹⁾	13.0460-5645.2	605645		25692 17,2 +/WK/Zub	1.4 CRDi	66	11.11	05.13 + 15" Rad ¹⁾	1.6 16V	88	01.12	05.13 + 15" Rad ¹⁾	1.6 CRDi	81	06.12	05.13 + 15" Rad ¹⁾	1.6 CRDi	94	11.11	05.13 + 15" Rad ¹⁾	1.6 CRDi	100	11.11	05.13 + 15" Rad ¹⁾	1.6 GDI	95	11.11	05.13 + 15" Rad ¹⁾	1.6 GDI	99	11.11	05.13 + 15" Rad ¹⁾								
1.4 16V	73	11.11	03.13 + 15" Rad ¹⁾			13.0460-5645.2	605645		25692 17,2 +/WK/Zub																																												
1.4 CRDi	66	11.11	05.13 + 15" Rad ¹⁾																																																		
1.6 16V	88	01.12	05.13 + 15" Rad ¹⁾																																																		
1.6 CRDi	81	06.12	05.13 + 15" Rad ¹⁾																																																		
1.6 CRDi	94	11.11	05.13 + 15" Rad ¹⁾																																																		
1.6 CRDi	100	11.11	05.13 + 15" Rad ¹⁾																																																		
1.6 GDI	95	11.11	05.13 + 15" Rad ¹⁾																																																		
1.6 GDI	99	11.11	05.13 + 15" Rad ¹⁾																																																		
	<table border="1"> <tr><td>1.4 16V</td><td>73</td><td>11.11</td><td>+ 16" Rad ²⁾</td><td rowspan="13">24.0128-0234.1</td><td rowspan="13">428234</td><td rowspan="13"></td><td rowspan="13">300 28,0 26,4 V +B</td></tr> <tr><td>1.4 16V</td><td>74</td><td>12.14</td><td>01.15 + 16" Rad ²⁾</td></tr> <tr><td>1.4 CRDi</td><td>66</td><td>11.11</td><td>+ 16" Rad ²⁾</td></tr> <tr><td>1.6</td><td>137</td><td>12.14</td><td>+ 16" Rad ²⁾</td></tr> <tr><td>1.6 16V</td><td>88</td><td>01.12</td><td>+ 16" Rad ²⁾</td></tr> <tr><td>1.6 CRDi</td><td>81</td><td>06.12</td><td>+ 16" Rad ²⁾</td></tr> <tr><td>1.6 CRDi</td><td>94</td><td>11.11</td><td>+ 16" Rad ²⁾</td></tr> <tr><td>1.6 CRDi</td><td>100</td><td>11.11</td><td>+ 16" Rad ²⁾</td></tr> <tr><td>1.6 GDI</td><td>95</td><td>11.11</td><td>+ 16" Rad ²⁾</td></tr> <tr><td>1.6 GDI</td><td>99</td><td>11.11</td><td>+ 16" Rad ²⁾</td></tr> <tr><td>1.6 T-GDI</td><td>137</td><td>01.15</td><td>+ 16" Rad ²⁾</td></tr> </table>	1.4 16V	73	11.11	+ 16" Rad ²⁾	24.0128-0234.1	428234		300 28,0 26,4 V +B	1.4 16V	74	12.14	01.15 + 16" Rad ²⁾	1.4 CRDi	66	11.11	+ 16" Rad ²⁾	1.6	137	12.14	+ 16" Rad ²⁾	1.6 16V	88	01.12	+ 16" Rad ²⁾	1.6 CRDi	81	06.12	+ 16" Rad ²⁾	1.6 CRDi	94	11.11	+ 16" Rad ²⁾	1.6 CRDi	100	11.11	+ 16" Rad ²⁾	1.6 GDI	95	11.11	+ 16" Rad ²⁾	1.6 GDI	99	11.11	+ 16" Rad ²⁾	1.6 T-GDI	137	01.15	+ 16" Rad ²⁾				
1.4 16V	73	11.11	+ 16" Rad ²⁾	24.0128-0234.1	428234						300 28,0 26,4 V +B																																										
1.4 16V	74	12.14	01.15 + 16" Rad ²⁾																																																		
1.4 CRDi	66	11.11	+ 16" Rad ²⁾																																																		
1.6	137	12.14	+ 16" Rad ²⁾																																																		
1.6 16V	88	01.12	+ 16" Rad ²⁾																																																		
1.6 CRDi	81	06.12	+ 16" Rad ²⁾																																																		
1.6 CRDi	94	11.11	+ 16" Rad ²⁾																																																		
1.6 CRDi	100	11.11	+ 16" Rad ²⁾																																																		
1.6 GDI	95	11.11	+ 16" Rad ²⁾																																																		
1.6 GDI	99	11.11	+ 16" Rad ²⁾																																																		
1.6 T-GDI	137	01.15	+ 16" Rad ²⁾																																																		
	<table border="1"> <tr><td>1.4 16V</td><td>73</td><td>11.11</td><td></td><td rowspan="12">24.0110-0379.1</td><td rowspan="12">410379</td><td rowspan="12">- elektrische Feststellbremse ³⁾</td><td rowspan="12">262 10,0 8,4 L +B</td></tr> <tr><td>1.4 16V</td><td>74</td><td>12.14</td><td></td></tr> <tr><td>1.4 CRDi</td><td>66</td><td>11.11</td><td></td></tr> <tr><td>1.6</td><td>137</td><td>12.14</td><td></td></tr> <tr><td>1.6 16V</td><td>88</td><td>01.12</td><td></td></tr> <tr><td>1.6 CRDi</td><td>81</td><td>06.12</td><td></td></tr> <tr><td>1.6 CRDi</td><td>94</td><td>11.11</td><td></td></tr> <tr><td>1.6 CRDi</td><td>100</td><td>11.11</td><td></td></tr> <tr><td>1.6 GDI</td><td>95</td><td>11.11</td><td></td></tr> <tr><td>1.6 GDI</td><td>99</td><td>11.11</td><td></td></tr> <tr><td>1.6 T-GDI</td><td>137</td><td>01.15</td><td></td></tr> </table>	1.4 16V	73									11.11		24.0110-0379.1	410379	- elektrische Feststellbremse ³⁾	262 10,0 8,4 L +B	1.4 16V	74	12.14		1.4 CRDi	66	11.11		1.6	137	12.14		1.6 16V	88	01.12		1.6 CRDi	81	06.12		1.6 CRDi	94	11.11		1.6 CRDi	100	11.11		1.6 GDI	95	11.11		1.6 GDI	99	11.11	
1.4 16V	73	11.11				24.0110-0379.1	410379	- elektrische Feststellbremse ³⁾	262 10,0 8,4 L +B																																												
1.4 16V	74	12.14																																																			
1.4 CRDi	66	11.11																																																			
1.6	137	12.14																																																			
1.6 16V	88	01.12																																																			
1.6 CRDi	81	06.12																																																			
1.6 CRDi	94	11.11																																																			
1.6 CRDi	100	11.11																																																			
1.6 GDI	95	11.11																																																			
1.6 GDI	99	11.11																																																			
1.6 T-GDI	137	01.15																																																			
	<table border="1"> <tr><td>1.4 16V</td><td>73</td><td>11.11</td><td></td><td rowspan="12">24.0110-0383.1</td><td rowspan="12">410383</td><td rowspan="12">+ elektrische Feststellbremse ⁴⁾</td><td rowspan="12">284 10,0 8,4 L +B</td></tr> <tr><td>1.4 16V</td><td>74</td><td>12.14</td><td></td></tr> <tr><td>1.4 CRDi</td><td>66</td><td>11.11</td><td></td></tr> <tr><td>1.6</td><td>137</td><td>12.14</td><td></td></tr> <tr><td>1.6 16V</td><td>88</td><td>01.12</td><td></td></tr> <tr><td>1.6 CRDi</td><td>81</td><td>06.12</td><td></td></tr> <tr><td>1.6 CRDi</td><td>94</td><td>11.11</td><td></td></tr> <tr><td>1.6 CRDi</td><td>100</td><td>11.11</td><td></td></tr> <tr><td>1.6 GDI</td><td>95</td><td>11.11</td><td></td></tr> <tr><td>1.6 GDI</td><td>99</td><td>11.11</td><td></td></tr> <tr><td>1.6 T-GDI</td><td>137</td><td>01.15</td><td></td></tr> </table>	1.4 16V	73	11.11						24.0110-0383.1	410383	+ elektrische Feststellbremse ⁴⁾	284 10,0 8,4 L +B	1.4 16V	74	12.14		1.4 CRDi	66	11.11		1.6	137	12.14		1.6 16V	88	01.12		1.6 CRDi	81	06.12		1.6 CRDi	94	11.11		1.6 CRDi	100	11.11		1.6 GDI	95	11.11		1.6 GDI	99	11.11		1.6 T-GDI	137	01.15	
1.4 16V	73	11.11		24.0110-0383.1	410383	+ elektrische Feststellbremse ⁴⁾	284 10,0 8,4 L +B																																														
1.4 16V	74	12.14																																																			
1.4 CRDi	66	11.11																																																			
1.6	137	12.14																																																			
1.6 16V	88	01.12																																																			
1.6 CRDi	81	06.12																																																			
1.6 CRDi	94	11.11																																																			
1.6 CRDi	100	11.11																																																			
1.6 GDI	95	11.11																																																			
1.6 GDI	99	11.11																																																			
1.6 T-GDI	137	01.15																																																			
HYUNDAI i30 CW Kombi (08-12)																																																					
	<table border="1"> <tr><td>1.4 16V</td><td>77</td><td>02.08</td><td>06.12</td><td rowspan="13">13.0460-5742.2</td><td rowspan="13">605742</td><td rowspan="13"></td><td rowspan="13">23966 17,7 +/WK</td></tr> <tr><td>1.4 16V</td><td>80</td><td>11.09</td><td>06.12</td></tr> <tr><td>1.6 16V</td><td>85</td><td>02.08</td><td>06.12</td></tr> <tr><td>1.6 16V</td><td>88</td><td>01.10</td><td>06.12</td></tr> <tr><td>1.6 16V</td><td>90</td><td>02.08</td><td>06.12</td></tr> <tr><td>1.6 16V</td><td>93</td><td>02.08</td><td>06.12</td></tr> <tr><td>1.6 CRDi</td><td>66</td><td>02.08</td><td>06.12</td></tr> <tr><td>1.6 CRDi</td><td>85</td><td>02.08</td><td>06.12</td></tr> <tr><td>1.6 CRDi</td><td>94</td><td>02.08</td><td>06.12</td></tr> <tr><td>2.0 16V</td><td>105</td><td>02.08</td><td>06.12</td></tr> <tr><td>2.0 CRDi</td><td>100</td><td>01.10</td><td>06.12</td></tr> <tr><td>2.0 CRDi</td><td>103</td><td>02.08</td><td>06.12</td></tr> </table>	1.4 16V	77	02.08	06.12	13.0460-5742.2	605742		23966 17,7 +/WK	1.4 16V	80	11.09	06.12	1.6 16V	85	02.08	06.12	1.6 16V	88	01.10	06.12	1.6 16V	90	02.08	06.12	1.6 16V	93	02.08	06.12	1.6 CRDi	66	02.08	06.12	1.6 CRDi	85	02.08	06.12	1.6 CRDi	94	02.08	06.12	2.0 16V	105	02.08	06.12	2.0 CRDi	100	01.10	06.12	2.0 CRDi	103	02.08	06.12
1.4 16V	77	02.08	06.12	13.0460-5742.2	605742						23966 17,7 +/WK																																										
1.4 16V	80	11.09	06.12																																																		
1.6 16V	85	02.08	06.12																																																		
1.6 16V	88	01.10	06.12																																																		
1.6 16V	90	02.08	06.12																																																		
1.6 16V	93	02.08	06.12																																																		
1.6 CRDi	66	02.08	06.12																																																		
1.6 CRDi	85	02.08	06.12																																																		
1.6 CRDi	94	02.08	06.12																																																		
2.0 16V	105	02.08	06.12																																																		
2.0 CRDi	100	01.10	06.12																																																		
2.0 CRDi	103	02.08	06.12																																																		
	<table border="1"> <tr><td>1.4 16V</td><td>77</td><td>02.08</td><td>06.12</td><td rowspan="16">24.0126-0150.1</td><td rowspan="16">426150</td><td rowspan="16">+ 15" Bremssystem</td><td rowspan="16">280 26,0 24,4 V L +B</td></tr> <tr><td>1.4 16V</td><td>80</td><td>11.09</td><td>06.12</td></tr> <tr><td>1.6 16V</td><td>85</td><td>02.08</td><td>06.12</td></tr> <tr><td>1.6 16V</td><td>88</td><td>01.10</td><td>06.12</td></tr> <tr><td>1.6 16V</td><td>90</td><td>02.08</td><td>06.12</td></tr> <tr><td>1.6 16V</td><td>93</td><td>02.08</td><td>06.12</td></tr> <tr><td>1.6 CRDi</td><td>66</td><td>02.08</td><td>06.12</td></tr> <tr><td>1.6 CRDi</td><td>85</td><td>02.08</td><td>06.12</td></tr> <tr><td>1.6 CRDi</td><td>94</td><td>02.08</td><td>06.12</td></tr> <tr><td>2.0 16V</td><td>105</td><td>02.08</td><td>06.12</td></tr> <tr><td>2.0 CRDi</td><td>100</td><td>01.10</td><td>06.12</td></tr> <tr><td>2.0 CRDi</td><td>103</td><td>02.08</td><td>06.12</td></tr> </table>	1.4 16V	77			02.08	06.12	24.0126-0150.1	426150			+ 15" Bremssystem	280 26,0 24,4 V L +B	1.4 16V	80	11.09	06.12	1.6 16V	85	02.08	06.12	1.6 16V	88	01.10	06.12	1.6 16V	90	02.08	06.12	1.6 16V	93	02.08	06.12	1.6 CRDi	66	02.08	06.12	1.6 CRDi	85	02.08	06.12	1.6 CRDi	94	02.08	06.12	2.0 16V	105	02.08	06.12	2.0 CRDi	100	01.10	06.12
1.4 16V	77	02.08	06.12	24.0126-0150.1	426150	+ 15" Bremssystem	280 26,0 24,4 V L +B																																														
1.4 16V	80	11.09	06.12																																																		
1.6 16V	85	02.08	06.12																																																		
1.6 16V	88	01.10	06.12																																																		
1.6 16V	90	02.08	06.12																																																		
1.6 16V	93	02.08	06.12																																																		
1.6 CRDi	66	02.08	06.12																																																		
1.6 CRDi	85	02.08	06.12																																																		
1.6 CRDi	94	02.08	06.12																																																		
2.0 16V	105	02.08	06.12																																																		
2.0 CRDi	100	01.10	06.12																																																		
2.0 CRDi	103	02.08	06.12																																																		
																																																					

1) + 15" wheel / + ruota 15" / + roue 15" / + rueda 15"

2) + 16" wheel / + ruota 16" / + roue 16" / + rueda 16"

3) - electric parking brake / - freno a mano elettrico / - frein à main électrique / - freno de mano eléctrico

4) + electric parking brake / + freno a mano elettrico / + frein à main électrique / + freno de mano eléctrico



HYUNDAI i30 CW Kombi (08-12)

	1.4 16V	77		02.08	06.12	13.0460-5780.2	605780		24320 15,3 +WK/Zub
	1.4 16V	80		11.09	06.12				
	1.6 16V	85		02.08	06.12				
	1.6 16V	88		01.10	06.12				
	1.6 16V	90		02.08	06.12				
	1.6 16V	93		02.08	06.12				
	1.6 CRDi	66		02.08	06.12				
	1.6 CRDi	85		02.08	06.12				
	1.6 CRDi	94		02.08	06.12				
	2.0 16V	105		02.08	06.12				
	2.0 CRDi	100		01.10	06.12				
2.0 CRDi	103		02.08	06.12					
	1.4 16V	77		02.08	06.12	24.0110-0332.1	410332		262 10,0 8,0 +B
	1.4 16V	80		11.09	06.12				
	1.6 16V	85		02.08	06.12				
	1.6 16V	88		01.10	06.12				
	1.6 16V	90		02.08	06.12				
	1.6 16V	93		02.08	06.12				
	1.6 CRDi	66		02.08	06.12				
	1.6 CRDi	85		02.08	06.12				
	1.6 CRDi	94		02.08	06.12				
	2.0 16V	105		02.08	06.12				
	2.0 CRDi	100		01.10	06.12				
2.0 CRDi	103		02.08	06.12					
	1.4 16V	77		02.08	06.12	03.0137-3029.2	653029		167 x 26
	1.4 16V	80		11.09	06.12				
	1.6 16V	85		02.08	06.12				
	1.6 16V	88		01.10	06.12				
	1.6 16V	90		02.08	06.12				
	1.6 16V	93		02.08	06.12				
	1.6 CRDi	66		02.08	06.12				
	1.6 CRDi	85		02.08	06.12				
	1.6 CRDi	94		02.08	06.12				
	2.0 16V	105		02.08	06.12				
	2.0 CRDi	100		01.10	06.12				
2.0 CRDi	103		02.08	06.12					

HYUNDAI i30 CW Kombi (12-)

	1.4	74		06.12	+ 15" Bremssystem	13.0460-5645.2	605645		25692 17,2 +WK/Zub
	1.4 16V	73		06.12	+ 15" Bremssystem				
	1.4 CRDi	66		06.12	+ 15" Bremssystem				
	1.6 CRDi	81		06.12	+ 15" Bremssystem				
	1.6 CRDi	94		06.12	+ 15" Bremssystem				
	1.6 CRDi	100		06.12	+ 15" Bremssystem				
	1.6 GDI	88		06.12	+ 15" Bremssystem				
	1.6 GDI	95		06.12	+ 15" Bremssystem				
1.6 GDI	99		06.12	+ 15" Bremssystem					
	1.4	74		06.12	+ 16" Bremssystem	24.0128-0234.1	428234		300 28,0 26,4 V +B
	1.4 16V	73		06.12	+ 16" Bremssystem				
	1.4 CRDi	66		06.12	+ 16" Bremssystem				
	1.6 CRDi	81		06.12	+ 16" Bremssystem				
	1.6 CRDi	94		06.12	+ 16" Bremssystem				
	1.6 CRDi	100		06.12	+ 16" Bremssystem				
	1.6 GDI	88		06.12	+ 16" Bremssystem				
	1.6 GDI	95		06.12	+ 16" Bremssystem				
1.6 GDI	99		06.12	+ 16" Bremssystem					
	1.4	74		06.12		24.0110-0379.1	410379	- elektrische Feststellbremse ¹⁾	262 10,0 8,4 L +B
	1.4 16V	73		06.12					
	1.4 CRDi	66		06.12					
	1.6 CRDi	81		06.12					
	1.6 CRDi	94		06.12					
	1.6 CRDi	100		06.12					
	1.6 GDI	88		06.12					
	1.6 GDI	95		06.12					
1.6 GDI	99		06.12						
	1.4	74		06.12		24.0110-0383.1	410383	+ elektrische Feststellbremse ²⁾	284 10,0 8,4 L +B
	1.4 16V	73		06.12					
	1.4 CRDi	66		06.12					
	1.6 CRDi	81		06.12					
	1.6 CRDi	94		06.12					
	1.6 CRDi	100		06.12					
	1.6 GDI	88		06.12					
	1.6 GDI	95		06.12					
1.6 GDI	99		06.12						

HYUNDAI i40 (12-)



















	1.6 16V	99		03.12	+ 16" Rad ³⁾	24.0128-0256.1	428256		300 28,0 26,4 V L +B
	1.7 CRDi	85		03.12	+ 16" Rad ³⁾				
	1.7 CRDi	100		03.12	+ 16" Rad ³⁾				
	2.0 16V	121		03.12	+ 16" Rad ³⁾				
	2.0 16V	130		03.12	+ 16" Rad ³⁾				
	1.6 16V	99		03.12	+ 17"/18" Rad ⁴⁾				
1.7 CRDi	85		03.12	+ 17"/18" Rad ⁴⁾					
1.7 CRDi	100		03.12	+ 17"/18" Rad ⁴⁾					
2.0 16V	121		03.12	+ 17"/18" Rad ⁴⁾					
2.0 16V	130		03.12	+ 17"/18" Rad ⁴⁾					
2.0 16V	130		03.12	+ 17"/18" Rad ⁴⁾					

¹⁾ - electric parking brake / - freno a mano elettrico / - frein à main électrique / - freno de mano eléctrico

²⁾ + electric parking brake / + freno a mano elettrico / + frein à main électrique / + freno de mano eléctrico

³⁾ + 16" wheel / + ruota 16" / + roue 16" / + rueda 16"

⁴⁾ + 17"/18" wheel / + ruota 17"/18" / + roue 17"/18" / + rueda 17"/18"

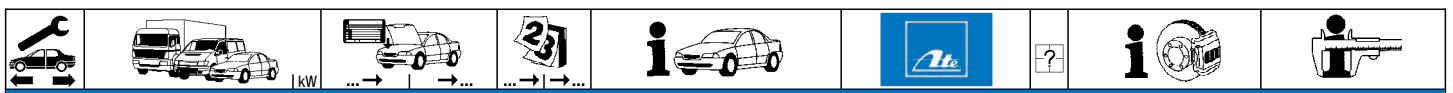
									
HYUNDAI i40 (12-)									
	1.6 16V 1.7 CRDi 1.7 CRDi 2.0 16V 2.0 16V	99 85 100 121 130	03.12 03.12 03.12 03.12 03.12		13.0460-5786.2 13.0470-5786.2	605786 LD5786		24934 15,5 +/WK/Zub 24934 15,5 +/WK/Zub	AKE AKE
	1.6 16V 1.7 CRDi 1.7 CRDi 2.0 16V 2.0 16V	99 85 100 121 130	03.12 03.12 03.12 03.12 03.12	+ 16" Rad ¹⁾ + 16" Rad ¹⁾ + 16" Rad ¹⁾ + 16" Rad ¹⁾ + 16" Rad ¹⁾	24.0110-0370.1	410370		284 10,0 8,4 +B	
	1.6 16V 1.7 CRDi 1.7 CRDi 2.0 16V 2.0 16V	99 85 100 121 130	03.12 03.12 03.12 03.12 03.12	+ 17"/18" Rad ²⁾ + 17"/18" Rad ²⁾ + 17"/18" Rad ²⁾ + 17"/18" Rad ²⁾ + 17"/18" Rad ²⁾	24.0110-0369.1	410369		300 10,0 8,4 +B	
HYUNDAI i40 CW Kombi (11-)									
	1.6 16V 1.7 CRDi 1.7 CRDi 2.0 16V	99 85 100 130	06.11 06.11 06.11 06.11	+ 16" Rad ¹⁾ + 16" Rad ¹⁾ + 16" Rad ¹⁾ + 16" Rad ¹⁾	24.0128-0256.1	428256		300 28,0 26,4 V L +B	
	1.6 16V 1.7 CRDi 1.7 CRDi 2.0 16V	99 85 100 130	06.11 06.11 06.11 06.11	+ 17"/18" Rad ²⁾ + 17"/18" Rad ²⁾ + 17"/18" Rad ²⁾ + 17"/18" Rad ²⁾	24.0128-0258.1	428258		320 28,1 26,4 V L +B	
	1.6 16V 1.7 CRDi 1.7 CRDi 2.0 16V	99 85 100 130	06.11 06.11 06.11 06.11		13.0460-5786.2 13.0470-5786.2	605786 LD5786		24934 15,5 +/WK/Zub 24934 15,5 +/WK/Zub	AKE AKE
	1.6 16V 1.7 CRDi 1.7 CRDi 2.0 16V	99 85 100 130	06.11 06.11 06.11 06.11	+ 16" Rad ¹⁾ + 16" Rad ¹⁾ + 16" Rad ¹⁾ + 16" Rad ¹⁾	24.0110-0370.1	410370		284 10,0 8,4 +B	
	1.6 16V 1.7 CRDi 1.7 CRDi 2.0 16V	99 85 100 130	06.11 06.11 06.11 06.11	+ 17"/18" Rad ²⁾ + 17"/18" Rad ²⁾ + 17"/18" Rad ²⁾ + 17"/18" Rad ²⁾	24.0110-0369.1	410369		300 10,0 8,4 +B	
HYUNDAI iX20 (10-)									
	1.4 16V 1.4 16V 1.4 CRDi 1.4 CRDi 1.6 16V 1.6 CRDi 1.6 CRDi	66 74 57 66 92 85 94	11.10 11.10 06.11 11.10 11.10 06.11 06.11		24.0126-0150.1	426150		280 26,0 24,4 V L +B	
	1.4 16V 1.4 16V 1.4 CRDi 1.4 CRDi 1.6 16V 1.6 CRDi 1.6 CRDi	66 74 57 66 92 85 94	11.10 11.10 06.11 11.10 11.10 06.11 06.11		24.0110-0357.1	410357		258 10,0 8,0 +B	
HYUNDAI iX35 (10-)									
	1.6 16V 1.7 CRDi 2.0 16V 2.0 16V 2.0 16V 4WD 2.0 16V 4WD 2.0 CRDi 2.0 CRDi 2.0 CRDi 2.0 CRDi 4WD 2.0 CRDi 4WD 2.0 CRDi 4WD	99 85 120 122 120 122 100 130 135 100 130 135	11.10 11.10 04.10 04.10 04.10 04.10 04.10 01.12 04.10 04.10 04.10 04.10	04.13 Herst.Land ³⁾ 04.13 Herst.Land ³⁾ 04.13 Herst.Land ³⁾ 04.13 Herst.Land ³⁾ 04.13 Herst.Land ³⁾ 04.13 Herst.Land ³⁾ 04.13 Herst.Land ³⁾ 04.13 Herst.Land ³⁾ 04.13 Herst.Land ³⁾ 04.13 Herst.Land ³⁾ 04.13 Herst.Land ³⁾ 04.13 Herst.Land ³⁾	13.0460-5600.2	605600		24501 16,7 +/WK	SUM
	1.6 16V 1.7 CRDi 2.0 16V 2.0 16V 4WD 2.0 CRDi 2.0 CRDi 2.0 CRDi 2.0 CRDi 4WD 2.0 CRDi 4WD 2.0 CRDi 4WD	99 85 120 120 100 130 135 100 130 135	11.10 11.10 04.10 04.10 04.10 01.12 04.10 04.10 01.12 04.10 04.10	Herst.Land ⁴⁾ Herst.Land ⁴⁾ Herst.Land ⁴⁾ Herst.Land ⁴⁾ Herst.Land ⁴⁾ Herst.Land ⁴⁾ Herst.Land ⁴⁾ Herst.Land ⁴⁾ Herst.Land ⁴⁾ Herst.Land ⁴⁾ Herst.Land ⁴⁾	13.0460-5600.2	605600		24501 16,7 +/WK	SUM
	1.6 16V 1.7 CRDi 2.0 16V 2.0 16V 2.0 16V 4WD 2.0 16V 4WD 2.0 CRDi 2.0 CRDi 2.0 CRDi	99 85 120 122 120 122 100 130 135	11.10 11.10 04.10 04.10 04.10 04.10 01.12 04.10 04.10		24.0128-0256.1	428256		300 28,0 26,4 V L +B	

¹⁾ + 16" wheel / + ruota 16" / + roue 16" / + rueda 16"

²⁾ + 17"/18" wheel / + ruota 17"/18" / + roue 17"/18" / + rueda 17"/18"

³⁾ country of manufacture ³⁾ / paese del costruttore ³⁾ / pays du constructeur ³⁾ / país del fabricante ³⁾

⁴⁾ country of manufacture ⁴⁾ / paese del costruttore ⁴⁾ / pays du constructeur ⁴⁾ / país del fabricante ⁴⁾



HYUNDAI iX35 (10-)

	2.0 CRDi 4WD	100	04.10		24.0128-0256.1	428256		300 28,0 26,4 V L +B					
	2.0 CRDi 4WD	130	01.12										
	2.0 CRDi 4WD	135	04.10										
	Fuel Cell	100	09.14		24.0128-0258.1	428258		320 28,1 26,4 V L +B					
	1.6 16V	99	11.10	03.13	13.0460-5780.2	605780		24320 15,3 +/WK/Zub					
	1.7 CRDi	85	11.10	03.13					Herst.Land	¹⁾			
	2.0 16V	120	04.10	03.13					Herst.Land	¹⁾			
	2.0 16V	122	04.10	03.13					Herst.Land	¹⁾			
	2.0 16V 4WD	120	04.10						Herst.Land	¹⁾			
	2.0 16V 4WD	122	04.10						Herst.Land	¹⁾			
	2.0 CRDi	100	04.10	03.13					Herst.Land	¹⁾			
	2.0 CRDi	130	01.12	03.13					Herst.Land	¹⁾			
	2.0 CRDi	130	01.12						Herst.Land	¹⁾			
	2.0 CRDi	135	04.10	03.13					Herst.Land	¹⁾			
	2.0 CRDi 4WD	100	04.10						Herst.Land	¹⁾			
	2.0 CRDi 4WD	135	04.10						Herst.Land	¹⁾			
		1.6 16V	99	11.10					11.11	13.0460-5780.2	605780		24320 15,3 +/WK/Zub
1.7 CRDi		85	11.10	11.11	Herst.Land	²⁾							
2.0 16V		120	04.10	11.11	Herst.Land	²⁾							
2.0 16V		122	04.10	11.11	Herst.Land	²⁾							
2.0 16V 4WD		120	04.10		Herst.Land	²⁾							
2.0 16V 4WD		122	04.10	07.13	Herst.Land	²⁾							
2.0 CRDi		100	04.10	11.11	Herst.Land	²⁾							
2.0 CRDi		130	01.12		Herst.Land	²⁾							
2.0 CRDi		135	04.10	11.11	Herst.Land	²⁾							
2.0 CRDi 4WD		100	04.10		Herst.Land	²⁾							
2.0 CRDi 4WD		135	04.10		Herst.Land	²⁾							
		1.6 16V	99	11.10		24.0110-0332.1	410332		262 10,0 8,0 +B				
		1.7 CRDi	85	11.10									
	2.0 16V	120	04.10	07.13									
	2.0 16V	122	04.10	07.13									
	2.0 CRDi	100	04.10										
	2.0 CRDi	130	01.12										
	2.0 CRDi	135	04.10										
	2.0 16V	122	08.13		24.0110-0286.1	410286		284 10,0 8,4 +B					
	2.0 16V 4WD	120	04.10	07.13									
	2.0 16V 4WD	122	04.10	07.13									
	2.0 CRDi 4WD	100	04.10										
	2.0 CRDi 4WD	130	01.12										
	2.0 CRDi 4WD	130	04.10										
	2.0 CRDi 4WD	135	04.10										
	1.6 16V	99	11.10		03.0137-3029.2	653029		167 x 26					
	1.7 CRDi	85	11.10										
	2.0 16V	120	04.10	07.13									
	2.0 16V	122	04.10										
	2.0 CRDi	100	04.10										
	2.0 CRDi	130	01.12										
	2.0 CRDi	135	04.10										
	2.0 16V 4WD	120	04.10	07.13	03.0137-3030.2	653030		189 x 40 HEB					
	2.0 16V 4WD	122	04.10										
	2.0 CRDi 4WD	100	04.10										
	2.0 CRDi 4WD	130	01.12										
	2.0 CRDi 4WD	130	04.10										
	2.0 CRDi 4WD	135	04.10										























HYUNDAI iX55 (08-12)

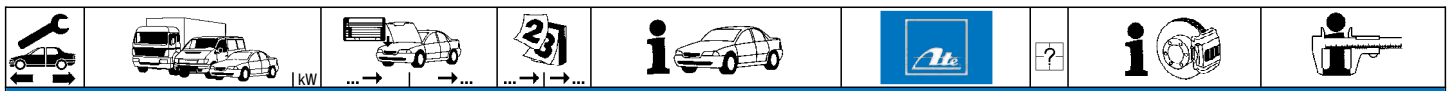
	3.0 V6 CRDi	176	09.08	12.12	13.0460-5638.2	605638		25889 16,9 +/WK/Zub AKE
	3.0 V6 CRDi	184	09.11	12.12				
	3.8 V6	194	01.11	12.12				
	3.8 V6 AWD	191	01.08	12.12				
	3.8 V6 AWD	194	01.11	12.12				
	3.8 V6 AWD	199	01.08	12.12				
	3.0 V6 CRDi	176	09.08	12.12	24.0132-0169.1	432169		321 32,0 30,0 V L +B
	3.0 V6 CRDi	184	09.11	12.12				
	3.8 V6	194	01.11	12.12				
	3.8 V6 AWD	191	01.08	12.12				
	3.8 V6 AWD	194	01.11	12.12				
	3.8 V6 AWD	199	01.08	12.12				
	3.0 V6 CRDi	176	09.08	12.12	13.0460-5636.2	605636		24599 14,9 +/WK/Zub MAN
	3.0 V6 CRDi	184	09.11	12.12				
	3.8 V6	194	01.11	12.12				
	3.8 V6 AWD	191	01.08	12.12				
	3.8 V6 AWD	194	01.11	12.12				
	3.8 V6 AWD	199	01.08	12.12				
	3.0 V6 CRDi	176	09.08	12.12	24.0118-0154.1	418154		324 18,0 16,0 V +B
	3.0 V6 CRDi	184	09.11	12.12				
	3.8 V6	194	01.11	12.12				
	3.8 V6 AWD	191	01.08	12.12				
	3.8 V6 AWD	194	01.11	12.12				
	3.8 V6 AWD	199	01.08	12.12				
	3.0 V6 CRDi	176	09.08	12.12	03.0137-3031.2	653031		209 x 40
	3.0 V6 CRDi	184	09.11	12.12				
	3.8 V6	194	01.11	12.12				
	3.8 V6 AWD	191	01.08	12.12				
	3.8 V6 AWD	194	01.11	12.12				
	3.8 V6 AWD	199	01.08	12.12				

¹⁾ country of manufacture / paese del costruttore / pays du constructeur / país del fabricante

²⁾ country of manufacture / paese del costruttore / pays du constructeur / país del fabricante



									
HYUNDAI LANTRA/ELANTRA (90-95)									
	1.5			12.90	04.95		13.0460-5936.2 605936 13.0460-0439.2 610439	21012 15,0 Belagsatz-Zubehör	AKE
	1.6 16V			12.90	04.95		13.0460-5933.2 605933	21725 16,8 +/-WK	AKE
	1.8 16V			12.90	04.95				
	1.5			12.90	04.95		24.0119-0111.1 419111	242 19,2 17,0 V	
	1.6 16V			12.90	04.95		24.0122-0170.1 422170	257 22,0 20,0 V	
	1.8 16V			12.90	04.95		24.0322-0170.1 522170	257 22,0 20,0 V PD	
	1.5			12.90	04.95	- ABS	03.0137-0369.2 650369	203 x 39 HEB	
	1.6 16V			12.90	04.95	- ABS	03.0137-9270.2 669270	203 x 39 HEB	
	1.8 16V			12.90	04.95	- ABS		Bremsbacken-Zubehör	
HYUNDAI LANTRA/ELANTRA (95-00)									
	1.5 12V	65		05.95	05.00	- ABS	13.0460-5872.2 605872	21012 15,0 +/-WK/Zub	AKE
	1.5 12V	65		05.95	05.00	+ ABS	13.0460-5933.2 605933	21725 16,8 +/-WK	AKE
	1.5 16V	76		11.95	10.00				
	1.6 16V			05.95	05.00				
	1.6 16V	76		11.95	10.00				
	1.8 16V	94		05.95	05.00				
	1.9 D	50		03.98	09.00				
	2.0 16V	102		05.95	05.00				
	1.5 12V	65		05.95	05.00	- ABS	24.0119-0111.1 419111	242 19,2 17,0 V	
	1.5 12V	65		05.95	05.00	+ ABS	24.0122-0170.1 422170	257 22,0 20,0 V	
	1.5 16V	76		11.95	10.00		24.0322-0170.1 522170	257 22,0 20,0 V PD	
	1.6 16V			05.95	05.00				
	1.6 16V	76		11.95	10.00				
	1.8 16V	94		05.95	05.00				
	1.9 D	50		03.98	09.00				
	2.0 16V	102		05.95	05.00				
	1.5 12V	65		05.95	05.00	+ ABS	13.0460-5874.2 605874	21553 14,0 +/-WK/Zub	SUM
	1.5 16V	76		11.95	10.00				
	1.6 16V			05.95	05.00				
	1.6 16V	76		11.95	10.00				
	1.8 16V	94		05.95	05.00				
	1.9 D	50		03.98	09.00				
	2.0 16V	102		05.95	05.00				
	1.5 12V	65		05.95	05.00	+ ABS	24.0110-0264.1 410264	258 10,0 8,0 +B	
	1.5 16V	76		11.95	10.00				
	1.6 16V			05.95	05.00				
	1.6 16V	76		11.95	10.00				
	1.8 16V	94		05.95	05.00				
	1.9 D	50		03.98	09.00				
	2.0 16V	102		05.95	05.00				
	1.5 12V	65		05.95	05.00	- ABS	03.0137-0369.2 650369 03.0137-9270.2 669270	203 x 39 HEB Bremsbacken-Zubehör	
	1.5 12V	65		05.95	05.00	- ABS	24.0220-3045.1 480191	203/204,5 x 45,5	
HYUNDAI MATRIX (01-10)									
	1.5 16V	75		06.01	02.02		13.0460-5933.2 605933	21725 16,8 +/-WK	AKE
	1.5 CRDi	60		10.01	02.02				
	1.6 i 16V	76		06.01	02.02				
	1.8 i 16V	90		06.01	02.02				
	1.5 16V	75		03.02	08.10		13.0460-5875.2 605875	24031 17,7 +/-WK	MAN
	1.5 CRDi	60		03.02	08.10				
	1.5 CRDi	75		12.04	08.10				
	1.5 CRDi VGT	81		08.05	08.10				
	1.6 i 16V	66		01.02	12.05				
	1.6 i 16V	76		03.02	08.10				
	1.8 i 16V	90		03.02	08.10				
	1.5 16V	75		06.01	08.10		24.0124-0184.1 424184	257 24,0 22,1 V +B	
	1.5 CRDi	60		10.01	08.10				
	1.5 CRDi	75		12.04	08.10				
	1.5 CRDi VGT	81		08.05	08.10				
	1.6 i 16V	66		01.02	12.05				
	1.6 i 16V	76		06.01	08.10				
	1.8 i 16V	90		06.01	08.10				
	1.5 16V	75		06.01	08.10	+ ABS	13.0460-5833.2 605833	23543 14,4 +/-WK/Zub	AKE
	1.5 CRDi	60		10.01	08.10	+ ABS			
	1.5 CRDi	75		12.04	08.10	+ ABS			
	1.5 CRDi VGT	81		08.05	08.10	+ ABS			
	1.6 i 16V	66		01.02	12.05	+ ABS			
	1.6 i 16V	76		06.01	08.10	+ ABS			
	1.8 i 16V	90		06.01	08.10				
	1.5 16V	75		06.01	08.10	+ ABS	24.0110-0317.1 410317	262 10,0 8,4	
	1.5 CRDi	60		10.01	08.10	+ ABS			
	1.5 CRDi	75		12.04	08.10	+ ABS			
	1.5 CRDi VGT	81		08.05	08.10	+ ABS			
	1.6 i 16V	66		01.02	12.05	+ ABS			
	1.6 i 16V	76		06.01	08.10	+ ABS			
	1.8 i 16V	90		06.01	08.10				



























HYUNDAI SANTA FE I (SM) (01-06)

	2.7 i V6 4x4 2.7 i V6 4x4	132 139		02.01 10.05	02.06 + ABS 02.06 + ABS	13.0460-5833.2	605833		23543 14,4 +WK/Zub	AKE
	2.0 CRDi 2.0 CRDi 4x4 2.0 CRDi 4x4 2.0 CRDi 4x4 2.0 i 16V 2.2 CRDi 2.2 CRDi 4x4 2.4 i 16V 2.4 i 16V 2.4 i 16V 4x4 2.4 i 16V 4x4 2.7 i V6 2.7 i V6 4x4 2.7 i V6 4x4 2.7 i V6 4x4 2.7 i V6 4x4	83 83 92 107 99 110 110 100 107 100 107 107 139 127 129 132 139		08.01 04.01 08.03 11.03 08.01 10.05 10.05 02.01 02.01 02.01 02.01 10.05 02.01 09.02 02.01 10.05	02.06 + ABS 02.06 + ABS 02.06 + ABS 02.06 + ABS 02.06 + ABS 02.06 + ABS 02.06 + ABS 02.06 + ABS 02.06 + ABS 02.06 + ABS 02.06 + ABS 02.06 + ABS 02.06 + ABS 02.06 + ABS 02.06 + ABS 02.06 + ABS	24.0110-0286.1	410286		284 10,0 8,4 +B	
	2.0 CRDi 2.0 CRDi 4x4 2.0 CRDi 4x4 2.0 CRDi 4x4 2.0 i 16V 2.2 CRDi 2.2 CRDi 4x4 2.4 i 16V 2.4 i 16V 2.4 i 16V 4x4 2.4 i 16V 4x4 2.7 i V6 2.7 i V6 4x4 2.7 i V6 4x4 2.7 i V6 4x4 2.7 i V6 4x4	83 83 92 107 99 110 110 100 107 100 107 107 139 127 129 132 139		08.01 04.01 08.03 11.03 08.01 10.05 10.05 02.01 02.01 02.01 02.01 10.05 02.01 09.02 02.01 10.05	02.06 + ABS 02.06 + ABS 02.06 + ABS 02.06 + ABS 02.06 + ABS 02.06 + ABS 02.06 + ABS 02.06 + ABS 02.06 + ABS 02.06 + ABS 02.06 + ABS 02.06 + ABS 02.06 + ABS 02.06 + ABS 02.06 + ABS 02.06 + ABS	03.0137-3004.2	653004		190 x 40 HEB	

HYUNDAI SANTA FE II (CM) (06-12)

	2.0 CRDi 2.0 CRDi 4x4 2.2 CRDi 2.2 CRDi 2.2 CRDi 2.2 CRDi 2.2 CRDi 4x4 2.2 CRDi 4x4 2.2 CRDi 4x4 2.4 2.4 4x4 2.7 V6 2.7 V6 2.7 V6 4x4 2.7 V6 4x4	110 110 102 110 114 145 102 110 114 145 128 128 125 139 125 139		12.10 12.10 03.06 03.06 03.06 03.06 03.06 03.06 01.09 07.10 07.10 03.06 03.06 03.06 03.06		13.0460-5777.2	605777		24351 16,3 +WK/Zub	
	2.2 CRDi 2.2 CRDi 2.2 CRDi 2.2 CRDi 4x4 2.2 CRDi 4x4 2.2 CRDi 4x4 2.7 V6 2.7 V6 2.7 V6 4x4 2.7 V6 4x4	102 110 114 102 110 114 125 139 125 139		03.06 03.06 03.06 03.06 03.06 03.06 03.06 03.06 03.06 03.06		24.0128-0158.1	428158		321 28,0 26,4 V +B	
	2.0 CRDi 2.0 CRDi 4x4 2.2 CRDi 2.2 CRDi 4x4 2.4 2.4 4x4	110 110 145 145 128 128		12.10 12.10 01.09 01.09 07.10 07.10		24.0128-0248.1	428248		321 28,0 26,4 V L +B	
	2.2 CRDi 2.2 CRDi 2.2 CRDi 2.2 CRDi 4x4 2.2 CRDi 4x4 2.2 CRDi 4x4 2.7 V6 2.7 V6 2.7 V6 4x4 2.7 V6 4x4	102 110 114 102 110 114 125 139 125 139		03.06 03.06 03.06 03.06 03.06 03.06 03.06 03.06 03.06 03.06		13.0460-5782.2	605782		24488 14,9 +WK/Zub	
	2.0 CRDi 2.0 CRDi 4x4 2.2 CRDi 2.2 CRDi 4x4 2.4 2.4 4x4	110 110 145 145 128 128		12.10 12.10 01.09 01.09 07.10 07.10		13.0460-5633.2	605633		25520 15,8 +WK/Zub	AKE

									
HYUNDAI SANTA FE II (CM) (06-12)									
	2.2 CRDi	102		03.06			24.0111-0146.1	411146	302 11,0 9,4 +B
	2.2 CRDi	110		03.06					
	2.2 CRDi	114		03.06					
	2.2 CRDi 4x4	102		03.06					
	2.2 CRDi 4x4	110		03.06					
	2.2 CRDi 4x4	114		03.06					
	2.7 V6	125		03.06					
	2.7 V6	139		03.06					
	2.7 V6 4x4	125		03.06					
	2.7 V6 4x4	139		03.06					
	2.0 CRDi	110		12.10			24.0111-0170.1	411170	302 11,0 9,4 L +B
	2.0 CRDi 4x4	110		12.10					
	2.2 CRDi	145		01.09					
	2.2 CRDi 4x4	145		01.09					
	2.4	128		07.10					
	2.4 4x4	128		07.10					
	2.2 CRDi	102		03.06			03.0137-3032.2	653032	189 x 31
	2.2 CRDi	110		03.06					
	2.2 CRDi	114		03.06					
	2.2 CRDi	145		01.09	09.09				
	2.2 CRDi 4x4	102		03.06					
	2.2 CRDi 4x4	110		03.06					
	2.2 CRDi 4x4	114		03.06					
	2.2 CRDi 4x4	145		01.09	09.09				
	2.7 V6	125		03.06					
	2.7 V6	139		03.06					
	2.7 V6 4x4	125		03.06					
	2.7 V6 4x4	139		03.06					
		2.2 CRDi	145		10.09	11.10		03.0137-3027.2	
2.2 CRDi 4x4		145		10.09	11.10				
2.4		128		07.10	11.10				
2.4 4x4		128		07.10	11.10				
HYUNDAI SANTA FE III (DM) (12-)									
	2.0 CRDi	110		09.12			13.0460-5777.2	605777	24351 16,3 +/-WK/Zub
	2.0 CRDi 4WD	110		09.12					
	2.2 CRDi	145		09.12					
	2.2 CRDi 4WD	145		09.12					
	2.4 16V	141		09.12					
	2.0 CRDi	110		09.12			24.0128-0248.1	428248	321 28,0 26,4 V L +B
	2.0 CRDi 4WD	110		09.12					
	2.2 CRDi	145		09.12					
	2.2 CRDi 4WD	145		09.12					
	2.4 16V	141		09.12					
	2.0 CRDi	110		09.12			13.0460-5633.2	605633	25520 15,8 +/-WK/Zub AKE
	2.0 CRDi 4WD	110		09.12					
	2.2 CRDi	145		09.12					
	2.2 CRDi 4WD	145		09.12					
	2.4 16V	141		09.12					
	2.0 CRDi	110		09.12			24.0111-0170.1	411170	302 11,0 9,4 L +B
	2.0 CRDi 4WD	110		09.12					
	2.2 CRDi	145		09.12					
	2.2 CRDi 4WD	145		09.12					
	2.4 16V	141		09.12					
	2.0 i	77		10.98	10.02	- ABS	24.0124-0136.1	424136	256 24,0 21,5 V +B
	2.0 i 16V	102		02.99	10.02	- ABS			
	2.0 i 16V 4x4	102		02.99	10.02	- ABS			
	2.0 i	77		10.98	10.02	+ ABS	24.0124-0146.1	424146	
	2.0 i 16V	102		02.99	10.02	+ ABS			
	2.0 i 16V 4x4	102		02.99	10.02	+ ABS			256 24,0 22,4 V +B
	2.0 i	77		10.98	10.02	+ ABS	24.0118-0141.1	418141	
	2.0 i 16V	102		02.99	10.02	+ ABS			
	2.0 i 16V 4x4	102		02.99	10.02	+ ABS			266 18,0 16,4 V
	2.0 i	77		10.98	10.02	+ ABS			
	2.0 i 16V	102		02.99	10.02	+ ABS			
HYUNDAI SONATA (Y-3) (93-98)									
	1.8 i	72		07.93	05.98		13.0460-5933.2	605933	21725 16,8 +/-WK AKE
	2.0 i 16V			07.93	05.98				
	3.0 i V6	107		07.93	05.98				257 22,0 20,0 V
	1.8 i	72		07.93	05.98		24.0122-0169.1	422169	
	2.0 i 16V			07.93	05.98				
HYUNDAI SONATA (EF) (98-04)									
	2.0 i 16V	100		06.98	09.01		13.0460-5933.2	605933	21725 16,8 +/-WK AKE
	2.4 i 16V	105		03.98	09.01				
	2.5 i V6	118		06.98	09.01				
	2.5 i V6	127		06.98	09.01				
	2.0 i 16V	96		10.01	12.04		13.0460-5873.2	605873	
	2.0 i 16V	106		10.01	12.04		13.0460-0139.2	610139	23891 16,9 +/-WK MAN Belagsatz-Zubehör MAN

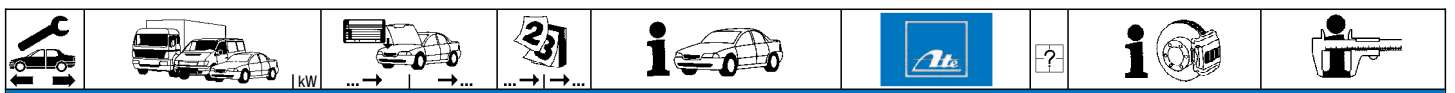


HYUNDAI SONATA (EF) (98-04)

	2.4 i 16V 2.7 i V6 2.7 i V6 2.7 i V6 2.7 i V6	104 123 127 129 132		10.01 10.01 10.01 11.02 10.01	12.04 12.04 12.04 12.04 12.04		13.0460-5873.2 13.0460-0139.2	605873 610139		23891 16,9 +/WK Belagsatz-Zubehör	MAN MAN
	2.0 i 16V 2.4 i 16V 2.5 i V6 2.5 i V6	100 105 118 127		06.98 03.98 06.98 06.98	09.01 09.01 09.01 09.01		24.0124-0706.1	424706		257 24,0 22,4 V	
	2.0 i 16V 2.0 i 16V 2.4 i 16V 2.7 i V6 2.7 i V6 2.7 i V6 2.7 i V6	96 106 104 123 127 129 132		10.01 10.01 10.01 10.01 10.01 11.02 10.01	12.04 12.04 12.04 12.04 12.04 12.04 12.04		24.0126-0129.1	426129		280 26,0 24,4 V +B	
	2.0 i 16V 2.0 i 16V 2.0 i 16V 2.4 i 16V 2.4 i 16V 2.5 i V6 2.5 i V6 2.7 i V6 2.7 i V6 2.7 i V6 2.7 i V6	96 100 106 104 105 118 127 123 127 129 132		10.01 06.98 10.01 10.01 03.98 06.98 06.98 10.01 10.01 11.02 10.01	12.04 12.04 12.04 12.04 12.04 12.04 12.04 12.04 12.04 12.04 12.04	+ ABS + ABS + ABS + ABS + ABS	13.0460-5833.2	605833		23543 14,4 +/WK/Zub	AKE
	2.0 i 16V 2.0 i 16V 2.0 i 16V 2.4 i 16V 2.4 i 16V 2.5 i V6 2.5 i V6 2.7 i V6 2.7 i V6 2.7 i V6 2.7 i V6	96 100 106 104 105 118 127 123 127 129 132		10.01 06.98 10.01 10.01 03.98 06.98 06.98 10.01 10.01 11.02 10.01	12.04 12.04 12.04 12.04 12.04 12.04 12.04 12.04 12.04 12.04 12.04	+ ABS + ABS + ABS + ABS + ABS	24.0110-0317.1	410317		262 10,0 8,4	
	2.0 i 16V 2.0 i 16V 2.4 i 16V 2.7 i V6 2.7 i V6 2.7 i V6 2.7 i V6	96 106 104 123 127 129 132		10.01 10.01 10.01 10.01 10.01 11.02 10.01	12.04 12.04 12.04 12.04 12.04 12.04 12.04	+ ABS + ABS + ABS + ABS + ABS + ABS + ABS	03.0137-3024.2	653024		170 x 32 HEB	

HYUNDAI SONATA (NF) (05-10)

	2.0 CRDi 2.0 CRDi 2.0 CRDi 2.0 CRDi 2.0 GLSi 2.0 VVTi 2.0 VVTi 2.4 2.4 VVTi 2.4 VVTi 3.3 VVTi 3.3 VVTi 3.3 VVTi	100 103 105 110 119 106 121 125 119 127 171 173 184		02.06 02.06 02.06 03.09 07.08 05.05 01.08 06.08 01.05 06.08 01.05 06.05 01.08	12.10 12.10 12.10 12.10 12.10 12.10 12.10 12.10 12.10 12.10 12.10 12.10 12.10		13.0460-5639.2	605639		24618 17,5 +/WK	
	2.0 VVTi 2.4 VVTi 3.3 VVTi 3.3 VVTi	106 119 171 173		05.05 01.05 01.05 06.05	01.06 01.06 01.06 01.06		24.0126-0128.1	426128		280 26,0 24,4 V L +B	
	2.0 CRDi 2.0 CRDi 2.0 CRDi 2.0 VVTi 2.4 VVTi 3.3 VVTi 3.3 VVTi	100 103 105 106 119 171 173		02.06 02.06 02.06 02.06 02.06 02.06 02.06	10.07 10.07 10.07 10.07 10.07 10.07 10.07		24.0128-0256.1	428256		300 28,0 26,4 V L +B	
	2.0 CRDi 2.0 CRDi 2.0 CRDi 2.0 CRDi 2.0 GLSi 2.0 VVTi 2.0 VVTi 2.4 2.4 VVTi 2.4 VVTi 3.3 VVTi 3.3 VVTi 3.3 VVTi	100 103 105 110 119 106 121 125 119 127 171 173 184		11.07 11.07 11.07 03.09 07.08 11.07 01.08 06.08 11.07 06.08 11.07 11.07 01.08	12.10 12.10 12.10 12.10 12.10 12.10 12.10 12.10 12.10 12.10 12.10 12.10 12.10		24.0128-0256.1	428256		300 28,0 26,4 V L +B	



HYUNDAI SONATA (NF) (05-10)

	2.0 CRDi	103		02.06	12.10	13.0460-5833.2	605833			23543 14,4 +/WK/Zub	AKE						
	2.0 CRDi	105		02.06	12.10												
	2.0 GLSi	119		07.08	12.10												
	2.0 VVTi	106		02.06	12.10												
	2.0 VVTi	121		06.08	12.10												
	2.4	125		06.08	12.10												
	2.4 VVTi	119		02.06	12.10												
	3.3 VVTi	171		02.06	12.10												
	3.3 VVTi	173		02.06	12.10												
	2.0 VVTi	121		01.08	12.10							13.0460-5780.2	605780			24320 15,3 +/WK/Zub	
2.4 VVTi	127		06.08	12.10													
3.3 VVTi	184		01.08	12.10													
2.0 CRDi	100		02.06	12.10	13.0460-5786.2	605786				24934 15,5 +/WK/Zub	AKE						
2.0 CRDi	110		03.09	12.10													
	2.0 VVTi	106		05.05	01.06	24.0110-0318.1	410318			262 10,0 8,4 +B							
	2.4 VVTi	119		01.05	01.06												
	3.3 VVTi	171		01.05	01.06												
	3.3 VVTi	173		06.05	01.06												
	2.4 VVTi	119		06.07	12.10							24.0110-0367.1	410367			284 10,0 8,4 +B	
	2.4 VVTi	127		06.08	12.10												
	3.3 VVTi	171		06.07	12.10												
	3.3 VVTi	173		06.07	12.10												
	3.3 VVTi	184		01.08	12.10												
		2.0 CRDi	100		02.06							12.10	03.0137-3025.2	653025			170 x 27
2.0 CRDi		103		02.06	12.10												
2.0 CRDi		105		02.06	12.10												
2.0 CRDi		110		03.09	12.10												
2.0 GLSi		119		07.08	12.10												
2.0 VVTi		106		05.05	12.10												
2.0 VVTi		121		01.08	12.10												
2.4		125		06.08	12.10												
2.4 VVTi		119		01.05	12.10												
2.4 VVTi		127		06.08	12.10												
3.3 VVTi		171		01.05	12.10												
3.3 VVTi		173		06.05	12.10												
3.3 VVTi		184		01.08	12.10												

HYUNDAI SONATA (YF) (09-)






















	2.0 16V	110		01.09		13.0460-5780.2	605780			24320 15,3 +/WK/Zub	
	2.0 16V	121		01.11							
	2.4 16V	128		01.09							
	2.4 16V	131		01.09							
	2.4 16V	133		10.12							
	2.4 GDI	148		01.09							

HYUNDAI TERRACAN (01-07)

	2.5 TDiC	74		06.01	10.03	13.0460-5886.2	605886			24059 16,7 +/WK/Zub							
	2.5 TDiC 4WD	74		06.01	10.03												
	2.9 CRDi	110		11.01	07.03												
	2.9 CRDi 4WD	110		11.01	07.03												
	2.9 CRDi 4WD	120		08.03	10.03												
	3.5 i V6 4WD	143		12.01	10.03												
	3.5 i V6 4WD	147		12.01	10.03												
	2.5 TDiC	74		11.03	12.07							13.0460-5622.2	605622			23726 16,5 +/WK/Zub	MAN
	2.5 TDiC 4WD	74		11.03	12.07												
	2.9 CRDi 4WD	120		11.03	12.07												
3.5 i V6 4WD	143		11.03	12.07													
3.5 i V6 4WD	147		11.03	12.07													
	2.5 TDiC	74		06.01	10.03	24.0127-0100.1	427100			281 27,0 25,4 V +B							
	2.5 TDiC 4WD	74		06.01	10.03												
	2.9 CRDi	110		11.01	07.03												
	2.9 CRDi 4WD	110		11.01	07.03												
	2.9 CRDi 4WD	120		08.03	10.03												
	3.5 i V6 4WD	143		12.01	10.03												
	3.5 i V6 4WD	147		12.01	10.03												
	2.5 TDiC	74		11.03	12.07							24.0128-0224.1	428224			304 28,0 26,4 V +B	
	2.5 TDiC 4WD	74		11.03	12.07												
	2.9 CRDi 4WD	120		11.03	12.07												
3.5 i V6 4WD	143		11.03	12.07													
3.5 i V6 4WD	147		11.03	12.07													
	2.5 TDiC	74		06.01	12.07	13.0460-0135.2	610135			Belagsatz-Zubehör							
	2.5 TDiC 4WD	74		06.01	12.07												
	2.9 CRDi	110		11.01	07.03												
	2.9 CRDi 4WD	110		11.01	07.03												
	2.9 CRDi 4WD	120		08.03	12.07												
	3.5 i V6 4WD	143		12.01	12.07												
	3.5 i V6 4WD	147		12.01	12.07												
		2.5 TDiC	74		06.01							12.07	03.0137-3014.2	653014			190 x 40
2.5 TDiC 4WD		74		06.01	12.07												
2.9 CRDi		110		11.01	07.03												
2.9 CRDi 4WD		110		11.01	07.03												
2.9 CRDi 4WD		120		08.03	12.07												
3.5 i V6 4WD		143		12.01	12.07												
3.5 i V6 4WD		147		12.01	12.07												
























1) - Europe / - Europa / - Europe / - Europa



























								
HYUNDAI TIBURON Coupe (06-08)								
	1.6 CVVT 2.0 CVVT 2.7 V6	78 105 123		10.06 10.06 01.06	12.08 12.08 12.08	13.0460-5873.2 605873		23891 16,9 +/WK MAN
	1.6 CVVT 2.0 CVVT 2.7 V6	78 105 123		10.06 10.06 01.06	12.08 12.08 12.08	24.0126-0128.1 426128		280 26,0 24,4 V L +B
	1.6 CVVT 2.0 CVVT 2.7 V6	78 105 123		10.06 10.06 01.06	12.08 12.08 12.08	13.0460-5874.2 605874		21553 14,0 +/WK/Zub SUM
	1.6 CVVT 2.0 CVVT 2.7 V6	78 105 123		10.06 10.06 01.06	12.08 12.08 12.08	24.0110-0298.1 410298		258 10,0 8,0
HYUNDAI TRAJET (00-08)								
	2.0 CRDi 2.0 CRDi 2.0 CVVT 2.0 i 16V 2.0 i 16V 2.7 i V6	83 92 104 100 103 127		04.01 08.05 11.03 03.00 01.04 09.00	07.08 07.08 07.08 10.03 07.08 07.08	13.0460-5832.2 605832		23569 16,5 +/WK/Zub
	2.0 CRDi 2.0 CRDi 2.0 CVVT 2.0 i 16V 2.0 i 16V 2.7 i V6	83 92 104 100 103 127		04.01 08.05 11.03 03.00 01.04 09.00	07.08 07.08 07.08 10.03 07.08 07.08	24.0126-0126.1 426126		276 26,0 24,0 V +B
	2.0 CRDi 2.0 CRDi 2.0 CVVT 2.0 i 16V 2.0 i 16V 2.7 i V6	83 92 104 100 103 127		04.01 08.05 11.03 03.00 01.04 09.00	07.08 07.08 07.08 10.03 07.08 07.08	13.0460-5833.2 605833		23543 14,4 +/WK/Zub AKE
	2.0 CRDi 2.0 CRDi 2.0 CVVT 2.0 i 16V 2.0 i 16V 2.7 i V6	83 92 104 100 103 127		04.01 08.05 11.03 03.00 01.04 09.00	07.08 07.08 07.08 10.03 07.08 07.08	24.0110-0286.1 410286		284 10,0 8,4 +B
HYUNDAI TUCSON (04-10)								
	2.0 CRDi 2.0 CRDi 2.0 CRDi 2.0 CRDi 2.0 CRDi Allrad 2.0 CRDi Allrad 2.0 CRDi Allrad 2.0 CRDi Allrad 2.0 i 16V 2.0 i 16V Allrad 2.7 i 24V Allrad	83 88 100 103 83 88 100 103 104 104 129		08.04 01.07 01.06 01.06 08.04 01.07 01.06 01.06 08.04 08.04 08.04	12.07 12.07 12.07 12.07 12.07 12.07 12.07 12.07 12.07 12.07 12.07	13.0460-5873.2 605873 13.0460-0139.2 610139		23891 16,9 +/WK MAN Belagsatz-Zubehör MAN
	2.0 CRDi 2.0 CRDi 2.0 CRDi 2.0 CRDi 2.0 CRDi 2.0 CRDi Allrad 2.0 CRDi Allrad 2.0 CRDi Allrad 2.0 CRDi Allrad 2.0 i 16V 2.0 i 16V Allrad 2.7 i 24V Allrad	83 88 100 103 110 83 88 100 103 110 104 104 129		01.08 01.08 01.08 01.08 01.09 01.08 01.08 01.08 01.08 01.09 01.08 01.08	03.10 03.10 03.10 03.10 03.10 03.10 03.10 03.10 03.10 03.10 03.10 03.10	13.0460-5873.2 605873		23891 16,9 +/WK MAN
	2.0 CRDi 2.0 CRDi 2.0 CRDi 2.0 CRDi 2.0 CRDi Allrad 2.0 CRDi Allrad 2.0 CRDi Allrad 2.0 CRDi Allrad 2.0 i 16V 2.0 i 16V Allrad 2.7 i 24V Allrad	83 88 100 103 83 88 100 103 104 104 129		08.04 01.07 01.06 01.06 08.04 01.07 01.06 01.06 08.04 08.04 08.04	12.07 12.07 12.07 12.07 12.07 12.07 12.07 12.07 12.07 12.07 12.07	24.0126-0128.1 426128	+ Bremsscheibe 280mm ¹⁾	280 26,0 24,4 V L +B
	2.0 CRDi 2.0 CRDi 2.0 CRDi 2.0 CRDi 2.0 CRDi 2.0 CRDi Allrad 2.0 CRDi Allrad 2.0 CRDi Allrad 2.0 CRDi Allrad 2.0 i 16V 2.0 i 16V Allrad	83 88 100 103 110 83 88 100 103 110 104		01.08 01.08 01.08 01.08 01.09 01.08 01.08 01.08 01.08 01.09 01.08	03.10 03.10 03.10 03.10 03.10 03.10 03.10 03.10 03.10 03.10 03.10	24.0128-0256.1 428256	+ Bremsscheibe 300mm ²⁾	300 28,0 26,4 V L +B

¹⁾ + brake disc 280mm / + dischi freno 280mm / + disques de frein 280mm / + disco de freno 280mm

²⁾ + brake disc 300mm / + dischi freno 300mm / + disques de frein 300mm / + disco de freno 300mm

	 kW							
HYUNDAI TUCSON (04-10)								
	2.0 i 16V Allrad 2.7 i 24V Allrad	104 129		01.08 01.08	03.10 03.10		24.0128-0256.1 428256	+ Bremsscheibe 300mm ¹⁾ 300 28,0 26,4 V L +B
	2.0 CRDi 2.0 CRDi 2.0 CRDi 2.0 CRDi 2.0 CRDi Allrad 2.0 CRDi Allrad 2.0 CRDi Allrad 2.0 CRDi Allrad 2.0 i 16V 2.0 i 16V Allrad 2.7 i 24V Allrad	83 88 100 103 83 88 100 103 104 104 129		08.04 01.07 01.06 01.06 08.04 01.07 01.06 01.06 08.04 08.04 08.04	12.07 12.07 12.07 12.07 12.07 12.07 12.07 12.07 12.07 12.07 12.07		13.0460-5833.2 605833	23543 14,4 +/WK/Zub AKE
	2.0 CRDi 2.0 CRDi 2.0 CRDi 2.0 CRDi 2.0 CRDi Allrad 2.0 CRDi Allrad 2.0 CRDi Allrad 2.0 CRDi Allrad 2.0 i 16V 2.0 i 16V Allrad 2.7 i 24V Allrad	83 88 100 103 83 88 100 103 110 83 88 100 103 110 104 104 129		01.08 01.08 01.08 01.08 01.08 01.08 01.08 01.08 01.09 01.08 01.08	03.10 03.10 03.10 03.10 03.10 03.10 03.10 03.10 03.10 03.10 03.10		13.0460-5786.2 605786	24934 15,5 +/WK/Zub AKE
	2.0 CRDi 2.0 CRDi 2.0 CRDi 2.0 CRDi 2.0 CRDi Allrad 2.0 CRDi Allrad 2.0 CRDi Allrad 2.0 CRDi Allrad 2.0 i 16V 2.0 i 16V Allrad 2.7 i 24V Allrad	83 88 100 103 83 88 100 103 110 104 129		08.04 01.07 01.06 01.06 08.04 01.07 01.06 01.06 08.04 08.04 08.04	03.10 03.10 03.10 03.10 03.10 03.10 03.10 03.10 03.10 03.10 03.10		24.0110-0318.1 410318	262 10,0 8,4 +B
	2.0 CRDi 2.0 CRDi 2.0 CRDi 2.0 CRDi 2.0 CRDi Allrad 2.0 CRDi Allrad 2.0 CRDi Allrad 2.0 CRDi Allrad 2.0 i 16V 2.0 i 16V Allrad 2.7 i 24V Allrad	83 88 100 103 83 88 100 103 110 104 129		08.04 01.07 01.06 01.06 08.04 01.07 01.06 01.06 08.04 08.04 08.04	03.10 03.10 03.10 03.10 03.10 03.10 03.10 03.10 03.10 03.10 03.10		24.0110-0286.1 410286	284 10,0 8,4 +B
	2.0 CRDi 2.0 CRDi 2.0 CRDi 2.0 CRDi 2.0 CRDi Allrad 2.0 CRDi Allrad 2.0 CRDi Allrad 2.0 CRDi Allrad 2.0 i 16V 2.0 i 16V Allrad 2.7 i 24V Allrad	83 88 100 103 83 88 100 103 110 104 129		08.04 01.07 01.06 01.06 08.04 01.07 01.06 01.06 08.04 08.04 08.04	03.10 03.10 03.10 03.10 03.10 03.10 03.10 03.10 03.10 03.10 03.10		03.0137-3016.2 653016	167 x 27
	2.0 CRDi 2.0 CRDi 2.0 CRDi 2.0 CRDi 2.0 CRDi Allrad 2.0 CRDi Allrad 2.0 CRDi Allrad 2.0 CRDi Allrad 2.0 i 16V 2.0 i 16V Allrad 2.7 i 24V Allrad	83 88 100 103 83 88 100 103 110 104 129		08.04 01.07 01.06 01.06 08.04 01.07 01.06 01.06 08.04 08.04 08.04	03.10 03.10 03.10 03.10 03.10 03.10 03.10 03.10 03.10 03.10 03.10		03.0137-3004.2 653004	190 x 40 HEB
HYUNDAI VELOSTER (11-)								
	1.6 16V 1.6 GDI 1.6 16V 1.6 GDI	95 103 95 103		10.11 03.11 05.12 05.12	04.12 04.12		13.0460-5645.2 605645	25692 17,2 +/WK/Zub
	1.6 T-GDI	137		10.12			24.0128-0234.1 428234	300 28,0 26,4 V +B
	1.6 16V 1.6 GDI 1.6 T-GDI	95 103 137		10.11 03.11 10.12			13.0460-5786.2 13.0470-5786.2 605786 LD5786	24934 15,5 +/WK/Zub AKE 24934 15,5 +/WK/Zub AKE
	1.6 16V 1.6 GDI 1.6 T-GDI	95 103 137		10.11 03.11 10.12			24.0110-0368.1 410368	262 10,0 8,4 +B
HYUNDAI XG (98-05)								
	2.5 i V6 (XG25) 3.0 i V6 (XG30) 3.0 i V6 (XG30) 3.5 i V6 (XG35)	120 138 145 145		12.98 12.98 09.99 04.03	09.05 09.05 09.03 09.05		13.0460-5833.2 605833	23543 14,4 +/WK/Zub AKE
	2.5 i V6 (XG25) 3.0 i V6 (XG30) 3.0 i V6 (XG30) 3.5 i V6 (XG35)	120 138 145 145		12.98 12.98 09.99 04.03	09.05 09.05 09.03 09.05		24.0110-0318.1 410318	262 10,0 8,4 +B
INFINITI EX/QX50 (J50) (08-)								
	2.5 V6 4WD 3.0d 4WD 3.7 V6 4WD 3.7 V6 4WD 3.7 V6 4WD	175 175 228 228 235		04.10 04.10 10.08 02.11 09.10			13.0460-5778.2 605778	23698 16,8 +/WK SUM
























¹⁾ + brake disc 300mm / + dischi freno 300mm / + disques de frein 300mm / + disco de freno 300mm

								
INFINITI EX/QX50 (J50) (08-)								
	3.7 V6 4WD	235	02.11	+ (RIS)	13.0460-5778.2	605778		23698 16,8 +/WK SUM
INFINITI FX (S50) (03-08)								
	3.5 V6	206	02.03	12.08	24.0116-0122.1	416122		308 16,0 14,0 V +B
	3.5 V6 4WD	206	01.03	12.08				
	4.5 V8	232	02.03	12.08				
	4.5 V8 4WD	232	01.03	12.08				
INFINITI FX/QX70 (S51) (08-)								
	3.0 d 4WD	175	04.10		03.0137-3041.2	653041		190 x 33/20
	3.7 V6 4WD	235	10.08					
	5.0 V8 4WD	287	10.08					
	5.0 V8 4WD	287	08.13					
	5.0 V8 4WD	309	06.13					
INFINITI G25/G37 (V36) (07-13)								
	2.5 V6	163	01.11		13.0460-5778.2	605778	- 4-Rad Lenkung ¹⁾	23698 16,8 +/WK SUM
	3.7 V6	235	10.08					
	3.7 V6	235	11.09	+ (RIS)				
	3.7 V6	240	01.12					
	3.7 V6	243	10.08					
	3.7 V6	243	11.09	+ (RIS)				
	3.7 V6 4WD	235	10.08					
	3.7 V6 4WD	235	11.09	+ (RIS)				
	3.7 V6	235	10.08	01.10 + (RIS)	24.0128-0153.1	428153		320 28,0 26,0 V L +B
	3.7 V6	243	10.08	01.10 + (RIS)				
	3.7 V6 4WD	235	10.08	01.10 + (RIS)				
INFINITI G37/Q60 Coupe (CV36) (07-)								
	3.7 V6	235	09.10		13.0460-5778.2	605778	- Sportpaket ²⁾	23698 16,8 +/WK SUM
	3.7 V6	243	09.07					
INFINITI G37/Q60 Cabriolet (HV36) (10-)								
	3.7 V6	235	09.10		13.0460-5778.2	605778	- 19" Rad ³⁾	23698 16,8 +/WK SUM
	3.7 V6	235	01.10	+ (RIS)				
INFINITI M35/M45 (Y50) (05-)								
	3.5 V6	206	07.06	12.13	24.0128-0153.1	428153		320 28,0 26,0 V L +B
	3.5 V6 4WD	206	07.06	12.13				
	4.5 V8	250	07.06	12.13				
INFINITI M/Q70 (Y51) (10-)								
	2.2d RWD	125	10.14		13.0460-5778.2	605778		23698 16,8 +/WK SUM
	3.0d RWD	175	03.10		13.0460-5778.2	605778	- 4-Rad Lenkung ¹⁾	23698 16,8 +/WK SUM
	3.7 V6 4WD	243	01.12					
	3.7 V6 RWD	235	03.10					
	3.7 V6 RWD	243	01.12					
	5.6 V8 RWD	309	01.12					
	3.5 Hybrid RWD	225	04.11		13.0460-5778.2	605778		23698 16,8 +/WK SUM
	2.2d RWD	125	10.14		24.0116-0122.1	416122		308 16,0 14,0 V +B
	3.0d RWD	175	03.10		24.0116-0122.1	416122	- 4-Rad Lenkung ¹⁾	308 16,0 14,0 V +B
	3.7 V6 4WD	243	01.12					
	3.7 V6 RWD	235	03.10					
	3.7 V6 RWD	243	01.12					
	5.6 V8 RWD	309	01.12					
	3.5 Hybrid RWD	225	04.11		24.0116-0122.1	416122		308 16,0 14,0 V +B
	2.2d RWD	125	10.14		03.0137-3041.2	653041		190 x 33/20
	3.0d RWD	175	03.10					
	3.5 Hybrid RWD	225	04.11					
	3.7 V6 4WD	243	01.12					
	3.7 V6 RWD	235	03.10					
	3.7 V6 RWD	243	01.12					
	5.6 V8 RWD	309	01.12					
INFINITI Q50 (V37) (13-)								
	2.0 Turbo	155	04.14		24.0116-0122.1	416122		308 16,0 14,0 V +B
	2.2 D	125	04.13					
	3.5 V6 Hybrid	268	04.13					
	3.5 V6 Hybrid AWD	268	04.13					
ISUZU TROOPER (91-98)								
	3.1 TDi	84	08.91	07.98	13.0460-5926.2	605926		21845 16,5 +/WK AKE
	3.2 V6	130	08.91	07.98				
	3.1 TDi	84	08.91	07.98	24.0126-0111.1	426111		280 26,0 24,6 V +B
	3.2 V6	130	08.91	07.98				
	3.1 TDi	84	08.91	07.98	13.0460-5927.2	605927		21875 16,0 +/WK AKE
	3.2 V6	130	08.91	07.98				




































¹⁾ - 4 wheel steering / - 4 route sterzanti / - 4 roues directionnelles / + direcció sobre cuatro ruedas

²⁾ - sport package / - pacchetto sportivo / - version sport / - kit deportivo

³⁾ - 19" wheel / - ruota 19" / - roue 19" / - rueda 19"



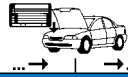















								
ISUZU TROOPER (91-98)								
	3.1 TDi 3.2 V6	84 130		08.91 08.91	07.98 07.98	24.0118-0122.1	418122	313 18,0 16,6 V +B
ISUZU TROOPER (98-04)								
	3.0 DiTD 3.5 V6	118 158		08.98 08.98	08.04 08.04	13.0460-5926.2	605926	21845 16,5 +/WK AKE
	3.0 DiTD 3.5 V6	118 158		08.98 08.98	08.04 08.04	24.0126-0111.1	426111	280 26,0 24,6 V +B
	3.0 DiTD 3.5 V6	118 158		08.98 08.98	08.04 08.04	13.0460-5927.2	605927	21875 16,0 +/WK AKE
	3.0 DiTD 3.5 V6	118 158		08.98 08.98	08.04 08.04	24.0118-0122.1	418122	313 18,0 16,6 V +B
IVECO CAMPAGNOLA (08-10)								
	3.0 HPI 4x4 3.0 HPT 4x4	107 130		09.08 09.08	12.10 12.10	13.0460-2750.2	602750	20741 15,0 LUC
	3.0 HPI 4x4 3.0 HPT 4x4	107 130		09.08 09.08	12.10 12.10	13.0460-2751.2	602751	21418 15,5 LUC
IVECO DAILY I / GRINTA (78-99)								
	28 F 8 30 F 8 32 F 8 35 F 8 40 F 8			01.78 01.78 01.78 01.78 01.78	05.81 05.81 05.81 05.81 05.81	13.0460-0415.2	610415	Belagsatz-Zubehör AP
	30.8 35.8 40.8			06.81 06.81 06.81	05.86 05.86 05.86	13.0460-0415.2	610415	Belagsatz-Zubehör AP
	30.8 35.8 40.8			06.86 06.86 06.86	12.88 12.88 12.88	13.0460-0415.2	610415	Belagsatz-Zubehör AP
	30.8 35.8 40.8			01.89 01.89 01.89	08.97 08.97 08.97	13.0460-4955.2 13.0460-0415.2	604955 610415	21048 18,3 +/WK BRE Belagsatz-Zubehör AP
	30.8 35.8 40.8			09.97 09.97 09.97	04.99 04.99 04.99	13.0460-4918.2	604918	29140 18,3 +/WK BRE
	30.9			01.89	08.97	13.0460-4913.2	604913	29037 18,3 +/WK BRE
	30.9			09.97	04.99	13.0460-4919.2	604919	29139 18,3 +/WK BRE
	45.10 49.10			01.89 01.89	08.97 08.97	13.0460-7903.2	607903	29012 18,0 +/WK PER
	35.10 35.12 49.12			01.96 01.96 01.96	04.99 04.99 04.99	13.0460-4966.2 13.0460-4989.2 24.8190-1304.2	604966 604989 621304	29121 20,3 /WE/S BRE 29212 17,3 /WE/S BRE Warnkontakt L=289mm
	59.12			01.90	08.97	13.0460-7906.2	607906	29001 20,0 +/WK PER
	28 F 8 30 F 8 30.8 32 F 8 35 F 8 35.8 40 F 8 40.8			01.78 01.78 06.81 01.78 01.78 06.81 01.78 06.81	05.81 05.81 05.96 05.81 05.81 05.96 05.81 05.96	24.0114-0110.2	414110	267 14,2 12,8
	35.10 35.12 49.12			01.96 01.96 01.96	04.99 04.99 04.99	13.0460-4966.2 24.8190-1304.2	604966 621304	29121 20,3 /WE/S BRE Warnkontakt L=289mm
	60.12 65.12			01.96 01.96	04.99 04.99	13.0460-4966.2 24.8190-1304.2	604966 621304	29121 20,3 /WE/S BRE Warnkontakt L=289mm
	28 F 8 30 F 8 30.8 32 F 8			01.78 01.78 06.81 01.78	05.81 05.81 04.99 05.81	03.0137-0309.2	650309	+ Einfachbereifung ¹⁾ 254 x 70
	35 F 8 35.8 40 F 8 40.8			01.78 06.81 01.78 06.81	05.81 04.99 05.81 04.99	03.0137-0300.2	650300	+ Doppelbereifung ²⁾ 254 x 89
	35.10 35.12 49.12			01.96 01.96 01.96	04.99 04.99 04.99	03.0137-3005.2	653005	172 x 42
IVECO DAILY II (99-06)								
	29 35 C 35 S 49			05.99 05.99 05.99 05.99	04.06 04.06 04.06 04.06	13.0460-4966.2 13.0460-4989.2 24.8190-1304.2	604966 604989 621304	29121 20,3 /WE/S BRE 29212 17,3 /WE/S BRE Warnkontakt L=289mm
	50 C			01.01	04.06	13.0460-4847.2	604847	29160 20,3 /WE/Zub/S BRE

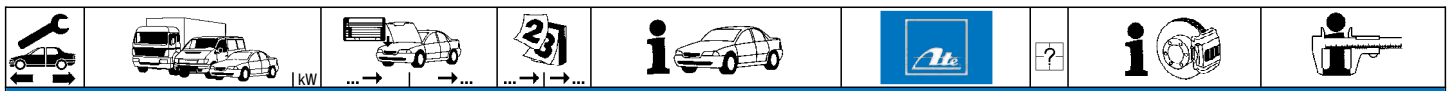
1) + single tyre / + ruota singola / + roue simple / + cubierta simple
2) + twin tyres / + ruote gemellate / + roue jumelée / + cubierta doble

								
IVECO DAILY II (99-06)								
	65 C		11.01	04.06	13.0460-4847.2	604847		29160 20,3 /WE/Zub/S BRE
	29 35 S		05.99 05.99	04.06 04.06	24.0122-0262.1	422262		276 22,0 19,0
	29 35 C 50 C		05.99 05.99 05.99	04.06 04.06 04.06	13.0460-4996.2	604996		29123 20,3 /WE BRE
	35 C 35 S 49		05.99 05.99 05.99	04.06 04.06 04.06	13.0460-4966.2 24.8190-1304.2	604966 621304	2	29121 20,3 /WE/S BRE Warnkontakt L=289mm
	60 C 65 C		05.99 05.99	04.06 04.06	13.0460-4966.2 24.8190-1304.2	604966 621304	2	29121 20,3 /WE/S BRE Warnkontakt L=289mm
	29 35 S		05.99 05.99	04.06 04.06	24.0116-0129.1 24.0116-0128.1	416129 416128		- ABS + ABS/ mit Sensorring ¹⁾ 276 16,0 13,0 276 16,0 13,0
	29 35 C 50 C		05.99 05.99 05.99	04.06 04.06 04.06	03.0137-3005.2	653005		172 x 42
IVECO DAILY III (06-13)								
	35 C 35 S 65		05.06 05.06 05.06	12.13 12.13 12.13	13.0460-4830.2	604830		29229 20,7 /WE/Zub BRE
	35 C 35 S 65		05.06 05.06 05.06	12.13 12.13 12.13	13.0460-4828.2 24.0128-0239.1 24.0128-0238.1	604828 428239 428238	+ 6-Loch-Felge ²⁾	29122 22,1 /WE BRE 290 28,0 25,0 V + B 300 28,0 25,0 V + B 300 28,0 25,0 V + B
	35 C 35 S 65		05.06 05.06 05.06	12.13 12.13 12.13	13.0460-4823.2 13.0460-4996.2	604823 604996		29232 21,0 /WE/Zub BRE 29123 20,3 /WE BRE
	35 C 35 S		05.06 05.06	12.13 12.13	13.0460-4829.2	604829		29231 22,7 +/WE/Zub BRE
	35 C 35 S		05.06 05.06	12.13 12.13	24.0124-0228.1	424228		294 24,0 21,0 V + B
IVECO DAILY V (11-)								
	26 L 29 L 35 C 35 S		09.11 09.11 09.11 09.11		13.0460-4830.2	604830		29229 20,7 /WE/Zub BRE
	26 L 29 L 35 C 35 S		09.11 09.11 09.11 09.11		24.0128-0238.1	428238		300 28,0 25,0 V + B
	26 L 29 L 35 S 35 C		09.11 09.11 09.11 09.11		13.0460-4996.2	604996		29123 20,3 /WE BRE
	26 L 29 L 35 C 35 S		09.11 09.11 09.11 09.11		13.0460-4823.2	604823		29232 21,0 /WE/Zub BRE
	26 L 29 L 35 C 35 S		09.11 09.11 09.11 09.11		24.0124-0228.1	424228		294 24,0 21,0 V + B
IVECO EUROCARGO (06-)								
	75 E 14 75 E 16 80 E 18	103 118 130	09.06 09.06 09.06		13.0460-4844.2	604844		29256 27,0 /WE BRE
	75 E 14 75 E 16 80 E 18	103 118 130	09.06 09.06 09.06		13.0460-4844.2	604844		29256 27,0 /WE BRE
IVECO MASSIF (08-10)								
	3.0 HPI 4x4 3.0 HPT 4x4	107 130	09.08 09.08	12.10 12.10	13.0460-2750.2	602750		20741 15,0 LUC
	3.0 HPI 4x4 3.0 HPT 4x4	107 130	09.08 09.08	12.10 12.10	13.0460-2751.2	602751		21418 15,5 LUC
JAGUAR S-Type (CCX) (99-08)								
	3.0 V6 4.0 V8 4.2 V8 Supercharged	175 203 298	01.99 01.99 11.01	10.07 04.02	13.0460-2729.2	602729		23423 17,8 /Zub/S LUC
	2.5 V6 2.7 D 4.2 V8	147 152 219	04.02 06.04 04.02	10.07 10.07 10.07	13.0460-2898.2	602898		23908 18,0 /WE/Zub/S LUC
	4.2 V8 Supercharged R 4.2 V8	298 291	M45255 N52047	04.02 10.07	13.0460-4841.2	604841		23489 16,3 BRE
	3.0 V6 4.0 V8	175 203	01.99 01.99	01.00 04.02	24.0130-0120.1	430120		300 30,0 28,0 V + B
	2.5 V6 2.7 D 3.0 V6	147 152 175	04.02 06.04 02.00	10.07 10.07 10.07	24.0130-0182.1	430182		320 30,0 28,4 V + B

¹⁾ + ABS/ with sensor ring / + ABS/ con sensore / + ABS/ avec secours ABS / + ABS/ con anillo sensor ABS

²⁾ + 6 bore wheel rim / + cerchione a 6 fori / + jante à 6 trous / + Llantas de 6 taladros

									
JAGUAR S-Type (CCX) (99-08)									
	4.2 V8	219		04.02	10.07		24.0130-0182.1	430182	320 30,0 28,4 V +B
	2.5 V6	147		04.02	10.07		13.0460-2730.2	602730	23424 17,6 /S LUC
	2.7 D	152		06.04	10.07				
	3.0 V6	175		01.99	10.07				
	4.0 V8	203		01.99	04.02				
	4.2 V8	219		04.02	10.07		13.0460-7209.2	607209	23482 16,6 + ATE
	R 4.2 V8	291		04.02	10.07		13.0460-4964.2	604964	21381 15,0 BRE
	4.2 V8 Supercharged	298		11.01	12.08		13.0460-4964.2	604964	21381 15,0 BRE
	2.5 V6	147	N52047	04.02			24.0120-0708.1	420708	288 20,0 18,5 V +B
	2.7 D	152	N52047	06.04					
	3.0 V6	175	N52047	01.99					
	4.0 V8	203	N52047	01.99					
	4.2 V8	219	N52047	04.02					
	2.5 V6	147	N52048		10.07		24.0120-0238.1	420238	326 20,0 18,0 V L +B
	2.7 D	152	N52048		10.07				
	3.0 V6	175	N52048		10.07				
	4.0 V8	203	N52048		04.02				
	4.2 V8	219	N52048		10.07				
JAGUAR X-Type (CF1) Limousine (01-09)									
	2.0 D	96	J04730	07.03			13.0460-3987.2	603987	23279 18,4 /S BOS
	2.0 V6	115	J04730	03.02			13.0470-3987.2	LD3987	23279 18,4 /S BOS
	2.2 D	107	J04730	01.07					
	2.2 D	110	J04730	10.05					
	2.2 D	114	J04730	10.05					
	2.5 V6	144	J04730	06.01					
	3.0 V6	169	J04730	06.01					
	2.0 D	96	J52300	07.03			24.0124-0161.1	424161	300 23,9 22,0 V +B
	2.0 V6	115	J52300	03.02			24.0324-0161.1	524161	300 23,9 22,0 V +B PD
	2.2 D	107	J52300	01.07					
	2.2 D	110	J52300	10.05					
	2.2 D	114	J52300	10.05					
	2.5 V6	144	J52300	06.01					
	3.0 V6	169	J52300	06.01					
	2.0 D	96	J52301		11.09		24.0124-0161.1	424161	300 23,9 22,0 V +B
	2.0 V6	115	J52301		10.05		24.0324-0161.1	524161	300 23,9 22,0 V +B PD
	2.2 D	107	J52301		11.09				
	2.2 D	110	J52301		11.09				
	2.2 D	114	J52301		11.09				
	2.5 V6	144	J52301		11.09				
	3.0 V6	169	J52301		11.07				
	2.0 D	96	E73993	07.03			13.0460-3988.2	603988	23557 17,2 /S BOS
	2.0 V6	115	E73993	03.02			13.0470-3988.2	LD3988	23557 17,2 /S BOS
	2.2 D	107	E73993	01.07					
	2.2 D	110	E73993	10.05					
	2.2 D	114	E73993	10.05					
	2.5 V6	144	E73993	06.01					
	3.0 V6	169	E73993	06.01					
	2.0 D	96	E73994		11.09		13.0460-3831.2	603831	24260 17,3 /Zub/S BOS
	2.0 V6	115	E73994		10.05		13.0470-3831.2	LD3831	24260 17,3 /Zub/S BOS
	2.2 D	107	E73994		11.09				
	2.2 D	110	E73994		11.09				
	2.2 D	114	E73994		11.09				
	2.5 V6	144	E73994		11.09				
	3.0 V6	169	E73994		11.07				
	2.0 D	96	J52300	07.03			24.0112-0154.1	412154	280 12,0 10,0 +B
	2.0 V6	115	J52300	03.02					
	2.2 D	107	J52300	01.07					
	2.2 D	110	J52300	10.05					
	2.2 D	114	J52300	10.05					
	2.5 V6	144	J52300	06.01					
	3.0 V6	169	J52300	06.01					
	2.0 D	96	J52301		11.09		24.0112-0154.1	412154	280 12,0 10,0 +B
	2.0 V6	115	J52301		10.05				
	2.2 D	107	J52301		11.09				
	2.2 D	110	J52301		11.09				
	2.2 D	114	J52301		11.09				
	2.5 V6	144	J52301		11.09				
	3.0 V6	169	J52301		11.07				
JAGUAR X-Type (CF1) Kombi (03-09)									
	2.0 D	96	J04730	02.04			13.0460-3987.2	603987	23279 18,4 /S BOS
	2.0 V6	115	J04730	11.03			13.0470-3987.2	LD3987	23279 18,4 /S BOS
	2.2 D	107	J04730	01.07					
	2.2 D	110	J04730	10.05					
	2.2 D	114	J04730	10.05					
	2.5 V6	144	J04730	02.04					
	3.0 V6	169	J04730	02.04					
	2.0 D	96	J52300	02.04			24.0124-0161.1	424161	300 23,9 22,0 V +B
	2.0 V6	115	J52300	11.03			24.0324-0161.1	524161	300 23,9 22,0 V +B PD
	2.2 D	107	J52300	01.07					
	2.2 D	110	J52300	10.05					
	2.2 D	114	J52300	10.05					



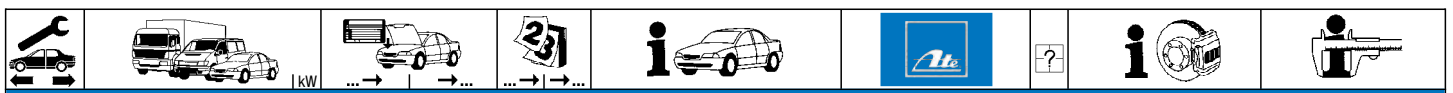
JAGUAR X-Type (CF1) Kombi (03-09)

	2.5 V6	144	J52300	02.04		24.0124-0161.1	424161		300 23,9 22,0 V +B
	3.0 V6	169	J52300	02.04		24.0324-0161.1	524161		300 23,9 22,0 V +B PD
	2.0 D	96	J52301		12.09	24.0124-0161.1	424161		300 23,9 22,0 V +B
	2.0 V6	115	J52301		03.09	24.0324-0161.1	524161		300 23,9 22,0 V +B PD
	2.2 D	107	J52301		12.09				
	2.2 D	110	J52301		12.09				
	2.2 D	114	J52301		12.09				
	2.5 V6	144	J52301		12.09				
	3.0 V6	169	J52301		12.09				
	3.0 V6	169	J52301		12.09				
	2.0 D	96	E73993	02.04		13.0460-3988.2	603988		23557 17,2 /S BOS
	2.0 V6	115	E73993	11.03		13.0470-3988.2	LD3988		23557 17,2 /S BOS
	2.2 D	107	E73993	01.07					
	2.2 D	110	E73993	10.05					
	2.2 D	114	E73993	10.05					
	2.5 V6	144	E73993	02.04					
	3.0 V6	169	E73993	02.04					
	3.0 V6	169	E73993	02.04					
	2.0 D	96	E73994		12.09	13.0460-3831.2	603831		24260 17,3 /Zub/S BOS
	2.0 V6	115	E73994		03.09	13.0470-3831.2	LD3831		24260 17,3 /Zub/S BOS
	2.2 D	107	E73994		12.09				
	2.2 D	110	E73994		12.09				
	2.2 D	114	E73994		12.09				
	2.5 V6	144	E73994		12.09				
	3.0 V6	169	E73994		12.09				
	3.0 V6	169	E73994		12.09				
	2.0 D	96	J52300	02.04		24.0112-0154.1	412154		280 12,0 10,0 +B
	2.0 V6	115	J52300	11.03					
	2.2 D	107	J52300	01.07					
	2.2 D	110	J52300	10.05					
	2.2 D	114	J52300	10.05					
	2.5 V6	144	J52300	02.04					
	3.0 V6	169	J52300	02.04					
	3.0 V6	169	J52300	02.04					
	3.0 V6	169	J52301		12.09	24.0112-0154.1	412154		280 12,0 10,0 +B
	3.0 V6	169	J52301		12.09				

JAGUAR XF (CC9) (08-)

	2.0 16V	177		06.12		24.0130-0226.1	430226		326 30,0 28,0 V L +B
	2.2 D	120		04.11					
	2.2 D	140		05.11					
	2.2 D	147		03.12					
	2.7 D	152		03.08					
	3.0 D	155		03.09					
	3.0 D	177		03.09					
	3.0 D	202		03.09					
	3.0 V6	175		03.08					
	3.0 V6	179		03.08					
	4.2 V8	219		03.08					
	5.0 V8 Kompressor	346		01.09		24.0136-0122.1	436122		380 36,0 34,0 V L +B
	5.0 V8 Kompressor	375		03.09					
	5.0 XFR-S	405		10.12					
	2.0 16V	177	R47153	06.12		13.0460-7209.2	607209		23482 16,6 + ATE
	2.2 D	120	R47153	04.11					
	2.2 D	140	R47153	05.11					
	2.2 D	147	R47153	03.12					
	2.7 D	152	R47153	03.08					
	3.0 D	155	R47153	03.09					
	3.0 D	177	R47153	03.09					
	3.0 D	202	R47153	03.09					
	3.0 V6	175	R47153	03.08					
	3.0 V6	179	R47153	03.08					
	3.0 V6	250	R47153	03.12					
	3.0 V6 AWD	250	R47153	10.12					
	4.2 V8	219	R47153	03.08					
	4.2 V8	313	R47153	07.09					
	4.2 V8 Kompressor	306	R47153	03.08					
	5.0 V8	283	R47153	03.09					
	5.0 V8 Kompressor	346	B32752	01.09					
	5.0 V8 Kompressor	375	B32752	03.09					
	2.0 16V	177	R47154			13.0460-7209.2	607209		23482 16,6 + ATE
	2.2 D	120	R47154						
	2.2 D	140	R47154						
	2.2 D	147	R47154						
	2.7 D	152	R47154						
	3.0 D	155	R47154						
	3.0 D	177	R47154						
	3.0 D	202	R47154						
	3.0 V6	175	R47154						
	3.0 V6	179	R47154						
	3.0 V6	250	R47154						
	3.0 V6 AWD	250	R47154						
	4.2 V8	219	R47154						
	4.2 V8	313	R47154						
	4.2 V8 Kompressor	306	R47154						
	4.2 V8 Kompressor	306	R47154						
	4.2 V8 Kompressor	306	R47154						
	4.2 V8 Kompressor	306	R47154						

1) + brake disc diameter 326mm / + diametro dischi freno 326mm / + diamètre disques frein 326mm / + diámetro disco freno 326mm



JAGUAR XF (CC9) (08-)

	5.0 V8	283 R47154	S20752			13.0460-7209.2	607209			23482 16,6 +	ATE
	5.0 V8 Kompressor	346 B32753				13.0460-7255.2	607255			25114 15,8 +	ATE
	5.0 V8 Kompressor	375 B32753									
	5.0 XFR-S	405		10.12							
	2.0 16V	177	S49010	06.12		24.0120-0238.1	420238			326 20,0 18,0 V L +B	
	2.2 D	120	S49010	04.11							
	2.2 D	140	S49010	05.11							
	2.2 D	147	S49010	03.12							
	2.7 D	152		03.08							
	3.0 D	155	S49010	03.09							
	3.0 D	177		03.09							
	3.0 D	202		03.09							
	3.0 V6	175		03.08							
	3.0 V6	179		03.08							
	3.0 V6	250	S49010	03.12							
	3.0 V6 AWD	250	S49010	10.12							
	4.2 V8	219		03.08							
	4.2 V8	313		07.09							
	4.2 V8 Kompressor	306		03.08							
	5.0 V8	283		03.09							
	2.0 16V	177 S49011				24.0120-0238.1	420238			326 20,0 18,0 V L +B	
	2.2 D	120 S49011									
	2.2 D	140 S49011									
	2.2 D	147 S49011									
	3.0 D	155 S49011									
	3.0 V6	250 S49011									
	3.0 V6 AWD	250 S49011									
	5.0 V8 Kompressor	346		01.09		24.0126-0174.1	426174			376 26,0 24,0 V L +B	
	5.0 V8 Kompressor	375		03.09							
	5.0 XFR-S	405		10.12							

JAGUAR XF Sportbrake (CC9) (12-)

	2.2 D	120		09.12		24.0130-0226.1	430226			326 30,0 28,0 V L +B	
	2.2 D	147		09.12							
	3.0 D	177		09.12	+ Bremsscheibendurchm. 326 mm 1)						
	3.0 D	202		09.12	+ Bremsscheibendurchm. 326 mm 1)						
	5.0 XFR-S	405		02.14		24.0136-0122.1	436122			380 36,0 34,0 V L +B	
	2.2 D	120	R47153	09.12		13.0460-7209.2	607209			23482 16,6 +	ATE
	2.2 D	147	R47153	09.12							
	3.0 D	177	R47153	09.12							
	3.0 D	202	R47153	09.12							
	2.2 D	120 R47154				13.0460-7209.2	607209			23482 16,6 +	ATE
	2.2 D	147 R47154									
	3.0 D	177 R47154									
	3.0 D	202 R47154									
	2.2 D	120	S49010	09.12		24.0120-0238.1	420238			326 20,0 18,0 V L +B	
	2.2 D	147	S49010	09.12							
	3.0 D	177	S49010	09.12							
	3.0 D	202	S49010	09.12							
	2.2 D	120 S49011				24.0120-0238.1	420238			326 20,0 18,0 V L +B	
	2.2 D	147 S49011									
	3.0 D	177 S49011									
	3.0 D	202 S49011									
	5.0 XFR-S	405		02.14		24.0126-0174.1	426174			376 26,0 24,0 V L +B	

JAGUAR XJ (X300) (94-97)

	12 6.0	229		11.94	07.97	13.0460-7138.2	607138			23126 17,5 +/WE	ATE
	6 3.2	155		11.94	07.97	24.8190-1302.2	621302	2		Warnkontakt L=276mm	
	6 Sovereign 4.0	177		11.94	07.97						
	R Super Charged 4.0	235		11.94	07.97						
	12 6.0	229		11.94	07.97	24.0128-0138.1	428138			291 28,1 26,0 V +B	
	6 3.2	155		11.94	07.97						
	6 Sovereign 4.0	177		11.94	07.97						
	R Super Charged 4.0	235		11.94	07.97						
	12 6.0	229		11.94	07.97	24.0120-0188.1	420188			305 20,0 18,5 V +B	
	6 3.2	155		11.94	07.97						
	6 Sovereign 4.0	177		11.94	07.97						
	R Super Charged 4.0	235		11.94	07.97						

JAGUAR XJ (NAW,NBW) (97-03)

	XJ8 3.2	174		07.97	05.03	13.0460-7138.2	607138			23126 17,5 +/WE	ATE
	XJ8 4.0	209		07.97	05.03						
	XJ8 4.0	216		10.97	05.03						
	XJ8 3.2	174		07.97	05.03	24.0129-0100.1	429100			305 28,5 26,0 V +B	
	XJ8 4.0	209		07.97	05.03						
	XJ8 4.0	216		10.97	05.03						
	XJR 4.0 Kompressor	267		07.97	05.03						
	XJ8 3.2	174		07.97	05.03	24.0128-0229.1	428229			325 28,3 26,0 V +B	
	XJ8 3.2	174		07.97	05.03	24.0751-1145.3	360171	2		Radsensor	
	XJ8 4.0	209		07.97	05.03						
	XJ8 4.0	216		10.97	05.03						
	XJR 4.0 Kompressor	267		07.97	05.03						

1) + brake disc diameter 326mm / + diametro dischi freno 326mm / + diamètre disques frein 326mm / + diámetro disco freno 326mm































2) - sport package / - pacchetto sportivo / - version sport / - kit deportivo

3) + sports package / + pacchetto sportivo / + version sport / + kit deportivo

























KW		
JAGUAR XJ (NAW,NBW) (97-03)															
	XJ8 3.2	174		07.97	05.03	- Sportpaket ¹⁾		13.0460-7246.2	607246					21275	17,0 +/WE ATE
	XJ8 4.0	209		07.97	07.99										
	XJ8 4.0	216		10.97	05.03										
	XJ8 4.0	209		08.99	05.03			13.0460-7241.2	607241					24487	16,5 +/WE ATE
	XJ8 3.2	174		07.97	05.03	- Sportpaket ¹⁾		24.0120-0188.1	420188					305	20,0 18,5 V +B
	XJ8 4.0	209		07.97	05.03										
	XJ8 4.0	216		10.97	05.03										
	XJ8 3.2	174		07.97	05.03			24.0751-1145.3	360171	2					Radsensor
	XJ8 4.0	209		07.97	05.03										
	XJ8 4.0	216		10.97	05.03										
	XJR 4.0 Kompressor	267		07.97	05.03										
JAGUAR XJ (X350,X358) (03-09)															
	XJ6 2.7 D	152	H32733		03.09			13.0460-2898.2	602898					23908	18,0 /WE/Zub/S LUC
	XJ6 3.0	175		05.03	03.09										
	XJ6 3.0	179		04.04	01.07										
	XJ8 3.5	190		05.03	03.09										
	XJ8 4.2	219		05.03	03.09										
	XJR 4.2 Kompressor	291		05.03	03.09			13.0460-4841.2	604841					23489	16,3 BRE
	XJ6 2.7 D	152	H32732	10.05				24.0130-0226.1	430226					326	30,0 28,0 V L +B
	XJ6 2.7 D	152	H32733		03.09			24.0130-0182.1	430182					320	30,0 28,4 V +B
	XJ6 3.0	175		05.03	03.09										
	XJ6 3.0	179		04.04	01.07										
	XJ8 3.5	190		05.03	03.09										
	XJ8 4.2	219		05.03	03.09										
	XJ6 2.7 D	152	G27960	10.05				13.0460-2730.2	602730					23424	17,6 /S LUC
	XJ6 3.0	175		05.03	03.09										
	XJ6 3.0	179		04.04	01.07										
	XJ8 3.5	190		05.03	03.09										
	XJ8 4.2	219		05.03	03.09										
	XJ6 2.7 D	152	G27961	G30744				13.0460-2730.2	602730					23424	17,6 /S LUC
	XJ6 2.7 D	152	G49701		03.09			13.0460-7209.2	607209					23482	16,6 + ATE
	XJR 4.2 Kompressor	291		05.03	03.09			13.0460-4964.2	604964					21381	15,0 BRE
	XJ6 2.7 D	152	G22035	10.05				24.0120-0708.1	420708					288	20,0 18,5 V +B
	XJ6 3.0	175		05.03	03.09										
	XJ6 3.0	179		04.04	01.07										
	XJ8 3.5	190		05.03	03.09										
	XJ8 4.2	219		05.03	03.09										
	XJ6 2.7 D	152	G49701		03.09			24.0120-0238.1	420238					326	20,0 18,0 V L +B
JAGUAR XJ (X351) (09-)															
	5.0 V8	346		10.09				24.0136-0122.1	436122					380	36,0 34,0 V L +B
	5.0 V8	375		10.09											
	5.0 V8	405		06.13											
	2.0 16V	177		05.12				13.0460-7209.2	607209					23482	16,6 + ATE
	3.0 V6	175		01.11											
	3.0 V6	250		03.12											
	3.0 V6 AWD	250		10.12											
	3.0 V6 D	202		10.09											
	5.0 V8	283		10.09											
	2.0 16V	177	V39426	05.12				24.0120-0238.1	420238					326	20,0 18,0 V L +B
	3.0 V6	175	V39426	01.11											
	3.0 V6	250	V39426	03.12											
	3.0 V6 AWD	250	V39426	10.12											
	3.0 V6 D	202	V39426	10.09											
	5.0 V8	283	V39426	10.09											
	2.0 16V	177	V39427					24.0120-0238.1	420238					326	20,0 18,0 V L +B
	3.0 V6	175	V39427												
	3.0 V6	250	V39427												
	3.0 V6 AWD	250	V39427												
	3.0 V6 D	202	V39427												
	5.0 V8	283	V39427												
	5.0 V8	346		10.09				24.0126-0174.1	426174					376	26,0 24,0 V L +B
	5.0 V8	375		10.09											
	5.0 V8	405		06.13											
JAGUAR XJS (88-96)															
	XJS 4.0 Coupe			05.91	09.94			13.0460-7138.2	607138	2				23126	17,5 +/WE ATE
	XJS 5.3 Coupe			01.88	08.93			24.8190-1302.2	621302						Warnkontakt L=276mm
	XJS 6.0 Coupe			05.93	03.96										
	XJS 4.0 Coupe			05.91	09.94			24.0124-0174.1	424174					284	24,2 22,9 V
	XJS 5.3 Coupe			01.88	08.93										
	XJS 6.0 Coupe			05.93	03.96										
	XJS 4.0 Coupe			05.91	09.94			13.0460-7246.2	607246					21275	17,0 +/WE ATE
	XJS 5.3 Coupe			01.88	08.93										
	XJS 6.0 Coupe			05.93	03.96										
	XJS 4.0 Coupe			05.91	09.94			24.0110-0319.1	410319					295	10,0 8,8
	XJS 5.3 Coupe			01.88	08.93										
	XJS 6.0 Coupe			05.93	03.96										

¹⁾ - sport package / - pacchetto sportivo / - version sport / - kit deportivo

										
JAGUAR XK8 Coupe (QEV) (96-05)										
	4.0 V8 4.0 V8 4.0 V8 4.0 XKR V8 4.2 V8 R 4.2 V8	209 216 267 276 219 291		03.96 07.05 05.96 07.99 02.98 07.05 05.98 07.05 08.02 07.05 08.02 07.05	- Sportpaket 1)	13.0460-7138.2 24.8190-1302.2	607138 621302	2	23126 17,5 +/WE Warnkontakt L=276mm	ATE
	4.0 V8 4.0 V8 4.0 V8 4.0 XKR V8 4.2 V8 R 4.2 V8	209 216 267 276 219 291		03.96 07.05 05.96 07.99 02.98 07.05 05.98 07.05 08.02 07.05 08.02 07.05	- Sportpaket 1)	24.0129-0100.1 24.0128-0229.1	429100 428229		305 28,5 26,0 V +B 325 28,3 26,0 V +B	
	4.0 V8 4.0 V8 4.0 V8 4.0 XKR V8	209 216 267 276		03.96 07.05 05.96 07.99 02.98 07.05 05.98 07.05		24.0751-1145.3	360171	2 	Radsensor	
	4.0 V8 4.0 V8 4.0 V8 4.0 XKR V8 4.2 V8 R 4.2 V8	209 216 267 276 219 291		03.96 07.05 05.96 07.99 02.98 07.05 05.98 07.05 08.02 07.05 08.02 07.05	- Sportpaket 1)	13.0460-7241.2	607241		24487 16,5 +/WE	ATE
	4.0 V8 4.0 V8 4.0 V8 4.0 XKR V8 4.2 V8 R 4.2 V8	209 216 267 276 219 291		03.96 07.05 05.96 07.99 02.98 07.05 05.98 07.05 08.02 07.05 08.02 07.05	- Sportpaket 1)	24.0120-0188.1	420188		305 20,0 18,5 V +B	
	4.0 V8 4.0 V8 4.0 V8 4.0 XKR V8	209 216 267 276		03.96 07.05 05.96 07.99 02.98 07.05 05.98 07.05		24.0751-1145.3	360171	2 	Radsensor	
JAGUAR XK8 Convertible (QDV) (96-05)										
	4.0 V8 4.0 V8 4.0 V8 4.0 XKR V8 4.2 V8 R 4.2 V8	209 216 267 276 219 291		03.96 07.05 05.96 07.99 02.98 07.05 05.98 07.05 08.02 07.05 08.02 07.05	- Sportpaket 1)	13.0460-7138.2 24.8190-1302.2	607138 621302	2	23126 17,5 +/WE Warnkontakt L=276mm	ATE
	4.0 V8 4.0 V8 4.0 V8 4.0 XKR V8 4.2 V8 R 4.2 V8	209 216 267 276 219 291		03.96 07.05 05.96 07.99 02.98 07.05 05.98 07.05 08.02 07.05 08.02 07.05	- Sportpaket 1)	24.0129-0100.1 24.0128-0229.1	429100 428229		305 28,5 26,0 V +B 325 28,3 26,0 V +B	
	4.0 V8 4.0 V8 4.0 V8 4.0 XKR V8	209 216 267 276		03.96 07.05 05.96 07.99 02.98 07.05 05.98 07.05		24.0751-1145.3	360171	2 	Radsensor	
	4.0 V8 4.0 V8 4.0 V8 4.0 XKR V8 4.2 V8 R 4.2 V8	209 216 267 276 219 291		03.96 07.05 05.96 07.99 02.98 07.05 05.98 07.05 08.02 07.05 08.02 07.05	- Sportpaket 1)	13.0460-7241.2	607241		24487 16,5 +/WE	ATE
	4.0 V8 4.0 V8 4.0 V8 4.0 XKR V8 4.2 V8 R 4.2 V8	209 216 267 276 219 291		03.96 07.05 05.96 07.99 02.98 07.05 05.98 07.05 08.02 07.05 08.02 07.05	- Sportpaket 1)	24.0120-0188.1	420188		305 20,0 18,5 V +B	
	4.0 V8 4.0 V8 4.0 V8 4.0 XKR V8	209 216 267 276		03.96 07.05 05.96 07.99 02.98 07.05 05.98 07.05		24.0751-1145.3	360171	2 	Radsensor	
JAGUAR XK Coupe (06-)										
	5.0 XKR 5.0 XKR 5.0 XKR-S	375 390 405		01.09 09.10 01.11		24.0136-0122.1	436122		- Alcon-Bremse 2)	380 36,0 34,0 V L +B
	5.0 XKR 5.0 XKR	375 390	B32752 B32752	01.09 09.10		13.0460-7209.2	607209		23482 16,6 +	ATE
	5.0 XKR 5.0 XKR 5.0 XKR-S	375 390 405		01.09 09.10 01.11		24.0126-0174.1	426174		- Alcon-Bremse 2)	376 26,0 24,0 V L +B
JAGUAR XK Convertible (06-)										
	5.0 XKR 5.0 XKR-S	375 405		01.09 01.11		24.0136-0122.1	436122		- Alcon-Bremse 2)	380 36,0 34,0 V L +B
	5.0 XKR	375	B32752	01.09		13.0460-7209.2	607209		23482 16,6 +	ATE

1) - sport package / - pacchetto sportivo / - version sport / - kit deportivo

2) - Alcon brake / - freno Alcon / - frein de Alcon / - freno Alcon




















									
JAGUAR XK Convertible (06-)									
	5.0 XKR 5.0 XKR-S	375 405		01.09 01.11		24.0126-0174.1	426174	- Alcon-Bremse ¹⁾	376 26,0 24,0 V L +B
JEEP CHEROKEE (XJ) (95-01)									
	2.5 i 4x4 2.5 TDi 4x4 4.0 i 4x4	90 85 131		10.96 10.96 01.95	09.01 09.01 09.01	24.0124-0702.1	424702		280 24,0 22,7 V +B
JEEP CHEROKEE (KJ) (01-08)									
	2.4 16V 2.4 16V Laredo 2.5 CRD 2.8 CRD 2.8 CRD 3.7 4WD 3.7 V6 3.7 V6 3.7 V6 Laredo	108 108 105 110 120 157 150 155 150		09.01 10.01 09.01 11.02 11.04 10.04 08.03 09.01 10.01	01.08 09.04 01.08 01.08 01.08 10.07 01.08 01.08 09.04	13.0460-2899.2	602899		23638 18,3 +/WK LUC
	2.4 16V 2.4 16V Laredo 2.5 CRD 2.8 CRD 2.8 CRD 3.7 4WD 3.7 V6 3.7 V6 3.7 V6 Laredo	108 108 105 110 120 157 150 155 150		09.01 10.01 09.01 11.02 11.04 10.04 08.03 09.01 10.01	01.08 09.04 01.08 01.08 01.08 10.07 01.08 01.08 09.04	24.0128-0708.1	428708		288 28,0 26,0 V L
JEEP CHEROKEE (KK) (08-12)									
	2.8 CRDi 4WD 2.8 CRDi 4WD 3.7 V6 3.7 V6 4WD 3.7 V6 4WD	130 147 157 151 157		05.08 01.10 01.08 01.08 01.08	12.12 12.12 12.12 12.12 12.12	13.0460-8013.2	608013	- verstärktes Fahrwerk ²⁾	24604 16,5 +/WK/Zub BOS
	2.8 CRDi 4WD 2.8 CRDi 4WD 3.7 V6 3.7 V6 4WD 3.7 V6 4WD	130 147 157 151 157		05.08 01.10 01.08 01.08 01.08	12.12 12.12 12.12 12.12 12.12	13.0460-5629.2	605629		24602 16,0 +/WK/Zub
JEEP COMMANDER (XK) (05-10)									
	3.0 CRD 3.7 V6 4.7 V8 5.7 V8	160 157 170 240		04.06 09.05 09.05 09.05	12.10 12.10 12.10 12.10	24.0130-0223.1	430223		328 30,0 28,5 V +B
	3.0 CRD 3.7 V6 4.7 V8 5.7 V8	160 157 170 240		04.06 09.05 09.05 09.05	12.10 12.10 12.10 12.10	24.0114-0118.1	414118		320 14,0 12,5 +B
JEEP COMPASS (MK49) (06-)									
	2.0 16V 2.0 CRD 2.0 CRD 4x4 2.2 CRD 2.2 CRD 4x4 2.2 CRD 4x4 2.4 16V 2.4 16V 4x4	115 103 103 100 100 120 125 125		05.11 08.06 09.06 05.11 05.11 12.10 09.06 09.06	+ 17" Rad ³⁾ + 17" Rad ³⁾	13.0460-5760.2	605760		23584 16,4 /WK AKE
	2.0 16V 2.0 CRD 2.0 CRD 4x4 2.2 CRD 2.2 CRD 4x4 2.2 CRD 4x4 2.4 16V 2.4 16V 4x4	115 103 103 100 100 120 125 125		05.11 08.06 09.06 05.11 05.11 12.10 09.06 09.06		24.0126-0170.1	426170		294 26,0 24,4 V +B
	2.0 16V 2.0 CRD 2.0 CRD 4x4 2.2 CRD 2.2 CRD 4x4 2.2 CRD 4x4 2.4 16V 2.4 16V 4x4	115 103 103 100 100 120 125 125		05.11 08.06 09.06 05.11 05.11 12.10 09.06 09.06	+ 17" Rad ³⁾ + 17" Rad ³⁾ + 17" Rad ³⁾	13.0460-5735.2	605735		24014 16,0 +/WK AKE
	2.0 16V 2.2 CRD 2.2 CRD 4x4 2.2 CRD 4x4	115 100 100 120		05.11 05.11 05.11 12.10	+ 18" Rad ⁴⁾ + 18" Rad ⁴⁾ + 18" Rad ⁴⁾ + 18" Rad ⁴⁾	13.0460-5855.2	605855		23582 16,0 +
	2.0 16V 2.0 CRD 2.0 CRD 4x4 2.2 CRD 2.2 CRD 4x4 2.2 CRD 4x4	115 103 103 100 100 120		05.11 08.06 09.06 05.11 05.11 12.10	+ 17" Rad ³⁾ + 17" Rad ³⁾ + 17" Rad ³⁾	24.0110-0363.1	410363		262 10,0 8,4 +B

¹⁾ - Alcon brake / - freno Alcon / - frein de Alcon / - freno Alcon
















²⁾ - reinforced suspension / - sospensione rinforzata / - châssis renforcé / - suspensión reforzada

³⁾ + 17" wheel / + ruota 17" / + roue 17" / + rueda 17"

⁴⁾ + 18" wheel / + ruota 18" / + roue 18" / + rueda 18"

									
JEEP COMPASS (MK49) (06-)									
	2.4 16V	125		09.06		24.0110-0363.1	410363	262 10,0 8,4 +B	
	2.4 16V 4x4	125		09.06					
	2.0 16V	115		05.11	+ 18" Rad ¹⁾	24.0110-0361.1	410361	302 10,0 8,4 +B	
	2.2 CRD	100		05.11	+ 18" Rad ¹⁾				
	2.2 CRD 4x4	100		05.11	+ 18" Rad ¹⁾				
	2.0 16V	115		05.11		03.0137-3023.2	653023	170 x 32	
	2.0 CRD	103		08.06					
	2.0 CRD 4x4	103		09.06					
	2.2 CRD	100		05.11					
	2.2 CRD 4x4	100		05.11					
	2.2 CRD 4x4	120		12.10					
	2.4 16V	125		09.06					
2.4 16V 4x4	125		09.06						
JEEP GRAND CHEROKEE I (ZJ) (93-99)									
	4.0			01.93	12.93	24.0124-0702.1	424702	280 24,0 22,7 V +B	
	5.2			01.93	12.93				
	2.5 TD			01.94	04.99	24.0124-0702.1	424702	280 24,0 22,7 V +B	
	4.0			01.94	04.99				
	5.2			01.94	04.99				
	5.9			08.97	04.99				
JEEP GRAND CHEROKEE II (WJ,WG) (99-05)									
	2.7 CRD 4x4	120		10.01	09.02	13.0460-7206.2	607206	23631 18,6 +/WK ATE	
	3.1 TD	103		04.99	09.02				
	4.0	140		10.98	09.02				
	4.0 4x4	140		04.99	09.02				
	4.7 V8	162		04.99	08.00				
	4.7 V8	164		08.00	09.02				
	4.7 V8	190		10.01	09.02				
	4.7 V8	167		10.04	09.05	24.0130-0223.1	430223	328 30,0 28,5 V +B	
	2.7 CRD 4x4	120		10.01	09.05	24.0126-0130.1	426130	305 26,0 24,5 V +B	
	2.7 CRD 4x4	120		10.04	09.05				
	2.7 CRD Laredo	120		10.04	09.05				
	3.1 TD	103		04.99	09.05				
	4.0	140		04.99	09.04				
	4.0 4x4	140		04.99	09.05				
	4.7 V8	162		04.99	08.00				
	4.7 V8	164		08.00	09.05				
	4.7 V8	190		10.01	09.05				
	4.7 V8 4x4	167		06.03	09.05				
		4.7 V8	167		10.04	09.05	24.0114-0118.1	414118	320 14,0 12,5 +B
		2.7 CRD 4x4	120		10.01	09.05	24.0110-0299.1	410299	305 10,0 8,5
		2.7 CRD 4x4	120		10.04	09.05			
2.7 CRD Laredo		120		10.04	09.05				
3.1 TD		103		04.99	09.05				
4.0		140		04.99	09.04				
4.0 4x4		140		04.99	09.05				
4.7 V8		162		04.99	08.00				
4.7 V8		164		08.00	09.05				
4.7 V8		190		10.01	09.05				
4.7 V8 4x4		167		06.03	09.05				
JEEP GRAND CHEROKEE III (WH) (05-10)									
	3.0 CRD	160		06.05	12.10	24.0130-0223.1	430223	328 30,0 28,5 V +B	
	3.0 CRD 4x4	155		05.06	12.10				
	3.0 CRD 4x4	160		06.05	12.10				
	3.7 V6	157		06.05	12.10				
	3.7 V6 4x4	157		06.05	12.10				
	4.7 V8	164		06.05	12.10				
	4.7 V8	223		09.07	12.08				
	4.7 V8 4x4	170		06.05	12.10				
	5.7 V8 4x4	240		06.05	12.10				
	5.7 V8 4x4	259		01.09	12.10				
	3.0 CRD 4x4	155		05.06	12.10	24.0114-0118.1	414118	320 14,0 12,5 +B	
	3.0 CRD 4x4	160		06.05	12.10				
	3.0 CRD 4x4	160		06.05	12.10				
	3.7 V6	157		06.05	12.10				
	3.7 V6 4x4	157		06.05	12.10				
	4.7 V8	164		06.05	12.10				
	4.7 V8	223		09.07	12.08				
	4.7 V8 4x4	170		06.05	12.10				
	5.7 V8 4x4	240		06.05	12.10				
	5.7 V8 4x4	259		01.09	12.10				
6.1 SRT8 4x4	313		03.06	12.10	24.0128-0255.1	428255	350 28,0 26,0 V L +B		
JEEP GRAND CHEROKEE IV (WK) (10-)									
	3.0 CRD V6 4x4	140		02.11		13.0460-7282.2	607282	25192 21,3 +/WK ATE	
	3.0 CRD V6 4x4	177		02.11		13.0470-7282.2	LD7282	25192 21,3 +/WK ATE	
	3.6 V6 4x4	210		11.10					
	5.7 V8 4x4	259		11.10		13.0460-7282.2	607282	25192 21,3 +/WK ATE	
	6.4 SRT8 4x4	346		03.11					



























¹⁾ + 18" wheel / + ruota 18" / + roue 18" / + rueda 18"
























											
JEEP PATRIOT (MK74) (07-)											
	2.2 CRD 4x4	100		01.11			13.0460-5760.2	605760	23584 16,4 /WK	AKE	
	2.0 16V	115		01.11			24.0126-0170.1	426170	294 26,0 24,4 V +B		
	2.0 CRD	103		02.07							
	2.0 CRD 4x4	103		02.07							
	2.2 CRD 4x4	100		01.11							
	2.2 CRD 4x4	120		01.11							
	2.4 16V	125		06.09							
	2.4 16V 4x4	125		01.08							
	2.4 Eco + 4x4	125		07.08							
	2.2 CRD 4x4	100		01.11	+ 17" Rad ¹⁾		13.0460-5735.2	605735	+ ABS	24014 16,0 +/WK	AKE
	2.2 CRD 4x4	120		01.11	+ 17" Rad ¹⁾						
	2.0 16V	115		01.11			13.0460-5855.2	605855	+ ABS	23582 16,0 +	
	2.0 CRD	103		02.07							
	2.0 CRD 4x4	103		02.07							
	2.2 CRD 4x4	100		01.11	+ 18" Rad ²⁾						
	2.2 CRD 4x4	120		01.11	+ 18" Rad ²⁾						
	2.4 16V	125		06.09							
	2.4 16V 4x4	125		01.08							
	2.4 Eco + 4x4	125		07.08							
	2.2 CRD 4x4	100		01.11	+ 17" Rad ¹⁾		24.0110-0363.1	410363	+ ABS	262 10,0 8,4 +B	
	2.2 CRD 4x4	120		01.11	+ 17" Rad ¹⁾						
	2.0 16V	115		01.11			24.0110-0361.1	410361	+ ABS	302 10,0 8,4 +B	
	2.0 CRD	103		02.07							
	2.0 CRD 4x4	103		02.07							
	2.2 CRD 4x4	100		01.11	+ 18" Rad ²⁾						
	2.2 CRD 4x4	120		01.11	+ 18" Rad ²⁾						
	2.4 16V	125		06.09							
	2.4 16V 4x4	125		01.08							
	2.4 Eco + 4x4	125		07.08							
	2.0 16V	115		01.11			03.0137-3023.2	653023	+ ABS	170 x 32	
	2.0 CRD	103		02.07							
	2.0 CRD 4x4	103		02.07							
	2.2 CRD 4x4	100		01.11							
	2.2 CRD 4x4	120		01.11							
	2.4 16V	125		06.09							
	2.4 16V 4x4	125		01.08							
	2.4 Eco + 4x4	125		07.08							
JEEP RENEGADE (BU) (14-)											
	1.6 CRD	88		07.14			24.0126-0168.1	426168		281 26,2 24,2 V +S +B	
	1.4	103		07.14			24.0112-0170.1	412170		278 12,0 10,0 +S +B	
	1.4 4x4	125		07.14							
	1.6	81		07.14							
	1.6 CRD	88		07.14							
	2.0 CRD 4x4	103		07.14							
	2.0 CRD 4x4	125		07.14							
JEEP WRANGLER I (YJ) (87-96)											
	2.5			01.87	12.89		24.0122-0181.1	422181		280 22,2 20,7 V	
	4.0	131		01.87	12.89						
	4.2			08.86	08.89						
	2.5			01.90	12.96		24.0124-0702.1	424702		280 24,0 22,7 V +B	
	4.0	131		01.90	12.96						
JEEP WRANGLER II (TJ) (96-07)											
	2.8 CRDi	130		11.06	04.07	- verstärktes Fahrwerk ³⁾	13.0460-8013.2	608013		24604 16,5 +/WK/Zub	BOS
	3.8	153		02.06	04.07						
	2.5	87		08.96	12.98		24.0124-0702.1	424702		280 24,0 22,7 V +B	
	2.8 CRDi	130		11.06	04.07		13.0460-5629.2	605629		24602 16,0 +/WK/Zub	
	3.8	153		02.06	04.07						
	2.8 CRDi	130		11.06	04.07		24.0112-0193.1	412193		316 12,0 10,4 +B	
	3.8	153		02.06	04.07						
JEEP WRANGLER III (JK) (07-)											
	2.8 CRD	130		04.07		- verstärktes Fahrwerk ³⁾	13.0460-8013.2	608013		24604 16,5 +/WK/Zub	BOS
	2.8 CRD	147		11.10		- verstärktes Fahrwerk ³⁾					
	3.6 V6	209		10.11		- verstärktes Fahrwerk ³⁾					
	3.8	146		04.07		- verstärktes Fahrwerk ³⁾					
	3.8	151		01.10		- verstärktes Fahrwerk ³⁾					
	2.8 CRD	130		04.07			13.0460-5629.2	605629		24602 16,0 +/WK/Zub	
	2.8 CRD	147		11.10							
	3.6 V6	209		10.11							
	3.8	146		04.07							
	3.8	151		01.10							

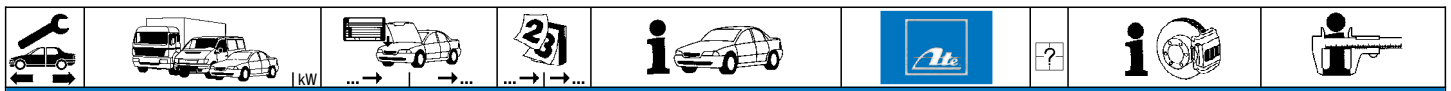
¹⁾ + 17" wheel / + ruota 17" / + roue 17" / + rueda 17"

²⁾ + 18" wheel / + ruota 18" / + roue 18" / + rueda 18"

³⁾ - reinforced suspension / - sospensione rinforzata / - châssis renforcé / - suspensión reforzada

								
JEEP WRANGLER III (JK) (07-)								
	2.8 CRD 2.8 CRD 3.6 V6 3.8 3.8	130 147 209 146 151		04.07 11.10 10.11 04.07 01.10			24.0112-0193.1 412193	316 12,0 10,4 +B
KIA BESTA (96-03)								
	2.2 D 2.4 D 2.4 D	48 51 53		02.96 12.03 11.97 12.03 11.97 12.03			13.0460-5806.2 605806	20002 15,0 +/WK
KIA BONGO (03-10)								
	2.4 TDCi 2.9 TDCi 2.9 TDCi 4WD	69 90 90		10.03 12.10 10.03 12.10 10.03 12.10			13.0460-5806.2 605806	20002 15,0 +/WK
KIA CARENS I (00-02)								
	1.8 i 16V	81		11.00 06.02			13.0460-5868.2 605868	23873 15,8 +/WK SUM
	1.8 i 16V	81		11.00 06.02			24.0124-0173.1 424173	258 24,0 22,0 V
	1.8 i 16V	81		11.00 06.02 + ABS			13.0460-5871.2 605871	23455 13,7 +/WK SUM
	1.8 i 16V	81		11.00 06.02 + ABS			24.0110-0308.1 410308	261 10,0 8,0 +S +B
KIA CARENS II (02-06)								
	1.6 i 16V 1.8 i 16V 2.0 CRDi 2.0 CRDi 2.0 CVVT	77 93 83 103 102		07.02 04.06 07.02 04.06 07.02 04.06 11.05 04.06 08.04 04.06			13.0460-5742.2 605742	23966 17,7 +/WK
	1.6 i 16V 1.8 i 16V 2.0 CRDi 2.0 CRDi 2.0 CVVT	77 93 83 103 102		07.02 04.06 07.02 04.06 07.02 04.06 11.05 04.06 08.04 04.06			24.0126-0143.1 426143	280 26,0 24,0 V L +S +B
	1.6 i 16V 1.8 i 16V 2.0 CRDi 2.0 CRDi 2.0 CVVT	77 93 83 103 102		07.02 04.06 + ABS 07.02 04.06 + ABS 07.02 04.06 + ABS 11.05 04.06 + ABS 08.04 04.06 + ABS			13.0460-5871.2 605871	23455 13,7 +/WK SUM
	1.6 i 16V 1.8 i 16V 2.0 CRDi 2.0 CRDi 2.0 CVVT	77 93 83 103 102		07.02 04.06 + ABS 07.02 04.06 + ABS 07.02 04.06 + ABS 11.05 04.06 + ABS 08.04 04.06 + ABS			24.0110-0308.1 410308	261 10,0 8,0 +S +B
KIA CARENS III (06-13)								
	1.6 CRDi 110 1.6 CRDi 128 1.6 CVVT 1.6 CVVT 2.0 CRDi 115 2.0 CRDi 135 2.0 CRDi 140 2.0 CVVT	85 94 93 97 85 100 103 106		10.10 02.13 10.10 02.13 10.10 02.13 08.09 02.13 05.07 02.13 08.09 02.13 09.06 02.13 09.06 02.13			13.0460-5600.2 605600	24501 16,7 +/WK SUM
	1.6 CRDi 110 1.6 CRDi 128 1.6 CVVT 1.6 CVVT 2.0 CRDi 115 2.0 CRDi 135 2.0 CRDi 140 2.0 CVVT	85 94 93 97 85 100 103 106		10.10 02.13 10.10 02.13 10.10 02.13 08.09 02.13 05.07 02.13 08.09 02.13 09.06 02.13 09.06 02.13			24.0126-0171.1 426171	280 26,0 24,0 V L +B
	1.6 CRDi 110 1.6 CRDi 128 1.6 CVVT 1.6 CVVT 2.0 CRDi 115 2.0 CRDi 135 2.0 CRDi 140 2.0 CVVT	85 94 93 97 85 100 103 106		10.10 02.13 10.10 02.13 10.10 02.13 08.09 02.13 05.07 02.13 08.09 02.13 09.06 02.13 09.06 02.13			13.0460-5601.2 605601	24491 16,0 +/WK
	1.6 CRDi 110 1.6 CRDi 128 1.6 CVVT 1.6 CVVT 2.0 CRDi 115 2.0 CRDi 135 2.0 CRDi 140 2.0 CVVT	85 94 93 97 85 100 103 106		10.10 02.13 10.10 02.13 10.10 02.13 08.09 02.13 05.07 02.13 08.09 02.13 09.06 02.13 09.06 02.13			24.0110-0341.1 410341	275 10,0 8,4 +B
								

								
KIA CARENS III (06-13)								
	1.6 CRDi 110 1.6 CRDi 128 1.6 CVVT 1.6 CVVT 2.0 CRDi 115 2.0 CRDi 135 2.0 CRDi 140 2.0 CVVT	85 94 93 97 85 100 103 106		10.10 10.10 10.10 08.09 05.07 08.09 09.06 09.06	02.13 02.13 02.13 02.13 02.13 02.13 02.13 02.13	03.0137-3038.2	653038	167 x 32
KIA CARENS IV (13-)								
	1.6 GDi 1.7 CRDi 1.7 CRDi 2.0 GDi 2.0 GDi	99 85 100 122 130		03.13 03.13 03.13 03.13 03.13		24.0128-0256.1	428256	300 28,0 26,4 V L +B
KIA CARNIVAL I (99-01)								
	2.5 i 2.5 V6 2.9 TDi	132 121 93		10.00 08.99 08.99	10.01 10.01 10.01	13.0460-5897.2 13.0460-0107.2	605897 610107	21822 17,5 +/-WK Belagsatz-Zubehör
	2.5 i 2.5 V6 2.9 TDi	132 121 93		10.00 08.99 08.99	10.01 10.01 10.01	24.0124-0195.1	424195	274 24,1 22,0 V
KIA CARNIVAL II (01-06)								
	2.5 V6 2.5 V6 2.9 CRDi 2.9 TD 3.5	110 132 106 93 143		10.01 10.01 10.01 10.01 07.02	08.06 08.06 08.06 08.06 08.06	13.0460-5725.2	605725	23649 17,2 +/-WK
	2.5 V6 2.5 V6 2.9 CRDi 2.9 TD 3.5	110 132 106 93 143		10.01 10.01 10.01 10.01 07.02	11.03 11.03 11.03 11.03 11.03	24.0126-0135.1	426135	274 26,2 24,0 V +B
	2.5 V6 2.5 V6 2.9 CRDi 2.9 TD 3.5	110 132 106 93 143		12.03 12.03 12.03 12.03 12.03	08.06 08.06 08.06 08.06 08.06	24.0128-0211.1	428211	274 28,3 26,0 V +B
	2.5 V6 2.5 V6 2.9 CRDi 2.9 TD	110 132 106 93		12.03 12.03 12.03 12.03	08.06 08.06 08.06 08.06	03.0137-0484.2	650484	295 x 53 HEB
KIA CARNIVAL / GRAND CARNIVAL III (06-)								
	2.2 CRDi 2.2 CRDi 2.7 V6 2.9 CRDi 2.9 CRDi LX	110 143 139 136 141		01.10 01.10 06.06 06.06 09.06		13.0460-5799.2	605799	24597 17,6 +/-WK/Zub
	2.2 CRDi 2.2 CRDi 2.7 V6 2.9 CRDi 2.9 CRDi LX	110 143 139 136 141		01.10 01.10 06.06 06.06 09.06		24.0128-0220.1	428220	300 28,0 26,0 V +B
	2.2 CRDi 2.2 CRDi 2.7 V6 2.9 CRDi 2.9 CRDi LX	110 143 139 136 141		01.10 01.10 06.06 06.06 09.06		13.0460-5771.2	605771	24599 14,9 +/-WK/Zub MAN
	2.2 CRDi 2.2 CRDi 2.7 V6 2.9 CRDi 2.9 CRDi LX	110 143 139 136 141		01.10 01.10 06.06 06.06 09.06		24.0112-0185.1	412185	324 11,9 10,4
KIA CEE'D Limousine (06-12)								
	1.4 16V 1.4 16V 1.4 16V 1.6 16V 1.6 16V 1.6 16V 1.6 16V 1.6 16V 1.6 CRDi 115 1.6 CRDi 128 1.6 CRDi 90 2.0 16V 2.0 CRDi	66 77 80 85 90 92 93 85 94 66 105 103		06.10 12.06 12.06 09.07 12.06 10.10 02.08 12.06 10.10 12.06 12.06 09.07	09.12 09.12 09.12 09.12 09.12 09.12 09.12 09.12 09.12 09.12 09.12 09.12	13.0460-5742.2	605742	23966 17,7 +/-WK
	1.4 16V 1.4 16V 1.4 16V 1.6 16V 1.6 16V 1.6 16V	66 77 80 85 90 92		06.10 12.06 12.06 09.07 12.06 10.10	09.12 09.12 09.12 09.12 09.12 09.12	24.0126-0150.1	426150	280 26,0 24,4 V L +B





















KIA CEE'D Limousine (06-12)

	1.6 16V 1.6 CRDi 115 1.6 CRDi 128 1.6 CRDi 90 2.0 16V 2.0 CRDi	93 85 94 66 105 103		02.08 09.12 12.06 09.12 10.10 09.12 12.06 09.12 12.06 09.12 09.07 09.12	24.0126-0150.1	426150		280 26,0 24,4 V L +B
	1.4 16V 1.4 16V 1.4 16V 1.6 16V 1.6 16V 1.6 16V 1.6 16V 1.6 CRDi 115 1.6 CRDi 128 1.6 CRDi 90 2.0 16V 2.0 CRDi	66 77 80 85 90 92 93 85 94 66 105 103		06.10 09.12 12.06 09.12 12.06 09.12 09.07 09.12 12.06 09.12 10.10 09.12 02.08 09.12 12.06 09.12 10.10 09.12 12.06 09.12 12.06 09.12 09.07 09.12	13.0460-5780.2	605780		24320 15,3 +/WK/Zub
	1.4 16V 1.4 16V 1.4 16V 1.6 16V 1.6 16V 1.6 16V 1.6 16V 1.6 CRDi 115 1.6 CRDi 128 1.6 CRDi 90 2.0 16V 2.0 CRDi	66 77 80 85 90 92 93 85 94 66 105 103		06.10 09.12 12.06 09.12 12.06 09.12 09.07 09.12 12.06 09.12 10.10 09.12 02.08 09.12 12.06 09.12 10.10 09.12 12.06 09.12 12.06 09.12 09.07 09.12	24.0110-0332.1	410332		262 10,0 8,0 +B
	1.4 16V 1.4 16V 1.4 16V 1.6 16V 1.6 16V 1.6 16V 1.6 16V 1.6 CRDi 115 1.6 CRDi 128 1.6 CRDi 90 2.0 16V 2.0 CRDi	66 77 80 85 90 92 93 85 94 66 105 103		06.10 09.12 12.06 09.12 12.06 09.12 09.07 09.12 12.06 09.12 10.10 09.12 02.08 09.12 12.06 09.12 10.10 09.12 12.06 09.12 12.06 09.12 09.07 09.12	03.0137-3029.2	653029		167 x 26

KIA CEE'D Kombi (07-13)





























	1.4 16V 1.4 16V 1.4 16V 1.6 16V 1.6 16V 1.6 16V 1.6 16V 1.6 CRDi 115 1.6 CRDi 128 1.6 CRDi 90 2.0 16V 2.0 CRDi	66 77 80 85 90 92 93 85 94 66 105 103		10.10 03.13 10.10 03.13 09.07 03.13 09.07 03.13 09.07 03.13 06.09 03.13 09.07 03.13 09.07 03.13 10.10 03.13 09.07 03.13 09.07 03.13 09.07 03.13	13.0460-5742.2	605742		23966 17,7 +/WK
	1.4 16V 1.4 16V 1.4 16V 1.6 16V 1.6 16V 1.6 16V 1.6 16V 1.6 CRDi 115 1.6 CRDi 128 1.6 CRDi 90 2.0 16V 2.0 CRDi	66 77 80 85 90 92 93 85 94 66 105 103		10.10 03.13 10.10 03.13 09.07 03.13 09.07 03.13 09.07 03.13 06.09 03.13 09.07 03.13 09.07 03.13 10.10 03.13 09.07 03.13 09.07 03.13 09.07 03.13	24.0126-0150.1	426150		280 26,0 24,4 V L +B
	1.4 16V 1.4 16V 1.4 16V 1.6 16V 1.6 16V 1.6 16V 1.6 16V 1.6 CRDi 115 1.6 CRDi 128 1.6 CRDi 90 2.0 16V 2.0 CRDi	66 77 80 85 90 92 93 85 94 66 105 103		10.10 03.13 10.10 03.13 09.07 03.13 09.07 03.13 09.07 03.13 06.09 03.13 09.07 03.13 09.07 03.13 10.10 03.13 09.07 03.13 09.07 03.13 09.07 03.13	13.0460-5780.2	605780		24320 15,3 +/WK/Zub
	1.4 16V 1.4 16V 1.4 16V 1.6 16V 1.6 16V 1.6 16V 1.6 16V	66 77 80 85 90 92 93		10.10 03.13 10.10 03.13 09.07 03.13 09.07 03.13 09.07 03.13 06.09 03.13 09.07 03.13	24.0110-0332.1	410332		262 10,0 8,0 +B
































								
KIA CEE'D Kombi (07-13)								
	1.6 CRDi 115 1.6 CRDi 128 1.6 CRDi 90 2.0 16V 2.0 CRDi	85 94 66 105 103		09.07 10.10 09.07 09.07 09.07	03.13 03.13 03.13 03.13 03.13	24.0110-0332.1	410332	262 10,0 8,0 +B
	1.6 CRDi 128	94		10.10	03.13	24.0110-0332.1	410332	262 10,0 8,0 +B
	1.4 16V 1.4 16V 1.4 16V 1.6 16V 1.6 16V 1.6 16V 1.6 16V 1.6 CRDi 115 1.6 CRDi 128 1.6 CRDi 90 2.0 16V 2.0 CRDi	66 77 80 85 90 92 93 85 94 66 105 103		10.10 10.10 09.07 09.07 06.09 09.07 09.07 09.07 10.10 09.07 09.07 09.07	03.13 03.13 03.13 03.13 03.13 03.13 03.13 03.13 03.13 03.13 03.13 03.13	03.0137-3029.2	653029	167 x 26
KIA CEE'D (12-)								
	1.4 CRDi 90 1.4 CVVT 1.4 CVVT 1.6 CRDi 110 1.6 CRDi 115 1.6 CRDi 128 1.6 CRDi 90 1.6 CVVT 1.6 GDI	66 66 73 81 85 94 66 92 99		05.12 05.12 05.12 05.12 05.12 05.12 05.12 05.12 05.12	04.13 04.13 04.13 04.13 04.13 04.13 04.13 04.13 04.13	13.0460-5645.2	605645	+ 15" Bremssystem 25692 17,2 +/WK/Zub
	1.4 CRDi 90 1.4 CVVT 1.4 CVVT 1.6 CRDi 110 1.6 CRDi 115 1.6 CRDi 128 1.6 CRDi 90 1.6 CVVT 1.6 GDI 1.6 GT	66 66 73 81 85 94 66 92 99 150		05.12 05.12 05.12 05.12 05.12 05.12 05.12 05.12 05.12 07.13		24.0128-0234.1	428234	+ 16" Bremssystem 300 28,0 26,4 V +B
	1.4 CRDi 90 1.4 CVVT 1.4 CVVT 1.6 CRDi 110 1.6 CRDi 115 1.6 CRDi 128 1.6 CRDi 90 1.6 CVVT 1.6 GDI 1.6 GT	66 66 73 81 85 94 66 92 99 150		05.12 05.12 05.12 05.12 05.12 05.12 05.12 05.12 05.12 07.13		24.0110-0379.1	410379	- elektrische Feststellbremse ¹⁾ 262 10,0 8,4 L +B
	1.4 CRDi 90 1.4 CVVT 1.4 CVVT 1.6 CRDi 110 1.6 CRDi 115 1.6 CRDi 128 1.6 CRDi 90 1.6 CVVT 1.6 GDI 1.6 GT	66 66 73 81 85 94 66 92 99 150		05.12 05.12 05.12 05.12 05.12 05.12 05.12 05.12 05.12 07.13		24.0110-0383.1	410383	+ elektrische Feststellbremse ²⁾ 284 10,0 8,4 L +B
KIA CERATO (04-09)								
	1.5 CRDi 1.6 CRDi 1.6 i 16V 1.6 i 16V 2.0 CRDi 2.0 i 16V	75 85 77 90 83 105		07.05 06.05 04.04 05.06 04.04 04.04	06.09 06.09 06.09 06.09 06.09 06.09	13.0460-5791.2	605791	24218 17,5 +/WK/Zub
	1.5 CRDi 1.6 CRDi 1.6 i 16V 1.6 i 16V 2.0 CRDi 2.0 i 16V	75 85 77 90 83 105		07.05 06.05 04.04 05.06 04.04 04.04	06.09 06.09 06.09 06.09 06.09 06.09	24.0126-0155.1	426155	275 26,0 24,0 V +S +B
	1.5 CRDi 1.6 CRDi 1.6 i 16V 1.6 i 16V 2.0 CRDi 2.0 i 16V	75 85 77 90 83 105		07.05 06.05 04.04 05.06 04.04 04.04	06.09 06.09 06.09 06.09 06.09 06.09	13.0460-5874.2	605874	21553 14,0 +/WK/Zub SUM
	1.5 CRDi 1.6 CRDi 1.6 i 16V 1.6 i 16V 2.0 CRDi 2.0 i 16V	75 85 77 90 83 105		07.05 06.05 04.04 05.06 04.04 04.04	06.09 06.09 06.09 06.09 06.09 06.09	24.0110-0334.1	410334	258 10,0 8,0 +B

¹⁾ - electric parking brake / - freno a mano elettrico / - frein à main électrique / - freno de mano eléctrico

²⁾ + electric parking brake / + freno a mano elettrico / + frein à main électrique / + freno de mano eléctrico




















								
KIA CERATO (09-)								
	1.6 16V 1.6 16V 2.0 16V 2.0 16V	90 93 110 115	01.10 01.10 07.09 03.10	08.10 08.10 08.10 08.10	13.0460-5742.2	605742		23966 17,7 +/WK
	1.6 16V 1.6 16V 2.0 16V 2.0 16V	90 93 110 115	01.10 01.10 07.09 03.10		24.0110-0362.1	410362	+ ESP	262 10,0 8,4 +B
KIA CERATO KOUP (09-)								
	1.6 16V 2.0 16V	93 115	01.10 01.09	- ⊖ - ⊖	13.0460-5742.2	605742	- ABS	23966 17,7 +/WK
	1.6 16V 2.0 16V	93 115	01.10 01.09	- ⊖ - ⊖	24.0110-0362.1	410362	+ ABS	262 10,0 8,4 +B
KIA CLARUS (96-01)								
	1.8 i 16V 2.0 i 16V	85 98	05.96 05.96	08.01 08.01	13.0460-5868.2 13.0460-5712.2	605868 605712		23873 15,8 +/WK 23450 17,5 +/WK
	1.8 i 16V 2.0 i 16V	85 98	05.96 05.96	08.01 08.01	24.0124-0173.1	424173		258 24,0 22,0 V
	2.0 i 16V	98	05.96	08.01 + ABS	13.0460-5871.2 13.0460-0296.2	605871 610296		23455 13,7 +/WK Belagsatz-Zubehör
	2.0 i 16V	98	05.96	08.01 + ABS	24.0110-0308.1	410308		261 10,0 8,0 +S +B
KIA JOICE (00-03)								
	2.0 i 16V 2.0 i 16V	88 102	09.01 01.00	08.03 08.03	13.0460-5933.2	605933		21725 16,8 +/WK
	2.0 i 16V 2.0 i 16V 2.0 i 16V 2.0 i 16V	88 102 88 102	09.01 01.00 09.01 01.00	08.03 - ABS 08.03 - ABS 08.03 + ABS 08.03 + ABS	24.0124-0136.1 24.0124-0146.1	424136 424146		256 24,0 21,5 V +B 256 24,0 22,4 V +B
	2.0 i 16V 2.0 i 16V	88 102	09.01 01.00	08.03 + ABS 08.03 + ABS	24.0118-0141.1	418141		266 18,0 16,4 V
KIA MAGENTIS (01-05)								
	2.0 i 16V 2.5 i V6	100 124	05.01 05.01	10.05 10.05	13.0460-5873.2 13.0460-0139.2	605873 610139		23891 16,9 +/WK Belagsatz-Zubehör
	2.0 i 16V 2.5 i V6 2.0 i 16V 2.5 i V6	100 124 100 124	05.01 05.01 09.02 09.02	08.02 08.02 10.05 10.05	24.0125-0177.1 24.0126-0129.1	425177 426129		257 24,5 22,4 V +B 280 26,0 24,4 V +B
	2.0 i 16V 2.5 i V6	100 124	05.01 05.01	10.05 + ABS 10.05 + ABS	13.0460-5833.2	605833		23543 14,4 +/WK/Zub
	2.0 i 16V 2.5 i V6	100 124	05.01 05.01	10.05 + ABS 10.05 + ABS	24.0110-0317.1	410317		262 10,0 8,4
	2.0 i 16V 2.5 i V6	100 124	05.01 05.01	10.05 + ABS 10.05 + ABS	03.0137-3024.2	653024		170 x 32 HEB
KIA MAGENTIS (05-10)								
	2.0 CRDi 2.0 CRDi 2.0 CRDi 2.0 i 16V 2.0 i 16V 2.7 i V6 2.7 i V6	100 103 110 106 121 138 142	11.05 04.06 04.06 11.05 07.09 11.05 07.09	12.08 12.10 12.10 12.10 12.10 12.10 12.10	13.0460-5873.2 13.0460-0139.2	605873 610139		23891 16,9 +/WK Belagsatz-Zubehör
	2.0 CRDi 2.0 CRDi 2.0 CRDi 2.0 i 16V 2.0 i 16V 2.7 i V6 2.7 i V6	100 103 110 106 121 138 142	11.05 04.06 04.06 11.05 07.09 11.05 07.09	12.08 12.10 12.10 12.10 12.10 12.10 12.10	24.0126-0128.1	426128		280 26,0 24,4 V L +B
	2.0 CRDi 2.0 CRDi 2.0 CRDi 2.0 i 16V 2.0 i 16V 2.7 i V6 2.7 i V6	100 103 110 106 121 138 142	11.05 04.06 04.06 11.05 07.09 11.05 07.09	12.08 12.10 12.10 12.10 12.10 12.10 12.10	13.0460-5833.2	605833		23543 14,4 +/WK/Zub

								
KIA MAGENTIS (05-10)								
	2.0 CRDi 2.0 CRDi 2.0 CRDi 2.0 i 16V 2.0 i 16V 2.7 i V6 2.7 i V6	100 103 110 106 121 138 142		11.05 04.06 04.06 11.05 07.09 11.05 07.09	12.08 12.10 12.10 12.10 12.10 12.10 12.10	24.0110-0318.1	410318	262 10,0 8,4 +B
	2.0 CRDi 2.0 CRDi 2.0 CRDi 2.0 i 16V 2.0 i 16V 2.7 i V6 2.7 i V6	100 103 110 106 121 138 142		11.05 04.06 04.06 11.05 07.09 11.05 07.09	12.08 12.10 12.10 12.10 12.10 12.10 12.10	03.0137-3025.2	653025	170 x 27
KIA MENTOR I (GB) (96-01)								
	1.5 16V	65		01.96	04.01	13.0460-5923.2	605923	23384 18,3 +/WK ATE
	1.5 16V	65		01.96	12.97	24.0120-0162.1	420162	243 20,0 18,0 V
	1.5 16V	65		01.98	04.01	24.0120-0177.1	420177	242 20,0 18,0 V
	1.5 16V	65		01.96	04.01 + ABS	13.0460-5871.2	605871	23455 13,7 +/WK SUM
	1.5 16V	65		01.96	04.01 + ABS	24.0110-0301.1	410301	261 10,0 8,0 +B
	1.5 16V	65		01.96	04.01 - ABS	03.0137-0377.2 03.0137-9241.2	650377 669241	200 x 36 Bremsbacken-Zubehör
	1.5 16V	65		01.96	04.01 - ABS	24.0220-0031.1	480125	200/201 x 41,5
KIA MENTOR II (GB) (01-04)								
	1.6 i 16V	75		05.01	08.04	13.0460-5868.2	605868	23873 15,8 +/WK SUM
	1.6 i 16V	75		05.01	08.04	24.0124-0185.1	424185	258 24,0 22,0 V +B
	1.6 i 16V	75		05.01	08.04 + ABS	13.0460-5871.2	605871	23455 13,7 +/WK SUM
	1.6 i 16V	75		05.01	08.04 + ABS	24.0110-0301.1	410301	261 10,0 8,0 +B
	1.6 i 16V	75		05.01	08.04 - ABS	03.0137-0377.2	650377	200 x 36
	1.6 i 16V	75		05.01	08.04 - ABS	24.0220-0031.1	480125	200/201 x 41,5
KIA OPIRUS (03-10)								
	2.7 i V6 3.3 i V6 3.8 i V6	139 173 196		10.06 10.06 10.06	08.07 08.07 08.07	24.0110-0336.1	410336	284 10,0 8,4 +B
	2.7 i V6 3.3 i V6 3.8 i V6	139 173 196		09.07 09.07 09.07	05.10 05.10 05.10	24.0110-0336.1	410336	284 10,0 8,4 +B
KIA OPTIMA (12-)								
	1.7 CRDi 2.0 16V 2.0 16V 2.0 CVVL 2.4 16V 2.4 16V	100 125 204 121 132 149		03.12 03.12 03.12 03.12 03.12 03.12		24.0128-0258.1	428258	+ ALU-Felgen ¹⁾ 320 28,1 26,4 V L +B
	1.7 CRDi 2.0 16V 2.0 16V 2.0 CVVL 2.0 CVVT Hybrid 2.4 16V 2.4 16V	100 125 204 121 110 132 149		03.12 03.12 03.12 03.12 03.12 03.12 03.12		24.0128-0256.1	428256	+ Stahlfelgen ²⁾ 300 28,0 26,4 V L +B
	1.7 CRDi 2.0 16V 2.0 16V 2.0 CVVL 2.0 CVVT Hybrid 2.4 16V 2.4 16V	100 125 204 121 110 132 149		03.12 03.12 03.12 03.12 03.12 03.12 03.12		13.0460-5786.2	605786	- elektrische Feststellbremse ³⁾ - elektrische Feststellbremse ³⁾ - elektrische Feststellbremse ³⁾ - elektrische Feststellbremse ³⁾ - elektrische Feststellbremse ³⁾ - elektrische Feststellbremse ³⁾ - elektrische Feststellbremse ³⁾ 24934 15,5 +/WK/Zub AKE

¹⁾ + aluminium rims / + cerchi in alluminio / + jantes en aluminium / + Llantas de aluminio






















²⁾ + steel rims / + cerchi in acciaio / + jantes en acier / + Llantas acero

³⁾ - electric parking brake / - freno a mano elettrico / - frein à main électrique / - freno de mano eléctrico

























KIA OPTIMA (12-)						
	1.7 CRDi 100 2.0 16V 125 2.0 16V 204 2.0 CVVL 121 2.4 16V 132 2.4 16V 149	03.12 03.12 03.12 03.12 03.12 03.12	+ elektrische Feststellbremse ¹⁾ + elektrische Feststellbremse ¹⁾ + elektrische Feststellbremse ¹⁾ + elektrische Feststellbremse ¹⁾ + elektrische Feststellbremse ¹⁾ + elektrische Feststellbremse ¹⁾	13.0460-5786.2 605786 13.0470-5786.2 LD5786		24934 15,5 +/WK/Zub AKE 24934 15,5 +/WK/Zub AKE
KIA PICANTO (BA) (04-11)						
	1.0 45 1.0 46 1.1 48 1.1 CRDi 55	09.05 04.11 11.09 04.11 04.04 04.11 11.05 04.11		13.0460-5776.2 605776		24275 16,5 +/WK/Zub AKE
	1.0 45 1.0 46 1.1 48 1.1 CRDi 55	09.05 04.11 11.09 04.11 04.04 04.11 11.05 04.11		24.0118-0145.1 418145 24.0118-0144.1 418144		241 18,0 16,0 V +B 252 18,0 16,0 V +B
	1.0 45 1.0 46 1.1 48 1.1 CRDi 55	09.05 04.11 11.09 04.11 04.04 04.11 11.05 04.11	+ ABS + ABS + ABS + ABS	13.0460-5775.2 605775		24276 14,8 +/WK/Zub
	1.0 45 1.0 46 1.1 48 1.1 CRDi 55	09.05 04.11 11.09 04.11 04.04 04.11 11.05 04.11	+ ABS + ABS + ABS + ABS	24.0110-0324.1 410324		234 10,0 8,0 +B
	1.0 45 1.0 46 1.1 48 1.1 CRDi 55	09.05 04.11 11.09 04.11 04.04 04.11 11.05 04.11		03.0137-0511.2 650511	- ABS	180 x 32
KIA PICANTO (TA) (11-)						
	1.0 12V 51 1.0 Bi-Fuel 59 1.0 Bi-Fuel 60 1.2 16V 63	05.11 05.11 05.11 09.11		13.0460-5649.2 605649		25365 16,0 +/WK/Zub MAN
	1.0 12V 51 1.0 Bi-Fuel 59 1.0 Bi-Fuel 60 1.2 16V 63	05.11 05.11 05.11 09.11		24.0118-0145.1 418145		241 18,0 16,0 V +B
	1.0 12V 51 1.0 Bi-Fuel 59 1.0 Bi-Fuel 60 1.2 16V 63	05.11 05.11 05.11 09.11		13.0460-5775.2 605775		24276 14,8 +/WK/Zub
	1.0 12V 51 1.0 Bi-Fuel 59 1.0 Bi-Fuel 60 1.2 16V 63	05.11 05.11 05.11 09.11		24.0110-0324.1 410324		234 10,0 8,0 +B
	1.0 12V 51 1.0 Bi-Fuel 59 1.0 Bi-Fuel 60 1.2 16V 63	05.11 05.11 05.11 09.11		03.0137-0516.2 650516		180 x 27
KIA PREGIO (97-04)						
	2.5 TCiD 69 2.7 D 60	09.02 09.04 01.99 12.01		13.0460-5725.2 605725		23649 17,2 +/WK
	2.5 TCiD 69 2.7 D 60	09.02 03.04 10.97 12.01		03.0137-0486.2 650486		260 x 51
KIA PRIDE Limousine (96-00)						
	1.3 i 16V 47	10.96 10.00		13.0460-5970.2 605970 13.0460-0451.2 610451		21355 13,5 +/WK SUM Belagsatz-Zubehör SUM
	1.3 i 16V 47	10.96 10.00		24.0113-0165.1 413165		219 13,0 11,0
	1.3 i 16V 47	10.96 10.00		03.0137-0204.2 650204 03.0137-9113.2 669113		170 x 25 Bremsbacken-Zubehör
	1.3 i 16V 47	10.96 10.00		24.0217-0001.1 480198	ohne Sensorring ²⁾	170/171,5 x 34,5
KIA PRIDE Kombi (99-01)						
	1.3 47	08.99 05.01		13.0460-5970.2 605970 13.0460-0451.2 610451		21355 13,5 +/WK SUM Belagsatz-Zubehör SUM
	1.3 47	08.99 05.01		24.0113-0165.1 413165		219 13,0 11,0
	1.3 47	08.99 05.01		03.0137-0204.2 650204 03.0137-9113.2 669113		170 x 25 Bremsbacken-Zubehör

¹⁾ + electric parking brake / + freno a mano elettrico / + frein à main électrique / + freno de mano eléctrico





























²⁾ without sensor ring / senza sensori / sans secours ABS / sin anillo sensor ABS

									
KIA PRIDE Kombi (99-01)									
	1.3	47		08.99	05.01	24.0217-0001.1	480198	ohne Sensorring ¹⁾	170/171,5 x 34,5
KIA PRIDE (05-11)									
	1.4 i 16V 1.5 CRDi 1.6 i 16V	71 81 82		03.05 03.05 03.05	08.11 08.11 08.11	13.0460-5779.2	605779		24317 17,6 +/WK/Zub
	1.4 i 16V 1.5 CRDi 1.6 i 16V	71 81 82		03.05 03.05 03.05	08.11 08.11 08.11	24.0122-0260.1	422260		256 22,0 20,0 V +B
	1.4 i 16V 1.5 CRDi 1.6 i 16V	71 81 82		03.05 03.05 03.05	08.11 08.11 08.11	13.0460-5780.2	605780	+ ABS + ABS + ABS	24320 15,3 +/WK/Zub
	1.4 i 16V 1.5 CRDi 1.6 i 16V	71 81 82		03.05 03.05 03.05	08.11 08.11 08.11	24.0110-0312.1	410312	+ ABS + ABS + ABS	262 10,0 8,4 +B
	1.4 i 16V 1.5 CRDi 1.6 i 16V	71 81 82		03.05 03.05 03.05	08.11 08.11 08.11	03.0137-0495.2	650495	- ABS - ABS - ABS	203 x 32 HEB
	1.4 i 16V 1.5 CRDi 1.6 i 16V	71 81 82		03.05 03.05 03.05	08.11 08.11 08.11	03.0137-3022.2	653022	+ ABS + ABS + ABS	170 x 32 HEB
KIA PRO CEE'D (08-13)									
	1.4 16V 1.4 16V 1.4 16V 1.6 16V 1.6 16V 1.6 16V 1.6 CRDi 115 1.6 CRDi 128 1.6 CRDi 90 2.0 16V 2.0 CRDi 140	66 77 80 90 92 93 85 94 66 105 103		06.10 02.08 02.08 02.08 10.10 02.08 02.08 10.10 02.08 02.08 02.08	03.13 03.13 03.13 03.13 03.13 03.13 03.13 03.13 03.13 03.13 03.13	13.0460-5742.2	605742		23966 17,7 +/WK
	1.4 16V 1.4 16V 1.4 16V 1.6 16V 1.6 16V 1.6 16V 1.6 CRDi 115 1.6 CRDi 128 1.6 CRDi 90 2.0 16V 2.0 CRDi 140	66 77 80 90 92 93 85 94 66 105 103		06.10 02.08 02.08 02.08 10.10 02.08 02.08 10.10 02.08 02.08 02.08	03.13 03.13 03.13 03.13 03.13 03.13 03.13 03.13 03.13 03.13 03.13	24.0126-0150.1	426150		280 26,0 24,4 V L +B
	1.4 16V 1.4 16V 1.4 16V 1.6 16V 1.6 16V 1.6 16V 1.6 CRDi 115 1.6 CRDi 128 1.6 CRDi 90 2.0 16V 2.0 CRDi 140	66 77 80 90 92 93 85 94 66 105 103		06.10 02.08 02.08 02.08 10.10 02.08 02.08 10.10 02.08 02.08 02.08	03.13 03.13 03.13 03.13 03.13 03.13 03.13 03.13 03.13 03.13 03.13	13.0460-5780.2	605780		24320 15,3 +/WK/Zub
	1.4 16V 1.4 16V 1.4 16V 1.6 16V 1.6 16V 1.6 16V 1.6 CRDi 115 1.6 CRDi 128 1.6 CRDi 90 2.0 16V 2.0 CRDi 140	66 77 80 90 92 93 85 94 66 105 103		06.10 02.08 02.08 02.08 10.10 02.08 02.08 10.10 02.08 02.08 02.08	03.13 03.13 03.13 03.13 03.13 03.13 03.13 03.13 03.13 03.13 03.13	24.0110-0332.1	410332		262 10,0 8,0 +B
	1.4 16V 1.4 16V 1.4 16V 1.6 16V 1.6 16V 1.6 16V 1.6 CRDi 115 1.6 CRDi 128 1.6 CRDi 90 2.0 16V 2.0 CRDi 140	66 77 80 90 92 93 85 94 66 105 103		06.10 02.08 02.08 02.08 10.10 02.08 02.08 10.10 02.08 02.08 02.08	03.13 03.13 03.13 03.13 03.13 03.13 03.13 03.13 03.13 03.13 03.13	03.0137-3029.2	653029		167 x 26


































¹⁾ without sensor ring / senza sensori / sans secours ABS / sin anillo sensor ABS























									
KIA PRO CEE'D (13-)									
	1.4 CRDi 1.4 CVVT 1.6 CRDi 1.6 CRDi 1.6 GDI	66 73 81 94 99		03.13 03.13 03.13 03.13 03.13			13.0460-5645.2 605645	+ 15" Bremssystem	25692 17,2 +WK/Zub
	1.4 CRDi 1.4 CVVT 1.6 CRDi 1.6 CRDi 1.6 GDI	66 73 81 94 99		03.13 03.13 03.13 03.13 03.13			24.0128-0234.1 428234	+ 16" Bremssystem	300 28,0 26,4 V +B
	1.4 CRDi 1.4 CVVT 1.6 CRDi 1.6 CRDi 1.6 GDI	66 73 81 94 99		03.13 03.13 03.13 03.13 03.13			24.0110-0379.1 410379	- elektrische Feststellbremse ¹⁾	262 10,0 8,4 L +B
	1.4 CRDi 1.4 CVVT 1.6 CRDi 1.6 CRDi 1.6 GDI	66 73 81 94 99		03.13 03.13 03.13 03.13 03.13			24.0110-0383.1 410383	+ elektrische Feststellbremse ²⁾	284 10,0 8,4 L +B
KIA RETONA (99-03)									
	2.0 i 16V 2.0 TDi	94 61		05.00 06.99	08.03 08.03		13.0460-5896.2 605896		23442 15,3 +WK
	2.0 i 16V 2.0 TDi	94 61		05.00 06.99	08.03 08.03		24.0124-0172.1 424172		285 24,0 22,4 V
KIA RIO I (DC) (00-05)									
	1.3 i 1.3 i 1.5 i 16V	55 60 72		08.00 08.00 08.00	06.02 06.02 06.02		13.0460-5944.2 605944 13.0460-0149.2 610149		21654 15,0 +WK Belagsatz-Zubehör SUM
	1.3 i 1.3 i 1.5 i 16V 1.5 i 16V 1.5 i 16V	55 60 70 71 72		07.02 07.02 09.02 09.02 07.02	02.05 02.05 02.05 02.05 02.05		13.0460-5868.2 605868		23873 15,8 +WK SUM
	1.3 i 1.3 i 1.5 i 16V	55 60 72		08.00 08.00 08.00	06.02 06.02 06.02		24.0122-0227.1 422227		235 22,0 20,0 V
	1.3 i 1.3 i 1.5 i 16V 1.5 i 16V 1.5 i 16V	55 60 70 71 72		07.02 07.02 09.02 09.02 07.02	02.05 02.05 02.05 02.05 02.05		24.0124-0187.1 424187		254 24,0 22,0 V +B
	1.3 i 1.3 i 1.5 i 16V	55 60 72		08.00 08.00 08.00	06.02 06.02 06.02		03.0137-0436.2 650436		200 x 26
	1.3 i 1.3 i 1.5 i 16V 1.5 i 16V 1.5 i 16V	55 60 70 71 72		07.02 07.02 09.02 09.02 07.02	02.05 02.05 02.05 02.05 02.05		03.0137-0455.2 650455		200 x 31
	1.3 i 1.3 i 1.5 i 16V	55 60 72		08.00 08.00 08.00	06.02 06.02 06.02		24.0220-0006.1 480309 24.0220-0706.2 480215	ohne Sensorring ³⁾ ohne Sensorring ³⁾	200/201 x 31 - Lager 200/201 x 31 + Lager
KIA RIO II (JB) (05-11)									
	1.4 i 16V 1.5 CRDi 1.5 CRDi 1.6 i 16V	71 65 81 82		03.05 06.08 03.05 03.05	08.11 08.11 08.11 08.11		13.0460-5779.2 605779		24317 17,6 +WK/Zub
	1.4 i 16V 1.5 CRDi 1.5 CRDi 1.6 i 16V	71 65 81 82		03.05 06.08 03.05 03.05	08.11 08.11 08.11 08.11		24.0122-0260.1 422260		256 22,0 20,0 V +B
	1.4 i 16V 1.5 CRDi 1.5 CRDi 1.6 i 16V	71 65 81 82		03.05 06.08 03.05 03.05	08.11 08.11 08.11 08.11	+ ABS + ABS + ABS + ABS	13.0460-5780.2 605780		24320 15,3 +WK/Zub
	1.4 i 16V 1.5 CRDi 1.5 CRDi 1.6 i 16V	71 65 81 82		03.05 06.08 03.05 03.05	08.11 08.11 08.11 08.11	+ ABS + ABS + ABS + ABS	24.0110-0312.1 410312		262 10,0 8,4 +B
	1.4 i 16V 1.5 CRDi 1.5 CRDi 1.6 i 16V	71 65 81 82		03.05 06.08 03.05 03.05	08.11 08.11 08.11 08.11	- ABS - ABS - ABS - ABS	03.0137-0495.2 650495		203 x 32 HEB
	1.4 i 16V 1.5 CRDi 1.5 CRDi 1.6 i 16V	71 65 81 82		03.05 06.08 03.05 03.05	08.11 08.11 08.11 08.11	+ ABS + ABS + ABS + ABS	03.0137-3022.2 653022		170 x 32 HEB





















¹⁾ - electric parking brake / - freno a mano elettrico / - frein à main électrique / - freno de mano eléctrico
²⁾ + electric parking brake / + freno a mano elettrico / + frein à main électrique / + freno de mano eléctrico
³⁾ without sensor ring / senza sensori / sans secours ABS / sin anillo sensor ABS

								
KIA RIO III (UB) (11-)								
	1.1 CRDi 1.2 CVVT 1.25 CVVT 1.25 CVVT 1.4 CRDi 1.4 CVVT 1.4 CVVT	55 62 63 65 66 79 80	02.12 11.14 02.12 02.12 02.12 02.12 02.12	+ 15" Rad ¹⁾ + 15" Rad ¹⁾ + 15" Rad ¹⁾ + 15" Rad ¹⁾ + 15" Rad ¹⁾ + 15" Rad ¹⁾ + 15" Rad ¹⁾	24.0122-0260.1	422260		256 22,0 20,0 V +B
	1.1 CRDi 1.2 CVVT 1.25 CVVT 1.25 CVVT 1.4 CRDi 1.4 CVVT 1.4 CVVT 1.6 CVVT	55 62 63 65 66 79 80 90	09.11 11.14 09.11 09.11 09.11 09.11 09.11 06.12		13.0460-5786.2 13.0470-5786.2	605786 LD5786		24934 15,5 +/WK/Zub AKE 24934 15,5 +/WK/Zub AKE
KIA SEDONA I (GB) (99-01)								
	2.5 i V6 2.9 TDi	121 93	04.99 04.99	09.01 09.01	13.0460-5897.2 13.0460-0107.2	605897 610107		21822 17,5 +/WK Belagsatz-Zubehör
	2.5 i V6 2.9 TDi	121 93	04.99 04.99	09.01 09.01	24.0124-0195.1	424195		274 24,1 22,0 V
KIA SEDONA II (GB) (01-06)								
	2.5 i V6 2.9 CRDi	110 106	10.01 10.01	10.06 10.06	13.0460-5725.2	605725		23649 17,2 +/WK
	2.5 i V6 2.9 CRDi	110 106	10.01 10.01	11.03 11.03	24.0126-0135.1	426135		274 26,2 24,0 V +B
	2.5 i V6 2.9 CRDi	110 106	12.03 12.03	10.06 10.06	24.0128-0211.1	428211		274 28,3 26,0 V +B
	2.5 i V6 2.9 CRDi	110 106	12.03 12.03	10.06 10.06	03.0137-0484.2	650484		295 x 53 HEB
KIA SEDONA III (GB) (06-)								
	2.2 CRDi 2.2 CRDi 2.7 V6 2.9 CRDi 2.9 CRDi LX	110 143 139 136 141	01.10 01.10 06.06 06.06 09.06		13.0460-5799.2	605799		24597 17,6 +/WK/Zub
	2.2 CRDi 2.2 CRDi 2.7 V6 2.9 CRDi 2.9 CRDi LX	110 143 139 136 141	01.10 01.10 06.06 06.06 09.06		24.0128-0220.1	428220		300 28,0 26,0 V +B
	2.2 CRDi 2.2 CRDi 2.7 V6 2.9 CRDi 2.9 CRDi LX	110 143 139 136 141	01.10 01.10 06.06 06.06 09.06		13.0460-5771.2	605771		24599 14,9 +/WK/Zub MAN
	2.2 CRDi 2.2 CRDi 2.7 V6 2.9 CRDi 2.9 CRDi LX	110 143 139 136 141	01.10 01.10 06.06 06.06 09.06		24.0112-0185.1	412185		324 11,9 10,4
KIA SEPHIA I (93-98)								
	1.5 16V 1.6 i 1.8 16V		02.96 10.93 01.95	12.98 06.96 12.98	13.0460-5923.2	605923		23384 18,3 +/WK ATE
	1.5 16V 1.6 i 1.8 16V		02.96 10.93 01.95	12.98 06.96 12.98	24.0120-0162.1	420162		243 20,0 18,0 V
	1.5 16V 1.6 i 1.8 16V		02.96 10.93 01.95	12.98 + ABS 06.96 + ABS 12.98 + ABS	13.0460-5924.2 13.0460-0436.2	605924 610436		21832 14,9 Belagsatz-Zubehör ATE ATE
	1.5 16V 1.6 i 1.8 16V		02.96 10.93 01.95	12.98 + ABS 06.96 + ABS 12.98 + ABS	24.0110-0300.1	410300		270 10,0 8,0
	1.5 16V 1.6 i 1.8 16V		02.96 10.93 01.95	12.98 - ABS 06.96 - ABS 12.98 - ABS	03.0137-0377.2 03.0137-9241.2	650377 669241		200 x 36 Bremsbacken-Zubehör
	1.5 16V 1.6 i 1.8 16V		02.96 10.93 01.95	12.98 - ABS 06.96 - ABS 12.98 - ABS	24.0220-0031.1	480125		200/201 x 41,5
KIA SEPHIA I (98-01)								
	1.5 i 16V 1.8 i 16V	65 81	02.98 02.98	03.01 03.01	13.0460-5923.2	605923		23384 18,3 +/WK ATE

¹⁾ + 15" wheel / + ruota 15" / + roue 15" / + rueda 15"

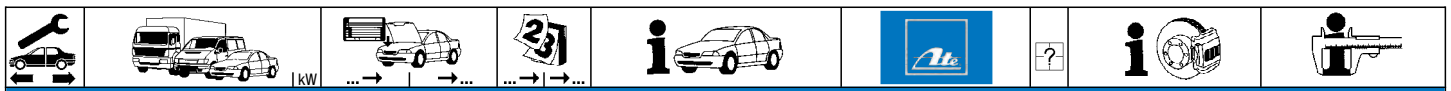
									
KIA SEPHIA I (98-01)									
	1.5 i 16V 1.8 i 16V	65 81		02.98 02.98	03.01 03.01		24.0120-0177.1 420177	242 20,0 18,0 V	
	1.5 i 16V 1.8 i 16V	65 81		02.98 02.98	03.01 03.01		03.0137-0377.2 03.0137-9241.2	650377 669241	200 x 36 Bremsbacken-Zubehör
	1.5 i 16V 1.8 i 16V	65 81		02.98 02.98	03.01 03.01		24.0220-0031.1 480125		200/201 x 41,5
KIA SEPHIA II (01-04)									
	1.6 i 16V	75		05.01	08.04		13.0460-5868.2 605868		23873 15,8 +/WK SUM
	1.6 i 16V	75		05.01	08.04		24.0124-0185.1 424185		258 24,0 22,0 V +B
	1.6 i 16V	75		05.01	08.04 + ABS		13.0460-5871.2 605871		23455 13,7 +/WK SUM
	1.6 i 16V	75		05.01	08.04 + ABS		24.0110-0301.1 410301		261 10,0 8,0 +B
	1.6 i 16V	75		05.01	08.04 - ABS		03.0137-0377.2 03.0137-9241.2	650377 669241	200 x 36 Bremsbacken-Zubehör
	1.6 i 16V	75		05.01	08.04 - ABS		24.0220-0031.1 480125		200/201 x 41,5
KIA SHUMA I (97-01)									
	1.5 i 16V 1.8 i 16V	65 81		10.97 10.97	04.01 04.01		13.0460-5923.2 605923		23384 18,3 +/WK ATE
	1.5 i 16V 1.8 i 16V	65 81		10.97 10.97	04.01 04.01		24.0120-0177.1 420177		242 20,0 18,0 V
	1.5 i 16V 1.8 i 16V	65 81		10.97 10.97	04.01 + ABS 04.01 + ABS		13.0460-5871.2 605871		23455 13,7 +/WK SUM
	1.5 i 16V 1.8 i 16V	65 81		10.97 10.97	04.01 + ABS 04.01 + ABS		24.0110-0301.1 410301		261 10,0 8,0 +B
	1.5 i 16V 1.8 i 16V	65 81		10.97 10.97	04.01 - ABS 04.01 - ABS		03.0137-0377.2 03.0137-9241.2	650377 669241	200 x 36 Bremsbacken-Zubehör
	1.5 i 16V 1.8 i 16V	65 81		10.97 10.97	04.01 - ABS 04.01 - ABS		24.0220-0031.1 480125		200/201 x 41,5
KIA SHUMA II (01-04)									
	1.6 i 16V 1.8 i 16V	75 84		05.01 04.03	08.04 08.04		13.0460-5868.2 605868		23873 15,8 +/WK SUM
	1.6 i 16V 1.8 i 16V	75 84		05.01 04.03	08.04 08.04		24.0124-0185.1 424185		258 24,0 22,0 V +B
	1.6 i 16V 1.8 i 16V	75 84		05.01 04.03	08.04 + ABS 08.04 + ABS		13.0460-5871.2 605871		23455 13,7 +/WK SUM
	1.6 i 16V 1.8 i 16V	75 84		05.01 04.03	08.04 + ABS 08.04 + ABS		24.0110-0301.1 410301		261 10,0 8,0 +B
	1.6 i 16V 1.8 i 16V	75 84		05.01 04.03	08.04 - ABS 08.04 - ABS		03.0137-0377.2 03.0137-9241.2	650377 669241	200 x 36 Bremsbacken-Zubehör
	1.6 i 16V 1.8 i 16V	75 84		05.01 04.03	08.04 - ABS 08.04 - ABS		24.0220-0031.1 480125		200/201 x 41,5
KIA SORENTO (JC) (02-09)									
	2.4 i 16V 2.5 CRDi 2.5 CRDi 2.5 CRDi 3.3 i V6 3.3 i V6 3.5 i V6	102 103 120 125 177 182 143		08.02 08.02 05.06 12.06 12.06 11.07 08.02	11.06 11.06 10.09 10.09 10.09 10.09 10.09		13.0460-5772.2 605772		24092 17,1 +/WK/Zub SUM
	2.4 i 16V 2.5 CRDi 3.5 i V6	102 103 143		08.02 08.02 08.02	11.06 11.06 10.09		24.0128-0200.1 428200		302 28,0 26,0 V +B
	2.5 CRDi 2.5 CRDi	120 125		05.06 12.06	10.09 10.09		24.0128-0227.1 428227		302 28,0 26,4 V +B

								
KIA SORENTO (JC) (02-09)								
	3.3 i V6 3.3 i V6	177 182		12.06 11.07	10.09 10.09	24.0128-0227.1	428227	302 28,0 26,4 V +B
	2.4 i 16V 2.5 CRDi 2.5 CRDi 2.5 CRDi 3.3 i V6 3.3 i V6 3.5 i V6	102 103 120 125 177 182 143		08.02 08.02 05.06 12.06 12.06 11.07 08.02	11.06 11.06 10.09 10.09 10.09 10.09 10.09	13.0460-5773.2	605773	24058 15,5 +/WK/Zub
	2.4 i 16V 2.5 CRDi 3.5 i V6	102 103 143		08.02 08.02 08.02	11.06 08.06 10.09	24.0120-0202.1	420202	315 20,0 18,4 V
	2.5 CRDi 2.5 CRDi 2.5 CRDi 3.3 i V6 3.3 i V6	103 120 125 177 182		09.06 05.06 12.06 12.06 11.07	11.06 10.09 10.09 10.09 10.09	24.0120-0207.1	420207	315 20,0 18,4 V +B
	2.4 i 16V 2.5 CRDi 3.5 i V6	102 103 143		08.02 08.02 08.02	11.06 11.06 10.09	03.0137-3009.2	653009	190 x 40
	2.5 CRDi 2.5 CRDi 3.3 i V6 3.3 i V6	120 125 177 182		05.06 12.06 12.06 11.07	10.09 10.09 10.09 10.09	03.0137-3028.2	653028	190 x 40
KIA SORENTO (XM) (09-14)								
	2.0 CRDi 2.0 CRDi 4WD 2.2 CRDi 2.2 CRDi 4WD 2.4 16V 2.4 16V 4WD	110 110 145 145 128 128		11.10 11.10 11.09 11.09 11.09 11.09	12.14 12.14 12.14 12.14 12.14 12.14	13.0460-5777.2	605777	24351 16,3 +/WK/Zub
	2.0 CRDi 2.0 CRDi 4WD 2.2 CRDi 2.2 CRDi 4WD 2.4 16V 2.4 16V 4WD	110 110 145 145 128 128		11.10 11.10 11.09 11.09 11.09 11.09	12.14 12.14 12.14 12.14 12.14 12.14	24.0128-0248.1	428248	321 28,0 26,4 V L +B
	2.0 CRDi 2.0 CRDi 4WD 2.2 CRDi 2.2 CRDi 4WD 2.4 16V 2.4 16V 4WD	110 110 145 145 128 128		11.10 11.10 11.09 11.09 11.09 11.09	12.14 12.14 12.14 12.14 12.14 12.14	13.0460-5633.2	605633	25520 15,8 +/WK/Zub AKE
	2.0 CRDi 2.0 CRDi 4WD 2.2 CRDi 2.2 CRDi 4WD 2.4 16V 2.4 16V 4WD	110 110 145 145 128 128		11.10 11.10 11.09 11.09 11.09 11.09	12.14 12.14 12.14 12.14 12.14 12.14	24.0111-0170.1	411170	302 11,0 9,4 L +B
	2.2 CRDi 2.2 CRDi 4WD 2.4 16V 2.4 16V 4WD	145 145 128 128		11.09 11.09 11.09 11.09	10.10 10.10 10.10 10.10	03.0137-3027.2	653027	189 x 26
KIA SORENTO (UM) (15-)								
	2.2 CRDi 2.2 CRDi 4WD	147 147		01.15 01.15		24.0128-0248.1	428248	321 28,0 26,4 V L +B
KIA SOUL (09-14)								
	1.6 CRDi 115 1.6 CRDi 128 1.6 CVVT 1.6 CVVT 1.6 CVVT 1.6 Flex 1.6 GDI	85 94 77 93 95 94 103		02.09 02.09 02.09 02.09 03.12 01.11 06.11	02.14 02.14 02.14 02.14 02.14 02.14 02.14	13.0460-5873.2 13.0460-0139.2	605873 610139	23891 16,9 +/WK MAN Belagsatz-Zubehör MAN
	1.6 CRDi 115 1.6 CRDi 128 1.6 CVVT 1.6 CVVT 1.6 CVVT 1.6 Flex 1.6 GDI	85 94 77 93 95 94 103		02.09 02.09 02.09 02.09 03.12 01.11 06.11	02.14 02.14 02.14 02.14 02.14 02.14 02.14	24.0126-0150.1	426150	280 26,0 24,4 V L +B
	1.6 CRDi 115 1.6 CRDi 128 1.6 CVVT 1.6 CVVT 1.6 CVVT 1.6 Flex 1.6 GDI	85 94 77 93 95 94 103		02.09 02.09 02.09 02.09 03.12 01.11 06.11	02.14 + ABS 02.14 + ABS 02.14 + ABS 02.14 + ABS 02.14 + ABS 02.14 + ABS 02.14 + ABS	13.0460-5786.2 13.0470-5786.2	605786 LD5786	24934 15,5 +/WK/Zub AKE 24934 15,5 +/WK/Zub AKE

								
KIA SOUL (09-14)								
	1.6 CRDi 115 1.6 CRDi 128 1.6 CVVT 1.6 CVVT 1.6 CVVT 1.6 Flex 1.6 GDI	85 94 77 93 95 94 103		02.09 02.14 + ABS 02.09 02.14 + ABS 02.09 02.14 + ABS 03.12 02.14 + ABS 01.11 02.14 + ABS 06.11 02.14 + ABS		24.0110-0362.1	410362	262 10,0 8,4 +B
	1.6 CRDi 115 1.6 CRDi 128 1.6 CVVT 1.6 CVVT 1.6 CVVT 1.6 Flex 1.6 GDI	85 94 77 93 95 94 103		02.09 02.14 + ABS 02.09 02.14 + ABS 02.09 02.14 + ABS 03.12 02.14 + ABS 01.11 02.14 + ABS 06.11 02.14 + ABS		03.0137-3026.2	653026	167 x 32 HEB
KIA SOUL (14-)								
	1.6 CRDi 1.6 GDI 1.6 MPI Electric	94 97 91		02.14 02.14 02.14 06.14		24.0126-0150.1 24.0128-0234.1	426150 428234	+ 15" Bremssystem + 16" Bremssystem 280 26,0 24,4 V L +B 300 28,0 26,4 V +B
	1.6 CRDi 1.6 GDI 1.6 MPI	94 97 91		02.14 02.14 02.14		24.0110-0368.1	410368	262 10,0 8,4 +B
KIA SPORTAGE (94-03)								
	2.0 i 16V 2.0 i 16V 2.0 i 16V 4WD 2.0 i 16V 4WD 2.0 TDi 4WD	87 94 87 94 61		10.00 08.03 10.99 08.03 10.00 08.03 10.99 08.03 06.99 08.03		13.0460-5896.2	605896	23442 15,3 +/-WK
	2.0 i 16V 2.0 i 16V 2.0 i 16V 4WD 2.0 i 16V 4WD 2.0 i 4WD 2.0 TDi 4WD	87 94 87 94 70 61		10.00 08.03 10.99 08.03 10.00 08.03 04.94 08.03 04.94 08.99 10.97 08.03		24.0124-0172.1	424172	285 24,0 22,4 V
KIA SPORTAGE (04-10)								
	2.0 CRDi 2.0 CRDi 2.0 CRDi 2.0 CRDi 4WD 2.0 CRDi 4WD 2.0 CRDi 4WD 2.0 i 16V 2.0 i 16V 4WD 2.7 i V6 4WD	83 100 103 83 100 103 104 104 129		02.05 12.07 01.06 12.07 01.06 12.07 09.04 12.07 01.06 12.07 01.06 12.07 09.04 12.07 09.04 12.07 09.04 12.07		13.0460-5873.2 13.0460-0139.2	605873 610139	23891 16,9 +/-WK Belagsatz-Zubehör MAN MAN
	2.0 CRDi 2.0 CRDi 2.0 CRDi 2.0 CRDi 2.0 CRDi 4WD 2.0 CRDi 4WD 2.0 CRDi 4WD 2.0 i 16V 2.0 i 16V 4WD 2.7 i V6 4WD	83 100 103 83 100 103 104 104 129		01.08 05.10 01.08 05.10 01.08 05.10 09.08 05.10 01.08 05.10 01.08 05.10 09.08 05.10 01.08 05.10 01.08 05.10 01.08 05.10		13.0460-5600.2	605600	24501 16,7 +/-WK SUM
	2.0 CRDi 2.0 CRDi 2.0 CRDi 2.0 CRDi 4WD 2.0 CRDi 4WD 2.0 CRDi 4WD 2.0 i 16V 2.0 i 16V 4WD 2.7 i V6 4WD	83 100 103 83 100 103 104 104 129		02.05 12.07 01.06 12.07 01.06 12.07 09.04 12.07 01.06 12.07 01.06 12.07 09.04 12.07 09.04 12.07 09.04 12.07		24.0126-0128.1	426128	+ Bremsscheibe 280mm ¹⁾ 280 26,0 24,4 V L +B
	2.0 CRDi 2.0 CRDi 2.0 CRDi 2.0 CRDi 4WD 2.0 CRDi 4WD 2.0 CRDi 4WD 2.0 i 16V 2.0 i 16V 4WD 2.7 i V6 4WD	83 100 103 83 100 103 104 104 129		02.05 12.06 01.06 12.06 01.06 12.06 09.04 12.06 01.06 12.06 01.06 12.06 09.04 12.06 09.04 12.06 09.04 05.10		13.0460-5833.2	605833	23543 14,4 +/-WK/Zub AKE
	2.0 CRDi 2.0 CRDi 2.0 CRDi 2.0 CRDi 2.0 CRDi 4WD 2.0 CRDi 4WD 2.0 CRDi 4WD 2.0 i 16V 2.0 i 16V 4WD	83 100 103 110 83 100 103 110 104 104		01.07 05.10 01.07 05.10 01.07 05.10 09.08 05.10 01.07 05.10 01.07 05.10 01.07 05.10 09.08 05.10 01.07 05.10 01.07 05.10		13.0460-5780.2	605780	24320 15,3 +/-WK/Zub

¹⁾ + brake disc 280mm / + dischi freno 280mm / + disques de frein 280mm / + disco de freno 280mm

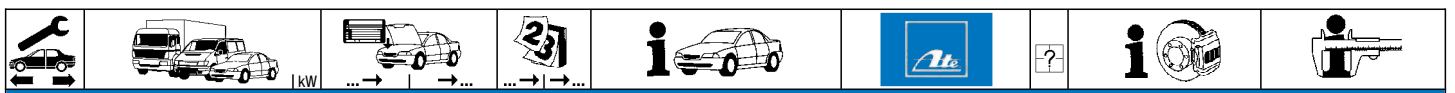




KIA SPORTAGE (04-10)									
	2.0 CRDi	83		02.05	05.10	24.0110-0318.1	410318		262 10,0 8,4 +B
	2.0 CRDi	100		01.06	05.10				
	2.0 CRDi	103		01.06	05.10				
	2.0 CRDi	110		09.08	05.10				
	2.0 i 16V	104		09.04	05.10				
	2.0 CRDi 4WD	83		09.04	05.10				
2.0 CRDi 4WD	100		01.06	05.10	24.0110-0286.1	410286		284 10,0 8,4 +B	
2.0 CRDi 4WD	103		01.06	05.10					
2.0 CRDi 4WD	110		09.08	05.10					
2.0 i 16V 4WD	104		09.04	05.10					
2.7 i V6 4WD	129		09.04	05.10					
2.0 CRDi	83		02.05	05.10					03.0137-3016.2
2.0 CRDi	100		01.06	05.10					
2.0 CRDi	103		01.06	05.10					
2.0 CRDi	110		09.08	05.10					
2.0 i 16V	104		09.04	05.10					
2.0 CRDi 4WD	83		09.04	05.10	03.0137-3004.2	653004		190 x 40 HEB	
2.0 CRDi 4WD	100		01.06	05.10					
2.0 CRDi 4WD	103		01.06	05.10					
2.0 CRDi 4WD	110		09.08	05.10					
2.0 i 16V 4WD	104		09.04	05.10					
2.7 i V6 4WD	129		09.04	05.10					

KIA SPORTAGE (10-)									
	1.6 GDI	99		02.11		13.0460-5600.2	605600		24501 16,7 +/WK SUM
	1.7 CRDi	85		02.11					
	2.0 CRDi	100		07.10					
	2.0 CRDi	135		08.10	07.11				
	2.0 CRDi AWD	100		07.10					
	2.0 CRDi AWD	135		08.10					
	2.0 CVVT	120		07.10	07.11				
	2.0 CVVT	122		07.10					
	2.0 CVVT AWD	120		07.10					
	2.0 CVVT AWD	122		07.10					
2.0 CRDi	135		08.11		13.0460-5600.2	605600		24501 16,7 +/WK SUM	
2.0 CVVT	120		08.11						
	1.6 GDI	99		02.11		24.0128-0256.1	428256		300 28,0 26,4 V L +B
	1.7 CRDi	85		02.11					
	2.0 CRDi	100		07.10					
	2.0 CRDi	135		08.10					
	2.0 CRDi AWD	100		07.10					
	2.0 CRDi AWD	135		08.10					
	2.0 CVVT	120		07.10					
	2.0 CVVT	122		07.10					
	2.0 CVVT AWD	120		07.10					
	2.0 CVVT AWD	122		07.10					
	1.6 GDI	99		02.11		13.0460-5780.2	605780		24320 15,3 +/WK/Zub
	1.7 CRDi	85		02.11					
	2.0 CRDi	100		07.10					
	2.0 CRDi	135		08.10					
	2.0 CRDi AWD	100		07.10					
	2.0 CRDi AWD	135		08.10					
	2.0 CVVT	120		07.10					
	2.0 CVVT	122		07.10					
	2.0 CVVT AWD	120		07.10					
	2.0 CVVT AWD	122		07.10					
	1.6 GDI	99		02.11		24.0110-0332.1	410332		262 10,0 8,0 +B
	1.7 CRDi	85		02.11					
	2.0 CRDi	100		07.10					
	2.0 CRDi	135		08.10					
	2.0 CRDi AWD	100		07.10					
	2.0 CRDi AWD	135		08.10					
	2.0 CVVT	120		07.10					
	2.0 CVVT	122		07.10					
	2.0 CVVT AWD	120		07.10					
	2.0 CVVT AWD	122		07.10					
	2.0 CRDi AWD	100		07.10		03.0137-3030.2	653030		189 x 40 HEB
	2.0 CRDi AWD	135		08.10					
	2.0 CVVT AWD	120		07.10					
	2.0 CVVT AWD	122		07.10					

KIA VENGA (10-)									
	1.4 CRDi 75	55		02.10		13.0460-2772.2	602772		25184 19,4 +/WK/Zub/S LUC
	1.4 CRDi 75	57		02.10					
	1.4 CRDi 90	66		02.10					
	1.4 CVVT	66		02.10					
	1.6 CRDi 115	85		02.10					
	1.6 CRDi 128	94		02.10					
	1.6 CVVT	92		02.10					
	1.4 CRDi 75	55		02.10		24.0126-0150.1	426150		280 26,0 24,4 V L +B
	1.4 CRDi 75	57		02.10					
	1.4 CRDi 90	66		02.10					
	1.4 CVVT	66		02.10					
	1.6 CRDi 115	85		02.10					
	1.6 CRDi 128	94		02.10					
	1.6 CVVT	92		02.10					























KIA VENGA (10-)										
	1.4 CRDi 75	55		02.10		13.0460-2868.2	602868			23417 15,3 +WK/Zub/S LUC
	1.4 CRDi 75	57		02.10		13.0470-2868.2	LD2868			23417 15,3 +WK/Zub/S LUC
	1.4 CRDi 90	66		02.10						
	1.4 CVVT	66		02.10						
	1.6 CRDi 115	85		02.10						
	1.6 CRDi 128	94		02.10						
	1.6 CVVT	92		02.10						
	1.4 CRDi 75	55		02.10		24.0110-0357.1	410357			258 10,0 8,0 +B
	1.4 CRDi 75	57		02.10						
	1.4 CRDi 90	66		02.10						
	1.4 CVVT	66		02.10						
	1.6 CRDi 115	85		02.10						
	1.6 CRDi 128	94		02.10						
	1.6 CVVT	92		02.10						
LADA 110 Stufenheck (2110) (95-07)										
	1.5	54		01.95	08.07	13.0460-2965.2	602965			21170 17,3 LUC
	1.5	57		01.95	08.07					
	1.5 i 16V	70		01.95	08.07					
	1.6	60		01.00	08.07					
	1.6	66		01.00	08.07					
	1.5	54		01.95	09.00	24.0112-0125.1	412125			239 12,0 10,8 +B
	1.5	57		01.95	09.00	24.0312-0125.1	512125			239 12,0 10,8 +B PD
	1.5 i 16V	70		01.95	09.00					
	1.6	60		01.00	08.07					
	1.6	66		01.00	08.07					
	1.5	56		10.00	08.07	24.0120-0186.1	420186	+ 13" Rad ¹⁾		239 19,5 18,0 V
	1.5 i 16V	67		10.00	08.07	24.0120-0187.1	420187	+ 14" Rad ²⁾		260 20,0 18,5 V
	2.0 i	110		08.96	08.07					
	Wankel	88		06.97	08.07					
	1.5	54		01.95	08.07	03.0137-0231.2	650231			200 x 41
	1.5	57		01.95	08.07	03.0137-9118.2	669118			Bremsbacken-Zubehör
	1.5 i 16V	70		01.95	08.07					
	1.6	60		01.00	08.07					
	1.6	66		01.00	08.07					
	2.0 i	110		08.96	08.07					
	Wankel	88		06.97	08.07					
	1.5	54		01.95	08.07	24.0220-0020.1	480059			200/201,5 x 50
	1.5	57		01.95	08.07					
	1.5 i 16V	70		01.95	08.07					
	1.6	60		01.00	08.07					
	1.6	66		01.00	08.07					
	2.0 i	110		08.96	08.07					
	Wankel	88		06.97	08.07					
LADA 111 Kombi (2111) (95-08)										
	1.5	57		01.95	12.08	13.0460-2965.2	602965			21170 17,3 LUC
	1.5 i 16V	70		01.95	12.08					
	1.6	60		01.05	12.08					
	1.6	66		03.06	12.08					
	1.5	57		01.95	09.00	24.0112-0125.1	412125			239 12,0 10,8 +B
	1.5 i 16V	70		01.95	09.00	24.0312-0125.1	512125			239 12,0 10,8 +B PD
	1.5	56		10.00	12.08	24.0120-0186.1	420186	+ 13" Rad ¹⁾		239 19,5 18,0 V
	1.5 i 16V	67		10.00	12.08	24.0120-0187.1	420187	+ 14" Rad ²⁾		260 20,0 18,5 V
	1.6	60		01.05	12.08					
	1.6	66		03.06	12.08					
	1.5	57		01.95	12.08	03.0137-0231.2	650231			200 x 41
	1.5 i 16V	70		01.95	12.08	03.0137-9118.2	669118			Bremsbacken-Zubehör
	1.6	60		01.05	12.08					
	1.6	66		03.06	12.08					
	1.5	57		01.95	12.08	24.0220-0020.1	480059			200/201,5 x 50
	1.5 i 16V	70		01.95	12.08					
	1.6	60		01.05	12.08					
	1.6	66		03.06	12.08					
LADA 112 Fließheck (2112) (95-08)										
	1.5	54		01.95	12.08	13.0460-2965.2	602965			21170 17,3 LUC
	1.5	57		01.95	12.08					
	1.5 i 16V	70		01.95	12.08					
	1.6	60		01.05	12.08					
	1.6	66		03.06	12.08					
	1.5	54		01.95	09.00	24.0112-0125.1	412125			239 12,0 10,8 +B
	1.5	57		01.95	09.00	24.0312-0125.1	512125			239 12,0 10,8 +B PD
	1.5 i 16V	70		01.95	09.00					
	1.5	56		10.00	12.08	24.0120-0186.1	420186	+ 13" Rad ¹⁾		239 19,5 18,0 V
	1.5 i 16V	67		10.00	12.08	24.0120-0187.1	420187	+ 14" Rad ²⁾		260 20,0 18,5 V
	1.6	60		01.05	12.08					
	1.6	66		03.06	12.08					
	1.5	54		01.95	12.08	03.0137-0231.2	650231			200 x 41
	1.5	57		01.95	12.08	03.0137-9118.2	669118			Bremsbacken-Zubehör
	1.5 i 16V	70		01.95	12.08					
	1.6	60		01.05	12.08					
	1.6	66		03.06	12.08					

¹⁾ + 13" wheel / + ruota 13" / + roue 13" / + rueda 13"

²⁾ + 14" wheel / + ruota 14" / + roue 14" / + rueda 14"



LADA 112 Flieheck (2112) (95-08)		LADA FORMA (2108) (89-95)		LADA KALINA (1117/1118/1119) (04-)		LADA PRIORA (2170/2172) (08-)		LADA SAMARA (2108/2109) (86-99)		LADA TOSCANA (2107) (83-96)		LADA NIVA II (2123) (02-)	
	1.5 1.5 1.5 i 16V 1.6 1.6	54 57 70 60 66		01.95 01.95 01.95 01.05 03.06	12.08 12.08 12.08 12.08 12.08			24.0220-0020.1	480059				200/201,5 x 50
	1100 1300 1500			07.91 05.89 07.91	12.95 12.95 12.95			13.0460-2965.2	602965				21170 17,3 LUC
	1100 1300 1500			07.91 05.89 07.91	12.95 12.95 12.95			24.0112-0125.1 24.0312-0125.1	412125 512125				239 12,0 10,8 +B 239 12,0 10,8 +B PD
	1100 1300 1500			07.91 05.89 07.91	12.95 12.95 12.95			03.0137-0231.2 03.0137-9118.2	650231 669118				200 x 41 Bremsbacken-Zubehör
	1100 1300 1500			07.91 05.89 07.91	12.95 12.95 12.95			24.0220-0020.1	480059				200/201,5 x 50
	1.4 16V 1.4 16V LPG 1.6 16V 1.6 16V 1.6 16V	66 65 60 62 66		11.08 11.08 10.04 01.10 10.04				13.0460-2965.2	602965				21170 17,3 LUC
	1.4 16V 1.4 16V LPG 1.6 16V 1.6 16V 1.6 16V	66 65 60 62 66		11.08 11.08 10.04 01.10 10.04				24.0120-0187.1	420187				260 20,0 18,5 V
	1.4 16V 1.4 16V LPG 1.6 16V 1.6 16V 1.6 16V	66 65 60 62 66		11.08 11.08 10.04 01.10 10.04				03.0137-0231.2 03.0137-9118.2	650231 669118				200 x 41 Bremsbacken-Zubehör
	1.4 16V 1.4 16V LPG 1.6 16V 1.6 16V 1.6 16V	66 65 60 62 66		11.08 11.08 10.04 01.10 10.04				24.0220-0020.1	480059				200/201,5 x 50
	1.6 i 16V 1.6 i 16V 1.6 LPG	60 72 71		12.08 12.08 12.08				13.0460-2965.2	602965				21170 17,3 LUC
	1.6 i 16V 1.6 i 16V 1.6 LPG	60 72 71		12.08 12.08 12.08				03.0137-0231.2 03.0137-9118.2	650231 669118				200 x 41 Bremsbacken-Zubehör
	1.6 i 16V 1.6 i 16V 1.6 LPG	60 72 71		12.08 12.08 12.08				24.0220-0020.1	480059				200/201,5 x 50
	1100 1300 1500			09.88 07.86 07.87	12.99 12.99 12.99			13.0460-2965.2	602965				21170 17,3 LUC
	1100 1300 1500			09.88 07.86 07.87	12.99 12.99 12.99			24.0112-0125.1 24.0312-0125.1	412125 512125				239 12,0 10,8 +B 239 12,0 10,8 +B PD
	1100 1300 1500			09.88 07.86 07.87	12.99 12.99 12.99			03.0137-0231.2 03.0137-9118.2	650231 669118				200 x 41 Bremsbacken-Zubehör
	1100 1300 1500			09.88 07.86 07.87	12.99 12.99 12.99			24.0220-0020.1	480059				200/201,5 x 50
	1300 1500			09.85 09.83	12.96 02.93			13.0460-2966.2	602966				20166 16,0 LUC
	1300 1500			09.85 09.83	12.96 02.93			24.0111-0115.1	411115				253 10,0 9,0 +B
	1300 1500			09.85 09.83	12.96 02.93			03.0137-0232.2 03.0137-9117.2	650232 669117				250 x 51 Bremsbacken-Zubehör
	1.7 i 4x4 1.7 i 4x4 1.7 LPG	59 61 57		09.02 08.04 09.02				13.0460-8006.2	608006				20660 15,6



LADA NIVA II (2123) (02-)

	1.7 i 4x4 1.7 i 4x4 1.7 LPG	59 61 57	09.02 08.04 09.02		24.0112-0130.1	412130		272 11,0 9,9
	1.7 i 4x4 1.7 i 4x4 1.7 LPG	59 61 57	09.02 08.04 09.02		03.0137-0232.2	650232		250 x 51
	1.7 i 4x4 1.7 i 4x4 1.7 LPG	59 61 57	09.02 08.04 09.02		24.0225-0004.1	480058		250/251,5 x 57,5

LANCIA DEDRA (94-99)


























	1.6 1.8 i.e. 2.0 i.e.		11.93 11.93 11.93	08.99 08.99 08.99	13.0460-2949.2 13.0460-7131.2	602949 607131		20833 17,0 +/WK/S 21193 18,0 +/WK	LUC ATE
	1.9 TD 1.8 GT 16V 2.0 i.e. 16V		11.93 03.96 11.93	08.99 08.99 08.99	13.0460-7065.2 13.0460-7129.2	607065 607129		21927 17,9 +/WK 23229 18,1 +/WK	ATE ATE
	1.6 1.9 TD 1.9 TD	68 66	11.93 11.93 11.93	08.99 08.99 08.99	24.0112-0127.1 24.0122-0147.1	412127 422147		258 12,0 10,2 +B 284 22,0 20,2 V +B	
	1.6 1.8 i.e. 2.0 i.e.		01.96 11.93 11.93	07.99 08.99 08.99	24.0120-0142.1 24.0320-0142.1	420142 520142		258 20,0 18,2 V L +B 258 20,0 18,2 V L +B PD	
	1.8 GT 16V 2.0 i.e. 16V 2.0 i.e. Integrale		03.96 11.93 11.93	08.99 08.99 08.99	24.0122-0197.1 24.0122-0107.1	422197 422107		258 22,0 20,2 V +B 284 22,0 20,2 V +B	
	1.8 GT 16V 1.8 i.e. 1.9 TD 2.0 i.e. 2.0 i.e. 16V		03.96 11.93 11.93 11.93 11.93	08.99 08.99 08.99 08.99 08.99	13.0460-2951.2 13.0460-0072.2 13.0460-2826.2	602951 610072 602826	+ GG-Sättel ³⁾ + GG-Sättel ³⁾ + ALU-Sättel ⁴⁾	21103 14,2 /S Belagsatz-Zubehör 23177 14,2 /S	LUC LUC LUC
	1.6 1.8 GT 16V 1.8 i.e. 1.9 TD 2.0 i.e. 2.0 i.e. 16V		01.96 03.96 11.93 11.93 11.93	07.99 08.99 08.99 08.99 08.99	24.0111-0119.1	411119		241 11,0 9,2 +B	
	1.6		11.93	08.99	03.0137-0207.2 03.0137-9088.2	650207 669088		180 x 32 Bremsbacken-Zubehör	BDX BDX
	1.6		11.93	08.99	24.0218-0011.1	480006		180/181,4 x 40	
	1.6		11.93	08.99	03.0420-4322.3	684322		22,20/180x32 Kit	BDX




























LANCIA DELTA (94-99)
























	1.4 i.e. 1.6 i.e.		11.93 11.93	08.99 08.99	13.0460-7064.2	607064		21930 17,9 +/WK	ATE
	1.6 i.e. 1.8 1.8 i.e. 2.0 TD 2.0 HF Turbo 2.0 i.e. 16V	66	11.93 02.96 11.93 07.94 11.93 11.93	08.99 09.99 08.99 08.99 08.99 08.99	13.0460-7065.2 13.0460-2949.2	607065 602949		21927 17,9 +/WK 20833 17,0 +/WK/S	ATE LUC
	2.0 HF Integrale 2.0 i.e.16V Integrale		11.93 11.93	08.99 08.99	13.0460-2979.2 13.0460-4958.2	602979 604958		21147 19,0 +/WK/S 21381 17,3 +/WK	LUC BRE
	1.4 i.e. 1.6 i.e. 1.8 1.8 i.e. 2.0 TD 2.0 i.e. 16V 2.0 HF Turbo 2.0 HF Integrale 2.0 i.e.16V Integrale	66	11.93 11.93 02.96 11.93 07.94 11.93 11.93 11.93 11.93	08.99 08.99 09.99 08.99 08.99 08.99 08.99 08.99 08.99	24.0111-0119.1 24.0112-0127.1	411119 412127		241 11,0 9,2 +B 258 12,0 10,2 +B	
	2.0 HF Integrale 2.0 i.e.16V Integrale		11.93 11.93	08.99 08.99	24.0122-0107.1 24.0122-0147.1	422107 422147		284 22,0 20,2 V +B 284 22,0 20,2 V +B	
	2.0 HF Integrale 2.0 i.e.16V Integrale		11.93 11.93	08.99 08.99	24.0126-0114.1	426114		281 26,0 24,2 V	
	1.8 1.8 i.e. 2.0 HF Turbo 2.0 i.e. 16V 2.0 TD	66	02.96 11.93 11.93 11.93 07.94	09.99 08.99 08.99 08.99 08.99	13.0460-2951.2 13.0460-2826.2 13.0460-0072.2	602951 602826 610072	+ GG-Sättel ³⁾ + ALU-Sättel ⁴⁾ + GG-Sättel ³⁾	21103 14,2 /S 23177 14,2 /S Belagsatz-Zubehör	LUC LUC LUC
	1.8 1.8 i.e. 2.0 HF Turbo 2.0 i.e. 16V 2.0 TD 2.0 HF Integrale 2.0 i.e.16V Integrale	66	02.96 11.93 11.93 11.93 07.94 11.93 11.93	09.99 08.99 08.99 08.99 08.99 08.99 08.99	24.0111-0119.1 24.0110-0209.1	411119 410209		241 11,0 9,2 +B 251 10,0 9,0 +B	

1) - catalytic converter / - catalizzatore / - catalyseur / - catalizador
 2) + catalytic converter / + catalizzatore / + catalyseur / + catalizador
 3) + cast iron caliper / + pinza in ghisa / + étriers en fonte grise / + fundición gris-pinza
 4) + aluminium calipers / + pinze in alluminio / + étriers en aluminium / + pinzas de aluminio



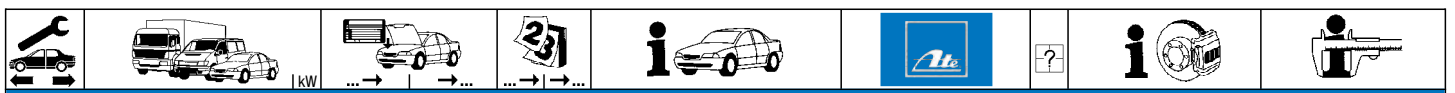
									
LANCIA DELTA (94-99)									
	1.4 i.e. 1.6 i.e.		11.93 11.93	08.99 08.99	03.0137-0207.2 03.0137-9088.2	650207 669088		180 x 32 Bremsbacken-Zubehör	BDX BDX
	1.4 i.e. 1.6 i.e.		11.93 11.93	08.99 08.99	24.0218-0011.1	480006		180/181,4 x 40	
	1.4 i.e. 1.6 i.e.		11.93 11.93	08.99 08.99	03.0420-4322.3	684322		22,20/180x32 Kit	BDX
LANCIA DELTA / Chrysler Delta (08-)									
	1.4 16V 1.4 Bifuel 1.6 D Multijet 1.6 D Multijet	88 88 77 88	08.08 07.11 04.11 08.08		13.0460-3983.2 13.0470-3983.2	603983 LD3983		23708 19,4 +/WK/S 23708 19,4 +/WK/S	BOS BOS
	1.4 16V 1.4 16V Turbo	103 110	07.10 08.08		13.0460-3984.2 13.0470-3984.2	603984 LD3984		23711 19,4 +/WK/S 23711 19,4 +/WK/S	BOS BOS
	1.8 Di 16V 1.9 D Multijet 2.0 D Multijet	147 140 121	01.09 08.08 08.08		13.0460-7265.2	607265		24727 20,7 +/WK	ATE
	1.4 16V 1.4 Bifuel 1.6 D Multijet 1.6 D Multijet	88 88 77 88	08.08 07.11 04.11 08.08		24.0122-0147.1	422147		284 22,0 20,2 V +B	
	1.4 16V 1.4 16V Turbo	103 110	07.10 08.08		24.0126-0125.1	426125		281 26,0 24,2 V +B	
	1.8 Di 16V 1.9 D Multijet 2.0 D Multijet	147 140 121	01.09 08.08 08.08		24.0128-0243.1	428243		305 28,0 26,0 V L +B	
	1.4 16V 1.4 16V 1.4 16V Turbo 1.4 Bifuel 1.6 D Multijet 1.6 D Multijet 1.8 Di 16V 1.9 D Multijet 2.0 D Multijet	88 103 110 88 77 88 147 140 121	08.08 07.10 08.08 07.11 04.11 08.08 01.09 08.08 08.08		13.0460-3991.2 13.0470-3812.2 13.0460-3861.2	603991 LD3812 603861		23714 16,6 /S 23714 17,6 /S 23714 17,6 +/WK/Zub/S	BOS BOS BOS
	1.4 16V 1.4 16V 1.4 16V Turbo 1.4 Bifuel 1.6 D Multijet 1.6 D Multijet 1.8 Di 16V 1.9 D Multijet 2.0 D Multijet	88 103 110 88 77 88 147 140 121	08.08 07.10 08.08 07.11 04.11 08.08 01.09 08.08 08.08		24.0110-0190.1	410190		252 10,0 9,0 +B	
LANCIA FLAVIA (12-)									
	2.4 16V	125	03.12		13.0460-5760.2	605760		23584 16,4 /WK	AKE
	2.4 16V	125	03.12		13.0460-5855.2	605855		23582 16,0 +	
	2.4 16V	125	03.12		24.0110-0361.1	410361		302 10,0 8,4 +B	
	2.4 16V	125	03.12		03.0137-3023.2	653023		170 x 32	
LANCIA KAPPA (95-01)									
	2.0 i.e. 2.0 i.e. 16V Turbo 2.0 i.e. 20V Turbo 2.4 i.e. 2.4 JTD 2.4 TD 3.0 i.e. V6 Kombi 3.0 i.e. V6 Lim. 3.0 i.e. V6 Coupe		01.95 07.95 06.98 01.95 06.98 01.95 01.95 01.95 03.97	10.01 10.01 10.01 10.01 10.01 10.01 10.01 10.01		13.0460-2987.2	602987	23168 19,0 +/WK/S	LUC
	3.0 i.e. V6 Coupe		03.97	10.01	13.0460-4971.2 13.0470-4971.2	604971 LD4971		23092 16,0 +/WK 23092 16,0 +/WK	BRE BRE
	2.0 i.e. 2.0 i.e. 16V Turbo 2.0 i.e. 20V Turbo 2.4 i.e. 2.4 JTD 2.4 TD 3.0 i.e. V6		01.95 07.95 06.98 01.95 06.98 01.95 01.95	10.01 10.01 10.01 10.01 10.01 10.01 10.01		24.0122-0191.1 24.0126-0133.1	422191 426133	281 22,0 20,2 V 281 26,0 24,2 V	
	2.0 i.e. 2.0 i.e. 16V Turbo 2.0 i.e. 20V Turbo 2.4 i.e.		01.95 07.95 06.98 01.95	10.01 10.01 10.01 10.01	13.0460-2827.2	602827		21606 16,7 /S	LUC
									

								
LANCIA KAPPA (95-01)								
	2.4 JTD 2.4 TD 3.0 i.e. V6			06.98 01.95 01.95	10.01 10.01 10.01	13.0460-2827.2	602827	21606 16,7 /S LUC
	2.0 i.e. 2.0 i.e. 16V Turbo 2.0 i.e. 20V Turbo 2.4 i.e. 2.4 JTD 2.4 TD 3.0 i.e. V6			01.95 07.95 06.98 01.95 06.98 01.95 01.95	10.01 10.01 10.01 10.01 10.01 10.01 10.01	24.0110-0290.1	410290	276 10,0 9,0 +B
LANCIA LYBRA (99-05)								
	1.6 i 16V 1.6 1.6 i 16V 1.8 i 16V 1.9 JTD 2.0 i 20V 2.4 JTD			10.99 10.00 03.00 10.99 10.99 10.99 10.99	02.00 10.05 12.05 03.00 03.00 03.00 03.00	13.0460-7105.2	607105	23140 19,4 +/WK ATE
	1.6 i 16V 1.6 1.8 i 16V 1.9 JTD 2.0 i 20V 2.4 JTD			10.00 10.99 10.99 10.99 10.99	10.05 12.05 12.05 12.05 12.05	13.0460-7139.2	607139 LD7139	23140 19,4 +/WK ATE 23140 19,4 +/WK ATE
	1.6 1.6 i 16V 1.8 i 16V 1.9 JTD 2.0 i 20V 2.4 JTD			10.99 10.00 10.99 10.99 10.99 10.99	03.00 10.05 12.05 12.05 12.05 12.05	13.0460-7069.2	607069	21636 19,3 +/WK ATE
	1.6 1.6 i 16V 1.8 i 16V 1.9 JTD 2.0 i 20V 2.4 JTD			04.00 04.00 04.00 04.00	12.05 12.05 12.05 12.05	13.0460-7140.2	607140 LD7140	23289 19,3 +/WK ATE 23289 19,3 +/WK ATE
	1.6 1.6 i 16V 1.8 i 16V 1.9 JTD 2.0 i 20V 2.4 JTD			10.99 10.00 10.99 10.99 10.99 10.99	12.05 10.05 12.05 12.05 12.05 12.05	24.0115-0112.1	415112	281 15,0 13,2
	1.6 1.6 i 16V 1.8 i 16V 1.9 JTD 2.0 i 20V 2.4 JTD			10.00 10.99 10.99 10.99 10.99	10.05 12.05 12.05 12.05 12.05	24.0122-0147.1	422147	284 22,0 20,2 V +B
	1.6 1.6 i 16V 1.8 i 16V 1.9 JTD 2.0 i 20V 2.4 JTD			10.00 10.99 10.99 10.99 10.99	10.05 12.05 12.05 12.05 12.05	13.0460-2867.2	602867 LD2867	23517 16,6 /S LUC 23517 16,6 /S LUC
	1.6 1.6 i 16V 1.8 i 16V 1.9 JTD 2.0 i 20V 2.4 JTD			10.00 10.99 10.99 10.99 10.99	10.05 12.05 12.05 12.05 12.05	24.0110-0190.1	410190	252 10,0 9,0 +B
LANCIA MUSA (04-13)								
	1.4 1.4 1.4 1.4 LPG 1.3 D Multijet 1.3 D Multijet 1.3 D Multijet 1.6 D Multijet 1.6 D Multijet 1.9 D Multijet	57 66 70 57 51 66 70 85 88 74		07.05 10.07 10.04 11.10 10.04 09.06 08.09 07.08 06.08 10.04	12.13 12.13 12.13 12.13 12.13 12.13 12.13 12.13 12.13 12.13	13.0460-3810.2	603810 13.0460-3818.2 603818	23705 18,1 /S BOS 23706 18,1 +/WK/S BOS
	1.4 1.4 1.4 1.4 LPG 1.3 D Multijet 1.3 D Multijet 1.3 D Multijet 1.6 D Multijet 1.6 D Multijet 1.9 D Multijet	57 66 70 57 51 66 70 85 88 74		07.05 10.07 10.04 11.10 10.04 09.06 08.09 07.08 06.08 10.04	12.13 12.13 12.13 12.13 12.13 12.13 12.13 12.13 12.13 12.13	24.0122-0197.1	422197	258 22,0 20,2 V +B
	1.6 D Multijet 1.6 D Multijet	85 88		07.08 06.08	12.13 12.13	13.0460-2879.2	602879 LD2879	23601 13,7 /S LUC 23601 13,7 /S LUC
	1.6 D Multijet 1.6 D Multijet	85 88		07.08 06.08	12.13 12.13	24.0111-0119.1	411119	241 11,0 9,2 +B
	1.3 D Multijet 1.4 1.4 1.4 1.4 LPG 1.3 D Multijet 1.3 D Multijet 1.3 D Multijet 1.9 D Multijet	51 70 57 66 70 57 51 66 70 74		10.04 10.04 07.05 10.07 07.05 11.10 10.04 09.06 08.09 10.04	06.05 06.05 12.13 12.13 12.13 12.13 12.13 12.13 12.13 12.13	03.0137-0479.2	650479 03.0137-9310.2 669310	203 x 38 HEB AP Bremsbacken-Zubehör AP
	1.4 1.4 1.4 1.4 LPG 1.3 D Multijet 1.3 D Multijet 1.3 D Multijet 1.9 D Multijet	57 66 70 57 51 66 70 74		07.05 10.07 10.04 11.10 10.04 09.06 08.09 10.04	12.13 12.13 12.13 12.13 12.13 12.13 12.13 12.13	03.0137-0479.2	650479 03.0137-9310.2 669310	203 x 38 HEB AP Bremsbacken-Zubehör AP
	1.4 1.4 1.4 1.4 LPG 1.3 D Multijet	57 66 70 57 51		07.05 10.07 10.04 11.10 10.04	12.13 12.13 12.13 12.13 12.13	24.0220-3007.1	480064	203/204,7 x 48,5
	1.3 D Multijet	51		10.04	12.13	24.0222-8018.1	480078	228/230 x 48

								
LANCIA MUSA (04-13)								
	1.3 D Multijet 1.3 D Multijet 1.9 D Multijet	66 70 74		09.06 12.13 08.09 12.13 10.04 12.13		24.0222-8018.1	480078	228/230 x 48
	1.3 D Multijet 1.4	51 70		10.04 06.05 10.04 06.05		03.0520-6922.3	696922	22,20/203x38 TopKit AP
	1.3 D Multijet 1.3 D Multijet 1.3 D Multijet 1.9 D Multijet	51 66 70 74		07.05 12.13 09.06 12.13 08.09 12.13 07.05 12.13		03.0520-9120.3	699120	20,64/228x42 TopKit AP
LANCIA PHEDRA (02-10)								
	2.0 D Multijet 2.0 i 16V 2.0 JTD 2.2 JTD	100 100 80 94		07.06 09.10 08.02 09.10 08.02 09.10 08.02 09.10		13.0460-2863.2	602863	20261 19,0 +/WK/S LUC
	2.2 D Multijet 2.2 JTD	125 120		03.08 09.10 04.06 09.10		13.0460-2752.2	602752	24839 19,4 +/WK/S LUC
	3.0 i V6	150		08.02 09.10		13.0460-4995.2	604995	23575 15,6 +/WK BRE
	2.0 D Multijet 2.0 i 16V 2.0 JTD 2.2 JTD	100 100 80 94		07.06 09.10 08.02 09.10 08.02 09.10 08.02 09.10		24.0128-0136.1 24.0328-0136.1	428136 528136	285 28,0 26,0 V +B 285 28,0 26,0 V +B PD
	2.2 D Multijet 2.2 JTD 3.0 i V6	125 120 150		03.08 09.10 04.06 09.10 08.02 09.10		24.0132-0126.1	432126	310 32,0 30,0 V
	2.0 D Multijet 2.0 i 16V 2.0 JTD 2.2 D Multijet 2.2 JTD 2.2 JTD 3.0 i V6	100 100 80 125 94 120 150		07.06 09.10 08.02 09.10 08.02 09.10 03.08 09.10 08.02 09.10 04.06 09.10 08.02 09.10		13.0460-2819.2 13.0460-0072.2	602819 610072	20961 17,6 /S LUC Belagsatz-Zubehör LUC
	2.0 D Multijet 2.0 i 16V 2.0 JTD 2.2 D Multijet 2.2 JTD 2.2 JTD 3.0 i V6	100 100 80 125 94 120 150		07.06 09.10 08.02 09.10 08.02 09.10 03.08 09.10 08.02 09.10 04.06 09.10 08.02 09.10		24.0112-0156.1	412156	272 12,0 10,0 +B
	2.0 D Multijet 2.0 i 16V 2.0 JTD 2.2 D Multijet 2.2 JTD 2.2 JTD 3.0 i V6	100 100 80 125 94 120 150		07.06 09.10 08.02 09.10 08.02 09.10 03.08 09.10 08.02 09.10 04.06 09.10 08.02 09.10		24.0711-6066.3	360130	2  Radsensor L=955
LANCIA THEMA (11-)								
	3.0 V6 CRD 3.0 V6 CRD 3.6 4WD 3.6 V6 WT	140 176 210 210		09.11 09.11 09.11 09.11		03.0137-4014.2	654014	183 x 31 /Zub
LANCIA THESIS (02-07)								
	2.0 i 20V Turbo 2.4 i 20V 2.4 JTD 3.0 i V6 3.2 i V6			07.02 12.07 07.02 12.07 07.02 12.07 07.02 12.07 05.03 12.07	- gepanzerte Fahrzeuge ¹⁾	13.0460-2704.2	602704	23761 18,8 /WK/S LUC
	2.0 i 20V Turbo 2.4 i 20V 2.4 JTD 3.0 i V6 3.2 i V6			07.02 12.07 07.02 12.07 07.02 12.07 07.02 12.07 05.03 12.07	- gepanzerte Fahrzeuge ¹⁾	24.0128-0179.1	428179	306 28,0 26,0 V
	2.0 i 20V Turbo 2.4 i 20V 2.4 JTD 3.0 i V6 3.2 i V6			07.02 12.07 07.02 12.07 07.02 12.07 07.02 12.07 05.03 12.07		13.0460-2707.2 13.0470-2707.2	602707 LD2707	elektrische Feststellbremse ²⁾ elektrische Feststellbremse ²⁾ 23760 17,7 /S LUC 23760 17,7 /S LUC
	2.0 i 20V Turbo 2.4 i 20V 2.4 JTD 3.0 i V6 3.2 i V6			07.02 12.07 07.02 12.07 07.02 12.07 07.02 12.07 05.03 12.07	- gepanzerte Fahrzeuge ¹⁾	24.0122-0234.1	422234	elektrische Feststellbremse ²⁾ 281 22,0 20,2 V
LANCIA Y 10 (85-95)								
	1.0 Fire 1.0 Fire 4WD 1.1 4WD 1.1 Fire			06.85 12.95 12.86 12.95 01.90 12.95 01.90 12.95		13.0460-3940.2 13.0460-0410.2	603940 610410	20775 18,0 /WK BDX Belagsatz-Zubehör BDX
	1.0 Turbo 1.3 Fire			06.85 12.95 02.89 12.95		13.0460-2941.2	602941	20839 17,0 /WK/S LUC

¹⁾ - armoured vehicles / - veicoli blindati / - véhicules blindés / - vehículo blindado

²⁾ electric parking brake / fr.di stazionamento elettrico / frein à main électrique / freno de mano eléctrico



LANCIA Y 10 (85-95)

	1.0 Fire		06.85	12.95	24.0111-0130.1	411130			227 10,8 9,0 +B
	1.0 Fire 4WD		12.86	12.95					
	1.1 4WD		01.90	12.95	24.0112-0122.1	412122			240 12,0 10,8
	1.1 Fire		01.90	12.95					
	1.0 Turbo		06.85	12.95	03.0137-0015.2	650015			185 x 31 AUT
	1.0 Fire 4WD		12.86	12.95					
	1.0 Turbo		06.85	12.95	03.0137-0273.2	650273			185 x 31 AUT
	1.1 4WD		01.90	12.95					
	1.1 Fire		01.90	12.95	03.0137-9021.2	669021			Bremsbacken-Zubehör
	1.3 Fire		02.89	12.95					
	1.0 Fire		06.85	12.95	24.0218-5001.1	480012			185/186,8 x 36,5
	1.0 Fire 4WD		12.86	12.95					
	1.0 Turbo		06.85	12.95	03.0420-0319.3	680319			19,05/185x31 Kit
	1.1 4WD		01.90	12.95					
	1.1 Fire		01.90	12.95	03.0520-4319.3	694319			19,05/185x31 TopKit
	1.3 Fire		02.89	12.95					






























LANCIA Y (96-03)

	1.1 i		05.97	12.98	13.0460-3950.2	603950			21436 17,0
	1.2 i	44	01.96	09.00					
	1.2 i	44	10.00	07.03	13.0460-3951.2	603951			21436 16,2 /WK
	1.2 i	44	10.00	07.03	13.0460-7114.2	607114			23181 17,9 +
	1.2 i 16V	59	10.00	07.03					
	1.2 i 16V	63	05.97	09.00	13.0460-2949.2	602949			20833 17,0 +/WK/S
	1.4 i		01.99	07.03					
	1.4 i		01.96	12.98	24.0111-0119.1	411119			241 11,0 9,2 +B
	1.1 i		05.97	12.98					
	1.2 i	44	01.96	09.00	24.0112-0127.1	412127			258 12,0 10,2 +B
	1.2 i	44	10.00	07.03					
	1.2 i 16V	59	10.00	07.03	03.0137-0207.2	650207			180 x 32
	1.2 i 16V	63	05.97	09.00					
	1.4 i		01.96	12.98	03.0137-0274.2	650274			180 x 32 HEB AUT
	1.1 i		05.97	12.98					
	1.2 i	44	10.00	07.03	03.0137-9088.2	669088			Bremsbacken-Zubehör
	1.2 i 16V	63	05.97	09.00					
	1.4 i		01.96	12.98	03.0137-9179.2	669179			Bremsbacken-Zubehör
	1.1 i		05.97	12.98					
	1.2 i	44	01.96	07.03	24.0218-0011.1	480006			180/181,4 x 40
	1.2 i 16V	59	10.00	07.03					
	1.2 i 16V	63	05.97	09.00	03.0520-5120.3	695120			20,64/180x32 TopKit
	1.4 i		01.96	12.98					
	1.1 i		05.97	12.98	03.0420-5220.3	685220			20,64/180x32 Kit
	1.2 i	44	01.96	07.03					
	1.2 i 16V	59	10.00	07.03	03.0520-5220.3	695220			20,64/180x32 TopKit
	1.2 i 16V	63	05.97	09.00					
	1.4 i		01.96	12.98					



























LANCIA YPSILON (03-11)

	1.2 i	44	06.03	07.06	13.0460-2878.2	602878			24073 16,7 /S
	1.2 i 16V	59	06.03	07.06					
	1.3 JTD	51	06.03	07.06	13.0460-2724.2	602724			24073 16,7 +/WK/S
	1.4 i	57	02.06	07.06					
	1.4 i 16V	70	06.03	07.06	24.0112-0127.1	412127			258 12,0 10,2 +B
	1.2 i	44	06.03	06.11					
	1.2 i 16V	59	06.03	06.11	24.0122-0197.1	422197			258 22,0 20,2 V +B
	1.3 JTD	51	06.03	06.11					
	1.3 JTD	55	10.06	06.11	03.0137-0439.2	650439			203 x 39 HEB
	1.3 JTD	66	10.06	06.11					
	1.3 JTD	77	07.07	06.11	03.0137-9274.2	669274			Bremsbacken-Zubehör
	1.4 i	57	02.06	06.11					
	1.4 i 16V	70	06.03	06.11					
	1.3 JTD	77	07.07	06.11					























								
LANCIA YPSILON (03-11)								
	1.4 i 1.4 i 16V	57 70		02.06 06.03	06.11 06.11	03.0137-0439.2 03.0137-9274.2	650439 669274	203 x 39 HEB Bremsbacken-Zubehör BOS
	1.2 i 1.2 i 16V 1.3 JTD 1.3 JTD 1.3 JTD 1.4 i 1.4 i 16V	44 59 51 55 66 77 57 70		06.03 06.03 06.03 10.06 10.06 07.07 02.06 06.03	06.11 06.11 06.11 06.11 06.11 06.11 06.11 06.11	24.0220-3007.1	480064	203/204,7 x 48,5
	1.2 i 1.4 i	44 57		06.03 02.06	06.11 06.11	03.0520-7019.3	697019	19,05/203x39 TopKit
	1.2 i 16V 1.3 JTD 1.3 JTD 1.3 JTD 1.3 JTD 1.4 i 16V	59 51 55 66 77 70		06.03 06.03 10.06 10.06 07.07 06.03	06.11 06.11 06.11 06.11 06.11 06.11	03.0520-9320.3	699320	20,64/203x39 TopKit
LANCIA YPSILON / Chrysler Ypsilon (11-)								
	0.9 0.9 Twinair 1.3 D Multijet	59 63 70		12.13 05.11 05.11		24.0122-0197.1	422197	258 22,0 20,2 V +B
	1.2 1.2 Bifuel 1.2 Bifuel	51 49 51		05.11 05.11 04.15		24.0112-0127.1	412127	258 12,0 10,2 +B
	0.9 0.9 Twinair 1.2 1.2 Bifuel 1.2 Bifuel 1.3 D Multijet	59 63 51 49 51 70		12.13 05.11 05.11 05.11 04.15 05.11		03.0137-0479.2 03.0137-9310.2	650479 669310	203 x 38 HEB Bremsbacken-Zubehör AP AP
LANCIA ZETA (94-02)								
	2.0 i.e. 16V 2.0 i.e. Turbo 2.0 JTD 2.1 TD			05.98 06.94 09.99 06.96	09.02 09.02 09.02 09.99	13.0460-2978.2	602978	21801 19,0 +/WK/S LUC
	2.0 i.e. 16V 2.0 i.e. Turbo 2.0 JTD 2.1 TD			05.98 06.94 09.99 06.96	09.02 09.02 09.02 09.99	24.0126-0104.1	426104	281 26,0 24,2 V +B
	2.0 i.e. 16V 2.0 i.e. Turbo 2.0 JTD 2.1 TD			05.98 06.94 09.99 06.96	09.02 09.02 09.02 09.99	13.0460-7061.2	607061	21275 17,0 +/WK ATE
	2.0 i.e. 16V 2.0 i.e. Turbo 2.0 JTD 2.1 TD			05.98 06.94 09.99 06.96	09.02 09.02 09.02 09.99	24.0110-0218.1	410218	295 10,0 8,0 +B
	2.0 i.e. 16V 2.0 JTD			05.98 09.99	09.02 09.02	03.0137-0314.2 03.0137-9208.2	650314 669208	255 x 61 Bremsbacken-Zubehör
	2.0 i.e. 16V 2.0 JTD			05.98 09.99	09.02 09.02	24.0225-5003.1	480066	255/256 x 67
	2.0 i.e. 16V 2.0 JTD			05.98 09.99	09.02 09.02	03.0520-2619.3	692619	19,05/255x61 TopKit BDX
	2.0 i.e. 16V 2.0 i.e. Turbo 2.0 JTD 2.1 TD			05.98 06.94 09.99 06.96	09.02 09.02 09.02 09.99	03.0137-4018.2 03.0137-9249.2	654018 669249	180 x 30 /Zub Bremsbacken-Zubehör
LAND ROVER DEFENDER Cabrio (07-)								
	2.2 Td4 4x4 2.4 Td4 4x4	90 90		08.11 05.07		13.0460-6925.2	606925	21519 17,8 /Zub AP
	2.2 Td4 4x4 2.4 Td4 4x4	90 90		08.11 05.07	- belüftete Scheiben ¹⁾ - belüftete Scheiben ¹⁾	24.0114-0108.1	414108	299 14,0 13,0 +B
	2.2 Td4 4x4 2.4 Td4 4x4	90 90		08.11 05.07	+ belüftete Scheiben ²⁾ + belüftete Scheiben ²⁾	24.0124-0143.1	424143	299 24,0 22,0 V +B
	2.2 Td4 4x4 2.4 Td4 4x4	90 90		08.11 05.07		13.0460-6924.2	606924	23471 17,5 +/Zub AP
	2.2 Td4 4x4 2.4 Td4 4x4	90 90		08.11 05.07		24.0114-0115.1	414115	298 14,0 13,0

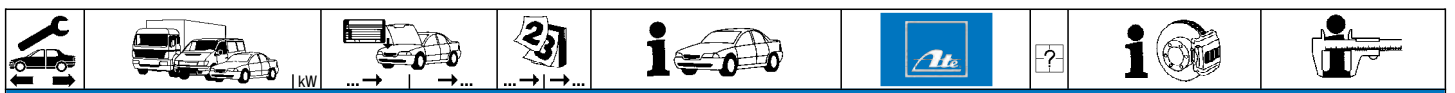
1) - ventilated discs / - dischi ventilati / - disques ventilés / - disco ventilado
2) + ventilated discs / + dischi ventilati / + disques ventilés / + disco ventilado

								
LAND ROVER DEFENDER Pick-up (07-)								
	2.2 Td4 4x4 2.4 Td4 4x4	90 90		08.11 05.07			13.0460-6925.2 606925	21519 17,8 /Zub AP
	2.2 Td4 4x4 2.4 Td4 4x4	90 90		08.11 05.07	- belüftete Scheiben ¹⁾ - belüftete Scheiben ¹⁾		24.0114-0108.1 414108	299 14,0 13,0 +B
	2.2 Td4 4x4 2.4 Td4 4x4	90 90		08.11 05.07	+ belüftete Scheiben ²⁾ + belüftete Scheiben ²⁾		24.0124-0143.1 424143	299 24,0 22,0 V +B
	2.2 Td4 4x4 2.4 Td4 4x4	90 90		08.11 05.07			13.0460-6924.2 606924	23471 17,5 +/Zub AP
	2.2 Td4 4x4 2.4 Td4 4x4	90 90		08.11 05.07			24.0114-0115.1 414115	298 14,0 13,0
LAND ROVER DEFENDER Pritsche/Fahrgestell (11-)								
	2.2 Td4 4x4	90		08.11			13.0460-6925.2 606925	21519 17,8 /Zub AP
	2.2 Td4 4x4 2.2 Td4 4x4	90 90		08.11 08.11	- belüftete Scheiben ¹⁾ + belüftete Scheiben ²⁾		24.0114-0108.1 414108 24.0124-0143.1 424143	299 14,0 13,0 +B 299 24,0 22,0 V +B
	2.2 Td4 4x4	90		08.11			13.0460-6924.2 606924	23471 17,5 +/Zub AP
	2.2 Td4 4x4	90		08.11			24.0114-0115.1 414115	298 14,0 13,0
LAND ROVER DEFENDER Station Wagon (07-)								
	2.2 Td4 4x4 2.2 Td4 4x4 2.4 Td4 4x4	90 110 90		08.11 02.15 05.07			13.0460-6925.2 606925	21519 17,8 /Zub AP
	2.2 Td4 4x4 2.2 Td4 4x4 2.4 Td4 4x4	90 110 90		08.11 02.15 05.07	- belüftete Scheiben ¹⁾ - belüftete Scheiben ¹⁾ - belüftete Scheiben ¹⁾		24.0114-0108.1 414108	299 14,0 13,0 +B
	2.2 Td4 4x4 2.2 Td4 4x4 2.4 Td4 4x4	90 110 90		08.11 02.15 05.07	+ belüftete Scheiben ²⁾ + belüftete Scheiben ²⁾ + belüftete Scheiben ²⁾		24.0124-0143.1 424143	299 24,0 22,0 V +B
	2.2 Td4 4x4 2.2 Td4 4x4 2.4 Td4 4x4	90 110 90		08.11 02.15 05.07			13.0460-6924.2 606924	23471 17,5 +/Zub AP
	2.2 Td4 4x4 2.2 Td4 4x4 2.4 Td4 4x4	90 110 90		08.11 02.15 05.07			24.0114-0115.1 414115	298 14,0 13,0
LAND ROVER DISCOVERY I (89-98)								
	2.0 16V 4x4 2.5 D 4x4 2.5 TDI 4x4 3.5 V8 4x4 3.9 V8 4x4 3.9 V8 4x4	99 90 83 113 134 136	KA034313 KA034313 KA034313 KA034313 KA034313 KA034313	09.93 07.94 09.89 09.89 09.93 07.94			13.0460-6926.2 606926	21160 19,2 +/WK/Zub AP
	2.0 16V 4x4 2.5 D 4x4 2.5 TDI 4x4 3.5 V8 4x4 3.9 V8 4x4 3.9 V8 4x4	99 MA081992 90 MA081992 83 MA081992 113 MA081992 134 MA081992 136 MA081992		10.98 10.98 10.98 06.94 10.98 10.98			13.0460-6916.2 606916 13.0460-6922.2 606922 13.0460-0154.2 610154	21459 18,5 +/WK 21459 17,5 /Zub Belagsatz-Zubehör AP AP AP
	2.0 16V 4x4 2.5 D 4x4 2.5 TDI 4x4 3.5 V8 4x4 3.9 V8 4x4 3.9 V8 4x4	99 90 83 113 134 136		09.93 07.94 09.89 09.89 09.93 07.94	10.98 10.98 10.98 06.94 10.98 10.98		24.0114-0108.1 414108 24.0124-0143.1 424143	- belüftete Scheiben ¹⁾ + belüftete Scheiben ²⁾ 299 14,0 13,0 +B 299 24,0 22,0 V +B
	2.0 16V 4x4 2.5 D 4x4 2.5 TDI 4x4 3.5 V8 4x4 3.9 V8 4x4 3.9 V8 4x4	99 90 83 113 134 136		09.93 07.94 09.89 09.89 09.93 07.94	10.98 10.98 10.98 06.94 10.98 10.98		13.0460-6917.2 606917 13.0460-0414.2 610414	21237 15,5 +/WK/Zub Belagsatz-Zubehör AP AP
	2.0 16V 4x4 2.5 D 4x4 2.5 TDI 4x4 3.5 V8 4x4 3.9 V8 4x4 3.9 V8 4x4	99 90 83 113 134 136		09.93 07.94 09.89 09.89 09.93 07.94	10.98 10.98 10.98 06.94 10.98 10.98		24.0113-0189.1 413189	290 12,5 11,7 +B
LAND ROVER DISCOVERY II (94-04)								
	2.0 16V 4x4	99		01.94 11.98			13.0460-6916.2 606916 13.0460-6922.2 606922 13.0460-0154.2 610154	21459 18,5 +/WK 21459 17,5 /Zub Belagsatz-Zubehör AP AP AP
	2.5 Td5 4x4 4.0 V8 4x4	102 136		01.99 11.98	06.04 06.04		13.0460-2720.2 602720	23452 19,0 /S LUC

¹⁾ - ventilated discs / - dischi ventilati / - disques ventilés / - disco ventilado
²⁾ + ventilated discs / + dischi ventilati / + disques ventilés / + disco ventilado

									
LAND ROVER DISCOVERY II (94-04)									
	2.0 16V 4x4	99		01.94	04.95		24.0124-0143.1	424143	299 24,0 22,0 V +B
	2.0 16V 4x4	99		05.95	11.98		24.0114-0108.1	414108	299 14,0 13,0 +B
	2.5 Td5 4x4	102		01.99	06.04		24.0125-0176.1	425176	298 25,0 22,0 V +B
	4.0 V8 4x4	136		11.98	06.04				
	2.0 16V 4x4	99		01.94	11.98		13.0460-6917.2	606917	21237 15,5 +/WK/Zub AP
	2.5 Td5 4x4	102		01.99	06.04		13.0460-0414.2	610414	
	4.0 V8 4x4	136		11.98	06.04				23458 15,6 /Zub/S LUC
	2.0 16V 4x4	99		01.94	11.98		24.0113-0189.1	413189	290 12,5 11,7 +B
	2.5 Td5 4x4	102		01.99	06.04		24.0113-0197.1	413197	305 12,6 11,7 +B
	4.0 V8 4x4	136		11.98	06.04				
LAND ROVER DISCOVERY III (04-09)									
	2.7 TD 4x4	140		07.04	07.06	- gepanzerte Fahrzeuge ¹⁾	13.0460-2728.2	602728	24191 18,1 +/WE/Zub/S LUC
	4.0 4x4	160		02.05	07.06	- gepanzerte Fahrzeuge ¹⁾	24.8190-1305.2	621305	Warnkontakt L=1147mm
	4.0 4x4	161		02.05	07.06	- gepanzerte Fahrzeuge ¹⁾			
	4.0 V6 4x4	156		10.04	07.06	- gepanzerte Fahrzeuge ¹⁾			
	4.0 V6 4x4	160		10.04	07.06	- gepanzerte Fahrzeuge ¹⁾			
	4.4 4x4	220		07.04	07.06	- gepanzerte Fahrzeuge ¹⁾			
	2.7 TD 4x4	140		08.06	08.09	- gepanzerte Fahrzeuge ¹⁾	13.0460-2728.2	602728	24191 18,1 +/WE/Zub/S LUC
	4.0 4x4	160		08.06	08.09	- gepanzerte Fahrzeuge ¹⁾	24.8190-0946.2	620946	Warnkontakt L=1175mm
	4.0 4x4	161		08.06	08.09	- gepanzerte Fahrzeuge ¹⁾			
	4.0 V6 4x4	156		08.06	08.09	- gepanzerte Fahrzeuge ¹⁾			
	4.0 V6 4x4	160		08.06	08.09	- gepanzerte Fahrzeuge ¹⁾			
	4.4 4x4	220		08.06	08.09	- gepanzerte Fahrzeuge ¹⁾			
	2.7 TD 4x4	140		07.04	08.09	- gepanzerte Fahrzeuge ¹⁾	24.0130-0178.1	430178	317 30,0 27,0 V +B
	4.0 4x4	160		02.05	08.09	- gepanzerte Fahrzeuge ¹⁾			
	4.0 4x4	161		02.05	08.09	- gepanzerte Fahrzeuge ¹⁾			
	4.0 V6 4x4	156		10.04	08.09	- gepanzerte Fahrzeuge ¹⁾			
	4.0 V6 4x4	160		10.04	08.09	- gepanzerte Fahrzeuge ¹⁾			
	4.4 4x4	220		07.04	08.09	- gepanzerte Fahrzeuge ¹⁾			
	2.7 TD 4x4	140		07.04	08.09	- gepanzerte Fahrzeuge ¹⁾	24.0130-0188.1	430188	338 30,0 27,0 V +B
	4.0 4x4	160		02.05	08.09	- gepanzerte Fahrzeuge ¹⁾	13.0460-2719.2	602719	24192 17,4 +/WE/Zub/S LUC
	4.0 4x4	161		02.05	08.09	- gepanzerte Fahrzeuge ¹⁾	24.8190-1306.2	621306	Warnkontakt L=1156mm
	4.0 V6 4x4	156		10.04	08.09	- gepanzerte Fahrzeuge ¹⁾			
	4.0 V6 4x4	160		10.04	08.09	- gepanzerte Fahrzeuge ¹⁾			
	4.4 4x4	220		07.04	08.09	- gepanzerte Fahrzeuge ¹⁾			
	2.7 TD 4x4	140		07.04	08.09	- gepanzerte Fahrzeuge ¹⁾	24.0120-0210.1	420210	325 20,0 17,0 V +B
	4.0 4x4	160		02.05	08.09	- gepanzerte Fahrzeuge ¹⁾			
	4.0 4x4	161		02.05	08.09	- gepanzerte Fahrzeuge ¹⁾			
	4.0 V6 4x4	156		10.04	08.09	- gepanzerte Fahrzeuge ¹⁾			
	4.0 V6 4x4	160		10.04	08.09	- gepanzerte Fahrzeuge ¹⁾			
	4.4 4x4	220		07.04	08.09	- gepanzerte Fahrzeuge ¹⁾			
LAND ROVER DISCOVERY IV (09-)									
	2.7 TD 4x4	140		09.09			13.0460-2728.2	602728	24191 18,1 +/WE/Zub/S LUC
	3.0 4x4	250		08.13			13.0460-2762.2	602762	25021 18,5 +/WE/Zub/S LUC
	3.0 SDV6 4x4	188		11.09					
	3.0 TD 4x4	155		05.10					
	3.0 TD 4x4	180		09.09					
	3.0 TD 4x4	183		07.12					
	3.0 TD 4x4	200		09.09					
	4.0 4x4	160		09.09					
	5.0 V8 4x4	276		09.09					
	2.7 TD 4x4	140		09.09			24.0130-0178.1	430178	317 30,0 27,0 V +B
	3.0 4x4	250	AA222221	08.13			24.0130-0195.1	430195	360 30,0 27,0 V +B
	3.0 SDV6 4x4	188	AA222221	11.09					
	3.0 TD 4x4	155	AA222221	05.10					
	3.0 TD 4x4	180	AA222221	09.09					
	3.0 TD 4x4	183	AA222221	07.12					
	3.0 TD 4x4	200	AA222221	09.09					
	4.0 4x4	160	AA222221	09.09					
	5.0 V8 4x4	276	AA222221	09.09					
	3.0 4x4	250	AA546302	08.13		- gepanzerte Fahrzeuge ¹⁾	13.0460-2731.2	602731	24192 17,1 +/WE/Zub/S LUC
	3.0 SDV6 4x4	188	AA546302	11.09		- gepanzerte Fahrzeuge ¹⁾			
	3.0 TD 4x4	155	AA546302	05.10		- gepanzerte Fahrzeuge ¹⁾			
	3.0 TD 4x4	180	AA546302	09.09		- gepanzerte Fahrzeuge ¹⁾			
	3.0 TD 4x4	183	AA546302	07.12		- gepanzerte Fahrzeuge ¹⁾			
	3.0 TD 4x4	200	AA546302	09.09		- gepanzerte Fahrzeuge ¹⁾			
	4.0 4x4	160	AA546302	09.09		- gepanzerte Fahrzeuge ¹⁾			
	5.0 V8 4x4	276	AA546302	09.09		- gepanzerte Fahrzeuge ¹⁾			
	2.7 TD 4x4	140		09.09			24.0120-0210.1	420210	325 20,0 17,0 V +B
	3.0 4x4	250		08.13		- gepanzerte Fahrzeuge ¹⁾	24.0120-0201.1	420201	350 20,0 17,0 V +B
	3.0 SDV6 4x4	188		11.09		- gepanzerte Fahrzeuge ¹⁾			
	3.0 TD 4x4	155		05.10		- gepanzerte Fahrzeuge ¹⁾			
	3.0 TD 4x4	180		09.09		- gepanzerte Fahrzeuge ¹⁾			
	3.0 TD 4x4	183		07.12		- gepanzerte Fahrzeuge ¹⁾			
	3.0 TD 4x4	200		09.09		- gepanzerte Fahrzeuge ¹⁾			
	4.0 4x4	160		09.09		- gepanzerte Fahrzeuge ¹⁾			
	5.0 V8 4x4	276		09.09		- gepanzerte Fahrzeuge ¹⁾			

¹⁾ - armoured vehicles / - veicoli blindati / - véhicule blindé / - vehículo blindado



LAND ROVER DISCOVERY SPORT (14-)										
	2.0 4WD 2.2 D 4WD 2.2 D 4WD	177 110 140		09.14 09.14 09.14			24.0711-5363.3	360377	2	Radsensor L=815
LAND ROVER FREELANDER (LN) (98-06)										
	1.8 16V 4x4 1.8 16V 4x4 2.0 DI 4x4 2.0 Td4 4x4 2.0 Td4 4x4 2.5 V6 4x4	86 88 72 80 82 130	YA999999	11.00 02.98 02.98 11.01 11.00 11.00			13.0460-5830.2	605830		23158 17,5 /Zub/S LUC
	1.8 16V 4x4 2.0 Td4 4x4 2.0 Td4 4x4 2.5 V6 4x4	86 80 82 130	1A000001 1A000001 1A000001 1A000001		10.06 10.06 10.06 10.06		13.0460-2718.2	602718		23615 18,3 /S LUC
	1.8 16V 4x4 1.8 16V 4x4 2.0 DI 4x4 2.0 Td4 4x4 2.0 Td4 4x4 2.5 V6 4x4	86 88 72 80 82 130	YA999999	11.00 02.98 02.98 11.01 11.00 11.00			24.0114-0113.1	414113		262 14,0 11,0 +B
	1.8 16V 4x4 2.0 Td4 4x4 2.0 Td4 4x4 2.5 V6 4x4	86 80 82 130	1A000001 1A000001 1A000001 1A000001		10.06 10.06 10.06 10.06		24.0121-0114.1	421114		277 21,0 18,0 V +B
	1.8 16V 4x4 1.8 16V 4x4 2.0 DI 4x4 2.0 Td4 4x4 2.0 Td4 4x4 2.5 V6 4x4	86 88 72 80 82 130	YA999999	11.00 02.98 02.98 11.01 11.00 11.00			03.0137-0440.2 03.0137-9282.2	650440 669282		254 x 39 HEB Bremsbacken-Zubehör
	1.8 16V 4x4 2.0 Td4 4x4 2.0 Td4 4x4 2.5 V6 4x4	86 80 82 130	1A000001 1A000001 1A000001 1A000001		10.06 10.06 10.06 10.06		03.0137-0480.2 03.0137-9282.2	650480 669282		254 x 45 HEB Bremsbacken-Zubehör
	1.8 16V 4x4 1.8 16V 4x4 2.0 DI 4x4 2.0 Td4 4x4 2.0 Td4 4x4 2.5 V6 4x4	86 88 72 80 82 130	YA999999	11.00 02.98 02.98 11.01 11.00 11.00			24.0225-4017.1	480182		254/255,5 x 47
	1.8 16V 4x4 2.0 Td4 4x4 2.0 Td4 4x4 2.5 V6 4x4	86 80 82 130	1A000001 1A000001 1A000001 1A000001		10.06 10.06 10.06 10.06		24.0225-4020.1	480310		254/255,5 x 56,5
LAND ROVER FREELANDER 2 (FA) (06-)										
	2.0 4x4 2.2 SD4 4x4 2.2 TD4 2.2 TD4 4x4 2.2 TD4 4x4 2.2 TD4 4x4 2.2 TD4 4x4 3.2 4x4	177 140 110 110 112 115 118 171		10.11 08.10 08.10 10.06 01.07 10.06 10.06 10.06			13.0460-7228.2 13.0470-7228.2	607228 LD7228		24123 20,3 + 24123 20,3 + ATE ATE
	2.2 SD4 4x4 2.2 TD4 2.2 TD4 4x4 2.2 TD4 4x4 2.2 TD4 4x4 2.2 TD4 4x4 3.2 4x4	140 110 110 112 115 118 171		08.10 08.10 10.06 01.07 10.06 10.06 10.06			24.0128-0154.1	428154		300 28,0 26,0 V L +S +B
	2.2 SD4 4x4 2.2 TD4 2.2 TD4 4x4 2.2 TD4 4x4 2.2 TD4 4x4 2.2 TD4 4x4 3.2 4x4	140 110 110 112 115 118 171		10.11 08.10 08.10 10.06 01.07 10.06 10.06 10.06			24.0128-0162.1 24.0328-0162.1	428162 528162		316 28,0 26,0 V L +S +B 316 28,0 26,0 V L +S +B PD
	2.0 4x4 2.2 SD4 4x4 2.2 TD4 2.2 TD4 4x4 2.2 TD4 4x4 2.2 TD4 4x4 2.2 TD4 4x4 3.2 4x4	177 140 110 110 112 115 118 171		10.11 08.10 08.10 10.06 01.07 10.06 10.06 10.06			24.0711-5205.3	360359	2	Radsensor L=880
	2.2 SD4 4x4 2.2 TD4 2.2 TD4 4x4 2.2 TD4 4x4 2.2 TD4 4x4 2.2 TD4 4x4	140 110 110 112 115 118		08.10 08.10 10.06 01.07 10.06 10.06			13.0460-2737.2	602737		24537 15,8 /Zub/S LUC
	2.2 SD4 4x4 2.2 TD4 2.2 TD4 4x4 2.2 TD4 4x4 2.2 TD4 4x4 2.2 TD4 4x4	140 110 110 112 115 118		08.10 08.10 10.06 01.07 10.06 10.06			24.0112-0186.1	412186		302 12,0 10,0 +B
	2.0 4x4 3.2 4x4	177 171	CH999999	10.11 10.06			24.0120-0218.1	420218		302 20,0 18,0 V +B


























LAND ROVER FREELANDER 2 (FA) (06-)												
	2.0 4x4	177		CH999999	10.11			24.0711-5228.3	360360	2		Radsensor L=775
	2.2 SD4 4x4	140			08.10							
	2.2 TD4	110			08.10							
	2.2 TD4 4x4	110			10.06							
	2.2 TD4 4x4	112			01.07							
	2.2 TD4 4x4	115			10.06							
	2.2 TD4 4x4	118			10.06							
	3.2 4x4	171			10.06							
2.0 4x4	177	DH000001					24.0711-5438.3	360384	2			Radsensor L=795
	2.0 4x4	177			10.11			03.0137-3017.2	653017			185 x 30
	2.2 SD4 4x4	140			08.10							
	2.2 TD4	110			08.10							
	2.2 TD4 4x4	110			10.06							
	2.2 TD4 4x4	112			01.07							
	2.2 TD4 4x4	115			10.06							
	2.2 TD4 4x4	118			10.06							
	3.2 4x4	171			10.06							

LAND ROVER RANGE ROVER II (LP) (94-02)												
	2.5 D 4x4	83			07.94	03.02		13.0460-2720.2	602720			23452 19,0 /S LUC
	2.5 TD 4x4	100			07.94	03.02						
	3.9 4x4	140			07.94	03.02						
	4.0 4x4	136			06.98	03.02						
	4.6 4x4	160			06.98	03.02						
	4.6 4x4	165			07.94	03.02						
	2.5 D 4x4	83			07.94	03.02		24.0125-0164.1	425164			297 25,0 22,0 V +B
	2.5 TD 4x4	100			07.94	03.02						
	3.9 4x4	140			07.94	03.02						
	4.0 4x4	136			06.98	03.02						
	4.6 4x4	160			06.98	03.02						
	4.6 4x4	165			07.94	03.02						
	2.5 D 4x4	83			07.94	03.02		13.0460-2721.2	602721			23458 15,6 /Zub/S LUC
	2.5 TD 4x4	100			07.94	03.02						
	3.9 4x4	140			07.94	03.02						
	4.0 4x4	136			06.98	03.02						
	4.6 4x4	160			06.98	03.02						
	4.6 4x4	165			07.94	03.02						
	2.5 D 4x4	83			07.94	03.02		24.0113-0197.1	413197			305 12,6 11,7 +B
	2.5 TD 4x4	100			07.94	03.02						
	3.9 4x4	140			07.94	03.02						
	4.0 4x4	136			06.98	03.02						
	4.6 4x4	160			06.98	03.02						
	4.6 4x4	165			07.94	03.02						

LAND ROVER RANGE ROVER III (LM) (02-12)													
	3.0 TD 6 4x4	130	5A999999		03.02		- gepanzerte Fahrzeuge ¹⁾	13.0460-7224.2	607224			23397 19,4 +/WE ATE	
	3.6 TD 8 4x4	200	5A999999		04.06		- gepanzerte Fahrzeuge ¹⁾	24.8190-0304.2	620304	1		Warnkontakt L=724mm	
	4.2 4x4	291	5A999999		05.05		- gepanzerte Fahrzeuge ¹⁾						
	4.4 4x4	210	5A999999		03.02		- gepanzerte Fahrzeuge ¹⁾						
	4.4 4x4	220	5A999999		08.04		- gepanzerte Fahrzeuge ¹⁾						
	4.4 4x4	225	5A999999		05.05		- gepanzerte Fahrzeuge ¹⁾						
	3.0 TD 6 4x4	130	6A000001		08.12		- gepanzerte Fahrzeuge ¹⁾	13.0460-2728.2	602728			24191 18,1 +/WE/Zub/S LUC	
	4.4 4x4	210	6A000001		08.12		- gepanzerte Fahrzeuge ¹⁾	24.8190-0304.2	620304	1		Warnkontakt L=724mm	
	4.4 4x4	220	6A000001		08.12		- gepanzerte Fahrzeuge ¹⁾						
	4.4 4x4	225	6A000001		08.12		- gepanzerte Fahrzeuge ¹⁾						
	3.6 TD 8 4x4	200	6A000001	9A999999		08.12	- gepanzerte Fahrzeuge ¹⁾	13.0460-4837.2	604837			20217 17,1 /WE BRE	
	4.2 4x4	291	6A000001		08.12		- gepanzerte Fahrzeuge ¹⁾	24.8190-0944.2	620944	1		Warnkontakt L=841,5mm	
	3.6 TD 8 4x4	200	BA347977		08.12		- gepanzerte Fahrzeuge ¹⁾	13.0460-2762.2	602762			25021 18,5 +/WE/Zub/S LUC	
	5.0 V8 4x4	276	BA347977		08.12		- gepanzerte Fahrzeuge ¹⁾						
		3.0 TD 6 4x4	130	5A999999		03.02		- gepanzerte Fahrzeuge ¹⁾	24.0130-0184.1	430184			344 29,9 28,4 V L +B
		3.6 TD 8 4x4	200	5A999999		04.06		- gepanzerte Fahrzeuge ¹⁾					
		4.2 4x4	291	5A999999		05.05		- gepanzerte Fahrzeuge ¹⁾					
		4.4 4x4	210			03.02	08.12	- gepanzerte Fahrzeuge ¹⁾					
4.4 4x4		220	5A999999		08.04		- gepanzerte Fahrzeuge ¹⁾						
4.4 4x4		225	5A999999		05.05		- gepanzerte Fahrzeuge ¹⁾						
	3.0 TD 6 4x4	130	6A000001		08.12		- gepanzerte Fahrzeuge ¹⁾	24.0130-0196.1	430196			344 30,0 27,0 V +B	
	4.4 4x4	220	6A000001		08.12		- gepanzerte Fahrzeuge ¹⁾						
	4.4 4x4	225	6A000001		08.12		- gepanzerte Fahrzeuge ¹⁾						
	3.6 TD 8 4x4	200	6A000001	9A999999		08.12	- gepanzerte Fahrzeuge ¹⁾	24.0130-0197.1	430197			360 30,0 27,0 V +B	
	4.2 4x4	291	6A000001		08.12		- gepanzerte Fahrzeuge ¹⁾						
	5.0 V8 4x4	276			09.09	08.12	- gepanzerte Fahrzeuge ¹⁾						
	3.0 TD 6 4x4	130	5A999999		03.02		- gepanzerte Fahrzeuge ¹⁾	13.0460-7079.2	607079			21487 17,3 +/WE ATE	
	3.6 TD 8 4x4	200	5A999999		04.06		- gepanzerte Fahrzeuge ¹⁾	13.0470-7079.2	LD7079			21487 17,3 +/WE ATE	
	4.2 4x4	291	5A999999		05.05		- gepanzerte Fahrzeuge ¹⁾	24.8190-1308.2	621308	1		Warnkontakt L=1118mm	
	4.4 4x4	210	5A999999		03.02		- gepanzerte Fahrzeuge ¹⁾						
	4.4 4x4	220	5A999999		08.04		- gepanzerte Fahrzeuge ¹⁾						
	4.4 4x4	225	5A999999		05.05		- gepanzerte Fahrzeuge ¹⁾						
	3.0 TD 6 4x4	130	6A000001		08.12		- gepanzerte Fahrzeuge ¹⁾	13.0460-2719.2	602719			24192 17,4 +/WE/Zub/S LUC	
	4.2 4x4	291	6A000001		08.12		- gepanzerte Fahrzeuge ¹⁾	24.8190-0305.2	620305	1		Warnkontakt L=1184mm	
	4.4 4x4	210	6A000001		08.12		- gepanzerte Fahrzeuge ¹⁾						
	4.4 4x4	220	6A000001		08.12		- gepanzerte Fahrzeuge ¹⁾						
	4.4 4x4	225	6A000001		08.12		- gepanzerte Fahrzeuge ¹⁾						
	3.6 TD 8 4x4	200	6A000001		08.12		- gepanzerte Fahrzeuge ¹⁾	13.0460-2731.2	602731			24192 17,1 +/WE/Zub/S LUC	
5.0 V8 4x4	276			09.09	08.12	- gepanzerte Fahrzeuge ¹⁾							

¹⁾ - armoured vehicles / - veicoli blindati / - véhicule blindé / - vehículo blindado



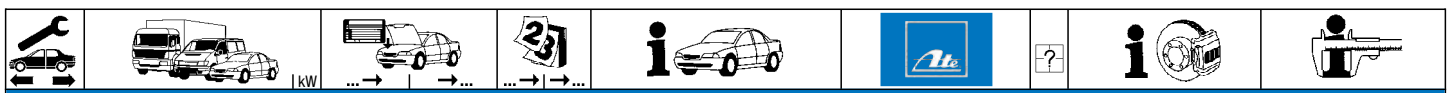
        																
LAND ROVER RANGE ROVER III (LM) (02-12)																
	3.0 TD 6 4x4	130	3A129289	03.02	- gepanzerte Fahrzeuge ¹⁾	24.0113-0197.1	413197			305 12,6 11,7 +B						
	3.6 TD 8 4x4	200	3A129289	04.06												
	4.2 4x4	291	3A129289	05.05												
	4.4 4x4	210	3A129289	03.02												
	3.0 TD 6 4x4	130	3A129290	5A999999							- gepanzerte Fahrzeuge ¹⁾	24.0112-0168.1	412168			354 11,9 10,4 +B
	3.6 TD 8 4x4	200	3A129290	9A999999												
	4.2 4x4	291	3A129290	5A999999												
	4.4 4x4	210	3A129290	5A999999												
	4.4 4x4	220		5A999999												
	4.4 4x4	225		5A999999												
3.6 TD 8 4x4	200	AA000001		08.12	- gepanzerte Fahrzeuge ¹⁾	24.0120-0200.1	420200		354 20,0 17,0 V L +B							
5.0 V8 4x4	276			09.09												
3.0 TD 6 4x4	130	6A000001		08.12												
4.2 4x4	291	6A000001		08.12												
4.4 4x4	210	6A000001		08.12												
4.4 4x4	220	6A000001		08.12												
4.4 4x4	225	6A000001		08.12												
3.0 TD 6 4x4	130			03.02						03.0137-0451.2	650451			210 x 30		
3.6 TD 8 4x4	200			04.06												
4.2 4x4	291			05.05												
4.4 4x4	210			03.02												
4.4 4x4	220			08.04												
4.4 4x4	225			05.05												
4.4 TD V8 4x4	230			07.10												
5.0 V8 4x4	276			09.09												
5.0 V8 4x4	375			09.09												
LAND ROVER RANGE ROVER IV (LG) (12-)																
	3.0 4x4	250		10.13	+ 19" Rad ²⁾	13.0460-2762.2	602762			25021 18,5 +/WE/Zub/S LUC						
	3.0 TD 4x4	183	EA000001													
LAND ROVER RANGE ROVER EVOQUE (SAL) (11-)																
	2.0 16V 4x4	177		06.11		13.0460-7228.2	607228			24123 20,3 + ATE						
	2.2 eD4	110		06.11		13.0470-7228.2	LD7228			24123 20,3 + ATE						
	2.2 SD4 4x4	140		06.11												
	2.2 TD4 4x4	110		06.11												
	2.0 16V 4x4	177		06.11		24.0128-0154.1	428154			300 28,0 26,0 V L +S +B						
	2.2 eD4	110		06.11												
	2.2 SD4 4x4	140		06.11												
	2.2 TD4 4x4	110		06.11												
	2.0 16V 4x4	177		06.11		24.0711-5363.3	360377	2		Radsensor L=815						
	2.2 eD4	110		06.11												
	2.2 SD4 4x4	140		06.11												
	2.2 TD4 4x4	110		06.11												
	2.0 16V 4x4	177		06.11		13.0460-2722.2	602722			24496 17,3 /Zub/S LUC						
	2.2 eD4	110		06.11		13.0470-2722.2	LD2722			24496 17,3 /Zub/S LUC						
	2.2 SD4 4x4	140		06.11												
	2.2 TD4 4x4	110		06.11												
	2.0 16V 4x4	177		06.11		24.0111-0145.1	411145			302 10,9 9,0 +B						
	2.2 eD4	110		06.11												
	2.2 SD4 4x4	140		06.11												
	2.2 TD4 4x4	110		06.11												
	2.0 16V 4x4	177		06.11		24.0711-5362.3	360376	2	 - Parkassistent ³⁾	Radsensor L=709						
	2.2 eD4	110		06.11												
	2.2 SD4 4x4	140		06.11												
	2.2 TD4 4x4	110		06.11												
LAND ROVER RANGE ROVER SPORT (LS) (05-13)																
	2.7 TD V6 4x4	140		02.05	10.09	13.0460-4837.2	604837	1		20217 17,1 /WE BRE						
	3.6 TD V8 4x4	200		04.06	12.09	24.8190-1307.2	621307			Warnkontakt L=1185mm						
	4.2 V8 4x4	287	6A999999	02.05	10.09											
	4.4 V8 4x4	220		02.05	10.09											
	4.2 V8 4x4	287	7A000001		10.09	13.0460-4837.2	604837			20217 17,1 /WE BRE						
						24.8190-0948.2	620948	1		Warnkontakt L=1212						
	2.7 TD V6 4x4	140	6A999999	02.05		13.0460-2728.2	602728			24191 18,1 +/WE/Zub/S LUC						
	4.4 V8 4x4	220	6A999999	02.05		24.8190-0945.2	620945	1		Warnkontakt L=1227mm						
	2.7 TD V6 4x4	140	7A000001		10.09	13.0460-2728.2	602728			24191 18,1 +/WE/Zub/S LUC						
	4.4 V8 4x4	220	7A000001		10.09	24.8190-0949.2	620949	1		Warnkontakt L=1228						
	3.0 TD V6 4x4	155		05.10	06.13	13.0460-2762.2	602762			25021 18,5 +/WE/Zub/S LUC						
	3.0 TD V6 4x4	180		09.09	06.13											
	3.0 TD V6 4x4	183		08.12	06.13											
	3.0 TD V6 4x4	188		06.11	06.13											
	3.6 TD V8 4x4	200		01.10	06.13											
	5.0 V8 4x4	276		07.09	06.13											
	5.0 V8 4x4	372		04.09	06.13											
	5.0 V8 4x4	375		09.09	06.13											
	2.7 TD V6 4x4	140		02.05	10.09						+ 17" Rad ⁴⁾	24.0130-0178.1	430178		317 30,0 27,0 V +B	
	4.4 V8 4x4	220		02.05	10.09						+ 17" Rad ⁴⁾	24.0130-0188.1	430188		338 30,0 27,0 V +B	
2.7 TD V6 4x4	140		02.05	10.09	+ 18"/19" Rad	24.0130-0195.1	430195		360 30,0 27,0 V +B							
3.0 TD V6 4x4	155	AA215622		05.10												
3.0 TD V6 4x4	180	AA215622		09.09												
3.0 TD V6 4x4	183	AA215622		08.12												
3.0 TD V6 4x4	188	AA215622		06.11												

¹⁾ - armoured vehicles / - veicoli blindati / - vehicules blindé / - vehículo blindado

²⁾ + 19" wheel / + ruota 19" / + roue 19" / + rueda 19"

³⁾ - parking assistant / - assistente di parcheggio / - assistance au stationnement / - asistente de aparcamiento

⁴⁾ + 17" wheel / + ruota 17" / + roue 17" / + rueda 17"



LAND ROVER RANGE ROVER SPORT (LS) (05-13)										
	3.6 TD V8 4x4	200		04.06	06.13	24.0130-0195.1	430195			360 30,0 27,0 V +B
	4.2 V8 4x4	287		02.05	10.09					
	4.4 V8 4x4	220		02.05	10.09					
	5.0 V8 4x4	276		07.09						
	5.0 V8 4x4	372	AA215622	04.09						
	5.0 V8 4x4	375	AA215622	09.09						
	2.7 TD V6 4x4	140		02.05	10.09	13.0460-2719.2	602719			24192 17,4 +/WE/Zub/S LUC
	3.6 TD V8 4x4	200		04.06	06.13	24.8190-1306.2	621306	1		Warnkontakt L=1156mm
	4.2 V8 4x4	287		02.05	10.09					
	4.4 V8 4x4	220		02.05	10.09					
	3.0 TD V6 4x4	155		05.10	06.13	13.0460-2731.2	602731			24192 17,1 +/WE/Zub/S LUC
	3.0 TD V6 4x4	180		09.09	06.13					
	3.0 TD V6 4x4	183		08.12	06.13					
	3.0 TD V6 4x4	188		06.11	06.13					
	5.0 V8 4x4	276		07.09	06.13					
	5.0 V8 4x4	372		04.09	06.13					
	2.7 TD V6 4x4	140		02.05	10.09	24.0120-0210.1	420210			325 20,0 17,0 V +B
	2.7 TD V6 4x4	140		02.05	10.09	24.0120-0201.1	420201			350 20,0 17,0 V +B
	3.0 TD V6 4x4	155		05.10	06.13					
	3.0 TD V6 4x4	180		09.09	06.13					
	3.0 TD V6 4x4	183		08.12	06.13					
	3.0 TD V6 4x4	188		06.11	06.13					
	3.6 TD V8 4x4	200		04.06	06.13					
	4.2 V8 4x4	287		02.05	10.09					
	4.4 V8 4x4	220		02.05	10.09					
	5.0 V8 4x4	276		07.09	06.13					
	5.0 V8 4x4	372		04.09	06.13					

LAND ROVER RANGE ROVER SPORT (LW) (13-)										
	3.0 TD 4x4	155		04.13		13.0460-2762.2	602762			25021 18,5 +/WE/Zub/S LUC
	3.0 TD 4x4	183		04.13						
	3.0 TD 4x4	190		04.13						
	3.0 TD 4x4	215		04.13						
	3.0 TD 4x4	225		09.14						
	3.0 V6 4x4	250		04.13						

LEXUS CT 200 (11-)										
	200h (ZWA10)	73		03.11		13.0460-5617.2	605617			24451 15,6 /Zub
	200h (ZWA10)	73		03.11		24.0125-0196.1	425196			255 25,0 22,0 V +B
	200h (ZWA10)	73		03.11		13.0460-5769.2	605769			24610 15,0 +/WK
	200h (ZWA10)	73		03.11	Typ B ³⁾	24.0110-0364.1	410364			279 10,0 8,5 +B
	200h (ZWA10)	73		03.11	Typ E ⁴⁾	24.0109-0163.1	409163			259 9,0 7,5 +B

LEXUS ES 300/330 (96-06)										
	3.0 V6	140		10.96	07.01	24.0128-0115.1	428115			275 28,0 26,0 V +B
	3.0 V6	140		10.96	07.01	13.0460-5840.2	605840			21833 15,0 +/WK AKE
	3.0 V6	157		08.01	10.06	13.0460-5738.2	605738			23702 15,1 /Zub
	3.0 V6	158		10.01	10.06					
	3.3 V6	168		06.03	10.06					

LEXUS ES 350 (06-12)										
	3.5 V6	204		03.06	06.12	13.0460-5764.2	605764			24350 17,3 /Zub AKE
	3.5 V6	204		03.06	06.12	24.0128-0159.1	428159			296 28,0 25,0 V +B
	3.5 V6	204		03.06	06.12	13.0460-5765.2	605765			24338 15,5 AKE
	3.5 V6	204		03.06	06.12	03.0137-0402.2	650402			170 x 40
























LEXUS ES 250/300/350 (GSV,ASV,AVV) (12-)										
	2.5 VVTi	135		06.12		13.0460-5764.2	605764			24350 17,3 /Zub AKE
	3.5 VVTi	204		06.12						
	300h Hybrid	118		06.12						
	2.5 VVTi	135		06.12		24.0128-0159.1	428159			296 28,0 25,0 V +B
	3.5 VVTi	204		06.12						
	300h Hybrid	118		06.12						
	2.5 VVTi	135		06.12		13.0460-5765.2	605765			24338 15,5 AKE
	3.5 VVTi	204		06.12						
	300h Hybrid	118		06.12						

































¹⁾ + 17" wheel / + ruota 17" / + roue 17" / + rueda 17"



















²⁾ + 19" wheel / + ruota 19" / + roue 19" / + rueda 19"

³⁾ type B / tipo B / type B / tipo B

⁴⁾ type E / tipo E / type E / tipo E



























									
LEXUS GS 300 (93-97)									
	300 (JZS147)	156		03.93	08.97		03.0137-0400.2 03.0137-9272.2	650400 669272	190 x 45 Bremsbacken-Zubehör
LEXUS GS 300 (97-05)									
	3.0 i V6 (JZS160)	161		10.00	03.05		24.0132-0701.1	432701	296 32,0 30,0 V +B
	3.0 i V6 (JZS160)	163		08.97	10.00				
	4.0 i V8 (JZS160)	216		12.97	11.00				
	3.0 i V6 (JZS160)	161		10.00	03.05		13.0460-5748.2	605748	23429 15,5 /WK
	3.0 i V6 (JZS160)	163		08.97	10.00				
	4.0 i V8 (JZS160)	216		12.97	11.00				
	3.0 i V6 (JZS160)	161		10.00	03.05		24.0112-0703.1	412703	307 12,0 10,5 +B
	3.0 i V6 (JZS160)	163		08.97	10.00				
	4.0 i V8 (JZS160)	216		12.97	11.00				
	3.0 i V6 (JZS160)	161		10.00	03.05		03.0137-0400.2 03.0137-9272.2	650400 669272	190 x 45 Bremsbacken-Zubehör
	3.0 i V6 (JZS160)	163		08.97	10.00				
	4.0 i V8 (JZS160)	216		12.97	11.00				
LEXUS GS 430 (00-05)									
	4.3 i V8 (UZS161)	208		11.00	10.01		24.0132-0701.1	432701	296 32,0 30,0 V +B
	4.3 i V8 (UZS161)	208		11.00	03.05		13.0460-5748.2	605748	23429 15,5 /WK
	4.3 i V8 (UZS161)	208		11.00	03.05		24.0112-0703.1	412703	307 12,0 10,5 +B
	4.3 i V8 (UZS161)	208		11.00	03.05		03.0137-0400.2 03.0137-9272.2	650400 669272	190 x 45 Bremsbacken-Zubehör
LEXUS GS (GRS_, GWS_) (05-11)									
	3.0 VVTi	170		04.05	11.11		13.0460-5789.2	605789	20325 17,2 +/WK
	3.0 VVTi	183		04.05	11.11				
	350	226		04.08	11.11				
	350	232		05.08	11.11				
	350 AWD	226		04.08	11.11				
	350 AWD	232		05.08	11.11				
	4.3 VVTi	208		04.05	11.11				
	4.3 VVTi	221		04.05	11.11				
	450 h	218		02.06	11.11				
	450 h	254		02.06	11.11				
	460	255		05.08	11.11				
	3.0 VVTi	170		04.05	11.11		24.0130-0201.1	430201	334 30,0 27,0 V +B
	3.0 VVTi	183		04.05	11.11		24.0130-0202.1	430202	334 30,0 27,0 V +B
	4.3 VVTi	208		04.05	11.11				
	4.3 VVTi	221		04.05	11.11				
	450 h	218		02.06	11.11				
	450 h	254		02.06	11.11				
	460	255		05.08	11.11				
	350	226		04.08	09.08		24.0130-0201.1	430201	334 30,0 27,0 V +B
	350	232		05.08	09.08				
	350 AWD	226		04.08	09.08				
	350 AWD	232		05.08	09.08				
	3.0 VVTi	170		04.05	11.11		13.0460-5790.2	605790	24323 15,5 +/WK
	3.0 VVTi	183		04.05	11.11				
	350	226		04.08	11.11				
	350	232		05.08	11.11				
	350 AWD	226		04.08	11.11				
	350 AWD	232		05.08	11.11				
	4.3 VVTi	208		04.05	11.11				
	4.3 VVTi	221		04.05	11.11				
	450 h	218		02.06	11.11				
	450 h	254		02.06	11.11				
	3.0 VVTi	170		04.05	11.11		24.0118-0147.1	418147	310 18,0 16,5 V +B
	3.0 VVTi	183		04.05	11.11				
	350	226		04.08	11.11				
	350	232		05.08	11.11				
	350 AWD	226		04.08	11.11				
	350 AWD	232		05.08	11.11				
	4.3 VVTi	208		04.05	11.11				
	4.3 VVTi	221		04.05	11.11				
	450 h	218		02.06	11.11				
	450 h	254		02.06	11.11				
	460	255		05.08	11.11				
LEXUS GS (GRL1_, GWL1_) (12-)									
	GS 250	154		01.12			13.0460-5789.2	605789	20325 17,2 +/WK
	GS 250	158		01.12					
	GS 300 h	133		10.13			13.0460-5789.2	605789	20325 17,2 +/WK
	GS 350	234		01.12					
	GS 350 AWD	234		01.12					
	GS 450 h	215		01.12			13.0460-5789.2	605789	20325 17,2 +/WK
	GS 450 h	217		01.12					

								
LEXUS GS (GRL1_, GWL1_) (12-)								
	GS 250 GS 250	154 158	01.12 01.12		24.0130-0201.1 24.0130-0202.1	430201 430202		334 30,0 27,0 V +B 334 30,0 27,0 V +B
LEXUS GX 470 (J12) (01-09)								
	4.7 V8 4.7 V8	175 199	11.01 11.01	11.09 11.09	13.0460-5747.2	605747		24024 17,0 +/WK
	4.7 V8 4.7 V8	175 199	11.01 11.01	11.09 11.09	24.0128-0194.1	428194		338 28,0 26,0 V +B
	4.7 V8 4.7 V8	175 199	11.01 11.01	11.09 11.09	13.0460-5744.2	605744		21947 15,4
	4.7 V8 4.7 V8	175 199	11.01 11.01	11.09 11.09	24.0118-0709.1	418709		312 18,0 16,0 V +B
	4.7 V8 4.7 V8	175 199	11.01 11.01	11.09 11.09	03.0137-3007.2	653007		209 x 45
LEXUS GX 470 (URJ15) (09-)								
	4.7 V8 4.7 V8	218 225	11.09 01.10		13.0460-5747.2	605747		24024 17,0 +/WK
	4.7 V8 4.7 V8	218 225	11.09 01.10		13.0460-5744.2	605744		21947 15,4
	4.7 V8 4.7 V8	218 225	11.09 01.10		03.0137-3007.2	653007		209 x 45
LEXUS HS 250 (ANF) (09-)								
	250h Hybrid	110	09.09		13.0460-5767.2	605767		24336 17,5 AKE
	250h Hybrid	110	09.09		24.0125-0178.1	425178		275 25,0 22,0 V +B
	250h Hybrid	110	09.09		13.0460-5765.2	605765		24338 15,5 AKE
	250h Hybrid	110	09.09		24.0112-0714.1	412714		281 12,0 10,5 +B
	250h Hybrid	110	09.09		03.0137-3012.2	653012		172 x 32
LEXUS IS 200 (99-05)								
	2.0 i V6 (GXE10) 3.0 i V6 (JCE10)	114 157	04.99 09.01	09.05 09.05	24.0132-0701.1	432701		296 32,0 30,0 V +B
	2.0 i V6 (GXE10) 3.0 i V6 (JCE10)	114 157	04.99 09.01	09.05 09.05	13.0460-5748.2	605748		23429 15,5 /WK
	2.0 i V6 (GXE10) 3.0 i V6 (JCE10)	114 157	04.99 09.01	09.05 09.05	24.0112-0703.1	412703		307 12,0 10,5 +B
	2.0 i V6 (GXE10) 3.0 i V6 (JCE10)	114 157	04.99 09.01	09.05 09.05	03.0137-0400.2 03.0137-9272.2	650400 669272		190 x 45 Bremsbacken-Zubehör
LEXUS IS 200/220/250/350 (05-)								
	200 d (ALE20) 220 d (ALE20) 250 (GSE20) 250 (GSE20)	110 130 153 158	07.10 10.05 10.05 11.10		13.0460-5770.2	605770		23983 17,0
	200 d (ALE20) 220 d (ALE20) 250 (GSE20) 250 (GSE20)	110 130 153 158	07.10 10.05 10.05 11.10		24.0128-0740.1	428740		296 28,0 26,0 V +B
	200 d (ALE20) 220 d (ALE20) 250 (GSE20) 250 (GSE20)	110 130 153 158	07.10 10.05 10.05 11.10		13.0460-5790.2	605790		24323 15,5 +/WK
	220 d (ALE20) 250 (GSE20)	130 153	10.05 10.05	06.06 06.06	24.0110-0335.1	410335		291 10,0 8,5 +B
	200 d (ALE20) 220 d (ALE20) 250 (GSE20) 250 (GSE20)	110 130 153 158	07.10 07.06 07.06 11.10		24.0118-0147.1	418147		310 18,0 16,5 V +B

































LEXUS IS 250/300 (13-)		LEXUS LS 400 (94-00)		LEXUS LS 460 (06-)		LEXUS LS 600 (07-)		LEXUS LX 470 (98-08)		LEXUS LX 570 (URJ) (07-)		LEXUS NX (14-)		LEXUS RC (14-)		LEXUS RX 300 (MCU_) (00-03)	
	250 (GSE30) 300h ((AVE30))	153 133	04.13 04.13		F-Sport ¹⁾	13.0460-5770.2	605770										23983 17,0
	250 (GSE30) 300h ((AVE30))	153 133	04.13 04.13			24.0128-0740.1	428740										296 28,0 26,0 V +B
	4.0 i V8 4.0 i V8 4.0 i V8 4.0 i V8	194 203 209 216	12.94 09.98 09.97 10.97	08.97 07.00 09.98 07.00		03.0137-0400.2	650400										190 x 45
	4.6 VVTi 4.6 VVTi 4.6 VVTi 4.6 VVTi AWD	255 280 283 270	05.08 04.06 12.08 12.08	08.09 08.09 08.09 08.09		13.0460-5607.2	605607										24245 18,5 /WE/Zub
	4.6 VVTi 4.6 VVTi 4.6 VVTi 4.6 VVTi 4.6 VVTi AWD 4.6 VVTi AWD 4.6 VVTi AWD	255 270 280 283 270 272 283	05.08 10.09 04.06 12.08 12.08 09.12 10.09			13.0460-5608.2	605608										24244 18,5 /WE/Zub
	600h Hybrid	290	08.07			13.0460-5607.2	605607										24245 18,5 /WE/Zub
	600h Hybrid	290	08.07			13.0460-5608.2	605608										24244 18,5 /WE/Zub
	4.7 V8 4x4 (UZJ100) 4.7 V8 4x4 (UZJ100) 4.7 V8 4x4 (UZJ100) 4.7 V8 4x4 (UZJ100)	170 173 197 202	05.98 09.01 05.98 08.02	03.08 03.08 10.02 03.08		13.0460-5746.2	605746										23524 17,4 +/WK SUM
	4.7 V8 4x4 (UZJ100) 4.7 V8 4x4 (UZJ100) 4.7 V8 4x4 (UZJ100) 4.7 V8 4x4 (UZJ100)	170 173 197 202	05.98 09.01 05.98 08.02	03.08 03.08 10.02 03.08		24.0132-0148.1	432148										313 32,0 30,0 V +B
	4.7 V8 4x4 (UZJ100) 4.7 V8 4x4 (UZJ100) 4.7 V8 4x4 (UZJ100) 4.7 V8 4x4 (UZJ100)	170 173 197 202	05.98 09.01 05.98 08.02	03.08 03.08 10.02 03.08		13.0460-5749.2	605749										23539 17,3
	4.7 V8 4x4 (UZJ100) 4.7 V8 4x4 (UZJ100) 4.7 V8 4x4 (UZJ100) 4.7 V8 4x4 (UZJ100)	170 173 197 202	05.98 09.01 05.98 08.02	03.08 03.08 10.02 03.08		24.0118-0143.1	418143										329 18,0 16,0 V +B
	4.7 V8 4x4 (UZJ100) 4.7 V8 4x4 (UZJ100) 4.7 V8 4x4 (UZJ100) 4.7 V8 4x4 (UZJ100)	170 173 197 202	05.98 09.01 05.98 08.02	03.08 03.08 10.02 03.08		03.0137-3008.2	653008										230 x 45
	5.7 V8 4x4 5.7 V8 4x4	270 282	11.07 11.07			13.0460-5619.2	605619										24653 17,3 /Zub
	200t AWD 300h 300h AWD	175 114 114	07.14 07.14 07.14			13.0460-5634.2 13.0470-5634.2	605634 LD5634										24452 17,5 /Zub 24452 17,5 /Zub 24452 17,5 /Zub
	RC 350	234	09.14			13.0460-5789.2	605789						+ Sportfahrwerk ²⁾				20325 17,2 +/WK
	300 V6 300 V6 4x4	148 148	07.00 10.00	03.03 05.03		13.0460-5882.2	605882										23703 17,9 /WK
	300 V6 300 V6 4x4 300 V6 4x4	148 148 164	07.00 10.00 10.00	03.03 05.03 05.03		24.0128-0186.1	428186										296 28,0 26,0 V +B
	300 V6 300 V6 4x4 300 V6 4x4	148 148 164	07.00 10.00 10.00	03.03 05.03 05.03		13.0460-5840.2	605840										21833 15,0 +/WK AKE

¹⁾ F Sport / F Sport / F Sport / F Sport



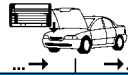















²⁾ + sports suspension / + sospensione sportiva / + châssis de sport / + suspensión deportiva

								
LEXUS RX 300 (MCU_) (00-03)								
	300 V6 300 V6 4x4 300 V6 4x4	148 148 164		07.00 10.00 10.00	03.03 05.03 05.03	24.0110-0712.1	410712	288 10,0 8,5 +B
	300 V6 300 V6 4x4 300 V6 4x4	148 148 164		07.00 10.00 10.00	03.03 05.03 05.03	03.0137-0402.2	650402	170 x 40
LEXUS RX 300/350/400 (MCU_) (03-08)								
	3.3 3.3 AWD 300 AWD 350 350 AWD 400h 400h AWD	171 171 150 203 203 155 155		05.03 05.03 05.03 02.06 02.06 09.05 09.04	01.06 12.08 12.08 12.08 12.08 12.08 12.08	13.0460-5750.2	605750	23734 16,8
	3.3 3.3 AWD 300 AWD 350 350 AWD 400h 400h AWD	171 171 150 203 203 155 155		05.03 05.03 05.03 02.06 02.06 09.05 09.04	01.06 12.08 12.08 12.08 12.08 12.08 12.08	24.0128-0753.1	428753	319 28,0 26,0 V +B
	3.3 3.3 AWD 300 AWD 350 350 AWD 400h 400h AWD	171 171 150 203 203 155 155		05.03 05.03 05.03 02.06 02.06 09.05 09.04	01.06 12.08 12.08 12.08 12.08 12.08 12.08	13.0460-5734.2	605734	23967 15,1 SUM
	3.3 3.3 AWD 300 AWD 350 350 AWD 400h 400h AWD	171 171 150 203 203 155 155		05.03 05.03 05.03 02.06 02.06 09.05 09.04	01.06 12.08 12.08 12.08 12.08 12.08 12.08	24.0110-0316.1	410316	288 10,0 8,5 +B
LEXUS RX 270/350/450 (GYL_) (09-)								
	270 350 350 AWD 350 AWD 450h 450h AWD	138 206 204 206 183 183		01.09 01.09 01.09 01.09 01.09 01.09		13.0460-5634.2 13.0470-5634.2	605634 LD5634	24452 17,5 /Zub ADV 24452 17,5 /Zub ADV
	270 350 350 AWD 350 AWD 450h 450h AWD	138 206 204 206 183 183		01.09 01.09 01.09 01.09 01.09 01.09		13.0460-5635.2 13.0470-5635.2	605635 LD5635	24918 15,0 AKE 24918 15,0 AKE
LEXUS SC 430 (UZZ40) (01-10)								
	4.3 V8 4.3 V8 4.3 V8	210 215 244		05.01 05.01 05.01	10.01 10.01 10.01	24.0132-0701.1	432701	296 32,0 30,0 V +B
	4.3 V8 4.3 V8 4.3 V8	210 215 244		05.01 05.01 05.01	07.10 07.10 07.10	13.0460-5748.2	605748	23429 15,5 /WK
	4.3 V8 4.3 V8 4.3 V8	210 215 244		05.01 05.01 05.01	07.10 07.10 07.10	24.0112-0703.1	412703	307 12,0 10,5 +B
	4.3 V8 4.3 V8 4.3 V8	210 215 244		05.01 05.01 05.01	07.10 07.10 07.10	03.0137-0400.2	650400	190 x 45
MAYBACH (W240) (02-12)								
	5.5 V12 (57) 5.5 V12 L (62) 6.0 V12 (57S)			06.02 06.02 09.05	12.12 12.12 12.12	24.8190-0410.2	620410	2 Warnkontakt L=97,5mm
	5.5 V12 (57) 5.5 V12 L (62) 6.0 V12 (57S)			06.02 06.02 09.05	12.12 12.12 12.12	24.8190-0410.2	620410	1 Warnkontakt L=97,5mm
MAZDA 121 (91-96)								
	1.3 16V (DB1)			04.91	02.96	13.0460-5944.2 13.0460-0339.2	605944 610339	21654 15,0 +/WK SUM Belagsatz-Zubehör SUM
	1.3 16V (DB1) 1.3 16V (DB1)			04.91 04.91	02.96 + Schaltgetriebe ¹⁾ 02.96 + Automatikgetriebe ²⁾	24.0112-0147.1 24.0118-0113.1	412147 418113	235 12,0 10,0 235 18,0 16,0 V +B
	1.3 16V (DB1)			04.91	02.96	03.0137-0263.2 03.0137-9186.2	650263 669186	180 x 31 Bremsbacken-Zubehör




















¹⁾ + manual transmission / + scatola cambio velocità / + transmission mécanique / + cambio de velocidad
²⁾ + autom.transmission / + scatola cambio automatico / + transmission automatique / + cambio automático

									
MAZDA 121 (96-03)									
	1.25 i 16V	55	03.96	01.00	+ Schaltgetriebe ¹⁾	13.0460-7073.2	607073	21202 16,9 +	ATE
	1.3 i	37	03.96	01.00					
	1.3 i	44	03.96	01.00					
	1.8 D	44	03.96	01.00					
	1.25 i 16V	55	03.96	01.00	+ Automatikgetriebe ²⁾	13.0460-7071.2	607071	20640 17,5 +	ATE
	1.25 i 16V	55	02.00	03.03		13.0460-7148.2	607148	- ABS	ATE
	1.3 i	37	02.00	03.03		13.0460-7142.2	607142	+ ABS	ATE
	1.3 i	44	02.00	03.03					
	1.25 i 16V	55	03.96	01.00	+ Schaltgetriebe ¹⁾	24.0112-0141.1	412141	239 12,0 10,0 +B	
	1.3 i	37	03.96	01.00		24.0312-0141.1	512141	239 12,0 10,0 +B PD	
	1.3 i	44	03.96	01.00					
	1.8 D	44	03.96	01.00					
	1.25 i 16V	55	03.96	01.00	+ Automatikgetriebe ²⁾	24.0120-0147.1	420147	240 20,0 18,0 V +B	
	1.25 i 16V	55	02.00	03.03		24.0320-0147.1	520147	240 20,0 18,0 V +B PD	
	1.25 i 16V	55	02.00	03.03		24.0120-0147.1	420147	- ABS	
	1.3 i	37	02.00	03.03		24.0320-0147.1	520147	- ABS	
	1.3 i	44	02.00	03.03		24.0122-0172.1	422172	+ ABS	
	1.8 D	44	02.00	03.03		24.0322-0172.1	522172	+ ABS	
	1.25 i 16V	55	03.96	03.03		24.0711-1367.1	360024	2 	Radsensor L=875
	1.3 i	37	03.96	03.03					
	1.3 i	44	03.96	03.03					
	1.8 D	44	03.96	03.03					
	1.25 i 16V	55	03.96	11.98		24.0751-1173.3	360048	1 	Radsensor L=785/800
	1.3 i	37	03.96	11.98					
	1.3 i	44	03.96	11.98					
	1.8 D	44	03.96	11.98					
	1.25 i 16V	55	12.98	03.03		24.0713-1121.3	360036	1 	Radsensor L=785/800
	1.3 i	37	12.98	03.03					
	1.3 i	44	12.98	03.03					
	1.8 D	44	12.98	03.03					
	1.25 i 16V	55	03.96	01.00		03.0137-0337.2	650337		180 x 32 HEB
	1.3 i	37	03.96	01.00		03.0137-9217.2	669217		Bremsbacken-Zubehör
	1.3 i	44	03.96	01.00					LUC
	1.8 D	44	03.96	01.00					LUC
	1.25 i 16V	55	02.00	03.03		03.0137-0412.2	650412	- ABS	180 x 32 HEB
	1.3 i	37	02.00	03.03		03.0137-9179.2	669179	- ABS	Bremsbacken-Zubehör
	1.3 i	44	02.00	03.03		03.0137-0394.2	650394	+ ABS	203 x 38 HEB
	1.8 D	44	02.00	03.03		03.0137-9259.2	669259	+ ABS	Bremsbacken-Zubehör
	1.25 i 16V	55	03.96	01.00		24.0218-0024.2	480079	ohne Sensorring ³⁾	180/181 x 44 - Lager
	1.3 i	37	03.96	01.00		24.0218-0724.2	480206	ohne Sensorring ³⁾	180/181 x 44 + Lager
	1.3 i	44	03.96	01.00					
	1.8 D	44	03.96	01.00					
	1.25 i 16V	55	02.00	03.03		24.0218-0024.2	480079	- ABS	180/181 x 44 - Lager
	1.3 i	37	02.00	03.03		24.0218-0724.2	480206	- ABS	180/181 x 44 + Lager
	1.3 i	44	02.00	03.03		24.0220-3009.2	480080	+ ABS/ ohne Sensorring ⁴⁾	203/204 x 49
	1.8 D	44	02.00	03.03					
	1.25 i 16V	55	03.96	01.00	+ Schaltgetriebe ¹⁾	03.0520-3617.3	693617		17,78/180x32 TopKit
	1.3 i	37	03.96	01.00					LUC
	1.3 i	44	03.96	01.00					
	1.8 D	44	03.96	01.00					
	1.25 i 16V	55	02.00	03.03	+ Schaltgetriebe ¹⁾	03.0520-6219.3	696219	- ABS	19,05/180x32 TopKit
	1.3 i	37	02.00	03.03		03.0520-6319.3	696319	+ ABS	19,05/203x38 TopKit
	1.3 i	44	02.00	03.03					AP
	1.8 D	44	02.00	03.03					AP
	1.25 i 16V	55	03.96	03.03	+ Automatikgetriebe ²⁾	03.0520-5519.3	695519		19,05/180x32 TopKit
	1.3 i	37	03.96	03.03					LUC
MAZDA 2 (DY) (03-07)									
	1.2 16V	55	02.03	09.07		13.0460-7142.2	607142	23604 18,3 +	ATE
	1.25 16V	55	04.03	09.07					
	1.3 16V	67	04.03	09.07					
	1.4 16V	59	02.03	09.07					
	1.4 CD	50	04.03	09.07					
	1.5 16V	82	04.03	09.07					
	1.6 16V	74	02.03	09.07					
	1.2 16V	55	02.03	09.07		24.0122-0172.1	422172	258 22,0 20,0 V +B	
	1.25 16V	55	04.03	09.07		24.0322-0172.1	522172	258 22,0 20,0 V +B PD	
	1.3 16V	67	04.03	09.07					
	1.4 16V	59	02.03	09.07					
	1.4 CD	50	04.03	09.07					
	1.5 16V	82	04.03	09.07					
	1.6 16V	74	02.03	09.07					
	1.2 16V	55	02.03	09.07		24.0711-6118.3	360188	2 	Radsensor L=937/958
	1.25 16V	55	04.03	09.07					
	1.3 16V	67	04.03	09.07					
	1.4 16V	59	02.03	09.07					
	1.4 CD	50	04.03	09.07					
	1.5 16V	82	04.03	09.07					
	1.6 16V	74	02.03	09.07					
	1.2 16V	55	02.03	09.07		03.0137-0394.2	650394		203 x 38 HEB
	1.25 16V	55	04.03	09.07		03.0137-9259.2	669259		Bremsbacken-Zubehör
	1.3 16V	67	04.03	09.07					
	1.4 16V	59	02.03	09.07					
	1.4 CD	50	04.03	09.07					
	1.4 16V	59	02.03	09.07					
	1.4 CD	50	04.03	09.07					

1) + manual transmission / + scatola cambio velocità / + transmission mécanique / + cambio de velocidad
2) + autom.transmission / + scatola cambio automatico / + transmission automatique / + cambio automático
3) without sensor ring / senza sensori / sans secours ABS / sin anillo sensor ABS
4) + ABS/ without sensor ring / + ABS/ senza sensore / + ABS/ sans secours ABS / + ABS/ sin anillo sensor ABS

								
MAZDA 2 (DY) (03-07)								
	1.5 16V 1.6 16V	82 74		04.03 02.03	09.07 09.07	03.0137-0394.2 03.0137-9259.2	650394 669259	203 x 38 HEB Bremsbacken-Zubehör
	1.2 16V 1.25 16V 1.3 16V 1.4 16V 1.4 CD 1.5 16V 1.6 16V	55 55 67 59 50 82 74		02.03 04.03 04.03 02.03 04.03 04.03 02.03	09.07 09.07 09.07 09.07 09.07 09.07 09.07	03.0520-6319.3	696319	19,05/203x38 TopKit AP
MAZDA 2 (DE) (07-14)								
	1.3 16V 1.3 16V 1.3 MZR 1.4 MZR-CD 1.5 16V 1.5 MZR 1.6 MZ-CD 1.6 MZ-CD	55 63 62 50 76 75 66 70		10.07 10.07 01.10 01.08 10.07 06.11 10.08 06.11	12.14 12.14 12.14 12.14 12.14 12.14 12.14 12.14	13.0460-5794.2	605794	24283 15,5 +WK/Zub/S LUC
	1.3 16V 1.3 16V 1.3 MZR 1.4 MZR-CD 1.5 16V 1.5 MZR 1.6 MZ-CD 1.6 MZ-CD	55 63 62 50 76 75 66 70		10.07 10.07 01.10 01.08 10.07 06.11 10.08 06.11	12.14 12.14 12.14 12.14 12.14 12.14 12.14 12.14	24.0123-0112.1	423112	258 23,0 21,0 V L +B
	1.3 16V 1.3 16V 1.3 MZR 1.4 MZR-CD 1.5 16V 1.5 MZR 1.6 MZ-CD 1.6 MZ-CD	55 63 62 50 76 75 66 70		10.07 10.07 01.10 01.08 10.07 06.11 10.08 06.11	12.14 12.14 12.14 12.14 12.14 12.14 12.14 12.14	03.0137-0501.2 03.0137-9306.2	650501 669306	200 x 32 HEB Bremsbacken-Zubehör LUC LUC
	1.3 16V 1.3 16V 1.3 MZR 1.4 MZR-CD 1.5 16V 1.5 MZR 1.6 MZ-CD 1.6 MZ-CD	55 63 62 50 76 75 66 70		10.07 10.07 01.10 01.08 10.07 06.11 10.08 06.11	12.14 12.14 12.14 12.14 12.14 12.14 12.14 12.14	03.0520-7819.3	697819	19,05/200x32 TopKit
MAZDA 3 (BK) (03-09)								
	1.4 i 16V 1.4 i 16V 1.6 CiTD 1.6 i 16V 2.0 i 16V 2.0 i 16V 2.0 MZR-CD 2.3 i 16V 2.3 i 16V Sport 2.3 MZR 2.3 MPS 2.3 MPS	59 62 80 77 104 110 105 118 126 115 191 196		10.03 10.03 06.04 10.03 04.04 10.03 12.06 10.03 10.03 03.04 12.06 01.07	05.09 03.06 05.09 05.09 06.06 05.09 05.09 09.04 05.09 05.09 05.09 05.09	13.0460-7193.2 13.0470-7193.2	607193 LD7193	23723 18,1 + 23723 18,1 + ATE ATE
	1.4 i 16V 1.4 i 16V 1.6 CiTD 1.6 i 16V 2.0 i 16V 2.0 i 16V 2.0 MZR-CD 2.3 i 16V 2.3 i 16V Sport 2.3 MZR 2.3 MPS 2.3 MPS	59 62 80 77 104 110 105 118 126 115 191 196		10.03 10.03 06.04 10.03 04.04 10.03 12.06 10.03 10.03 03.04 12.06 01.07	05.09 03.06 05.09 05.09 06.06 05.09 05.09 09.04 05.09 05.09 05.09 05.09	24.0125-0165.1	425165	278 25,0 23,0 V L +B
	1.4 i 16V 1.4 i 16V 1.6 CiTD 1.6 i 16V 2.0 i 16V 2.0 i 16V 2.0 MZR-CD 2.3 i 16V 2.3 i 16V Sport 2.3 MZR 2.3 MPS 2.3 MPS 2.3 MZR	59 62 80 77 104 110 105 118 126 115 191 196 115		10.03 10.03 06.04 10.03 04.04 10.03 12.06 10.03 10.03 03.04 12.06 01.07 03.04	05.09 03.06 05.09 05.09 06.06 05.09 05.09 09.04 05.09 05.09 05.09 05.09 05.09	24.0125-0195.1 24.0711-5123.3	425195 360065	2 Radsensor



																		
MAZDA 3 (BK) (03-09)																		
	1.4 i 16V	59		10.03	05.09			13.0460-7195.2	607195					23482 16,6 +	ATE			
	1.4 i 16V	62		10.03	03.06			13.0470-7195.2	LD7195					23482 16,6 +	ATE			
	1.6 CiTD	80		06.04	05.09													
	1.6 i 16V	77		10.03	05.09													
	2.0 i 16V	104		04.04	06.06													
	2.0 i 16V	110		10.03	05.09													
	2.0 MZR-CD	105		12.06	05.09													
	2.3 i 16V	118		10.03	09.04													
	2.3 i 16V Sport	126		10.03	05.09													
	2.3 MPS	191		12.06	05.09													
2.3 MPS	196		01.07	05.09														
2.3 MZR	115		03.04	05.09														
	1.4 i 16V	59		10.03	05.09			24.0111-0164.1	411164					265 11,0 9,0 +B				
	1.4 i 16V	62		10.03	03.06													
	1.6 CiTD	80		06.04	05.09													
	1.6 i 16V	77		10.03	05.09													
	2.0 i 16V	104		04.04	06.06			24.0111-0160.1	411160					280 11,0 9,0 +B				
	2.0 i 16V	110		10.03	05.09													
	2.0 MZR-CD	105		12.06	05.09													
	2.3 i 16V	118		10.03	09.04													
	2.3 i 16V Sport	126		10.03	05.09													
	2.3 MPS	191		12.06	05.09													
2.3 MPS	196		01.07	05.09														
2.3 MZR	115		03.04	05.09														
	1.4 i 16V	59		10.03	05.09			24.0711-6220.3	360256	2				Radsensor				
	1.4 i 16V	62		10.03	03.06													
	1.6 CiTD	80		06.04	05.09													
	1.6 i 16V	77		10.03	05.09													
	2.0 i 16V	104		04.04	06.06													
	2.0 i 16V	110		10.03	05.09													
	2.0 MZR-CD	105		12.06	05.09													
	2.3 i 16V	118		10.03	09.04													
	2.3 i 16V Sport	126		10.03	05.09													
	2.3 MPS	191		12.06	05.09													
2.3 MPS	196		01.07	05.09														
2.3 MZR	115		03.04	05.09														
MAZDA 3 (BL) (09-13)																		
	1.6 MZR	77		06.09	11.13			13.0460-7193.2	607193					23723 18,1 +	ATE			
	1.6 MZR	79		01.10	11.13			13.0470-7193.2	LD7193					23723 18,1 +	ATE			
	1.6 MZR-CD	80		06.09	11.13													
	1.6 MZR-CD	85		11.10	11.13													
	2.0 MZR	108		06.10	11.13													
	2.0 MZR	110		06.09	11.13													
	2.0 MZR DISI	111		06.09	11.13													
	2.2 MZR-CD	110		06.09	11.13													
	2.2 MZR-CD	136		06.09	11.13													
	2.3 MPS Turbo	191		06.09	11.13			13.0460-7204.2	607204					23912 18,8 +	ATE			
							13.0470-7204.2	LD7204					23912 18,8 +	ATE				
	1.6 MZR	77		06.09	11.13			24.0125-0165.1	425165					278 25,0 23,0 V L +B				
	1.6 MZR	79		01.10	11.13													
	1.6 MZR-CD	80		06.09	11.13													
	1.6 MZR-CD	85		11.10	11.13													
	2.0 MZR	108		06.10	11.13			24.0125-0170.1	425170					300 25,0 23,0 V L +B				
	2.0 MZR	110		06.09	11.13													
	2.0 MZR DISI	111		06.09	11.13													
	2.2 MZR-CD	110		06.09	11.13													
	2.2 MZR-CD	136		06.09	11.13													
	2.3 MPS Turbo	191		06.09	11.13			24.0125-0195.1	425195					320 25,0 23,0 V L +B				
	1.6 MZR	77		06.09	11.13			24.0711-5123.3	360065	2				Radsensor				
	1.6 MZR	79		01.10	11.13													
	1.6 MZR-CD	80		06.09	11.13													
	1.6 MZR-CD	85		11.10	11.13													
	2.0 MZR	108		06.10	11.13													
	2.0 MZR	110		06.09	11.13													
	2.0 MZR DISI	111		06.09	11.13													
	2.2 MZR-CD	110		06.09	11.13													
	2.2 MZR-CD	136		06.09	11.13													
	2.3 MPS Turbo	191		06.09	11.13													
	1.6 MZR	77		06.09	11.13			13.0460-7195.2	607195					23482 16,6 +	ATE			
	1.6 MZR	79		01.10	11.13			13.0470-7195.2	LD7195					23482 16,6 +	ATE			
	1.6 MZR-CD	80		06.09	11.13													
	1.6 MZR-CD	85		11.10	11.13													
	2.0 MZR	108		06.10	11.13													
	2.0 MZR	110		06.09	11.13													
	2.0 MZR DISI	111		06.09	11.13													
	2.2 MZR-CD	110		06.09	11.13													
	2.2 MZR-CD	136		06.09	11.13													
	2.3 MPS Turbo	191		06.09	11.13													
	1.6 MZR	77		06.09	11.13			24.0111-0164.1	411164					265 11,0 9,0 +B				
	1.6 MZR	79		01.10	11.13													
	1.6 MZR-CD	80		06.09	11.13													
	1.6 MZR-CD	85		11.10	11.13													
	2.0 MZR	108		06.10	11.13													
	2.0 MZR DISI	111		06.09	11.13													
↓																		



MAZDA 3 (BL) (09-13)

	2.2 MZR-CD 2.2 MZR-CD 2.3 MPS Turbo	110 136 191		06.09 06.09 06.09	11.13 11.13 11.13	24.0111-0160.1	411160		280 11,0 9,0 +B
	1.6 MZR 1.6 MZR 1.6 MZR-CD 1.6 MZR-CD 2.0 MZR 2.0 MZR 2.0 MZR DISI 2.2 MZR-CD 2.2 MZR-CD 2.3 MPS Turbo	77 79 80 85 108 110 111 110 136 191		06.09 01.10 06.09 11.10 06.10 06.09 06.09 06.09 06.09 06.09	11.13 11.13 11.13 11.13 11.13 11.13 11.13 11.13 11.13 11.13	24.0711-6220.3	360256	2	Radsensor

MAZDA 323 Limousine/323 C/323 F/323 S (94-98)

	1.3 i 16V (BA1) 1.5 i 16V (BA1) 1.8 i (BA1)			05.94 05.94 05.94	08.98 08.98 08.98 + 5 türig ¹⁾	13.0460-5944.2 13.0460-0339.2	605944 610339		21654 15,0 +WK Belagsatz-Zubehör	SUM
	1.6 TD (BA1) 1.8 i (BA1) 1.8 i (BA1) 2.0 D			05.94 05.94 05.94 10.96	08.98 08.98 + 3 türig ²⁾ 08.98 + 4 türig ³⁾ 08.98	13.0460-5974.2	605974		21539 15,0 +WK	SUM
	1.3 i 16V (BA1) 1.5 i 16V (BA1) 1.6 TD (BA1) 1.8 i (BA1) 2.0 D			05.94 05.94 05.94 05.94 10.96	08.98 08.98 08.98 08.98 08.98	24.0118-0113.1 24.0122-0166.1 24.0122-0165.1	418113 422166 422165		235 18,0 16,0 V +B 235 22,0 20,0 V +B 257 22,0 20,0 V	
	1.3 i 16V (BA1) 1.5 i 16V (BA1) 1.8 i (BA1) 2.0 D			05.94 05.94 05.94 10.96	08.98 08.98 08.98 08.98	03.0137-0278.2 03.0137-9239.2	650278 669239		200 x 36 Bremsbacken-Zubehör	
	1.3 i 16V (BA1) 1.5 i 16V (BA1) 1.8 i (BA1) 2.0 D			05.94 05.94 05.94 10.96	08.98 08.98 08.98 08.98	24.0220-0026.1	480104		200/201 x 40	

MAZDA 323 Limousine/323 F/323 P/323 S (98-03)

	1.3 i 16V (BJ) 1.3 i 16V (BJ) 1.5 i 16V (BJ)	53 54 65		01.01 08.98 08.98	10.03 12.00 12.00	13.0460-5802.2	605802		23490 15,4 /WK/Zub	
	1.6 i 16V (BJ) 1.6 i 16V (BJ) 1.8 i 16V (BJ) 2.0 D (BJ) 2.0 DiTD (BJ) 2.0 i 16V (BJ) 2.0 TD (BJ)	70 72 84 52 74 96 66		01.01 01.01 08.98 08.98 01.01 01.01 08.98	10.03 10.03 12.00 12.00 10.03 10.03 12.00	13.0460-5954.2	605954		23845 15,8 +WK/Zub	SUM
	2.0 i 16V (BJ)	96		01.01	10.03 + Sportfahrwerk ⁴⁾	13.0460-5831.2	605831		23777 16,0 +WK/Zub	SUM
	1.3 i 16V (BJ) 1.3 i 16V (BJ) 1.5 i 16V (BJ)	53 54 65		01.01 08.98 08.98	10.03 12.00 12.00	24.0122-0207.1	422207		235 22,0 20,0 V +B	
	1.6 i 16V (BJ) 1.6 i 16V (BJ) 1.8 i 16V (BJ) 2.0 D (BJ) 2.0 DiTD (BJ) 2.0 i 16V (BJ) 2.0 TD (BJ)	70 72 84 52 74 96 66		01.01 01.01 08.98 08.98 01.01 01.01 08.98	10.03 10.03 12.00 12.00 10.03 10.03 12.00	24.0124-0164.1	424164		258 24,0 22,0 V +B	
	2.0 i 16V (BJ)	96		01.01	10.03 + Sportfahrwerk ⁵⁾	24.0124-0175.1	424175		274 24,5 22,0 V +B	
	1.6 i 16V (BJ) 1.6 i 16V (BJ) 1.8 i 16V (BJ) 2.0 D (BJ) 2.0 DiTD (BJ) 2.0 i 16V (BJ) 2.0 TD (BJ)	70 72 84 52 74 96 66		01.01 01.01 08.98 08.98 01.01 01.01 08.98	10.03 10.03 12.00 12.00 10.03 10.03 12.00	13.0460-5804.2 13.0460-0234.2	605804 610234		24045 13,7 Belagsatz-Zubehör	AKE
	1.6 i 16V (BJ) 1.6 i 16V (BJ) 1.8 i 16V (BJ) 2.0 D (BJ) 2.0 DiTD (BJ) 2.0 i 16V (BJ) 2.0 TD (BJ)	70 72 84 52 74 96 66		01.01 01.01 08.98 08.98 01.01 01.01 08.98	10.03 10.03 12.00 12.00 10.03 10.03 12.00	24.0110-0269.1	410269		261 10,0 8,0 +B	
	2.0 i 16V (BJ)	96		01.01	10.03 + Sportfahrwerk ⁵⁾	24.0110-0302.1	410302		280 10,0 8,0 +B	
	1.3 i 16V (BJ) 1.3 i 16V (BJ) 1.5 i 16V (BJ) 2.0 TD (BJ)	53 54 65 66		01.01 08.98 08.98 08.98	10.03 12.00 12.00 12.00	03.0137-0407.2 03.0137-9263.2	650407 669263		200 x 36 Bremsbacken-Zubehör	
	1.3 i 16V (BJ) 1.3 i 16V (BJ) 1.5 i 16V (BJ) 2.0 TD (BJ)	53 54 65 66		01.01 08.98 08.98 08.98	10.03 12.00 12.00 12.00	24.0220-0026.1	480104		200/201 x 40	

¹⁾ + 5 door / + 5 porte / + 5 portes / + 5 puertas

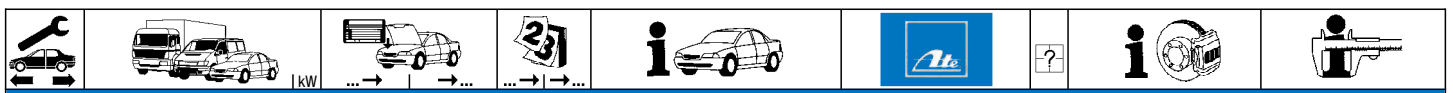
²⁾ + 3 door / + 3 porte / + 3 portes / + 3 puertas

³⁾ + 4 door / + 4 porte / + 4 portes / + 4 puertas

⁴⁾ - sports suspension / - sospensione sportiva / - châssis de sport / - suspensión deportiva

⁵⁾ + sports suspension / + sospensione sportiva / + châssis de sport / + suspensión deportiva





MAZDA 5 (CR) (05-10)

	1.8 16V 2.0 16V 2.0 CiTD 2.0 CiTD	85 107 81 105		03.05 03.05 03.05 06.05	05.10 05.10 05.10 05.10	13.0460-7193.2 13.0470-7193.2	607193 LD7193			23723 18,1 + 23723 18,1 +	ATE ATE
	1.8 16V 2.0 16V 2.0 CiTD 2.0 CiTD	85 107 81 105		03.05 03.05 03.05 06.05	05.10 05.10 05.10 05.10	24.0125-0165.1 24.0125-0170.1	425165 425170	+ 15" Rad ¹⁾ + 16" Rad ²⁾		278 25,0 23,0 V L +B 300 25,0 23,0 V L +B	
	1.8 16V 2.0 16V 2.0 CiTD 2.0 CiTD	85 107 81 105		03.05 03.05 03.05 06.05	05.10 05.10 05.10 05.10	24.0711-5123.3	360065	2		Radsensor	
	1.8 16V 2.0 16V 2.0 CiTD 2.0 CiTD	85 107 81 105		03.05 03.05 03.05 06.05	05.10 05.10 05.10 05.10	13.0460-7195.2 13.0470-7195.2	607195 LD7195			23482 16,6 + 23482 16,6 +	ATE ATE
	1.8 16V 2.0 16V 2.0 CiTD 2.0 CiTD	85 107 81 105		03.05 03.05 03.05 06.05	05.10 05.10 05.10 05.10	24.0111-0160.1	411160	+ 15" Rad ¹⁾		280 11,0 9,0 +B	
	1.8 16V 2.0 16V 2.0 CiTD 2.0 CiTD	85 107 81 105		03.05 03.05 03.05 06.05	05.10 05.10 05.10 05.10	24.0111-0165.1	411165	+ 16" Rad ²⁾		302 11,0 9,0 +B	
	1.8 16V 2.0 16V 2.0 CiTD 2.0 CiTD	85 107 81 105		03.05 03.05 03.05 06.05	05.10 05.10 05.10 05.10	24.0711-6220.3	360256	2		Radsensor	

MAZDA 5 (CW) (10-)

	1.6 CD 1.8 16V 2.0 16V 2.0 16V 2.0 16V 2.0 i	85 85 106 108 110 111		09.10 09.10 01.11 01.11 09.10 08.14		13.0460-7193.2 13.0470-7193.2	607193 LD7193			23723 18,1 + 23723 18,1 +	ATE ATE
	1.6 CD 1.8 16V 2.0 16V 2.0 16V 2.0 16V 2.0 i	85 85 106 108 110 111		09.10 09.10 01.11 01.11 09.10 08.14		24.0125-0165.1 24.0125-0170.1	425165 425170	+ 15" Rad ¹⁾ + 16" Rad ²⁾		278 25,0 23,0 V L +B 300 25,0 23,0 V L +B	
	1.6 CD 1.8 16V 2.0 16V 2.0 16V 2.0 16V 2.0 i	85 85 106 108 110 111		09.10 09.10 01.11 01.11 09.10 08.14		24.0711-5123.3	360065	2		Radsensor	
	1.6 CD 1.8 16V 2.0 16V 2.0 16V 2.0 16V 2.0 i	85 85 106 108 110 111		09.10 09.10 01.11 01.11 09.10 08.14		13.0460-7195.2 13.0470-7195.2	607195 LD7195			23482 16,6 + 23482 16,6 +	ATE ATE
	1.6 CD 1.8 16V 2.0 16V 2.0 16V 2.0 16V 2.0 i	85 85 106 108 110 111		09.10 09.10 01.11 01.11 09.10 08.14		24.0111-0160.1 24.0111-0165.1	411160 411165	+ 15" Rad ¹⁾ + 16" Rad ²⁾		280 11,0 9,0 +B 302 11,0 9,0 +B	
	1.6 CD 1.8 16V 2.0 16V 2.0 16V 2.0 16V 2.0 i	85 85 106 108 110 111		09.10 09.10 01.11 01.11 09.10 08.14		24.0711-6220.3	360256	2		Radsensor	



















MAZDA 6 Limousine (GG) (02-07)

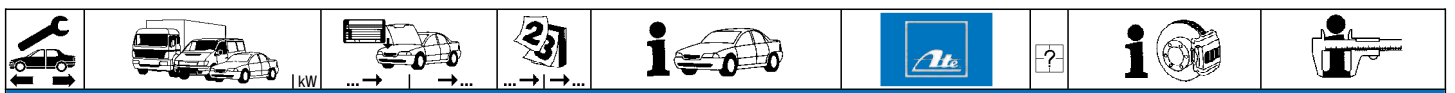
	1.8 16V 2.0 16V 2.0 16V 2.0 DI 2.0 DI 2.0 DI 2.3 16V 2.3 16V 2.3 16V	88 104 108 89 100 105 119 120 122		08.02 06.02 03.05 08.02 06.02 06.05 07.03 03.05 06.02	07.07 07.07 07.07 07.07 07.07 07.07 02.05 07.07 07.07	13.0460-5822.2 13.0460-0260.2	605822 610260			24246 16,8 +/WK Belagsatz-Zubehör	AKE
	2.0 16V 2.0 16V 2.0 DI 2.0 DI 2.0 DI 2.3 16V	104 108 89 100 105 119		06.02 03.05 08.02 06.02 06.05 07.03	07.07 07.07 07.07 07.07 07.07 02.05	13.0460-5821.2 13.0460-0261.2	605821 610261			24046 18,6 +/WK Belagsatz-Zubehör	AKE
	1.8 16V 2.0 16V 2.0 16V 2.0 DI 2.0 DI 2.0 DI 2.3 16V	88 104 108 89 100 105 119		08.02 06.02 03.05 08.02 06.02 07.03	07.07 07.07 07.07 07.07 07.07 02.05	24.0124-0175.1 24.0125-0147.1	424175 425147			274 24,5 22,0 V +B 283 25,0 23,0 V +B	

¹⁾ + 15" wheel / + ruota 15" / + roue 15" / + rueda 15"

²⁾ + 16" wheel / + ruota 16" / + roue 16" / + rueda 16"



								
MAZDA 6 Limousine (GG) (02-07)								
	2.3 16V 2.3 16V	120 122		03.05 07.07 06.02 07.07	24.0125-0147.1	425147		283 25,0 23,0 V +B
	1.8 16V 2.0 16V 2.0 16V 2.0 DI 2.0 DI 2.0 DI 2.3 16V 2.3 16V 2.3 16V	88 104 108 89 100 105 119 120 122		08.02 07.07 06.02 07.07 03.05 07.07 08.02 07.07 06.02 07.07 06.05 07.07 07.03 02.05 03.05 07.07 06.02 07.07	13.0460-5804.2 13.0460-0234.2	605804 610234		24045 13,7 Belagsatz-Zubehör AKE
	1.8 16V 2.0 16V 2.0 16V 2.0 DI 2.0 DI 2.0 DI 2.3 16V 2.3 16V 2.3 16V	88 104 108 89 100 105 119 120 122		08.02 07.07 06.02 07.07 03.05 07.07 08.02 07.07 06.02 07.07 06.05 07.07 07.03 02.05 03.05 07.07 06.02 07.07	24.0110-0302.1	410302		280 10,0 8,0 +B
MAZDA 6 Kombi (GY) (02-07)								
	1.8 16V 2.0 16V 2.0 16V 2.0 CITD 4x4 2.0 CITD 4x4 2.0 DI 2.0 DI 2.0 DI 2.3 16V 2.3 16V AWD	88 104 108 89 100 89 100 105 122 119		08.02 07.07 08.02 07.07 03.05 07.07 10.02 02.05 10.02 02.05 08.02 07.07 08.02 07.07 06.05 07.07 08.02 07.07 11.02 07.07	13.0460-5821.2 13.0460-0261.2	605821 610261		24046 18,6 +/WK Belagsatz-Zubehör AKE
	1.8 16V 2.0 16V 2.0 16V 2.0 CITD 4x4 2.0 CITD 4x4 2.0 DI 2.0 DI 2.0 DI 2.3 16V 2.3 16V AWD	88 104 108 89 100 89 100 105 122 119		08.02 07.07 08.02 07.07 03.05 07.07 10.02 02.05 10.02 02.05 08.02 07.07 08.02 07.07 06.05 07.07 08.02 07.07 11.02 07.07	24.0125-0147.1	425147		283 25,0 23,0 V +B
	1.8 16V 2.0 16V 2.0 16V 2.0 CITD 4x4 2.0 CITD 4x4 2.0 DI 2.0 DI 2.0 DI 2.3 16V 2.3 16V AWD	88 104 108 89 100 89 100 105 122 119		08.02 07.07 08.02 07.07 03.05 07.07 10.02 02.05 10.02 02.05 08.02 07.07 08.02 07.07 06.05 07.07 08.02 07.07 11.02 07.07	13.0460-5804.2 13.0460-0234.2	605804 610234		24045 13,7 Belagsatz-Zubehör AKE
	1.8 16V 2.0 16V 2.0 16V 2.0 CITD 4x4 2.0 CITD 4x4 2.0 DI 2.0 DI 2.0 DI 2.3 16V 2.3 16V AWD	88 104 108 89 100 89 100 105 122 119		08.02 07.07 08.02 07.07 03.05 07.07 10.02 02.05 10.02 02.05 08.02 07.07 08.02 07.07 06.05 07.07 08.02 07.07 11.02 07.07	24.0110-0302.1	410302		280 10,0 8,0 +B
MAZDA 6 (GH) (07-12)								
	1.8 MZR 2.0 MZR 2.0 MZR 2.0 MZR-CD 2.2 MZR-CD 2.2 MZR-CD 2.2 MZR-CD 2.2 MZR-CD 2.2 MZR-CD 2.5 MZR	88 108 114 103 92 95 120 132 136 125		08.07 12.12 08.07 12.12 01.10 12.12 08.07 12.12 01.09 12.12 01.10 12.12 01.09 12.12 01.10 12.12 01.09 12.12 08.07 12.12	13.0460-5610.2	605610		24582 17,4 +/WK/Zub
	1.8 MZR 2.0 MZR 2.0 MZR 2.0 MZR-CD 2.2 MZR-CD 2.2 MZR-CD 2.2 MZR-CD 2.2 MZR-CD 2.2 MZR-CD 2.5 MZR	88 108 114 103 92 95 120 132 136 125		08.07 12.12 08.07 12.12 01.10 12.12 08.07 12.12 01.09 12.12 01.10 12.12 01.09 12.12 01.10 12.12 01.09 12.12 08.07 12.12	24.0125-0188.1	425188		299 25,0 23,0 V +B



MAZDA 6 (GH) (07-12)

	1.8 MZR	88		08.07	12.12		13.0460-5804.2	605804		24045 13,7 Belagsatz-Zubehör	AKE
	2.0 MZR	108		08.07	12.12		13.0460-0234.2	610234			
	2.0 MZR	114		01.10	12.12						
	2.0 MZR-CD	103		08.07	12.12						
	2.2 MZR-CD	92		01.09	12.12						
	2.2 MZR-CD	95		01.10	12.12						
	2.2 MZR-CD	120		01.09	12.12						
	2.2 MZR-CD	132		01.10	12.12						
2.2 MZR-CD	136		01.09	12.12							
2.5 MZR	125		08.07	12.12							
	1.8 MZR	88		08.07	12.12		24.0110-0302.1	410302		280 10,0 8,0 +B	
	2.0 MZR	108		08.07	12.12						
	2.0 MZR	114		01.10	12.12						
	2.0 MZR-CD	103		08.07	12.12						
	2.2 MZR-CD	92		01.09	12.12						
	2.2 MZR-CD	95		01.10	12.12						
	2.2 MZR-CD	120		01.09	12.12						
	2.2 MZR-CD	132		01.10	12.12						
2.2 MZR-CD	136		01.09	12.12							
2.5 MZR	125		08.07	12.12							


























MAZDA 626 (GE) (91-97)











	1.8 i	66		08.94	04.97		13.0460-5954.2	605954		23845 15,8 +/WK/Zub Belagsatz-Zubehör	SUM SUM
	1.8 i	77		08.91	04.97		13.0460-0443.2	610443			
	1.8 i	78		05.94	06.97						
	2.0 D	56		05.94	06.97						
	2.0 D GLX	55		10.92	04.97						
	2.0 i	85		08.91	04.97						
	2.0 i 4WD	85		04.92	04.97						
	2.5 i V6	121		09.91	04.97						
	1.8 i	66		08.94	04.97		24.0124-0129.1	424129		258 24,0 22,0 V +B	
	1.8 i	77		08.91	04.97						
	1.8 i	78		05.94	06.97						
	2.0 D	56		05.94	06.97						
	2.0 D GLX	55		10.92	04.97						
	2.0 i	85		08.91	04.97						
	2.0 i 4WD	85		04.92	04.97						
	2.5 i V6	121		01.92	04.97						
	1.8 i	66		08.94	04.97		13.0460-5973.2	605973		21766 13,5 Belagsatz-Zubehör	
	1.8 i	77		08.91	04.97		13.0460-0245.2	610245			
	1.8 i	78		05.94	06.97						
	2.0 D	56		05.94	06.97						
	2.0 D GLX	55		10.92	04.97						
	2.0 i	85		08.91	04.97						
	2.5 i V6	121		01.92	04.97						
		1.8 i	66		08.94	04.97		24.0110-0234.1	410234		
1.8 i		77		08.91	04.97						
1.8 i		78		05.94	06.97						
2.0 D		56		05.94	06.97						
2.0 D GLX		55		10.92	04.97						
2.0 i		85		08.91	04.97						
2.0 i 4WD		85		04.92	04.97						
2.5 i V6		121		01.92	04.97						

MAZDA 626 (GF) (97-02)

	1.8 i 16V	66		05.97	11.99		13.0460-5954.2	605954		23845 15,8 +/WK/Zub	SUM
	2.0 DiTD	66		04.98	11.99						
	2.0 i 16V	85		05.97	11.99						
	2.0 i 16V	93		01.98	11.99						
	2.0 i 16V	100		02.98	11.99						
	2.0 Turbo DI	74		04.98	11.99						
	1.8 i 16V	74		12.99	10.02		13.0460-5831.2	605831		23777 16,0 +/WK/Zub	SUM
	2.0 DiTD	66		12.99	10.02						
	2.0 i 16V	85		12.99	10.02						
	2.0 i 16V	93		12.99	10.02						
	2.0 i 16V	100		12.99	10.02						
	2.0 TD	81		10.00	10.02						
2.0 Turbo DI	74		12.99	10.02							
	1.8 i 16V	66		05.97	11.99		24.0124-0129.1	424129		258 24,0 22,0 V +B	
	1.8 i 16V	74		12.99	10.02						
	2.0 DiTD	66		04.98	10.02						
	2.0 i 16V	85		05.97	10.02						
	2.0 i 16V	93		01.98	10.02						
	2.0 TD	81		02.98	10.02						
2.0 Turbo DI	74		04.98	10.02							
	2.0 DiTD	66		04.98	10.02		13.0460-5804.2	605804		24045 13,7 Belagsatz-Zubehör	AKE
	2.0 i 16V	85		05.97	10.02		13.0460-0234.2	610234			
	2.0 i 16V	93		01.98	10.02						
	2.0 i 16V	100		02.98	10.02						
	2.0 TD	81		10.00	10.02						
	2.0 Turbo DI	74		04.98	10.02						
	2.0 DiTD	66		04.98	10.02		24.0110-0234.1	410234		261 10,0 8,0 +B	
	2.0 i 16V	85		05.97	10.02						
	2.0 i 16V	93		01.98	10.02						
	2.0 i 16V	100		02.98	10.02						



								
MAZDA 626 (GF) (97-02)								
	2.0 TD 2.0 Turbo DI	81 74		10.00 04.98	10.02 10.02		24.0110-0234.1 410234	261 10,0 8,0 +B
	1.8 i 16V 1.8 i 16V	66 74		05.97 12.99	11.99 10.02		03.0137-0431.2 650431 03.0137-9262.2 669262 03.0137-0416.2 650416 03.0137-9262.2 669262	229 x 43 Bremsbacken-Zubehör 229 x 43 Bremsbacken-Zubehör
MAZDA 626 Kombi (GV) (92-98)								
	2.0 D 2.0 D 2.0 GLX 2.0 i 2.0 i 12V 4WD 2.2 i 12V	55 60 86 66 85 85		04.92 11.94 04.92 04.92 04.92 04.92	01.98 04.96 02.95 01.98 01.98 01.98		13.0460-5932.2 605932	21378 15,0 +/WK AKE
	2.0 D 2.0 D 2.0 GLX 2.0 i 2.0 i 12V 4WD 2.2 i 12V	55 60 86 66 85 85		04.92 11.94 04.92 04.92 04.92 04.92	01.98 04.96 02.95 01.98 01.98 01.98		24.0124-0105.1 424105	264 24,0 22,0 V
	2.0 D 2.0 D 2.0 GLX 2.0 i 2.2 i 12V	55 60 86 66 85		04.92 11.94 04.92 04.92 04.92	01.98 04.96 02.95 01.98 01.98		13.0460-5995.2 605995	21558 13,0
	2.0 D 2.0 D 2.0 GLX 2.0 i 2.2 i 12V	55 60 86 66 85		04.92 11.94 04.92 04.92 04.92	01.98 04.96 02.95 01.98 01.98		24.0110-0256.1 410256	259 10,0 8,0
MAZDA 626 Kombi (GW) (98-02)								
	1.8 i 16V 2.0 i 16V 2.0 i 16V 2.0 i 16V 2.0 Turbo DI	66 85 93 100 74		02.98 02.98 01.98 02.98 04.98	12.99 09.99 09.99 09.99 09.99		13.0460-5954.2 605954	23845 15,8 +/WK/Zub SUM
	1.8 i 16V 2.0 DiTD 2.0 i 16V 2.0 i 16V 2.0 i 16V 2.0 TD 2.0 Turbo DI	74 66 85 93 100 81 74		01.00 09.99 10.99 10.99 10.99 10.00 10.99	10.02 10.02 10.02 10.02 10.02 10.02 10.02		13.0460-5831.2 605831	23777 16,0 +/WK/Zub SUM
	1.8 i 16V 1.8 i 16V 2.0 i 16V 2.0 i 16V 2.0 i 16V	66 74 85 93 100		02.98 01.00 02.98 01.98 02.98	12.99 10.02 10.02 10.02 10.02		24.0124-0129.1 424129	258 24,0 22,0 V +B
	2.0 DiTD 2.0 TD 2.0 Turbo DI	66 81 74		09.99 10.00 04.98	10.02 10.02 10.02		24.0124-0175.1 424175	274 24,5 22,0 V +B
	1.8 i 16V 1.8 i 16V 2.0 DiTD 2.0 i 16V 2.0 i 16V 2.0 i 16V 2.0 TD 2.0 Turbo DI	66 74 66 85 93 100 81 74		02.98 01.00 09.99 02.98 01.98 02.98 10.00 04.98	12.99 10.02 10.02 10.02 10.02 10.02 10.02 10.02		13.0460-5804.2 605804 13.0460-0234.2 610234	24045 13,7 Belagsatz-Zubehör AKE
	1.8 i 16V 1.8 i 16V 2.0 i 16V 2.0 i 16V 2.0 i 16V	66 74 85 93 100		02.98 01.00 02.98 01.98 02.98	12.99 10.02 10.02 10.02 10.02		24.0110-0234.1 410234	261 10,0 8,0 +B
	2.0 DiTD 2.0 TD 2.0 Turbo DI	66 81 74		09.99 10.00 04.98	10.02 10.02 10.02		24.0110-0302.1 410302	280 10,0 8,0 +B
MAZDA B2500 (02-06)								
	2.5 D 4WD 2.5 TDiC 4WD	62 80		08.02 08.02	07.06 07.06		13.0460-5795.2 605795	24353 16,0 +/WK/Zub
	2.5 D 4WD 2.5 TDiC 4WD	62 80		08.02 08.02	07.06 07.06		24.0128-0226.1 428226	289 28,0 26,0 V L +B
MAZDA BT-50 (06-12)								
	2.5 CD 4x4 3.0 CDVi 4x4	105 115		12.06 12.06	07.12 07.12		13.0460-5795.2 605795	24353 16,0 +/WK/Zub


















MAZDA BT-50 (06-12)													
	2.5 CD 4x4 3.0 CDVi 4x4	105 115		12.06 12.06	07.12 07.12			24.0128-0226.1	428226				289 28,0 26,0 V L +B
MAZDA CX-5 (11-)													
	2.0 16V 2.0 16V 2.0 16V AWD 2.0 16V AWD 2.2 D 2.2 D AWD 2.2 D AWD 2.5 AWD	114 121 113 114 118 110 110 129 141		07.12 11.11 07.12 07.12 11.11 04.12 04.12 04.12 02.15				24.0110-0381.1	410381				303 10,0 8,0 +B
MAZDA CX-7 (06-13)													
	2.2 MZR-CD 2.2 MZR-CD AWD 2.2 MZR-CD AWD 2.3 DISI 2.3 DISI AWD 2.3 MZR DISI Turbo 2.3 MZR DISI Turbo 2.3 MZR DISI Turbo 2.3 MZR DISI Turbo 2.3 MZR DISI Turbo 2.3 MZR DISI Turbo 2.5 MZR	127 120 136 182 182 175 179 190 191 179 120		09.09 01.12 09.09 01.12 01.12 11.06 01.07 10.07 09.09 01.07 09.09	09.13 09.13 09.13 09.13 09.13 09.13 09.13 09.13 09.13 09.13 09.13			13.0460-5606.2	605606				24544 18,1 /WK/Zub
	2.2 MZR-CD 2.2 MZR-CD AWD 2.2 MZR-CD AWD 2.3 DISI 2.3 DISI AWD 2.3 MZR DISI Turbo 2.3 MZR DISI Turbo 2.3 MZR DISI Turbo 2.3 MZR DISI Turbo 2.3 MZR DISI Turbo 2.3 MZR DISI Turbo	127 120 136 182 182 175 179 190 191 179		09.09 01.12 09.09 01.12 01.12 11.06 01.07 10.07 09.09 01.07	09.13 09.13 09.13 09.13 09.13 09.13 09.13 09.13 09.13 09.13			24.0128-0233.1	428233				320 28,0 26,0 V +B
	2.2 MZR-CD 2.2 MZR-CD AWD 2.3 DISI 2.3 DISI AWD 2.3 MZR DISI Turbo 2.3 MZR DISI Turbo 2.3 MZR DISI Turbo 2.3 MZR DISI Turbo 2.3 MZR DISI Turbo 2.3 MZR DISI Turbo	127 136 182 182 175 179 190 191 179		09.09 09.09 01.12 01.12 11.06 01.07 10.07 09.09 01.07	09.13 09.13 09.13 09.13 09.13 09.13 09.13 09.13 09.13			24.0128-0228.1	428228				296 28,0 26,0 V +B
	2.2 MZR-CD 2.2 MZR-CD AWD 2.3 DISI 2.3 DISI AWD 2.3 MZR DISI Turbo 2.3 MZR DISI Turbo 2.3 MZR DISI Turbo 2.3 MZR DISI Turbo 2.3 MZR DISI Turbo	127 136 182 182 175 179 190 191 179		09.09 09.09 01.12 01.12 11.06 01.07 10.07 09.09 01.07	09.13 09.13 09.13 09.13 09.13 09.13 09.13 09.13 09.13			13.0460-5605.2	605605				24545 16,9 /Zub
	2.2 MZR-CD 2.2 MZR-CD AWD	127 120		09.09 01.12	09.13 09.13			24.0118-0158.1	418158				325 18,0 16,0 V +B
	2.2 MZR-CD AWD 2.3 DISI 2.3 DISI AWD 2.3 MZR DISI Turbo 2.3 MZR DISI Turbo 2.3 MZR DISI Turbo 2.3 MZR DISI Turbo 2.3 MZR DISI Turbo 2.5 MZR	136 182 182 175 179 190 191 179 120		09.09 01.12 01.12 11.06 01.07 10.07 09.09 01.07 09.09	09.13 09.13 09.13 09.13 09.13 09.13 09.13 09.13			24.0118-0150.1	418150				302 18,0 16,0 V +B
MAZDA CX-9 (07-)													
	3.5 3.5 AWD 3.7 3.7 AWD	193 193 204 204		01.07 01.07 01.07 01.07				13.0460-5606.2	605606				24544 18,1 /WK/Zub
	3.5 3.5 AWD 3.7 3.7 AWD	193 193 204 204		01.07 01.07 01.07 01.07				24.0128-0233.1	428233				320 28,0 26,0 V +B
	3.5 3.5 AWD 3.7 3.7 AWD	193 193 204 204		01.07 01.07 01.07 01.07				13.0460-5605.2	605605				24545 16,9 /Zub
	3.5 3.5 AWD 3.7 3.7 AWD	193 193 204 204		01.07 01.07 01.07 01.07				24.0118-0158.1	418158				325 18,0 16,0 V +B

1) + manual transmission / + scatola cambio velocità / + transmission mécanique / + cambio de velocidad
2) + autom.transmission / + scatola cambio automatico / + transmission automatique / + cambio automático






















MAZDA DEMIO (98-02)																				
	1.3 i 16V	46		08.98	10.02			13.0460-5944.2	605944									21654	15,0 +/WK	SUM
	1.3 i 16V	53		08.98	03.00			13.0460-0149.2	610149											Belagsatz-Zubehör
	1.5 i 16V	55		04.00	10.02															
	1.3 i 16V	46		08.98	10.02			24.0122-0166.1	422166											235 22,0 20,0 V +B
	1.3 i 16V	53		08.98	03.00															
	1.5 i 16V	55		04.00	10.02															
	1.3 i 16V	46		08.98	10.02			03.0137-0401.2	650401											200 x 31
	1.3 i 16V	53		08.98	03.00			03.0137-9266.2	669266											Bremsbacken-Zubehör
	1.5 i 16V	55		04.00	10.02															
	1.3 i 16V	46	144782	08.98				24.0220-0026.1	480104											200/201 x 40
	1.3 i 16V	53	144782	08.98																
MAZDA E2000/E2200 Bus (87-97)																				
	2.0			12.87	03.97			13.0460-5806.2	605806											20002 15,0 +/WK
	2.0 4WD			12.87	03.97															
	2.2 D			12.87	03.97															
	2.2 D 4WD			12.87	03.97															
	2.0			12.87	03.97			03.0137-0486.2	650486											260 x 51
	2.0 4WD			12.87	03.97															
	2.2 D			12.87	03.97															
	2.2 D 4WD			12.87	03.97															
MAZDA E2000/E2200 Kasten (87-97)																				
	2.0			12.87	03.97			13.0460-5806.2	605806											20002 15,0 +/WK
	2.2 D			12.87	03.97															
	2.0			12.87	03.97			03.0137-0486.2	650486											260 x 51
	2.2 D			12.87	03.97															
MAZDA E2000/E2200 Pritsche (87-97)																				
	2.0			12.87	03.97			13.0460-5806.2	605806											20002 15,0 +/WK
	2.2 D			12.87	03.97															
	2.0			12.87	03.97			03.0137-0486.2	650486											260 x 51
	2.2 D			12.87	03.97															+ Einfachbereifung ¹⁾
				12.87	03.97															+ Einfachbereifung ¹⁾
MAZDA MPV I (94-99)																				
	2.5 TD (LV52)	85		05.96	08.99			13.0460-5627.2	605627											21569 14,9 +/WK
	3.0 V6 (LV52)	109		05.96	08.99															AKE
	3.0 V6 (LV52)	113		05.96	08.99															
MAZDA MPV II (99-05)																				
	2.0 16V (LW19)	88		08.00	06.02			13.0460-5884.2	605884											23515 15,8 /WK/Zub
	2.0 16V (LW19)	90		09.99	07.00															
	2.0 CiTD (LW19)	100		07.02	10.05															
	2.3 16V (LW19)	104		07.02	10.05															
	2.5 V6 (LW19)	125		09.99	03.02															
	3.0 V6 (LW19)	147		03.02	10.05															
	2.0 16V (LW19)	88		08.00	06.02			24.0128-0175.1	428175											274 28,0 26,0 V
	2.0 16V (LW19)	90		09.99	07.00															
	2.3 16V (LW19)	104		07.02	10.05															
	2.5 V6 (LW19)	125		09.99	03.02															
	2.0 CiTD (LW19)	100		07.02	10.05			24.0128-0180.1	428180											296 28,0 26,0 V
	3.0 V6 (LW19)	147		03.02	10.05															
	2.0 CiTD (LW19)	100		09.03	10.05			13.0460-5736.2	605736											24215 15,7 +/WK/Zub
	2.3 16V (LW19)	104		09.03	10.05															
	3.0 V6 (LW19)	147		09.03	10.05															
	2.0 CiTD (LW19)	100		09.03	10.05			24.0118-0148.1	418148											286 18,0 16,0 V +B
	2.3 16V (LW19)	104		09.03	10.05															
	3.0 V6 (LW19)	147		09.03	10.05															
	2.0 16V (LW19)	88		08.00	06.02			03.0137-0473.2	650473											254 x 52
	2.0 16V (LW19)	90		09.99	07.00															
	2.0 CiTD (LW19)	100		07.02	08.03															
	2.3 16V (LW19)	104		07.02	08.03															
	2.5 V6 (LW19)	125		09.99	03.02															
	3.0 V6 (LW19)	147		03.02	08.03															
MAZDA MX-3 (91-98)																				
	1.6 i (EC)			07.91	12.98			13.0460-5974.2	605974											21539 15,0 +/WK
	1.8 i V6 (EC)			07.91	12.98															SUM
	1.6 i (EC)			07.91	12.98			24.0122-0165.1	422165											257 22,0 20,0 V
	1.8 i V6 (EC)			07.91	12.98															
	1.6 i (EC)			07.91	12.98			13.0460-5824.2	605824											20008 13,0
	1.8 i V6 (EC)			07.91	12.98															AKE
	1.6 i (EC)			07.91	12.98			24.0109-0131.1	409131											251 9,0 8,0 +B
	1.8 i V6 (EC)			07.91	12.98															

¹⁾ + single tyre / + ruota singola / + roue simple / + cubierta simple

MAZDA MX-3 (91-98)		MAZDA MX-5 (NA) (89-98)		MAZDA MX-5 (NB) (98-05)		MAZDA MX-5 (NC) (05-)		MAZDA MX-6 (91-97)	
	1.6 i (EC)		07.91	12.98	- ABS	03.0137-0278.2	650278		200 x 36
						03.0137-9182.2	669182		Bremsbacken-Zubehör
	1.6 i (EC)		07.91	12.98	- ABS	24.0220-0026.1	480104		200/201 x 40
MAZDA MX-5 (NA) (89-98)									
	1.6 i (NA1)	66	01.95	04.98	- ABS	13.0460-5979.2	605979		21552 14,5
	1.6 i (NA1)	85	08.89	08.93	- ABS				
	1.6 i (NA1)	66	01.95	04.98	+ ABS	13.0460-5834.2	605834		23354 13,0 /WK/Zub
	1.6 i (NA1)	85	08.89	08.93	+ ABS	13.0460-0278.2	610278		Belagsatz-Zubehör
	1.8 i (NA1)	96	09.93	04.98					
	1.6 i (NA1)	66	01.95	04.98	- ABS	24.0118-0113.1	418113		235 18,0 16,0 V +B
	1.6 i (NA1)	85	08.89	08.93	- ABS				
	1.6 i (NA1)	66	01.95	04.98	+ ABS	24.0120-0169.1	420169		255 20,0 18,0 V +B
	1.6 i (NA1)	85	08.89	08.93	+ ABS				
	1.8 i (NA1)	96	09.93	04.98					
	1.6 i (NA1)	66	01.95	04.98	- ABS	13.0460-5972.2	605972		21559 11,5
	1.6 i (NA1)	85	08.89	08.93	- ABS				
	1.6 i (NA1)	66	01.95	04.98	+ ABS	13.0460-5865.2	605865		23387 12,6 +/WK/Zub
	1.6 i (NA1)	85	08.89	08.93	+ ABS				AKE
	1.8 i (NA1)	96	09.93	04.98					
	1.6 i (NA1)	66	01.95	04.98	- ABS	24.0109-0127.1	409127		231 9,0 8,0
	1.6 i (NA1)	85	08.89	08.93	- ABS				
	1.6 i (NA1)	66	01.95	04.98	+ ABS	24.0109-0131.1	409131		251 9,0 8,0 +B
	1.6 i (NA1)	85	08.89	08.93	+ ABS				
	1.8 i (NA1)	96	09.93	04.98					
MAZDA MX-5 (NB) (98-05)									
	1.6 16V (NB18)	81	05.98	07.00		13.0460-5834.2	605834	- Sportpaket ¹⁾	23354 13,0 /WK/Zub
	1.8 16V (NB1)	103	05.98	07.00		13.0460-0278.2	610278	- Sportpaket ¹⁾	Belagsatz-Zubehör
	1.6 Sport (NB18)	81	08.00	10.05		13.0460-5867.2	605867	+ Sportpaket ²⁾	23863 14,3 /WK/Zub
	1.8 16V (NB18)	102	08.00	10.05					
	1.8 16V (NB18)	107	08.00	10.05					
	1.6 16V (NB18)	81	05.98	07.00		24.0120-0169.1	420169	- Sportpaket ¹⁾	255 20,0 18,0 V +B
	1.8 16V (NB1)	103	05.98	07.00					
	1.6 Sport (NB18)	81	08.00	10.05		24.0122-0235.1	422235	+ Sportpaket ²⁾	270 22,0 20,0 V
	1.8 16V (NB18)	102	08.00	10.05					
	1.8 16V (NB18)	107	08.00	10.05					
	1.6 16V (NB18)	81	05.98	07.03		13.0460-5865.2	605865		23387 12,6 +/WK/Zub
	1.8 16V (NB1)	103	05.98	07.03					AKE
	1.8 16V (NB18)	102	08.00	10.00		13.0460-5866.2	605866		23876 12,4 +/WK
	1.8 16V (NB18)	107	08.00	10.00					AKE
	1.6 Sport (NB18)	81	08.03	10.05		13.0460-5732.2	605732		24029 12,5 +/WK/Zub
	1.8 16V (NB1)	103	08.03	10.05					AKE
	1.8 16V (NB18)	102	11.00	10.05					
	1.8 16V (NB18)	107	11.00	10.05					
	1.6 16V (NB18)	81	05.98	07.00		24.0109-0131.1	409131		251 9,0 8,0 +B
	1.8 16V (NB1)	103	05.98	07.00					
	1.6 Sport (NB18)	81	08.00	10.05		24.0110-0307.1	410307		276 10,0 8,0
	1.8 16V (NB18)	102	08.00	10.05					
	1.8 16V (NB18)	107	08.00	10.05					
MAZDA MX-5 (NC) (05-)									
	1.8 16V (NC18)	93	03.05			13.0460-5761.2	605761		24297 14,4 /WK/Zub
	2.0 16V (NC18)	118	03.05						
	1.8 16V (NC18)	93	03.05			24.0122-0249.1	422249		290 22,0 20,0 V +B
	2.0 16V (NC18)	118	03.05						
	1.8 16V (NC18)	93	03.05			13.0460-5762.2	605762		24298 14,0 +/WK/Zub
	2.0 16V (NC18)	118	03.05						
	1.8 16V (NC18)	93	03.05			24.0110-0302.1	410302		280 10,0 8,0 +B
	2.0 16V (NC18)	118	03.05						
MAZDA MX-6 (91-97)									
	2.0 (GE1)	85	07.91	08.97		13.0460-5954.2	605954		23845 15,8 +/WK/Zub
	2.5 V6 (GE1/GE7)	120	08.94	08.97		13.0460-0443.2	610443		Belagsatz-Zubehör
	2.5 V6 (GE1/GE7)	121	07.91	08.97					SUM
	2.5 V6 (GE1/GE7)	123	02.93	08.97					
	2.0 (GE1)	85	07.91	08.97		24.0124-0129.1	424129		258 24,0 22,0 V +B
	2.5 V6 (GE1/GE7)	120	08.94	08.97					
	2.5 V6 (GE1/GE7)	121	07.91	08.97					
	2.5 V6 (GE1/GE7)	123	02.93	08.97					
	2.0 (GE1)	85	07.91	08.97		13.0460-5973.2	605973		21766 13,5
	2.5 V6 (GE1/GE7)	120	08.94	08.97		13.0460-0245.2	610245		Belagsatz-Zubehör
	2.5 V6 (GE1/GE7)	121	07.91	08.97					
	2.5 V6 (GE1/GE7)	123	02.93	08.97					

¹⁾ - sport package / - pacchetto sportivo / - version sport / - kit sportivo
²⁾ + sports package / + pacchetto sportivo / + version sport / + kit sportivo



MAZDA MX-6 (91-97)		MAZDA PREMACY (CP) (99-05)		MAZDA PREMACY (CR) (05-10)		MAZDA RX-8 (03-12)	
	2.0 (GE1) 2.5 V6 (GE1/GE7) 2.5 V6 (GE1/GE7) 2.5 V6 (GE1/GE7)	85 120 121 123	07.91 08.94 07.91 02.93	08.97 08.97 08.97 08.97	24.0110-0234.1 410234		261 10,0 8,0 +B
	1.8 i 16V 1.9 i 16V 2.0 DiTD 2.0 DiTD	74 84 66 74	07.99 07.99 10.99 07.00	03.05 03.05 06.00 03.05	13.0460-5954.2 605954	5 Sitzplätze ¹⁾	23845 15,8 +/WK/Zub SUM
	1.8 i 16V 1.9 i 16V 2.0 DiTD 2.0 DiTD 2.0 i 16V	74 84 66 74 96	07.99 07.99 10.99 07.00 11.01	03.05 03.05 06.00 03.05 03.05	13.0460-5831.2 605831	7 Sitzplätze ²⁾	23777 16,0 +/WK/Zub SUM
	1.8 i 16V 1.9 i 16V 2.0 DiTD 2.0 DiTD	74 84 66 74	07.99 07.99 10.99 07.00	03.05 03.05 06.00 03.05	24.0124-0129.1 424129	5 Sitzplätze ¹⁾	258 24,0 22,0 V +B
	1.8 i 16V 1.9 i 16V 2.0 DiTD 2.0 DiTD 2.0 i 16V	74 84 66 74 96	07.99 07.99 10.99 07.00 11.01	03.05 03.05 06.00 03.05 03.05	24.0124-0175.1 424175	7 Sitzplätze ²⁾	274 24,5 22,0 V +B
	1.8 i 16V 1.9 i 16V 2.0 DiTD 2.0 DiTD 2.0 i 16V	74 84 66 74 96	07.99 07.99 10.99 07.00 11.01	03.05 + ABS 03.05 06.00 03.05 + ABS 03.05	13.0460-5804.2 605804 13.0460-0234.2 610234		24045 13,7 Belagsatz-Zubehör AKE
	1.8 i 16V 1.9 i 16V 2.0 DiTD 2.0 DiTD 2.0 i 16V	74 84 66 74 96	07.99 07.99 10.99 07.00 11.01	03.05 + ABS 03.05 06.00 03.05 + ABS 03.05	24.0110-0234.1 410234	5 Sitzplätze ¹⁾	261 10,0 8,0 +B
	1.8 i 16V 1.9 i 16V 2.0 DiTD 2.0 DiTD 2.0 i 16V	74 84 66 74 96	07.99 07.99 10.99 07.00 11.01	03.05 + ABS 03.05 06.00 03.05 + ABS 03.05	24.0110-0302.1 410302	7 Sitzplätze ²⁾	280 10,0 8,0 +B
	1.8 i 16V 1.9 i 16V 2.0 DiTD	74 84 66	07.99 07.99 10.99	12.99 12.99 12.99	03.0137-0431.2 650431 03.0137-9262.2 669262	- ABS - ABS	229 x 43 Bremsbacken-Zubehör
	1.8 i 16V 1.9 i 16V 2.0 DiTD 2.0 DiTD	74 84 66 74	01.00 01.00 01.00 07.00	07.01 07.01 06.00 07.01	03.0137-0416.2 650416 03.0137-9262.2 669262	- ABS - ABS	229 x 43 Bremsbacken-Zubehör
	2.0 i 16V	107	03.05	05.10 + ⊕	13.0460-7193.2 607193 13.0470-7193.2 LD7193		23723 18,1 + 23723 18,1 + ATE
	2.0 i 16V	107	03.05	05.10 + ⊕	24.0125-0165.1 425165 24.0125-0170.1 425170	+ 15" Rad ³⁾ + 16" Rad ⁴⁾	278 25,0 23,0 V L +B 300 25,0 23,0 V L +B
	2.0 i 16V	107	03.05	05.10 + ⊕	13.0460-7195.2 607195 13.0470-7195.2 LD7195		23482 16,6 + 23482 16,6 + ATE
	2.0 i 16V 2.0 i 16V	107 107	03.05 03.05	05.10 + ⊕ 05.10 + ⊕	24.0111-0160.1 411160 24.0111-0165.1 411165	+ 15" Rad ³⁾ + 16" Rad ⁴⁾	280 11,0 9,0 +B 302 11,0 9,0 +B
	2.6 Wankel 2.6 Wankel 2.6 Wankel 2.6 Wankel	141 158 170 177	10.03 11.03 10.03 11.03	06.12 06.12 06.12 06.12	13.0460-5877.2 605877		24042 16,3 SUM
	2.6 Wankel 2.6 Wankel 2.6 Wankel 2.6 Wankel	141 158 170 177	10.03 11.03 10.03 11.03	06.12 - Sportfahrwerk ⁵⁾ 06.12 - Sportfahrwerk ⁵⁾ 06.12 - Sportfahrwerk ⁵⁾ 06.12 - Sportfahrwerk ⁵⁾	24.0124-0217.1 424217		303 24,0 22,0 V +B
	2.6 Wankel 2.6 Wankel 2.6 Wankel 2.6 Wankel	141 158 170 177	10.03 11.03 10.03 11.03	06.12 + Sportfahrwerk ⁶⁾ 06.12 + Sportfahrwerk ⁶⁾ 06.12 + Sportfahrwerk ⁶⁾ 06.12 + Sportfahrwerk ⁶⁾	24.0124-0218.1 424218		323 24,0 22,0 V +B
	2.6 Wankel 2.6 Wankel 2.6 Wankel 2.6 Wankel	141 158 170 177	10.03 11.03 10.03 11.03	06.12 06.12 06.12 06.12	13.0460-5856.2 605856		24039 14,4 +/WK
	2.6 Wankel 2.6 Wankel 2.6 Wankel 2.6 Wankel	141 158 170 177	10.03 11.03 10.03 11.03	09.05 09.05 09.05 09.05	24.0118-0149.1 418149		302 18,0 16,0 V +B

¹⁾ 5 seats / posto a sedere 5 / place siège 5 / plaza sentada 5

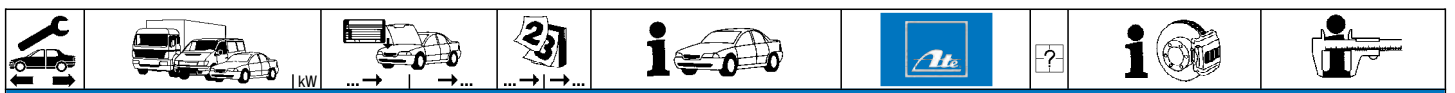
²⁾ 7 seats / posto a sedere 7 / place siège 7 / plaza sentada 7

³⁾ + 15" wheel / + ruota 15" / + roue 15" / + rueda 15"

⁴⁾ + 16" wheel / + ruota 16" / + roue 16" / + rueda 16"

⁵⁾ - sports suspension / - sospensione sportiva / - châssis de sport / - suspensión deportiva

⁶⁾ + sports suspension / + sospensione sportiva / + châssis de sport / + suspensión deportiva



MAZDA TRIBUTE (00-04)											
	2.0 i 16V	91		03.00	03.04		13.0460-7205.2	607205		23787 19,0 +	ATE
	2.0 i 16V 4WD	91		03.00	03.04						
	3.0 i V6 4WD	145		03.00	03.04						
	2.0 i 16V	91		03.00	03.04		24.0124-0735.1	424735		278 24,0 22,0 V +B	
	2.0 i 16V 4WD	91		03.00	03.04						
	3.0 i V6 4WD	145		03.00	03.04						
	2.0 i 16V	91		03.00	03.04		03.0137-0416.2	650416		229 x 43	Bremsbacken-Zubehör
	2.0 i 16V 4WD	91		03.00	03.04		03.0137-9262.2	669262			
	3.0 i V6 4WD	145		03.00	03.04						
MAZDA TRIBUTE (04-08)											
	2.3 i 16V AWD	110		04.04	02.05 + HA-Trommelbremse ¹⁾		13.0460-7205.2	607205		23787 19,0 +	ATE
	3.0 i V6 AWD	149		04.04	02.05 + HA-Trommelbremse ¹⁾						
	2.3 i 16V AWD	110		04.04	05.08 + HA-Scheibenbremse ²⁾		13.0460-7234.2	607234		24438 16,1 +	ATE
	3.0 i V6 AWD	149		04.04	05.08 + HA-Scheibenbremse ²⁾						
	2.3 i 16V AWD	110		04.04	05.08 + ABS		13.0460-7235.2	607235		24670 18,0 +	ATE
	3.0 i V6 AWD	149		04.04	05.08 + ABS						
	2.3 i 16V AWD	110		04.04	05.08 + ABS		24.0112-0181.1	412181		302 12,0 11,0 +B	
	3.0 i V6 AWD	149		04.04	05.08 + ABS						
	2.3 i 16V AWD	110		04.04	02.05 - ABS		03.0137-0416.2	650416		229 x 43	Bremsbacken-Zubehör
	3.0 i V6 AWD	149		04.04	02.05 - ABS		03.0137-9262.2	669262			
MAZDA XEDOS 6 (92-00)											
	1.6 i 16V (CA1)			06.92	09.99		13.0460-5954.2	605954		23845 15,8 +/WK/Zub	SUM
	2.0 i V6 (CA1)			06.92	10.00		13.0460-0443.2	610443		Belagsatz-Zubehör	SUM
	1.6 i 16V (CA1)			06.92	09.99		24.0124-0129.1	424129		258 24,0 22,0 V +B	
	2.0 i V6 (CA1)			06.92	10.00						
	1.6 i 16V (CA1)			06.92	09.99		13.0460-5973.2	605973		21766 13,5	Belagsatz-Zubehör
	2.0 i V6 (CA1)			06.92	10.00		13.0460-0245.2	610245			
	1.6 i 16V (CA1)			06.92	09.99		24.0110-0234.1	410234		261 10,0 8,0 +B	
	2.0 i V6 (CA1)			06.92	10.00						
MAZDA XEDOS 9 (93-02)											
	2.0 i V6 (TA1)	105		07.93	01.00		24.0128-0175.1	428175		274 28,0 26,0 V	
	2.3 i V6 (TA2)	155		02.95	01.00						
	2.5 i V6 (TA1)	123		07.93	06.00						
	2.5 i V6 4WS (TA7)	123		07.93	06.00						
	2.0 i V6 (TA1)	105		10.98	01.00		13.0460-5625.2	605625		21319 14,9 +/WK	
	2.3 i V6 (TA2)	155		02.95	01.00						
	2.5 i V6 (TA1)	123		10.98	06.00						
	2.5 i V6 (TA12)	120		07.00	09.02						
	2.5 i V6 4WS (TA7)	123		10.98	06.00						
MERCEDES BENZ A-Klasse (W168) (97-04)											
	A 140	60		09.97	08.04 + kurzer Radstand ³⁾		13.0460-2833.2	602833		23070 17,0 /WE/Zub/S	LUC
	A 160 CDI	44		08.98	01.01		13.0470-2833.2	LD2833		23070 17,0 /WE/Zub/S	LUC
	A 160 CDI	55		02.01	08.04		13.0460-0163.2	610163		Belagsatz-Zubehör	LUC
							24.8190-0401.2	620401	1	Warnkontakt L=95mm	
	A 140	60		09.97	08.04 - kurzer Radstand ⁴⁾		13.0460-2776.2	602776		23070 17,0 /WE/Zub/S	LUC
	A 160	75		09.97	08.04 - (BR)		13.0470-2776.2	LD2776		23070 17,0 /WE/Zub/S	LUC
	A 170 CDI	66		03.98	01.01		13.0460-0024.2	610024		Belagsatz-Zubehör	
	A 170 CDI	70		02.01	08.04		24.8190-0401.2	620401	1	Warnkontakt L=95mm	
	A 190	92		05.99	08.04 - (BR)						
	A 160	75		05.99	08.04 + (BR)		24.8190-0401.2	620401	1	Warnkontakt L=95mm	
	A 190	92		05.99	08.04 + (BR)						
	A 210 Evolution	103		03.02	08.04		24.8190-0401.2	620401	1	Warnkontakt L=95mm	
	A 140	60		09.97	08.04 + kurzer Radstand ³⁾		24.0112-0144.1	412144		260 12,0 10,0 L +S +B	
	A 160 CDI	44		08.98	01.01		24.0312-0144.1	512144		260 12,0 10,0 L +S +B PD	
	A 160 CDI	55		02.01	08.04						
	A 140	60		09.97	08.04 - kurzer Radstand ⁴⁾		24.0122-0168.1	422168		260 22,0 19,4 V L +S +B	
	A 160	75		09.97	08.04		24.0322-0168.1	522168		260 22,0 19,4 V L +S +B PD	
	A 170 CDI	66		03.98	01.01						
	A 170 CDI	70		02.01	08.04						
	A 190	92		05.99	08.04 + (BR)						
	A 190	92		05.99	08.04 - (BR)		24.0122-0208.1	422208		276 22,0 19,4 V L +B	
	A 160	75		09.97	08.04 + langer Radstand ⁵⁾		13.0460-2855.2	602855		23138 14,6 /S	LUC
	A 170 CDI	70		02.01	08.04 + langer Radstand ⁵⁾		13.0470-2855.2	LD2855		23138 14,6 /S	LUC
	A 190	92		05.99	08.04 - (BR)		13.0460-0144.2	610144		Belagsatz-Zubehör	LUC
	A 210 Evolution	103		03.02	08.04						
	A 160	75		09.97	08.04 + langer Radstand ⁵⁾		24.0108-0111.1	408111		258 8,0 7,0 +B	
	A 170 CDI	70		02.01	08.04 + langer Radstand ⁵⁾		24.0308-0111.1	508111		258 8,0 7,0 +B PD	
	A 190	92		05.99	08.04 - (BR)						
	A 210 Evolution	103		03.02	08.04						

¹⁾ + RA drum brake / + P freno a tamburo / + frein à tambour essieu AR / + ET-tambores de freno

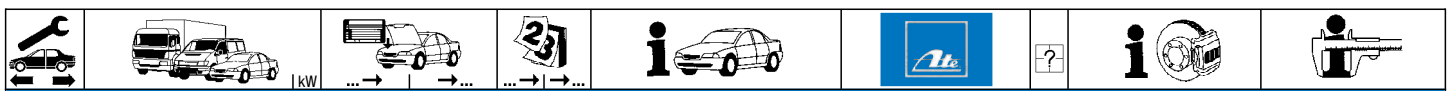
²⁾ + RA disc brake / + P disco freno / + frein à disque essieu AR / + ET-disco de freno

³⁾ + short wheel base / + passo lungo / + empattement court / + distancia corta entre ejes

⁴⁾ - short wheel base / - passo corto / - empattement court / - distancia corta entre ejes

⁵⁾ + long wheel base / + passo lungo / + empattement long / + distancia larga entre ejes





MERCEDES BENZ A-Klasse (W168) (97-04)

	A 140	60		09.97	08.04		03.0137-0349.2	650349		180 x 42 HEB	LUC
	A 160	75		09.97	08.04	+ kurzer Radstand/ - (BR) ¹⁾	03.0137-9232.2	669232		Bremsbacken-Zubehör	LUC
	A 160 CDI	44		08.98	01.01						
	A 160 CDI	55		02.01	08.04						
	A 170 CDI	66		03.98	01.01						
	A 170 CDI	70		02.01	08.04	+ kurzer Radstand ²⁾					
	A 140	60		09.97	08.04		24.0218-0023.1	480077		180/181 x 49	
	A 160	75		09.97	08.04	+ kurzer Radstand ²⁾					
	A 160 CDI	44		08.98	01.01						
	A 160 CDI	55		02.01	08.04						
	A 170 CDI	66		03.98	01.01						
	A 170 CDI A 190	70 92		02.01 05.99	08.04 08.04	+ kurzer Radstand ²⁾ + (BR)					
	A 140	60	J078973	09.97			03.0520-4619.3	694619		19,05/180x42 TopKit	LUC
	A 160	75	J078973	09.97		+ kurzer Radstand/ - (BR) ¹⁾					
	A 170 CDI	66	J078973	03.98							
	A 140	60	J078974		08.04		03.0520-3417.3	693417		17,78/180x42 TopKit	LUC
	A 160	75	J078974		08.04	+ kurzer Radstand/ - (BR) ¹⁾					
	A 160 CDI	44		08.98	01.01						
	A 160 CDI	55		02.01	08.04						
	A 170 CDI	66	J078974		01.01						
	A 170 CDI	70		02.01	08.04	+ kurzer Radstand ²⁾					
	A 160	75		09.97	08.04	+ langer Radstand ³⁾	03.0137-0170.2	650170		164 x 20 /Zub	
	A 170 CDI	70		02.01	08.04	+ langer Radstand ³⁾					
	A 190	92		05.99	08.04	- (BR)					
	A 210 Evolution	103		03.02	08.04						














MERCEDES BENZ A-Klasse (W169) (04-12)

	A 150 / A 160	70		08.04	05.12		13.0460-2885.2	602885		24077 19,1 /WE/Zub/S	LUC
	A 160 CDI	60	J 215300	08.04	08.04	- erhöhte Zuladung ⁴⁾	13.0470-2885.2	LD2885		24077 19,1 /WE/Zub/S	LUC
	A 160 CDI	60	J 215301		05.12	- erhöhte Zuladung ⁴⁾	13.0460-2711.2	602711		24077 19,1 /WE/Zub/S	LUC
	A 160 CDI	60		08.04	05.12	+ erhöhte Zuladung ⁵⁾	13.0470-2711.2	LD2711		24077 19,1 /WE/Zub/S	LUC
	A 170	85		08.04	05.12		24.8190-0410.2	620410	1	Warnkontakt L=97,5mm	
	A 180	85		04.09	05.12						
	A 180 CDI	80		08.04	05.12						
	A 200	100		08.04	05.12						
	A 200 CDI			08.04	05.12		13.0460-2708.2	602708		23881 20,0 /WE/Zub/S	LUC
	A 200 Turbo	142		03.05	05.12		13.0470-2708.2	LD2708		23881 20,0 /WE/Zub/S	LUC
E-Cell	50		12.10	05.12		24.8190-0410.2	620410	1	Warnkontakt L=97,5mm		
	A 150 / A 160	70		08.04	05.12		24.0112-0167.1	412167		276 12,0 10,0 L +S +B	
	A 160 CDI	60		08.04	05.12		24.0122-0232.1	422232		276 22,0 19,4 V L +S +B	
	A 170	85		08.04	05.12						
	A 180	85		04.09	05.12						
	A 180 CDI	80		08.04	05.12						
	A 200	100		08.04	05.12						
	A 200 CDI			08.04	05.12		24.0125-0167.1	425167		288 25,0 22,4 V L +S +B	
	A 200 Turbo	142		03.05	05.12		24.0325-0167.1	525167		288 25,0 22,4 V L +S +B PD	
E-Cell	50		12.10	05.12							
	E-Cell	50		12.10	05.12		13.0460-2855.2	602855		23138 14,6 /S	LUC
							13.0470-2855.2	LD2855		23138 14,6 /S	LUC
							13.0460-0144.2	610144		Belagsatz-Zubehör	LUC
	A 150 / A 160	70		08.04	05.12		13.0460-2712.2	602712		23138 14,6 /Zub/S	LUC
	A 160 CDI	60		08.04	05.12		13.0470-2712.2	LD2712		23138 14,6 /Zub/S	LUC
	A 170	85		08.04	05.12						
	A 180	85		04.09	05.12						
	A 180 CDI	80		08.04	05.12						
	A 200	100		08.04	05.12						
	A 200 CDI			08.04	05.12						
A 200 Turbo	142		03.05	05.12							
	E-Cell	50		12.10	05.12						
	A 150 / A 160	70		08.04	05.12		24.0108-0113.1	408113		258 8,0 7,0 +S +B	
	A 160 CDI	60		08.04	05.12						
	A 170	85		08.04	05.12						
	A 180	85		04.09	05.12						
	A 180 CDI	80		08.04	05.12						
	A 200	100		08.04	05.12						
	A 200 CDI			08.04	05.12						
	A 200 Turbo	142		03.05	05.12						
	E-Cell	50		12.10	05.12						
	A 150 / A 160	70		08.04	05.12		03.0137-0170.2	650170		164 x 20 /Zub	
	A 160 CDI	60		08.04	05.12						
	A 170	85		08.04	05.12						
	A 180	85		04.09	05.12						
	A 180 CDI	80		08.04	05.12						
	A 200	100		08.04	05.12						
	A 200 CDI			08.04	05.12						
	A 200 Turbo	142		03.05	05.12						
	E-Cell	50		12.10	05.12						

MERCEDES BENZ A-Klasse (W176) (12-)



















	A 180	90		06.12			13.0460-2778.2	602778		+ Stahlfelgen ⁶⁾	25326 19,3 +WE/S	LUC
							13.0470-2778.2	LD2778		+ Stahlfelgen ⁶⁾	25326 19,3 +WE/S	LUC
							13.0460-2779.2	602779		+ Leichtmetallfelgen ⁷⁾	24869 19,3 +WE/S	LUC
							13.0470-2779.2	LD2779		+ Leichtmetallfelgen ⁷⁾	24869 19,3 +WE/S	LUC
							24.8190-0067.2	620067	1		Warnkontakt L=92,5mm	

1) + short wheel base/ - (BR) / + passo corto/ - (BR) / + empattement court/ - (BR) / + distanc.corta entre ejes/ - (BR)
 2) + short wheel base / + passo lungo / + empattement court / + distancia corta entre ejes
 3) + long wheel base / + passo lungo / + empattement long / + distancia larga entre ejes
 4) - increased payload / - carico utile maggiorato / - charge utile augmentée / - incremento de carga
 5) + increased payload / + carico utile maggiorato / + charge utile augmentée / + incremento de carga
 6) + steel rims / + cerchioni in acciaio / + jantes en acier / + Llantas acero
 7) + light alloy rims / + cerchioni in lega / + jantes en alliage léger / + Llantas de aleación ligera



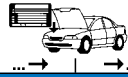













									
MERCEDES BENZ A-Klasse (W176) (12-)									
	A 160 CDI	66	06.13		13.0460-2778.2	602778	- Sportpaket / - Sportpaket AMG ¹⁾	25326 19,3 +/WE/S	LUC
	A 180 CDI	80	06.12		13.0470-2778.2	LD2778	- Sportpaket / - Sportpaket AMG ¹⁾	25326 19,3 +/WE/S	LUC
					13.0460-2779.2	602779	+ Sportpaket / + Sportpaket AMG ²⁾	24869 19,3 +/WE/S	LUC
					13.0470-2779.2	LD2779	+ Sportpaket / + Sportpaket AMG ²⁾	24869 19,3 +/WE/S	LUC
					24.8190-0067.2	620067		Warnkontakt L=92,5mm	
	A 160	75	07.15		13.0460-2779.2	602779		24869 19,3 +/WE/S	LUC
	A 200	115	06.12		13.0470-2779.2	LD2779		24869 19,3 +/WE/S	LUC
	A 200 CDI	100	06.12	02.14	24.8190-0067.2	620067		Warnkontakt L=92,5mm	
	A 200 CDI	100	02.14						
	A 200 CDI 4-Matic	100	02.14						
	A 220 4-matic	135	05.14						
	A 220 CDI	125	06.12						
	A 220 CDI 4-Matic	125	09.12						
	A 220 d	130	07.15						
	A 220 d 4-matic	130	07.15						
A 250	155	06.12							
A 250	160	07.15							
A 250 4-Matic	155	06.13							
A 250 4-matic	160	07.15							
A 45 AMG		06.13			24.8190-0067.2	620067		Warnkontakt L=92,5mm	
	A 180	90	06.12		24.0128-0276.1	428276	- Sportpaket / - Sportpaket AMG ¹⁾	+ Leichtmetallfelgen ³⁾	295 28,0 25,4 V L +S +B
	A 160	75	07.15		24.0128-0276.1	428276	- Sportpaket / - Sportpaket AMG ¹⁾		295 28,0 25,4 V L +S +B
	A 200	115	06.12				- Sportpaket / - Sportpaket AMG ¹⁾		
	A 200 CDI	100	06.12	02.14			- Sportpaket / - Sportpaket AMG ¹⁾		
	A 200 CDI	100	02.14				- Sportpaket / - Sportpaket AMG ¹⁾		
	A 200 CDI 4-Matic	100	02.14				- Sportpaket / - Sportpaket AMG ¹⁾		
	A 160	75	07.15		24.0128-0262.1	428262	+ Sportpaket / + Sportpaket AMG ²⁾		295 28,0 26,0 V L +S +B
	A 160 CDI	66	06.13				+ Sportpaket / + Sportpaket AMG ²⁾		
	A 180	90	06.12				+ Sportpaket / + Sportpaket AMG ²⁾		
	A 180 CDI	80	06.12				+ Sportpaket / + Sportpaket AMG ²⁾		
	A 200	115	06.12				+ Sportpaket / + Sportpaket AMG ²⁾		
	A 200 CDI	100	06.12	02.14			+ Sportpaket / + Sportpaket AMG ²⁾		
	A 200 CDI	100	02.14				+ Sportpaket / + Sportpaket AMG ²⁾		
	A 200 CDI 4-Matic	100	02.14				+ Sportpaket / + Sportpaket AMG ²⁾		
	A 250	155	06.12		24.0130-0237.1	430237	- Sportpaket / - Sportpaket AMG ¹⁾		320 30,0 28,0 V L +S +B
A 250	160	07.15				- Sportpaket / - Sportpaket AMG ¹⁾			
A 250 4-Matic	155	06.13				- Sportpaket / - Sportpaket AMG ¹⁾			
A 250 4-matic	160	07.15				- Sportpaket / - Sportpaket AMG ¹⁾			
A 220 4-matic	135	05.14		24.0128-0275.1	428275	- Sportpaket / - Sportpaket AMG ¹⁾		295 28,0 25,4 V L +S +B	
A 220 CDI	125	06.12				- Sportpaket / - Sportpaket AMG ¹⁾			
A 220 CDI 4-Matic	125	09.12				- Sportpaket / - Sportpaket AMG ¹⁾			
A 220 d	130	07.15				- Sportpaket / - Sportpaket AMG ¹⁾			
A 220 d 4-matic	130	07.15				- Sportpaket / - Sportpaket AMG ¹⁾			
A 220 4-matic	135	05.14		24.0130-0238.1	430238	+ Sportpaket / + Sportpaket AMG ²⁾	+ gelochte Bremsscheibe ⁴⁾	320 30,0 28,0 V L +S +B	
A 220 CDI	125	06.12				+ Sportpaket / + Sportpaket AMG ²⁾			
A 220 CDI 4-Matic	125	09.12				+ Sportpaket / + Sportpaket AMG ²⁾			
A 220 d	130	07.15				+ Sportpaket / + Sportpaket AMG ²⁾			
A 220 d 4-matic	130	07.15				+ Sportpaket / + Sportpaket AMG ²⁾			
A 250	155	06.12				+ Sportpaket / + Sportpaket AMG ²⁾			
A 250	160	07.15				+ Sportpaket / + Sportpaket AMG ²⁾			
A 250 4-Matic	155	06.13				+ Sportpaket / + Sportpaket AMG ²⁾			
A 250 4-matic	160	07.15				+ Sportpaket / + Sportpaket AMG ²⁾			
	A 160	75	07.15		24.0711-5388.3	360380			Radsensor L=910
	A 160 CDI	66	06.13						
	A 180	90	06.12						
	A 180 CDI	80	06.12						
	A 200	115	06.12						
	A 200 CDI	100	06.12	02.14					
	A 200 CDI	100	02.14						
	A 200 CDI 4-Matic	100	02.14						
	A 220 4-matic	135	05.14						
	A 220 CDI	125	06.12						
	A 220 CDI 4-Matic	125	09.12						
	A 220 d	130	07.15						
	A 220 d 4-matic	130	07.15						
	A 250	155	06.12						
	A 250	160	07.15						
A 250 4-Matic	155	06.13							
A 250 4-matic	160	07.15							
A 45 AMG		06.13							
	A 160	75	07.15		13.0460-2786.2	602786	elektrische Feststellbremse ⁵⁾	24848 18,3 /WE/Zub/S	LUC
	A 160 CDI	66	06.13		13.0470-2786.2	LD2786	elektrische Feststellbremse ⁵⁾	24848 18,3 /WE/Zub/S	LUC
	A 180	90	06.12						
	A 180 CDI	80	06.12						
	A 200	115	06.12						
	A 200 CDI	100	06.12	02.14					
	A 200 CDI	100	02.14						
	A 200 CDI 4-Matic	100	02.14						
	A 220 4-matic	135	05.14						
	A 220 CDI	125	06.12						
	A 220 CDI 4-Matic	125	09.12						
	A 220 d	130	07.15						
	A 220 d 4-matic	130	07.15						
	A 250	155	06.12						
	A 250	160	07.15						
A 250 4-Matic	155	06.13							

¹⁾ - sport package/- sport package AMG / - pacchetto sportivo/- pacchetto sport.AMG / - version sport/- version sport AMG / - kit deportivo/- kit deportivo AMG
²⁾ + sports package/+ sports package AMG / + pacchetto sportivo/+ pacchetto sport.AMG / + version sport/+ version sport AMG / + kit deportivo/+ kit deportivo AMG
³⁾ + light alloy rims / + cerchi in lega / + jantes en alliage léger / + Llantas de aleación ligera
⁴⁾ + perforated brake disc / + disco freno perforato / + disque de frein perforé / + disco de freno perforado
⁵⁾ electric parking brake / fr/di stazionamento elettrico / frein à main électrique / freno de mano eléctrico



										
MERCEDES BENZ A-Klasse (W176) (12-)										
	A 250 4-matic	160		07.15		13.0460-2786.2 13.0470-2786.2	602786 LD2786	elektrische Feststellbremse ¹⁾ elektrische Feststellbremse ¹⁾	24848 18,3 /WE/Zub/S 24848 18,3 /WE/Zub/S	LUC LUC
	A 160 A 160 CDI A 180 A 180 CDI A 200 A 200 CDI A 200 CDI	75 66 90 80 115 100 100		07.15 06.13 06.12 06.12 06.12 06.12 02.14			24.0109-0173.1	409173	elektrische Feststellbremse ¹⁾	276 9,0 7,3 L +S +B
	A 200 CDI 4-Matic A 220 4-matic A 220 CDI A 220 CDI 4-Matic A 220 d A 220 d 4-matic A 250 A 250 A 250 4-Matic A 250 4-matic	100 135 125 125 130 130 155 160 155 160		02.14 05.14 06.12 09.12 07.15 07.15 06.12 07.15 06.13 07.15	- Sport Edition [P84] - Sport Edition [P84] - Sport Edition [P84]		24.0110-0382.1	410382	elektrische Feststellbremse ¹⁾	295 10,0 8,3 +S +B
	A 160 A 160 CDI A 180 A 180 CDI A 200 A 200 CDI A 200 CDI A 200 CDI 4-Matic A 220 4-matic A 220 CDI A 220 CDI 4-Matic A 220 d A 220 d 4-matic A 250 A 250 A 250 4-Matic A 250 4-matic A 45 AMG	75 66 90 80 115 100 100 100 135 125 125 130 130 155 160 155 160 160		07.15 06.13 06.12 06.12 06.12 06.12 02.14 02.14 05.14 06.12 09.12 07.15 07.15 06.12 07.15 06.13 07.15 06.13	02.14		24.0711-5527.3	360405	2 	Radsensor L=1045
MERCEDES BENZ B-Klasse (W245) (05-11)										
	B 150 / B 160 B 160 BlueEfficiency B 170 / B 180 B 180 BlueEfficiency	70 85		03.05 04.09 03.05 04.09	04.11 04.11 04.11 04.11	13.0460-2711.2 13.0470-2711.2 24.8190-0410.2	602711 LD2711 620410	1	24077 19,1 /WE/Zub/S 24077 19,1 /WE/Zub/S Warnkontakt L=97,5mm	LUC LUC
	B 170 NGT B 180 CDI B 180 NGT B 200 B 200 CDI B 200 Turbo	85 80 85 100 103 142		04.08 03.05 04.09 03.05 03.05 03.05	04.09 04.11 04.11 04.11 04.11 04.11	13.0460-2708.2 13.0470-2708.2 24.8190-0410.2	602708 LD2708 620410	1	23881 20,0 /WE/Zub/S 23881 20,0 /WE/Zub/S Warnkontakt L=97,5mm	LUC LUC
	B 150 / B 160 B 160 BlueEfficiency B 170 / B 180 B 180 BlueEfficiency	70 85		03.05 04.09 03.05 04.09	04.11 04.11 04.11 04.11	24.0122-0232.1	422232		276 22,0 19,4 V L +S +B	
	B 170 NGT B 180 CDI B 180 NGT B 200 B 200 CDI B 200 Turbo	85 80 85 100 103 142		04.08 04.05 04.09 04.05 04.05 04.05	04.09 10.11 10.11 10.11 10.11 10.11	24.0125-0167.1 24.0325-0167.1	425167 525167		288 25,0 22,4 V L +S +B 288 25,0 22,4 V L +S +B PD	
	B 150 / B 160 B 160 BlueEfficiency B 170 / B 180 B 170 NGT B 180 BlueEfficiency B 180 CDI B 180 NGT B 200 B 200 CDI B 200 Turbo	70 85 85 80 85 100 103 142		03.05 04.09 03.05 04.08 04.09 03.05 04.09 03.05 03.05 03.05	04.11 04.11 04.11 04.09 04.11 04.11 04.11 04.11 04.11 04.11	13.0460-2712.2 13.0470-2712.2	602712 LD2712		23138 14,6 /Zub/S 23138 14,6 /Zub/S	LUC LUC
	B 150 / B 160 B 160 BlueEfficiency B 170 / B 180 B 170 NGT B 180 BlueEfficiency B 180 CDI B 180 NGT B 200 B 200 CDI B 200 Turbo	70 85 85 80 85 100 103 142		03.05 04.09 03.05 04.08 04.09 04.09 03.05 04.09 03.05 03.05	04.11 04.11 04.11 04.09 04.11 04.11 04.11 04.11 04.11 04.11	24.0108-0113.1	408113		258 8,0 7,0 +S +B	
	B 150 / B 160 B 160 BlueEfficiency B 170 / B 180 B 170 NGT B 180 BlueEfficiency B 180 CDI	70 85 85 80		03.05 04.09 03.05 04.08 04.09 03.05	04.11 04.11 04.11 04.09 04.11 04.11	03.0137-0170.2	650170		164 x 20 /Zub	

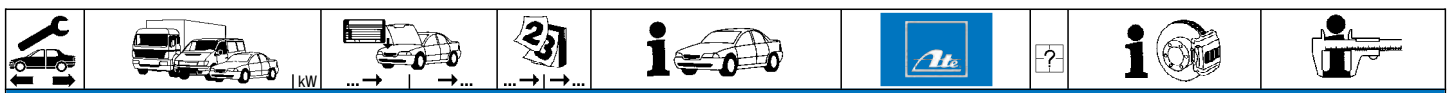
¹⁾ electric parking brake / fr.di stazionamento elettrico / frein à main électrique / freno de mano eléctrico

								
MERCEDES BENZ B-Klasse (W245) (05-11)								
	B 180 NGT	85	04.09	04.11	03.0137-0170.2	650170		164 x 20 /Zub
	B 200	100	03.05	04.11				
	B 200 CDI	103	03.05	04.11				
	B 200 Turbo	142	03.05	04.11				
MERCEDES BENZ B-Klasse (W246/W242) (11-)								
	B 160 CDI	66	05.13		13.0460-2778.2	602778	- Sportpaket ¹⁾	25326 19,3 +/WE/S LUC
	B 180	90	11.11		13.0470-2778.2	LD2778	- Sportpaket ¹⁾	25326 19,3 +/WE/S LUC
	B 180 CDI	80	11.11		13.0460-2779.2	602779	+ Sportpaket ²⁾	24869 19,3 +/WE/S LUC
	B 200 CDI	100	11.11		13.0470-2779.2	LD2779	+ Sportpaket ²⁾	24869 19,3 +/WE/S LUC
	B 200 CDI	100	08.14		24.8190-0067.2	620067	1	Warnkontakt L=92,5mm
	B 200 CDI 4-matic	100	08.14		13.0460-2779.2	602779		24869 19,3 +/WE/S LUC
	B 200 CGI	115	11.11		13.0470-2779.2	LD2779	1	24869 19,3 +/WE/S LUC
	B 200 Natural Gas	115	11.12		24.8190-0067.2	620067		Warnkontakt L=92,5mm
	B 220 4-matic	130	09.14					
	B 220 4-Matic	135	05.13					
	B 220 CDI	125	12.12					
	B 220 CDI	130	09.14					
	B 250	155	09.12					
	B 250 4-matic	155	08.14					
	Electric Drive	132	11.14					
	B 160 CDI	66	05.13		24.0128-0262.1	428262	+ Sportpaket ²⁾	295 28,0 26,0 V L +S +B
	B 180	90	11.11					
	B 180 CDI	80	11.11					
	B 200 CDI	100	11.11					
	B 200 CGI	115	11.11					
	B 200 Natural Gas	115	11.12					
	B 200 CDI	100	08.14		24.0128-0275.1	428275	- Sportpaket ¹⁾	295 28,0 25,4 V L +S +B
	B 200 CDI 4-matic	100	08.14		24.0130-0238.1	430238	+ Sportpaket ²⁾	320 30,0 28,0 V L +S +B
	B 220 4-matic	130	09.14					
	B 220 4-Matic	135	05.13					
	B 220 CDI	125	12.12					
	B 220 CDI	130	09.14					
	B 250	155	09.12		24.0130-0237.1	430237	- Sportpaket ¹⁾	320 30,0 28,0 V L +S +B
	B 250 4-matic	155	08.14		24.0130-0238.1	430238	+ Sportpaket ²⁾	320 30,0 28,0 V L +S +B
	Electric Drive	132	11.14		24.0128-0275.1	428275	- Sportpaket ¹⁾	295 28,0 25,4 V L +S +B
					24.0128-0262.1	428262	+ Sportpaket ²⁾	295 28,0 26,0 V L +S +B
	B 160 CDI	66	05.13		24.0711-5388.3	360380	2 	Radsensor L=910
	B 180	90	11.11					
	B 180 CDI	80	11.11					
	B 200 CDI	100	11.11					
	B 200 CDI	100	08.14					
	B 200 CDI 4-matic	100	08.14					
	B 200 CGI	115	11.11					
	B 200 Natural Gas	115	11.12					
	B 220 4-matic	130	09.14					
	B 220 4-Matic	135	05.13					
	B 220 CDI	125	12.12					
	B 220 CDI	130	09.14					
	B 250	155	09.12					
	B 250 4-matic	155	08.14					
	Electric Drive	132	11.14					
	B 160 CDI	66	05.13		13.0460-2786.2	602786	elektrische Feststellbremse ³⁾	24848 18,3 /WE/Zub/S LUC
	B 180	90	11.11		13.0470-2786.2	LD2786	elektrische Feststellbremse ³⁾	24848 18,3 /WE/Zub/S LUC
	B 180 CDI	80	11.11					
	B 200 CDI	100	11.11					
	B 200 CDI	100	08.14					
	B 200 CDI 4-matic	100	08.14					
	B 200 CGI	115	11.11					
	B 200 Natural Gas	115	11.12					
	B 220 4-matic	130	09.14					
	B 220 4-Matic	135	05.13					
	B 220 CDI	125	12.12					
	B 220 CDI	130	09.14					
	B 250	155	09.12					
	B 250 4-matic	155	08.14					
	Electric Drive	132	11.14					
	B 160 CDI	66	05.13		24.0109-0173.1	409173	elektrische Feststellbremse ³⁾	276 9,0 7,3 L +S +B
	B 180	90	11.11					
	B 180 CDI	80	11.11					
	B 200 CDI	100	11.11					
	B 200 CGI	115	11.11					
	B 200 Natural Gas	115	11.12					
	B 200 CDI	100	08.14		24.0110-0382.1	410382	elektrische Feststellbremse ³⁾	295 10,0 8,3 +S +B
	B 200 CDI 4-matic	100	08.14					
	B 220 4-matic	130	09.14					
	B 220 4-Matic	135	05.13					
	B 220 CDI	125	12.12					
	B 220 CDI	130	09.14					
	B 250	155	09.12					
	B 250 4-matic	155	08.14					
	Electric Drive	132	11.14					

¹⁾ - sport package / - pacchetto sportivo / - version sport / - kit deportivo

²⁾ + sports package / + pacchetto sportivo / + version sport / + kit deportivo

³⁾ electric parking brake / fr.di stazionamento elettrico / frein à main électrique / freno de mano eléctrico



MERCEDES BENZ B-Klasse (W246/W242) (11-)

	B 160 CDI	66		05.13		24.0711-5527.3	360405	2		Radsensor L=1045
	B 180	90		11.11						
	B 180 CDI	80		11.11						
	B 200 CDI	100		11.11						
	B 200 CDI	100		08.14						
	B 200 CDI 4-matic	100		08.14						
	B 200 CGI	115		11.11						
	B 200 Natural Gas	115		11.12						
	B 220 4-matic	130		09.14						
	B 220 4-Matic	135		05.13						
	B 220 CDI	125		12.12						
	B 220 CDI	130		09.14						
	B 250	155		09.12						
	B 250 4-matic	155		08.14						
	Electric Drive	132		11.14						

MERCEDES BENZ CITAN (W415) (12-)

	108 CDI	55		09.12		13.0460-2709.2	602709		+ 14" Rad ¹⁾	23973 17,4 /Zub/S	LUC
	108 CDI BE	55		09.12		13.0470-2709.2	LD2709		+ 14" Rad ¹⁾	23973 17,4 /Zub/S	LUC
	109 CDI	66		09.12							
	109 CDI BE	66		09.12							
	111 CDI	81		06.13							
	111 CDI BE	81		06.13							
	112 BE	84		06.13							
	108 CDI	55		09.12		13.0460-2742.2	602742		+ 15"/16" Rad ²⁾	24693 17,5 /Zub/S	LUC
	108 CDI BE	55		09.12							
	109 CDI	66		09.12							
	109 CDI BE	66		09.12							
	111 CDI	81		06.13							
	111 CDI BE	81		06.13							
	112 BE	84		06.13							
	108 CDI	55		09.12		24.0122-0270.1	422270		+ 14" Rad ¹⁾	258 22,0 19,8 V L +S +B	
	108 CDI BE	55		09.12							
	109 CDI	66		09.12							
	109 CDI BE	66		09.12							
	111 CDI	81		06.13							
	111 CDI BE	81		06.13							
	112 BE	84		06.13							
	108 CDI	55		09.12		24.0126-0180.1	426180		+ 15"/16" Rad ²⁾	280 26,0 23,8 V L +S +B	
	108 CDI BE	55		09.12		24.0124-0222.1	424222		+ 15"/16" Rad ²⁾	280 24,0 21,8 V L +S +B	
	109 CDI	66		09.12							
	109 CDI BE	66		09.12							
	111 CDI	81		06.13							
	111 CDI BE	81		06.13							
	112 BE	84		06.13							
	108 CDI	55		09.12		13.0460-2744.2	602744		+ 15"/16" Rad ²⁾	24692 15,9 /Zub/S	LUC
	108 CDI BE	55		09.12							
	109 CDI	66		09.12							
	109 CDI BE	66		09.12							
	111 CDI	81		06.13							
	111 CDI BE	81		06.13							
	112 BE	84		06.13							
	108 CDI	55		09.12		24.0111-0182.2	411182		+ 15"/16" Rad ²⁾	274 11,0 9,5 +B	
	108 CDI BE	55		09.12							
	109 CDI	66		09.12							
	109 CDI BE	66		09.12							
	111 CDI	81		06.13							
	111 CDI BE	81		06.13							
	112 BE	84		06.13							
	108 CDI	55		09.12		03.0137-0496.2	650496		+ 14" Rad ¹⁾	228 x 42 HEB	BDX
	108 CDI BE	55		09.12		03.0137-9228.2	669228			Bremsbacken-Zubehör	BDX
	109 CDI	66		09.12							
	109 CDI BE	66		09.12							
	111 CDI	81		06.13							
	111 CDI BE	81		06.13							
	112 BE	84		06.13							
	108 CDI	55		09.12		03.0520-7222.3	697222		+ 14" Rad ¹⁾	22,20/228x42 TopKit	
	108 CDI BE	55		09.12							
	109 CDI	66		09.12							
	109 CDI BE	66		09.12							
	111 CDI	81		06.13							
	111 CDI BE	81		06.13							
	112 BE	84		06.13							

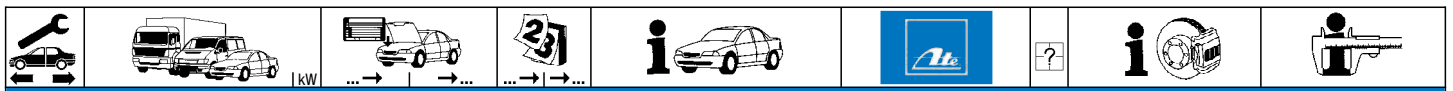
MERCEDES BENZ C-Klasse (W202) Limousine (93-00)

	C 180			03.93	05.00	13.0460-2975.2	602975			21439 20,3 /WE/S	LUC
	C 200			01.94	05.00	13.0470-2975.2	LD2975			21439 20,3 /WE/S	LUC
	C 200 CDI			03.98	05.00	24.8190-0401.2	620401	2		Warnkontakt L=95mm	
	C 200 D			03.93	05.00						
	C 220			03.93	08.96						
	C 220 CDI			09.97	05.00						
	C 220 D			06.93	05.00						
	C 230			07.96	06.97						
	C 250 D			06.93	08.95						
	C 280		A344660 / F331440	06.93							

¹⁾ + 14" wheel / + ruota 14" / + roue 14" / + rueda 14"

²⁾ + 15"/16" wheel / + ruota 15"/16" / + roue 15"/16" / + rueda 15"/16"

MERCEDES BENZ C-Klasse (W202) Limousine (93-00)											
	C 200 Kompressor			10.95	05.00	13.0460-7086.2	607086			21664 19,8 +/WE	ATE
	C 230 Kompressor			09.95	05.00	13.0470-7086.2	LD7086			21664 19,8 +/WE	ATE
	C 240			06.97	05.00	24.8190-0401.2	620401	2		Warnkontakt L=95mm	
	C 250 TD			09.95	05.00						
C 280	A344661 / F331441			05.00							
C 36 AMG			05.94	08.97	13.0460-4201.2	604201	2			21153 17,5 /WE	ATE
C 43 AMG			09.97	05.00	24.8190-0401.2	620401				Warnkontakt L=95mm	
C 43 AMG			09.97	05.00	13.0460-7183.2	607183				21484 20,5 +/WE	ATE
C 180			03.93	05.00	24.8190-0419.2	620419	2			Warnkontakt L=74mm	
C 200 D			03.93	05.00	24.0112-0128.1	412128				284 12,0 10,0 +S +B	
C 220 D			06.93	05.00	13.8190-0330.1	990134	4			Halterschraube	
C 230	A545906 / F647651			06.97							
C 250 D			06.93	08.95							
C 200			01.94	05.00	24.0122-0132.1	422132				284 22,0 19,4 V L +S +B	
C 200 CDI			03.98	05.00	24.0322-0132.1	522132				284 22,0 19,4 V L +S +B PD	
C 220			03.93	08.96	13.8190-0330.1	990134	4			Halterschraube	
C 220 CDI			09.97	05.00							
C 230	A545905 / F647650		07.96								
C 280	A344660 / F331440		06.93								
C 200 Kompressor			10.95	05.00	24.0125-0110.1	425110				288 25,0 22,4 V L +S +B	
C 230 Kompressor			09.95	05.00	24.0325-0110.1	525110				288 25,0 22,4 V L +S +B PD	
C 240			06.97	05.00	13.8190-0330.1	990134	4			Halterschraube	
C 250 TD			09.95	05.00							
C 280	A344661 / F331441			05.00							
C 36 AMG		A344660 / F331440	05.94		13.8190-0330.1	990134	4			Halterschraube	
C 36 AMG	A344661 / F331441			08.97	24.0128-0126.1	428126				316 28,0 25,4 V L +B	
C 36 AMG					13.8190-0330.1	990134	4			Halterschraube	
C 43 AMG			09.97	05.00	13.8190-0330.1	990134	4			Halterschraube	
C 180			03.93	05.00	24.0751-1141.3	360196		<input type="checkbox"/> - ESP		Radsensor L=503	
C 200			01.94	05.00	24.0751-1142.3	360197		<input type="checkbox"/> - ESP		Radsensor L=503	
C 200 CDI			03.98	05.00	24.0711-6021.3	360076		<input type="checkbox"/> + ESP		Radsensor L=549	
C 200 D			03.93	05.00	24.0711-6022.3	360077		<input type="checkbox"/> + ESP		Radsensor L=549	
C 200 Kompressor			10.95	05.00							
C 220			03.93	08.96							
C 220 CDI			09.97	05.00							
C 220 D			06.93	05.00							
C 230			07.96	06.97							
C 230 Kompressor			09.95	05.00							
C 240			06.97	05.00							
C 250 D			06.93	08.95							
C 250 TD			09.95	05.00							
C 280			06.93	05.00							
C 36 AMG			05.94	08.97							
C 43 AMG			09.97	05.00							
C 180		A419828 / F443892	03.93		13.0460-4034.2	604034				20687 15,5	ATE
C 200		A419828 / F443892	01.94		13.0460-0186.2	610186				Belagsatz-Zubehör	ATE
C 200 D		A419828 / F443892	03.93								
C 220		A419828 / F443892	03.93								
C 220 D		A419828 / F443892	06.93								
C 250 D		A419828 / F443892	06.93								
C 280	142	A344660 / F331440	06.93								
C 180		A419829 / F443893		05.00	13.0460-4060.2	604060				21900 15,0	ATE
C 200		A419829 / F443893		05.00	13.0460-0229.2	610229				Belagsatz-Zubehör	ATE
C 200 CDI			03.98	05.00							
C 200 D		A419829 / F443893		05.00							
C 220		A419829 / F443893		08.96							
C 220 CDI			09.97	05.00							
C 220 D		A419829 / F443893		05.00							
C 230			07.96	06.97							
C 250 D		A419829 / F443893		08.95							
C 200 Kompressor		A487047 / F576240	10.95		13.0460-3805.2	603805				21197 15,0 /WE	ATE
C 230 Kompressor		A487047 / F576240	09.95		13.0470-3805.2	LD3805				21197 15,0 /WE	ATE
C 240		A487047 / F576240	06.97		24.8190-0401.2	620401	1			Warnkontakt L=95mm	
C 250 TD		A487047 / F576240	09.95								
C 280	142	A487047 / F576240		05.97							
C 280	145	A487047 / F576240		06.97							
C 36 AMG		A344660 / F331440	05.94								
C 200 Kompressor		A487048 / F576241		05.00	13.0460-4064.2	604064				21919 15,3 /Zub	ATE
C 230 Kompressor		A487048 / F576241		05.00	13.0470-4064.2	LD4064				21919 15,3 /Zub	ATE
C 240		A487048 / F576241		05.00	13.0460-0229.2	610229				Belagsatz-Zubehör	ATE
C 250 TD		A487048 / F576241		05.00							
C 280	145	A487048 / F576241		05.00							
C 280	142		06.93	05.97	13.0460-3504.2	603504				21301 15,5 /WE	ATE
C 36 AMG		A344661 / F331441		08.97	24.8190-0401.2	620401	1			Warnkontakt L=95mm	
C 43 AMG			09.97	05.00	13.0460-4047.2	604047				21305 15,7 /WE	ATE
					13.0470-4047.2	LD4047				21305 15,7 /WE	ATE
					13.0460-0236.2	610236				Belagsatz-Zubehör	ATE
					24.8190-0401.2	620401	1			Warnkontakt L=95mm	
C 180			03.93	05.00	24.0109-0120.1	409120				258 9,0 7,3 +S +B	
C 200			01.94	05.00	24.0309-0120.1	509120				258 9,0 7,3 +S +B PD	
C 200 CDI			03.98	05.00							
C 200 D			03.93	05.00							
C 220			03.93	08.96							
C 220 CDI			09.97	05.00							



















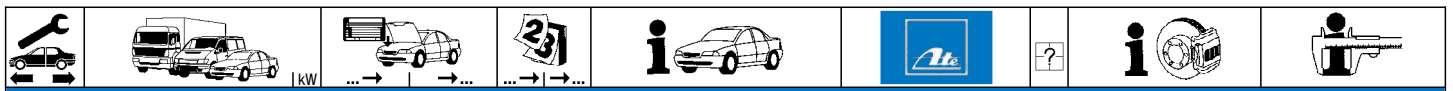
MERCEDES BENZ C-Klasse (W202) Limousine (93-00)

	C 220 D		06.93	05.00	24.0109-0120.1	409120		258 9,0 7,3 +S +B	
	C 230		07.96	06.97	24.0309-0120.1	509120		258 9,0 7,3 +S +B PD	
	C 250 D		06.93	08.95					
	C 280	142	A344660 / F331440	06.93					
	C 200 Kompressor		10.95	05.00	24.0109-0114.1	409114		278 9,0 7,3 +S +B	
	C 230 Kompressor		09.95	05.00	24.0309-0114.1	509114		278 9,0 7,3 +S +B PD	
	C 240		06.97	05.00					
	C 250 TD		09.95	05.00					
	C 280	142	A344661 / F331441	05.97					
	C 280	145		06.97	05.00				
C 36 AMG		A344660 / F331440	05.94		24.0124-0188.1	424188		278 24,0 21,4 V L +B	
C 36 AMG		A344661 / F331441		08.97	24.0110-0217.1	410217		290 10,0 8,3 +S +B	
					24.0310-0217.1	510217		290 10,0 8,3 +S +B PD	
C 43 AMG			09.97	05.00	24.0122-0228.1	422228		300 22,0 19,4 V L +B	
	C 180		F 980773	03.93	24.0751-1162.3	360099	2 <input type="checkbox"/> + ABS	Radsensor L=390	
	C 200		F 980773	01.94	24.0751-1143.3	360096	<input type="checkbox"/> + ASR	Radsensor L=621	
	C 200 CDI		F 980773	03.98	24.0751-1144.3	360097	<input type="checkbox"/> + ASR	Radsensor L=958	
	C 200 D		F 980773	03.93	24.0711-6035.3	360277	<input type="checkbox"/> + ESP	Radsensor L=632	
	C 200 Kompressor		F 980773	10.95	24.0711-6036.3	360278	<input type="checkbox"/> + ESP	Radsensor L=979	
	C 220		F 980773	03.93					
	C 220 CDI		F 980773	09.97					
	C 220 D		F 980773	06.93					
	C 230		F 980773	07.96					
	C 230 Kompressor		F 980773	09.95					
	C 240		F 980773	06.97					
	C 250 D		F 980773	06.93					
	C 250 TD		F 980773	09.95					
	C 280		F 980773	06.93					
	C 36 AMG		F 980773	05.94					
	C 43 AMG		F 980773	09.97					
	C 180	F 980774			05.00	24.0751-1162.3	360099	2 <input type="checkbox"/> + ABS	Radsensor L=390
	C 200	F 980774			05.00	24.0751-1143.3	360096	<input type="checkbox"/> + ASR	Radsensor L=621
	C 200 CDI	F 980774			05.00	24.0751-1144.3	360097	<input type="checkbox"/> + ASR	Radsensor L=958
	C 200 D	F 980774			05.00	24.0711-6012.3	360276	<input type="checkbox"/> + ESP	Radsensor L=1720/1345
	C 200 Kompressor	F 980774			05.00	24.0711-6064.3	360279	<input type="checkbox"/> + ESP	Radsensor L=899
C 220	F 980774			08.96					
C 220 CDI	F 980774			05.00					
C 220 D	F 980774			05.00					
C 230	F 980774			06.97					
C 230 Kompressor	F 980774			05.00					
C 240	F 980774			05.00					
C 250 D	F 980774			08.95					
C 250 TD	F 980774			05.00					
C 280	F 980774			05.00					
C 36 AMG	F 980774			08.97					
C 43 AMG	F 980774			05.00					
	C 180			03.93	05.00	03.0137-0170.2	650170		164 x 20 /Zub
	C 200			01.94	05.00				
	C 200 CDI			03.98	05.00				
	C 200 D			03.93	05.00				
	C 200 Kompressor			10.95	05.00				
	C 220			03.93	08.96				
	C 220 CDI			09.97	05.00				
	C 220 D			06.93	05.00				
	C 230			07.96	06.97				
	C 230 Kompressor			09.95	05.00				
	C 240			06.97	05.00				
	C 250 D			06.93	08.95				
	C 250 TD			09.95	05.00				
	C 280			06.93	05.00				
	C 36 AMG			05.94	08.97				
	C 43 AMG			09.97	05.00				

MERCEDES BENZ C-Klasse (S202) Kombi (96-01)

	C 180		06.96	04.01	13.0460-2975.2	602975		21439 20,3 /WE/S	LUC
	C 200		06.96	04.01	13.0470-2975.2	LD2975		21439 20,3 /WE/S	LUC
	C 200 CDI		03.98	04.01	24.8190-0401.2	620401	2	Warnkontakt L=95mm	
	C 200 D		07.96	04.01					
	C 220 CDI		09.97	04.01					
	C 220 D		06.96	04.01					
	C 230		06.96	06.97					
	C 200 Kompressor		11.96	04.01	13.0460-7086.2	607086		21664 19,8 +/-WE	ATE
	C 230 Kompressor		06.97	04.01	13.0470-7086.2	LD7086		21664 19,8 +/-WE	ATE
	C 240		06.97	04.01	24.8190-0401.2	620401	2	Warnkontakt L=95mm	
C 250 TD		06.96	04.01						
C 280		06.97	04.01						
C 43 AMG		09.97	04.01	13.0460-7183.2	607183		21484 20,5 +/-WE	ATE	
				24.8190-0419.2	620419	2	Warnkontakt L=74mm		
	C 180		06.96	04.01	24.0122-0132.1	422132		284 22,0 19,4 V L +S +B	
	C 200		06.96	04.01	24.0322-0132.1	522132		284 22,0 19,4 V L +S +B PD	
	C 200 CDI		03.98	04.01	13.8190-0330.1	990134	4	Halterschraube	
	C 200 D		07.96	04.01					
	C 220 CDI		09.97	04.01					
	C 220 D		06.96	04.01					
C 230		06.96	06.97						

								
MERCEDES BENZ C-Klasse (S202) Kombi (96-01)								
	C 230 Kompressor C 240 C 250 TD C 280 C 43 AMG		06.97 06.97 06.96 06.97 09.97	04.01 04.01 04.01 04.01 04.01	24.0125-0110.1 24.0325-0110.1 13.8190-0330.1 13.8190-0330.1	425110 525110 990134 990134	4 4	288 25,0 22,4 V L +S +B 288 25,0 22,4 V L +S +B PD Halterschraube Halterschraube
	C 180 C 200 C 200 CDI C 200 D C 200 Kompressor C 220 CDI C 220 D C 230 C 230 Kompressor C 240 C 250 TD C 280 C 43 AMG		06.96 06.96 03.98 07.96 11.96 09.97 06.96 06.96 06.97 06.97 06.96 06.97 06.97 09.97	04.01 04.01 04.01 04.01 04.01 04.01 04.01 04.01 04.01 04.01 04.01 04.01 04.01 04.01	24.0751-1141.3 24.0751-1142.3 24.0711-6021.3 24.0711-6022.3	360196 360197 360076 360077	<input type="checkbox"/> - ESP <input type="checkbox"/> - ESP <input type="checkbox"/> + ESP <input type="checkbox"/> + ESP	Radsensor L=503 Radsensor L=503 Radsensor L=549 Radsensor L=549
	C 180 C 200 C 200 CDI C 200 D C 200 Kompressor C 220 CDI C 220 D C 230 C 250 TD	F576240 F576240 F576240 F576240 F576240 F576240 F576240 F576240 F576240	06.96 06.96 03.98 07.96 11.96 09.97 06.96 06.96		13.0460-3805.2 13.0470-3805.2 24.8190-0401.2	603805 LD3805 620401	1	21197 15,0 /WE 21197 15,0 /WE Warnkontakt L=95mm
	C 180 C 200 C 200 CDI C 200 D C 200 Kompressor C 220 CDI C 220 D C 230 C 230 Kompressor C 240 C 250 TD C 280 C 43 AMG	F576241 F576241 F576241 F576241 F576241 F576241 F576241 F576241 F576241 F576241 F576241	04.01 04.01 04.01 04.01 04.01 04.01 04.01 06.97 06.97 06.97 06.97 06.97	04.01 04.01 04.01 04.01 04.01 04.01 04.01 04.01 04.01 04.01 04.01 04.01	13.0460-4064.2 13.0470-4064.2 13.0460-0229.2	604064 LD4064 610229		21919 15,3 /Zub 21919 15,3 /Zub Belagsatz-Zubehör
	C 43 AMG		09.97	04.01	13.0460-4047.2 13.0470-4047.2 13.0460-0236.2 24.8190-0401.2	604047 LD4047 610236 620401	1	21305 15,7 /WE 21305 15,7 /WE Belagsatz-Zubehör Warnkontakt L=95mm
	C 180 C 200 C 200 CDI C 200 D C 200 Kompressor C 220 CDI C 220 D C 230 C 230 Kompressor C 240 C 250 TD C 280 C 43 AMG		06.96 06.96 03.98 07.96 11.96 09.97 06.96 06.96 06.97 06.97 06.96 06.97 06.97	04.01 04.01 04.01 04.01 04.01 04.01 04.01 04.01 04.01 04.01 04.01 04.01 04.01	24.0109-0114.1 24.0309-0114.1	409114 509114		278 9,0 7,3 +S +B 278 9,0 7,3 +S +B PD
	C 180 C 200 C 200 CDI C 200 D C 200 Kompressor C 220 CDI C 220 D C 230 C 230 Kompressor C 240 C 250 TD C 280 C 43 AMG	F 980773 F 980773 F 980773 F 980773 F 980773 F 980773 F 980773 F 980773 F 980773 F 980773 F 980773 F 980773 F 980773	06.96 06.96 03.98 07.96 11.96 09.97 06.96 06.96 06.97 06.97 06.96 06.97 06.97		24.0122-0228.1	422228	2	300 22,0 19,4 V L +B
	C 180 C 200 C 200 CDI C 200 D C 200 Kompressor C 220 CDI C 220 D C 230 C 230 Kompressor C 240 C 250 TD C 280 C 43 AMG	F 980774 F 980774 F 980774 F 980774 F 980774 F 980774 F 980774 F 980774 F 980774 F 980774 F 980774 F 980774 F 980774	06.96 06.96 03.98 07.96 11.96 09.97 06.96 06.96 06.97 06.97 06.96 06.97 06.97	04.01 04.01 04.01 04.01 04.01 04.01 04.01 06.97 04.01 04.01 04.01 04.01 04.01	24.0751-1162.3 24.0751-1143.3 24.0751-1144.3 24.0711-6035.3 24.0711-6064.3	360099 360096 360097 360277 360278	2	Radsensor L=390 Radsensor L=621 Radsensor L=958 Radsensor L=632 Radsensor L=979
	C 180 C 200 C 200 CDI C 200 D		06.96 06.96 03.98 07.96	04.01 04.01 04.01 04.01	03.0137-0170.2	650170		164 x 20 /Zub



MERCEDES BENZ C-Klasse (S202) Kombi (96-01)

	C 200 Kompressor C 220 CDI C 220 D C 230 C 230 Kompressor C 240 C 250 TD C 280 C 43 AMG		11.96 04.01 09.97 04.01 06.96 04.01 06.96 06.97 06.97 04.01 06.97 04.01 06.96 04.01 06.97 04.01 09.97 04.01		03.0137-0170.2	650170		164 x 20 /Zub
--	---	--	---	--	----------------	--------	--	---------------

MERCEDES BENZ C-Klasse (W203) Limousine (00-07)

	C 180 C 180 Kompressor C 200 CDI C 200 CDI C 200 CGI Kompressor C 200 Kompressor C 200 Kompressor C 220 CDI C 220 CDI	90 120 110	04.00 04.07 05.02 04.07 04.00 04.07 04.03 04.07 07.03 04.07 04.00 04.07 05.00 05.02 04.00 04.07 02.04 04.07		13.0460-2726.2 13.0470-2726.2 24.8190-0410.2	602726 LD2726 620410	2	23144 19,8 +/WE/Zub/S LUC 23144 19,8 +/WE/Zub/S LUC Warnkontakt L=97,5mm	
	C 180 Kompressor C 200 CDI C 200 CDI C 200 CGI Kompressor C 200 Kompressor C 220 CDI C 220 CDI C 230 Kompressor C 240 C 270 CDI C 320	90 110	05.02 04.07 04.00 04.07 04.03 04.07 07.03 04.07 04.00 04.07 04.00 04.07 02.04 04.07 02.04 04.07 04.00 04.07 08.00 04.07 04.00 04.07	A 660226 / F 565688 A 660226 / F 565688 A 660226 / F 565688 A 660226 / F 565688 A 660226 / F 565688 A 660226 / F 565688 A 660226 / F 565688 A 660226 / F 565688 A 660226 / F 565688 A 660226 / F 565688	+ Sportpaket / + Sportpaket AMG 2) + Sportpaket / + Sportpaket AMG 2) + Sportpaket / + Sportpaket AMG 2) + Sportpaket / + Sportpaket AMG 2) + Sportpaket / + Sportpaket AMG 2) + Sportpaket / + Sportpaket AMG 2) + Sportpaket / + Sportpaket AMG 2) + Sportpaket / + Sportpaket AMG 2) + Sportpaket / + Sportpaket AMG 2) + Sportpaket / + Sportpaket AMG 2) + Sportpaket / + Sportpaket AMG 2)	13.0460-4990.2 13.0470-4990.2 24.8190-0410.2 13.0460-0275.2	604990 LD4990 620410 610275	2	23745 17,4 +/WE(1,8/7,1) BRE 23745 17,4 +/WE(1,8/7,1) BRE Warnkontakt L=97,5mm Belagsatz-Zubehör
	C 180 Kompressor C 200 CDI C 200 CGI Kompressor C 200 Kompressor C 220 CDI C 230 C 230 Kompressor C 240 C 270 CDI C 280 C 280 4-matic C 320 C 320 CDI C 350	90 110	04.07 04.07 04.07 04.07 04.07 04.07 04.07 04.07 04.07 04.07 06.05 04.07 04.07 04.07 04.07 04.07 04.07 04.07 04.07 04.07 06.05 04.07 06.05 04.07 04.07 04.07 02.05 04.07 06.05 04.07	A 660227 / F 565689 A 660227 / F 565689 A 660227 / F 565689 A 660227 / F 565689 A 660227 / F 565689 A 660227 / F 565689 A 660227 / F 565689 A 660227 / F 565689 A 660227 / F 565689 A 660227 / F 565689 A 660227 / F 565689	+ Sportpaket / + Sportpaket AMG 2) + Sportpaket / + Sportpaket AMG 2) + Sportpaket / + Sportpaket AMG 2) + Sportpaket / + Sportpaket AMG 2) + Sportpaket / + Sportpaket AMG 2) + Sportpaket / + Sportpaket AMG 2) + Sportpaket / + Sportpaket AMG 2) + Sportpaket / + Sportpaket AMG 2) + Sportpaket / + Sportpaket AMG 2) + Sportpaket / + Sportpaket AMG 2) + Sportpaket / + Sportpaket AMG 2) + Sportpaket / + Sportpaket AMG 2) + Sportpaket / + Sportpaket AMG 2) + Sportpaket / + Sportpaket AMG 2) + Sportpaket / + Sportpaket AMG 2) + Sportpaket / + Sportpaket AMG 2)	13.0460-4994.2 13.0470-4994.2 24.8190-0410.2	604994 LD4994 620410	2	23945 16,5 /WE BRE 23945 16,5 /WE BRE Warnkontakt L=97,5mm
	C 230 C 230 Kompressor C 240 C 240 4-matic C 270 CDI C 280 C 280 4-matic C 320 C 320 4-matic		06.05 04.07 02.04 04.07 04.00 04.07 07.02 04.07 08.00 04.07 06.05 04.07 06.05 04.07 04.00 04.07 07.02 04.07		13.0460-2727.2 13.0470-2727.2 24.8190-0410.2	602727 LD2727 620410	2	23144 19,8 +/WE/Zub/S LUC 23144 19,8 +/WE/Zub/S LUC Warnkontakt L=97,5mm	
	C 30 CDI AMG C 320 CDI C 350 C 350 4-matic		01.03 04.07 02.05 04.07 06.05 04.07 06.05 04.07		13.0460-4990.2 13.0470-4990.2 24.8190-0410.2 13.0460-0269.2 13.0460-0237.2	604990 LD4990 620410 610269 610237	2	23745 17,4 +/WE(1,8/7,1) BRE 23745 17,4 +/WE(1,8/7,1) BRE Warnkontakt L=97,5mm Belagsatz-Zubehör Belagsatz-Zubehör BRE	
	C 32 AMG Kompressor C 55 AMG		03.01 04.07 02.04 04.07		13.0460-4990.2 24.8190-0410.2 13.0460-0269.2 13.0460-0237.2	604990 620410 610269 610237	2	23745 17,4 +/WE(1,8/7,1) BRE Warnkontakt L=97,5mm Belagsatz-Zubehör Belagsatz-Zubehör BRE	
	C 180 C 180 Kompressor C 200 CDI C 200 CDI C 200 CGI Kompressor C 200 Kompressor C 200 Kompressor C 220 CDI C 220 CDI	90 120 110	04.00 04.07 05.02 04.07 04.00 04.07 04.03 04.07 07.03 04.07 04.00 04.07 04.00 04.07 04.00 04.07 02.04 04.07		24.0125-0110.1 24.0325-0110.1	425110 525110		288 25,0 22,4 V L +S +B 288 25,0 22,4 V L +S +B PD	
	C 180 Kompressor C 200 CDI C 200 CDI C 200 CGI Kompressor C 200 Kompressor C 220 CDI C 230 C 230 Kompressor C 240 C 270 CDI C 280 C 280 4-matic C 320	90 110	05.02 04.07 04.00 04.07 04.03 04.07 07.03 04.07 04.00 04.07 04.00 04.07 06.05 04.07 02.04 04.07 04.00 04.07 08.00 04.07 06.05 04.07 06.05 04.07 04.00 04.07		+ Sportpaket / + Sportpaket AMG 2) + Sportpaket / + Sportpaket AMG 2) + Sportpaket / + Sportpaket AMG 2) + Sportpaket / + Sportpaket AMG 2) + Sportpaket / + Sportpaket AMG 2) + Sportpaket / + Sportpaket AMG 2) + Sportpaket / + Sportpaket AMG 2) + Sportpaket / + Sportpaket AMG 2) + Sportpaket / + Sportpaket AMG 2) + Sportpaket / + Sportpaket AMG 2) + Sportpaket / + Sportpaket AMG 2) + Sportpaket / + Sportpaket AMG 2) + Sportpaket / + Sportpaket AMG 2) + Sportpaket / + Sportpaket AMG 2)	24.0128-0177.1	428177	330 28,0 26,0 V L +B	

1) - sport package/- sport package AMG / - pacchetto sportivo/- pacchetto sport.AMG / - version sport/- version sport AMG / - kit deportivo/- kit deportivo AMG
2) + sports package/+ sports package AMG / + pacchetto sportivo/+ pacchetto sport.AMG / + version sport/+ version sport AMG / + kit deportivo/+ kit deportivo AMG

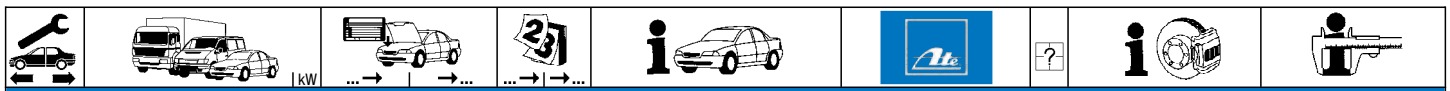


MERCEDES BENZ C-Klasse (W203) Limousine (00-07)

	C 230		06.05	04.07	- Sportpaket / - Sportpaket AMG ¹⁾	24.0128-0106.1	428106			300 28,0 25,4 V L +S +B	
	C 230 Kompressor		02.04	04.07	- Sportpaket / - Sportpaket AMG ¹⁾	24.0328-0106.1	528106			300 28,0 25,4 V L +S +B PD	
	C 240		04.00	04.07	- Sportpaket / - Sportpaket AMG ¹⁾						
	C 240 4-matic		07.02	04.07							
	C 270 CDI		08.00	04.07	- Sportpaket / - Sportpaket AMG ¹⁾						
	C 280		06.05	04.07	- Sportpaket / - Sportpaket AMG ¹⁾						
	C 280 4-matic		06.05	04.07	- Sportpaket / - Sportpaket AMG ¹⁾						
	C 320		04.00	04.07	- Sportpaket / - Sportpaket AMG ¹⁾						
	C 320 4-matic		07.02	04.07							
	C 30 CDI AMG		01.03	04.07		24.0130-0180.1	430180				345 30,0 28,0 V L +B
C 32 AMG Kompressor		03.01	04.07								
C 320 CDI		02.05	04.07	+ Sportpaket / + Sportpaket AMG ²⁾							
C 350		06.05	04.07	+ Sportpaket / + Sportpaket AMG ²⁾							
C 350 4-matic		06.05	04.07	+ Sportpaket / + Sportpaket AMG ²⁾							
C 55 AMG		02.04	04.07								
C 320 CDI		02.05	04.07	- Sportpaket / - Sportpaket AMG ¹⁾	24.0128-0188.1	428188				330 28,0 26,0 V L +S +B	
C 350		06.05	04.07	- Sportpaket / - Sportpaket AMG ¹⁾							
C 350 4-matic		06.05	04.07	- Sportpaket / - Sportpaket AMG ¹⁾	24.0130-0171.1	430171				345 30,0 27,4 V L +B	
	C 180		04.00	04.07		24.0711-6001.3	360119	2			Radsensor L=565
	C 180 Kompressor		05.02	04.07							
	C 200 CDI		04.00	04.07							
	C 200 CDI	90	04.03	04.07							
	C 200 CGI Kompressor		07.03	04.07							
	C 200 Kompressor		04.00	04.07							
	C 200 Kompressor	120	05.00	05.02							
	C 220 CDI		04.00	04.07							
	C 220 CDI	110	02.04	04.07							
	C 230		06.05	04.07							
	C 230 Kompressor		02.04	04.07							
	C 240		04.00	04.07							
	C 270 CDI		08.00	04.07							
	C 280		06.05	04.07							
	C 30 CDI AMG		01.03	04.07							
	C 32 AMG Kompressor		03.01	04.07							
	C 320		04.00	04.07							
	C 320 CDI		02.05	04.07							
	C 350		06.05	04.07							
	C 55 AMG		02.04	04.07							
C 240 4-matic		07.02	04.07		24.0711-6073.3	360083	2			Radsensor L=666	
C 280 4-matic		06.05	04.07								
C 320 4-matic		07.02	04.07								
C 350 4-matic		06.05	04.07								
	C 180		04.00	04.07		13.0460-4064.2	604064			21919 15,3 /Zub	ATE
	C 180 Kompressor		05.02	04.07	- Sportpaket / - Sportpaket AMG ¹⁾	13.0470-4064.2	LD4064			21919 15,3 /Zub	ATE
	C 200 CDI		04.00	04.07	- Sportpaket / - Sportpaket AMG ¹⁾	13.0460-0229.2	610229			Belagsatz-Zubehör	ATE
	C 200 CDI	90	04.03	04.07	- Sportpaket / - Sportpaket AMG ¹⁾	24.8190-0410.2	620410	1		Warnkontakt L=97,5mm	
	C 200 CGI Kompressor		07.03	04.07	- Sportpaket / - Sportpaket AMG ¹⁾						
	C 200 Kompressor		04.00	04.07	- Sportpaket / - Sportpaket AMG ¹⁾						
	C 200 Kompressor	120	05.00	05.02							
	C 220 CDI		04.00	04.07	- Sportpaket / - Sportpaket AMG ¹⁾						
	C 220 CDI	110	02.04	04.07	- Sportpaket / - Sportpaket AMG ¹⁾						
	C 230		06.05	04.07							
	C 230 Kompressor		02.04	04.07							
	C 240		04.00	04.07							
	C 240 4-matic		07.02	04.07							
	C 270 CDI		08.00	04.07							
	C 280		06.05	04.07							
C 280 4-matic		06.05	04.07								
C 320		04.00	04.07								
C 320 4-matic		07.02	04.07								
C 320 CDI		02.05	04.07								
C 350		06.05	04.07								
C 350 4-matic		06.05	04.07								
C 30 CDI AMG		01.03	04.07		13.0460-4047.2	604047				21305 15,7 /WE	ATE
C 32 AMG Kompressor		03.01	04.07		13.0470-4047.2	LD4047				21305 15,7 /WE	ATE
C 55 AMG		02.04	04.07		13.0460-0236.2	610236				Belagsatz-Zubehör	ATE
					24.8190-0410.2	620410	2			Warnkontakt L=97,5mm	
	C 180		04.00	04.07		24.0109-0114.1	409114			278 9,0 7,3 +S +B	
	C 180 Kompressor		05.02	04.07	- Sportpaket / - Sportpaket AMG ¹⁾	24.0309-0114.1	509114			278 9,0 7,3 +S +B PD	
	C 200 CDI		04.00	04.07	- Sportpaket / - Sportpaket AMG ¹⁾						
	C 200 CDI	90	04.03	04.07	- Sportpaket / - Sportpaket AMG ¹⁾						
	C 200 CGI Kompressor		07.03	04.07	- Sportpaket / - Sportpaket AMG ¹⁾						
	C 200 Kompressor		04.00	04.07	- Sportpaket / - Sportpaket AMG ¹⁾						
	C 200 Kompressor	120	05.00	05.02							
	C 220 CDI		04.00	04.07	- Sportpaket / - Sportpaket AMG ¹⁾						
	C 220 CDI	110	02.04	04.07	- Sportpaket / - Sportpaket AMG ¹⁾						
	C 230		06.05	04.07	- Sportpaket / - Sportpaket AMG ¹⁾						
C 180 Kompressor		05.02	04.07	+ Sportpaket / + Sportpaket AMG ²⁾	24.0110-0217.1	410217				290 10,0 8,3 +S +B	
C 200 CDI		04.00	04.07	+ Sportpaket / + Sportpaket AMG ²⁾	24.0310-0217.1	510217				290 10,0 8,3 +S +B PD	

¹⁾ - sport package/- sport package AMG / - pacchetto sportivo/- pacchetto sport.AMG / - version sport/- version sport AMG / - kit deportivo/- kit deportivo AMG
²⁾ + sports package/+ sports package AMG / + pacchetto sportivo/+ pacchetto sport.AMG / + version sport/+ version sport AMG / + kit deportivo/+ kit deportivo AMG





MERCEDES BENZ C-Klasse (W203) Limousine (00-07)

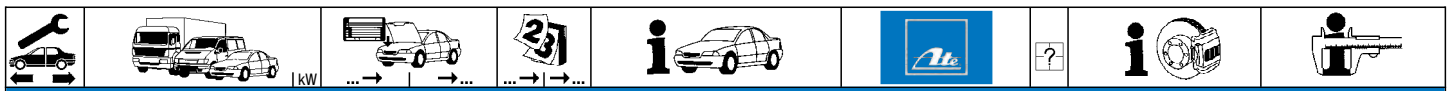
	C 200 CDI	90	04.03	04.07	+ Sportpaket / + Sportpaket AMG ¹⁾	24.0110-0217.1	410217		290 10,0 8,3 +S +B 290 10,0 8,3 +S +B PD
	C 200 CGI Kompressor		07.03	04.07	+ Sportpaket / + Sportpaket AMG ¹⁾	24.0310-0217.1	510217		
	C 200 Kompressor		04.00	04.07	+ Sportpaket / + Sportpaket AMG ¹⁾				
	C 220 CDI		04.00	04.07	+ Sportpaket / + Sportpaket AMG ¹⁾				
	C 220 CDI	110	02.04	04.07	+ Sportpaket / + Sportpaket AMG ¹⁾				
	C 230		06.05	04.07	+ Sportpaket / + Sportpaket AMG ¹⁾				
	C 230 Kompressor		02.04	04.07					
	C 240		04.00	04.07					
	C 240 4-matic		07.02	04.07					
	C 270 CDI		08.00	04.07					
	C 280		06.05	04.07					
	C 280 4-matic		06.05	04.07					
	C 320		04.00	04.07					
	C 320 4-matic		07.02	04.07					
	C 320 CDI		02.05	04.07					
C 350		06.05	04.07						
C 350 4-matic		06.05	04.07						
C 30 CDI AMG		01.03	04.07		24.0122-0228.1	422228		300 22,0 19,4 V L +B	
C 32 AMG Kompressor		03.01	04.07						
C 55 AMG		02.04	04.07						
	C 180		04.00	04.07		24.0711-6054.3	360184		Radsensor L=1102 Radsensor L=948
	C 180 Kompressor		05.02	04.07		24.0711-6053.3	360183		
	C 200 CDI		04.00	04.07					
	C 200 CDI	90	04.03	04.07					
	C 200 CGI Kompressor		07.03	04.07					
	C 200 Kompressor		04.00	04.07					
	C 200 Kompressor	120	05.00	05.02					
	C 220 CDI		04.00	04.07					
	C 220 CDI	110	02.04	04.07					
	C 230		06.05	04.07					
	C 230 Kompressor		02.04	04.07					
	C 240		04.00	04.07					
	C 270 CDI		08.00	04.07					
	C 280		06.05	04.07					
	C 30 CDI AMG		01.03	04.07					
	C 32 AMG Kompressor		03.01	04.07					
	C 320		04.00	04.07					
	C 320 CDI		02.05	04.07					
	C 350		06.05	04.07					
	C 55 AMG		02.04	04.07					
C 240 4-matic		07.02	04.07		24.0711-6054.3	360184	Radsensor L=1102 Radsensor L=948		
C 280 4-matic		06.05	04.07		24.0711-6053.3	360183			
C 320 4-matic		07.02	04.07						
C 350 4-matic		06.05	04.07						
	C 180		04.00	04.07		03.0137-4013.2	654013		164 x 20 /Zub Bremsbacken-Zubehör
	C 180 Kompressor		05.02	04.07		03.0137-9248.2	669248		
	C 200 CDI		04.00	04.07					
	C 200 CDI	90	04.03	04.07					
	C 200 CGI Kompressor		07.03	04.07					
	C 200 Kompressor		04.00	04.07					
	C 200 Kompressor	120	05.00	05.02					
	C 220 CDI		04.00	04.07					
	C 220 CDI	110	02.04	04.07					
	C 230		06.05	04.07					
	C 230 Kompressor		02.04	04.07					
	C 240		04.00	04.07					
	C 240 4-matic		07.02	04.07					
	C 270 CDI		08.00	04.07					
	C 280		06.05	04.07					
	C 280 4-matic		06.05	04.07					
	C 30 CDI AMG		01.03	04.07					
	C 32 AMG Kompressor		03.01	04.07					
	C 320		04.00	04.07					
	C 320 4-matic		07.02	04.07					
C 320 CDI		02.05	04.07						
C 350		06.05	04.07						
C 350 4-matic		06.05	04.07						
C 55 AMG		02.04	04.07						

MERCEDES BENZ C-Klasse (S203) Kombi (01-07)

	C 180		03.01	09.07		13.0460-2726.2	602726	2	23144 19,8 +/WE/Zub/S LUC 23144 19,8 +/WE/Zub/S LUC Warnkontakt L=97,5mm
	C 180 Kompressor		05.02	09.07	- Sportpaket / - Sportpaket AMG ²⁾	13.0470-2726.2	LD2726		
	C 200 CDI		03.01	09.07	- Sportpaket / - Sportpaket AMG ²⁾	24.8190-0410.2	620410		
	C 200 CDI	90	04.03	09.07	- Sportpaket / - Sportpaket AMG ²⁾				
	C 200 CGI Kompressor		07.03	09.07	- Sportpaket / - Sportpaket AMG ²⁾				
	C 200 Kompressor		05.02	09.07	- Sportpaket / - Sportpaket AMG ²⁾				
	C 200 Kompressor	120	03.01	04.02					
	C 220 CDI		03.01	09.07	- Sportpaket / - Sportpaket AMG ²⁾				
	C 220 CDI	110	02.04	09.07	- Sportpaket / - Sportpaket AMG ²⁾				
	C 180 Kompressor		A 660226 / F 565688	05.02	+ Sportpaket / + Sportpaket AMG ¹⁾	13.0460-4990.2	604990		
C 200 CDI		A 660226 / F 565688	03.01	+ Sportpaket / + Sportpaket AMG ¹⁾	13.0470-4990.2	LD4990			
C 200 CDI	90	A 660226 / F 565688	04.03	+ Sportpaket / + Sportpaket AMG ¹⁾	24.8190-0410.2	620410			
C 200 CGI Kompressor		A 660226 / F 565688	07.03	+ Sportpaket / + Sportpaket AMG ¹⁾	13.0460-0275.2	610275			
C 200 Kompressor		A 660226 / F 565688	05.02	+ Sportpaket / + Sportpaket AMG ¹⁾					
C 220 CDI		A 660226 / F 565688	03.01	+ Sportpaket / + Sportpaket AMG ¹⁾					
C 220 CDI	110	A 660226 / F 565688	02.04	+ Sportpaket / + Sportpaket AMG ¹⁾					
C 240		A 660226 / F 565688	03.01	+ Sportpaket / + Sportpaket AMG ¹⁾					

¹⁾ + sports package/+ sports package AMG / + pacchetto sportivo/+ pacchetto sport.AMG / + version sport/+ version sport AMG / + kit deportivo/+ kit deportivo AMG

²⁾ - sport package/- sport package AMG / - pacchetto sportivo/- pacchetto sport.AMG / - version sport/- version sport AMG / - kit deportivo/- kit deportivo AMG










MERCEDES BENZ C-Klasse (S203) Kombi (01-07)

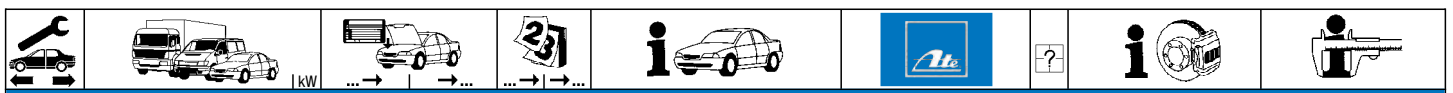
	C 270 CDI C 320	A 660226 / F 565688 A 660226 / F 565688	03.01	03.01	+ Sportpaket / + Sportpaket AMG ¹⁾ + Sportpaket / + Sportpaket AMG ¹⁾	13.0460-4990.2 13.0470-4990.2 24.8190-0410.2 13.0460-0275.2	604990 LD4990 620410 610275	2	23745 17,4 +/WE(1,8/7,1) BRE 23745 17,4 +/WE(1,8/7,1) BRE Warnkontakt L=97,5mm Belagsatz-Zubehör		
	C 30 CDI AMG C 320 CDI C 350 C 350 4-matic		01.03 02.05 06.05 06.05	09.07 09.07 09.07 09.07	+ Sportpaket / + Sportpaket AMG ¹⁾ + Sportpaket / + Sportpaket AMG ¹⁾ + Sportpaket / + Sportpaket AMG ¹⁾ + Sportpaket / + Sportpaket AMG ¹⁾	13.0460-4990.2 13.0470-4990.2 24.8190-0410.2 13.0460-0269.2	604990 LD4990 620410 610269	2	23745 17,4 +/WE(1,8/7,1) BRE 23745 17,4 +/WE(1,8/7,1) BRE Warnkontakt L=97,5mm Belagsatz-Zubehör Belagsatz-Zubehör		
	C 180 Kompressor C 200 CDI C 200 CGI Kompressor C 200 Kompressor C 220 CDI C 230 C 230 Kompressor C 240 C 270 CDI C 280 C 280 4-matic C 320 C 320 CDI C 350	90 110	A 660227 / F 565688 A 660227 / F 565688 A 660227 / F 565688 A 660227 / F 565688 A 660227 / F 565688 A 660227 / F 565688 A 660227 / F 565688 A 660227 / F 565688 A 660227 / F 565688 A 660227 / F 565688 A 660227 / F 565688 A 660227 / F 565688	09.07 09.07 09.07 09.07 06.05 02.04 09.07 09.07 06.05 06.05 02.05 06.05	09.07 09.07 09.07 09.07 09.07 09.07 09.07 09.07 09.07 09.07 09.07 09.07	+ Sportpaket / + Sportpaket AMG ¹⁾ + Sportpaket / + Sportpaket AMG ¹⁾ + Sportpaket / + Sportpaket AMG ¹⁾ + Sportpaket / + Sportpaket AMG ¹⁾ + Sportpaket / + Sportpaket AMG ¹⁾ + Sportpaket / + Sportpaket AMG ¹⁾ + Sportpaket / + Sportpaket AMG ¹⁾ + Sportpaket / + Sportpaket AMG ¹⁾ + Sportpaket / + Sportpaket AMG ¹⁾ + Sportpaket / + Sportpaket AMG ¹⁾ - Sportpaket / - Sportpaket AMG ²⁾ - Sportpaket / - Sportpaket AMG ²⁾	13.0460-4994.2 13.0470-4994.2 24.8190-0410.2 13.0460-0237.2	604994 LD4994 620410 610237	2	23945 16,5 /WE BRE 23945 16,5 /WE BRE Warnkontakt L=97,5mm	
	C 230 C 230 Kompressor C 240 C 240 4-matic C 270 CDI C 280 C 280 4-matic C 320 C 320 4-matic			06.05 02.04 03.01 07.02 03.01 06.05 06.05 03.01 07.02	09.07 09.07 09.07 09.07 09.07 09.07 09.07 09.07 09.07	- Sportpaket / - Sportpaket AMG ²⁾ - Sportpaket / - Sportpaket AMG ²⁾ - Sportpaket / - Sportpaket AMG ²⁾ - Sportpaket / - Sportpaket AMG ²⁾ - Sportpaket / - Sportpaket AMG ²⁾ - Sportpaket / - Sportpaket AMG ²⁾ - Sportpaket / - Sportpaket AMG ²⁾ - Sportpaket / - Sportpaket AMG ²⁾ - Sportpaket / - Sportpaket AMG ²⁾	13.0460-2727.2 13.0470-2727.2 24.8190-0410.2	602727 LD2727 620410	2	23144 19,8 +/WE/Zub/S LUC 23144 19,8 +/WE/Zub/S LUC Warnkontakt L=97,5mm	
	C 32 Kompressor AMG C 55 AMG			03.01 02.04	09.07 09.07		604990 620410 610269 610237	2	23745 17,4 +/WE(1,8/7,1) BRE Warnkontakt L=97,5mm Belagsatz-Zubehör Belagsatz-Zubehör		
		C 180 C 180 Kompressor C 200 CDI C 200 CDI C 200 CGI Kompressor C 200 Kompressor C 200 Kompressor C 220 CDI C 220 CDI	90 120 110	03.01 05.02 03.01 04.03 07.03 05.02 03.01 03.01 02.04	09.07 09.07 09.07 09.07 09.07 09.07 04.02 09.07 09.07	- Sportpaket / - Sportpaket AMG ²⁾ - Sportpaket / - Sportpaket AMG ²⁾ - Sportpaket / - Sportpaket AMG ²⁾ - Sportpaket / - Sportpaket AMG ²⁾ - Sportpaket / - Sportpaket AMG ²⁾ - Sportpaket / - Sportpaket AMG ²⁾ - Sportpaket / - Sportpaket AMG ²⁾ - Sportpaket / - Sportpaket AMG ²⁾ - Sportpaket / - Sportpaket AMG ²⁾	24.0125-0110.1 24.0325-0110.1	425110 525110		288 25,0 22,4 V L +S +B 288 25,0 22,4 V L +S +B PD	
		C 180 Kompressor C 200 CDI C 200 CDI C 200 CGI Kompressor C 200 Kompressor C 220 CDI C 220 CDI C 230 C 230 Kompressor C 240 C 270 CDI C 280 C 280 4-matic C 320	90 110		05.02 03.01 04.03 07.03 05.02 03.01 02.04 06.05 02.04 03.01 03.01 06.05 06.05 03.01	09.07 09.07 09.07 09.07 09.07 09.07 09.07 09.07 09.07 09.07 09.07 09.07 09.07 09.07	+ Sportpaket / + Sportpaket AMG ¹⁾ + Sportpaket / + Sportpaket AMG ¹⁾ + Sportpaket / + Sportpaket AMG ¹⁾ + Sportpaket / + Sportpaket AMG ¹⁾ + Sportpaket / + Sportpaket AMG ¹⁾ + Sportpaket / + Sportpaket AMG ¹⁾ + Sportpaket / + Sportpaket AMG ¹⁾ + Sportpaket / + Sportpaket AMG ¹⁾ + Sportpaket / + Sportpaket AMG ¹⁾ + Sportpaket / + Sportpaket AMG ¹⁾ + Sportpaket / + Sportpaket AMG ¹⁾ + Sportpaket / + Sportpaket AMG ¹⁾ + Sportpaket / + Sportpaket AMG ¹⁾ + Sportpaket / + Sportpaket AMG ¹⁾	24.0128-0177.1	428177		330 28,0 26,0 V L +B
		C 230 C 230 Kompressor C 240 C 240 4-matic C 270 CDI C 280 C 280 4-matic C 320 C 320 4-matic			06.05 02.04 03.01 07.02 03.01 06.05 06.05 03.01 07.02	09.07 09.07 09.07 09.07 09.07 09.07 09.07 09.07 09.07	- Sportpaket / - Sportpaket AMG ²⁾ - Sportpaket / - Sportpaket AMG ²⁾ - Sportpaket / - Sportpaket AMG ²⁾ - Sportpaket / - Sportpaket AMG ²⁾ - Sportpaket / - Sportpaket AMG ²⁾ - Sportpaket / - Sportpaket AMG ²⁾ - Sportpaket / - Sportpaket AMG ²⁾ - Sportpaket / - Sportpaket AMG ²⁾ - Sportpaket / - Sportpaket AMG ²⁾	24.0128-0106.1 24.0328-0106.1	428106 528106		300 28,0 25,4 V L +S +B 300 28,0 25,4 V L +S +B PD
		C 30 CDI AMG C 32 Kompressor AMG C 320 CDI C 350 C 350 4-matic C 55 AMG			01.03 03.01 02.05 06.05 06.05 02.04	09.07 09.07 09.07 09.07 09.07 09.07	+ Sportpaket / + Sportpaket AMG ¹⁾ + Sportpaket / + Sportpaket AMG ¹⁾ + Sportpaket / + Sportpaket AMG ¹⁾ + Sportpaket / + Sportpaket AMG ¹⁾ + Sportpaket / + Sportpaket AMG ¹⁾	24.0130-0180.1	430180		345 30,0 28,0 V L +B
		C 320 CDI C 350			02.05 06.05	09.07 09.07	- Sportpaket / - Sportpaket AMG ²⁾ - Sportpaket / - Sportpaket AMG ²⁾	24.0128-0188.1	428188		330 28,0 26,0 V L +S +B
C 350 4-matic				06.05	09.07	- Sportpaket / - Sportpaket AMG ²⁾	24.0130-0171.1	430171		345 30,0 27,4 V L +B	
		C 180 C 180 Kompressor C 200 CDI C 200 CDI C 200 CGI Kompressor C 200 Kompressor C 200 Kompressor C 220 CDI C 220 CDI	90 120 110	03.01 05.02 03.01 04.03 07.03 05.02 03.01 03.01 02.04	09.07 09.07 09.07 09.07 09.07 09.07 04.02 09.07 09.07		24.0711-6001.3	360119	2	Radsensor L=565	

¹⁾ + sports package/+ sports package AMG / + pacchetto sportivo/+ pacchetto sport.AMG / + version sport/+ version sport AMG / + kit deportivo/+ kit deportivo AMG

²⁾ - sport package/- sport package AMG / - pacchetto sportivo/- pacchetto sport.AMG / - version sport/- version sport AMG / - kit deportivo/- kit deportivo AMG



MERCEDES BENZ C-Klasse (CL203) Sportcoupe (01-08)												
	C 230 Kompressor		03.01	05.08		13.0460-4065.2	604065				21899 15,3 /WE/Zub	ATE
						13.0470-4065.2	LD4065				21899 15,3 /WE/Zub	ATE
						13.0460-0231.2	610231				Belagsatz-Zubehör	ATE
						13.0460-4064.2	604064			+ AUS J USA	21919 15,3 /Zub	ATE
						13.0470-4064.2	LD4064			+ AUS J USA	21919 15,3 /Zub	ATE
						13.0460-0229.2	610229			+ AUS J USA	Belagsatz-Zubehör	ATE
						24.8190-0410.2	620410	1			Warnkontakt L=97,5mm	
	C 230		06.05	05.08		13.0460-4065.2	604065				21899 15,3 /WE/Zub	ATE
	C 30 CDI AMG	A 556572	09.02	05.08		13.0470-4065.2	LD4065				21899 15,3 /WE/Zub	ATE
	C 320		09.02	05.08		13.0460-0258.2	610258				Belagsatz-Zubehör	
	C 350		06.05	05.08		24.8190-0410.2	620410	1			Warnkontakt L=97,5mm	
	C 30 CDI AMG	A 556573		05.08		13.0460-4047.2	604047				21305 15,7 /WE	ATE
						13.0470-4047.2	LD4047				21305 15,7 /WE	ATE
						13.0460-0236.2	610236				Belagsatz-Zubehör	ATE
						24.8190-0410.2	620410	1			Warnkontakt L=97,5mm	
	C 160 Kompressor		04.05	05.08		24.0109-0114.1	409114				278 9,0 7,3 +S +B	
	C 180		03.01	05.08		24.0309-0114.1	509114				278 9,0 7,3 +S +B PD	
	C 180 Kompressor		05.02	05.08								
	C 200 CDI		07.03	05.08								
	C 200 CGI Kompressor		07.03	05.08								
	C 200 Kompressor		03.01	05.08								
	C 220 CDI		03.01	05.08								
	C 230		06.05	05.08		24.0110-0217.1	410217				290 10,0 8,3 +S +B	
						24.0310-0217.1	510217				290 10,0 8,3 +S +B PD	
	C 230 Kompressor		03.01	05.08		24.0110-0217.1	410217				290 10,0 8,3 +S +B	
						24.0310-0217.1	510217			+ AUS J USA	290 10,0 8,3 +S +B PD	
						24.0109-0114.1	409114			+ AUS J USA	278 9,0 7,3 +S +B	
						24.0309-0114.1	509114				278 9,0 7,3 +S +B PD	
	C 320		09.02	05.08		24.0110-0217.1	410217				290 10,0 8,3 +S +B	
	C 350		06.05	05.08		24.0310-0217.1	510217				290 10,0 8,3 +S +B PD	
	C 30 CDI AMG	A 556572	09.02			24.0110-0217.1	410217				290 10,0 8,3 +S +B	
						24.0310-0217.1	510217				290 10,0 8,3 +S +B PD	
	C 30 CDI AMG	A 556573		05.08		24.0122-0228.1	422228				300 22,0 19,4 V L +B	
	C 160 Kompressor		04.05	05.08		24.0711-6054.3	360184				Radsensor L=1102	
	C 180		03.01	05.08		24.0711-6053.3	360183				Radsensor L=948	
	C 180 Kompressor		05.02	05.08								
	C 200 CDI		07.03	05.08								
	C 200 CGI Kompressor		07.03	05.08								
	C 200 Kompressor		03.01	05.08								
	C 220 CDI		03.01	05.08								
	C 230		06.05	05.08								
	C 230 Kompressor		03.01	05.08								
	C 30 CDI AMG		09.02	05.08								
	C 320		09.02	05.08								
	C 350		06.05	05.08								
	C 160 Kompressor		04.05	05.08		03.0137-4013.2	654013				164 x 20 /Zub	
	C 180		03.01	05.08		03.0137-9248.2	669248				Bremsbacken-Zubehör	
	C 180 Kompressor		05.02	05.08								
	C 200 CDI		07.03	05.08								
	C 200 CGI Kompressor		07.03	05.08								
	C 200 Kompressor		03.01	05.08								
	C 220 CDI		03.01	05.08								
	C 230		06.05	05.08								
	C 230 Kompressor		03.01	05.08								
	C 30 CDI AMG		09.02	05.08								
	C 320		09.02	05.08								
	C 350		06.05	05.08								
MERCEDES BENZ C-Klasse (CLC203) Coupe (08-10)												
	CLC 160		01.09	10.10		13.0460-2726.2	602726				23144 19,8 +/WE/Zub/S LUC	
						13.0470-2726.2	LD2726				23144 19,8 +/WE/Zub/S LUC	
						24.8190-0410.2	620410	1			Warnkontakt L=97,5mm	
	CLC 180 Kompressor		05.08	10.10		13.0460-2726.2	602726				23144 19,8 +/WE/Zub/S LUC	
	CLC 200 CDI		05.08	10.10		13.0470-2726.2	LD2726				23144 19,8 +/WE/Zub/S LUC	
	CLC 220 CDI		05.08	10.10		24.8190-0410.2	620410	1			Warnkontakt L=97,5mm	
	CLC 200 Kompressor		05.08	10.10		13.0460-2727.2	602727				23144 19,8 +/WE/Zub/S LUC	
	CLC 230		05.08	10.10		13.0470-2727.2	LD2727				23144 19,8 +/WE/Zub/S LUC	
						24.8190-0410.2	620410	1			Warnkontakt L=97,5mm	
	CLC 350		05.08	10.10		13.0460-4994.2	604994				23945 16,5 /WE	BRE
						13.0470-4994.2	LD4994				23945 16,5 /WE	BRE
						24.8190-0410.2	620410	1			Warnkontakt L=97,5mm	
	CLC 160		01.09	10.10		24.0125-0110.1	425110				288 25,0 22,4 V L +S +B	
	CLC 180 Kompressor		05.08	10.10		24.0325-0110.1	525110				288 25,0 22,4 V L +S +B PD	
	CLC 200 CDI		05.08	10.10								
	CLC 220 CDI		05.08	10.10								
	CLC 200 Kompressor		05.08	10.10		24.0128-0106.1	428106				300 28,0 25,4 V L +S +B	
	CLC 230		05.08	10.10		24.0328-0106.1	528106				300 28,0 25,4 V L +S +B PD	
	CLC 350		05.08	10.10		24.0128-0188.1	428188				330 28,0 26,0 V L +S +B	
	CLC 160		01.09	10.10		24.0711-6001.3	360119	2			Radsensor L=565	
	CLC 180 Kompressor		05.08	10.10								
	CLC 200 CDI		05.08	10.10								
	CLC 200 Kompressor		05.08	10.10								
	CLC 220 CDI		05.08	10.10								
	CLC 230		05.08	10.10								
	CLC 350		05.08	10.10								



MERCEDES BENZ C-Klasse (CLC203) Coupe (08-10)

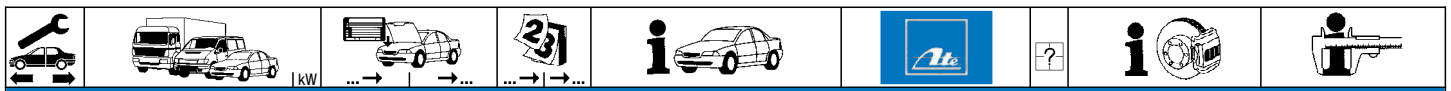
	CLC 160		01.09	10.10		13.0460-4064.2	604064		21919	15,3 /Zub	ATE
	CLC 180 Kompressor		05.08	10.10		13.0470-4064.2	LD4064		21919	15,3 /Zub	ATE
	CLC 200 CDI		05.08	10.10		13.0460-0229.2	610229			Belagsatz-Zubehör	ATE
	CLC 220 CDI		05.08	10.10		24.8190-0410.2	620410	1		Warnkontakt L=97,5mm	
	CLC 200 Kompressor		05.08	10.10		13.0460-4065.2	604065		21899	15,3 /WE/Zub	ATE
	CLC 230		05.08	10.10		13.0470-4065.2	LD4065		21899	15,3 /WE/Zub	ATE
	CLC 350		05.08	10.10		13.0460-0231.2	610231			Belagsatz-Zubehör	ATE
				05.08	10.10		24.8190-0410.2	620410	1		Warnkontakt L=97,5mm
	CLC 160		01.09	10.10		24.0109-0114.1	409114			278 9,0 7,3 +S +B	
	CLC 180 Kompressor		05.08	10.10		24.0109-0114.1	409114			278 9,0 7,3 +S +B	
	CLC 200 CDI		05.08	10.10		24.0309-0114.1	509114			278 9,0 7,3 +S +B PD	
	CLC 220 CDI		05.08	10.10							
	CLC 200 Kompressor		05.08	10.10		24.0110-0217.1	410217			290 10,0 8,3 +S +B	
	CLC 230		05.08	10.10		24.0310-0217.1	510217			290 10,0 8,3 +S +B PD	
	CLC 350		05.08	10.10							
				05.08	10.10						
	CLC 160		01.09	10.10		24.0711-6054.3	360184	<input type="checkbox"/>		Radsensor L=1102	
	CLC 180 Kompressor		05.08	10.10		24.0711-6053.3	360183	<input type="checkbox"/>		Radsensor L=948	
	CLC 200 CDI		05.08	10.10							
	CLC 200 Kompressor		05.08	10.10							
	CLC 220 CDI		05.08	10.10							
	CLC 230		05.08	10.10							
	CLC 350		05.08	10.10							
	CLC 160		01.09	10.10		03.0137-4013.2	654013			164 x 20 /Zub	
	CLC 180 Kompressor		05.08	10.10		03.0137-9248.2	669248			Bremsbacken-Zubehör	
	CLC 200 CDI		05.08	10.10							
	CLC 200 Kompressor		05.08	10.10							
	CLC 220 CDI		05.08	10.10							

MERCEDES BENZ C-Klasse (W204) Limousine (07-14)

	C 180 CDI	88	01.11	01.14	- Sportpaket / - Sportpaket AMG ¹⁾	13.0460-2733.2	602733		24306	20,3 /WE/Zub/S	LUC
	C 180 CGI	115	04.09	01.14	- Sportpaket / - Sportpaket AMG ¹⁾	13.0470-2733.2	LD2733		24306	20,3 /WE/Zub/S	LUC
	C 180 Kompressor	115	03.07	01.14	- Sportpaket / - Sportpaket AMG ¹⁾	24.8190-0410.2	620410	1 <input type="checkbox"/>		Warnkontakt L=97,5mm	
	C 180 Kompressor	115	01.08	01.14	- Sportpaket / - Sportpaket AMG ¹⁾						
	C 200 CDI	100	03.07	01.14	- Sportpaket / - Sportpaket AMG ¹⁾						
	C 200 CDI	100	01.11	01.14	- Sportpaket / - Sportpaket AMG ¹⁾						
	C 180 CDI	88	01.11	01.14	+ Sportpaket / + Sportpaket AMG ²⁾	13.0460-2732.2	602732		24306	20,3 /WE/Zub/S	LUC
	C 180 CGI	115	04.09	01.14	+ Sportpaket / + Sportpaket AMG ²⁾	13.0470-2732.2	LD2732		24306	20,3 /WE/Zub/S	LUC
	C 180 Kompressor	115	03.07	01.14	+ Sportpaket / + Sportpaket AMG ²⁾	24.8190-0410.2	620410	1 <input type="checkbox"/>		Warnkontakt L=97,5mm	
	C 180 Kompressor	115	01.08	01.14	+ Sportpaket / + Sportpaket AMG ²⁾						
	C 200	137	05.11	01.14							
	C 200 CDI	100	03.07	01.14	+ Sportpaket / + Sportpaket AMG ²⁾						
	C 200 CDI	100	01.11	01.14	+ Sportpaket / + Sportpaket AMG ²⁾						
	C 200 CGI	135	04.09	01.14							
	C 200 Kompressor	135	03.07	01.14							
	C 220 CDI	120	03.07	01.14							
	C 220 CDI	125	03.07	01.14							
	C 220 CDI	125	12.08	01.14							
	C 220 CDI 4-matic	125	02.13	01.14							
	C 230	150	03.07	01.14							
	C 230 4-matic	150	07.07	01.14							
	C 250 CDI	150	08.08	01.14							
	C 250 CDI 4-matic	150	01.11	01.14	- Sportpaket / - Sportpaket AMG ¹⁾						
	C 250 CGI	150	04.09	01.14							
	C 280	170	03.07	01.14	- Sportpaket / - Sportpaket AMG ¹⁾						
	C 280 4-matic	170	07.07	01.14	- Sportpaket / - Sportpaket AMG ¹⁾						
	C 300	170	07.09	01.14	- Sportpaket / - Sportpaket AMG ¹⁾						
	C 300 4-matic	170	04.09	01.14	- Sportpaket / - Sportpaket AMG ¹⁾						
	C 250 CDI 4-matic	150	01.11	01.14	+ Sportpaket / + Sportpaket AMG ²⁾	13.0460-2734.2	602734		24310	19,0 +WE/S	LUC
	C 280	170	03.07	01.14	+ Sportpaket / + Sportpaket AMG ²⁾	13.0470-2734.2	LD2734		24310	19,0 +WE/S	LUC
	C 280 4-matic	170	07.07	01.14	+ Sportpaket / + Sportpaket AMG ²⁾	24.8190-0410.2	620410	1 <input type="checkbox"/>		Warnkontakt L=97,5mm	
	C 300	170	07.09	01.14	+ Sportpaket / + Sportpaket AMG ²⁾						
	C 300 4-matic	170	04.09	01.14	+ Sportpaket / + Sportpaket AMG ²⁾						
	C 300 CDI 4-matic	170	01.11	01.14							
	C 300 CGI	185	02.11	01.14							
	C 300 CGI 4-matic	185	02.11	01.14							
	C 320 CDI	165	03.07	01.14							
	C 320 CDI 4-matic	165	07.07	01.14							
C 350	200	03.07	01.14								
C 350	225	01.11	01.14								
C 350 4-matic	200	07.07	01.14								
C 350 4-matic	225	01.11	01.14								
C 350 CDI	165	04.09	01.14								
C 350 CDI	170	10.09	01.14								
C 350 CDI	195	06.11	01.14								
C 350 CDI 4-matic	165	07.09	01.14								
C 350 CDI 4-matic	170	10.09	01.14								
C 350 CGI	215	09.08	01.14								
	C 63 AMG		09.07	01.14		13.0460-4839.2	604839		24455	16,8 /WE	BRE
						24.8190-0420.2	620420	1		Warnkontakt L=119mm	
	C 180 CDI	88	01.11	01.14	- Sportpaket / - Sportpaket AMG ¹⁾	24.0125-0179.1	425179			288 25,0 22,4 V L +S +B	
	C 180 CGI	115	04.09	01.14	- Sportpaket / - Sportpaket AMG ¹⁾						
	C 180 Kompressor	115	03.07	01.14	- Sportpaket / - Sportpaket AMG ¹⁾						
	C 200 CDI	100	03.07	01.14	- Sportpaket / - Sportpaket AMG ¹⁾						

¹⁾ - sport package/- sport package AMG / - pacchetto sportivo/- pacchetto sport.AMG / - version sport/- version sport AMG / - kit deportivo/- kit deportivo AMG
²⁾ + sports package/+ sports package AMG / + pacchetto sportivo/+ pacchetto sport.AMG / + version sport/+ version sport AMG / + kit deportivo/+ kit deportivo AMG
³⁾ - red caliper / - pinza rossa / - étrier rouge / - pinza roja





MERCEDES BENZ C-Klasse (W204) Limousine (07-14)

	C 200 CDI	100	01.11	01.14	- Sportpaket / - Sportpaket AMG ¹⁾	24.0125-0179.1	425179		288 25,0 22,4 V L +S +B
	C 180 CDI	88	01.11	01.14	+ Sportpaket / + Sportpaket AMG ²⁾	24.0128-0100.1	428100		295 28,0 26,0 V L +S +B
	C 180 CGI	115	04.09	01.14	+ Sportpaket / + Sportpaket AMG ²⁾				
	C 180 Kompressor	115	03.07	01.14	+ Sportpaket / + Sportpaket AMG ²⁾				
	C 180 Kompressor	115	01.08	01.14	+ Sportpaket / + Sportpaket AMG ²⁾				
	C 200	137	05.11	01.14	+ Sportpaket / + Sportpaket AMG ²⁾				
	C 200 CDI	100	03.07	01.14	+ Sportpaket / + Sportpaket AMG ²⁾				
	C 200 CDI	100	01.11	01.14	+ Sportpaket / + Sportpaket AMG ²⁾				
	C 200 CGI	135	04.09	01.14	+ Sportpaket / + Sportpaket AMG ²⁾				
	C 200 Kompressor	135	03.07	01.14	+ Sportpaket / + Sportpaket AMG ²⁾				
	C 220 CDI	120	03.07	01.14	+ Sportpaket / + Sportpaket AMG ²⁾				
	C 220 CDI	125	03.07	01.14	+ Sportpaket / + Sportpaket AMG ²⁾				
	C 220 CDI	125	12.08	01.14	+ Sportpaket / + Sportpaket AMG ²⁾				
	C 220 CDI 4-matic	125	02.13	01.14	+ Sportpaket / + Sportpaket AMG ²⁾				
	C 230	150	03.07	01.14	+ Sportpaket / + Sportpaket AMG ²⁾				
	C 230 4-matic	150	07.07	01.14	+ Sportpaket / + Sportpaket AMG ²⁾				
	C 250 CDI	150	08.08	01.14	+ Sportpaket / + Sportpaket AMG ²⁾				
	C 250 CGI	150	04.09	01.14	+ Sportpaket / + Sportpaket AMG ²⁾				
	C 200	137	05.11	01.14	- Sportpaket / - Sportpaket AMG ¹⁾	24.0128-0155.1	428155		295 28,0 25,4 V L +S +B
	C 200 CGI	135	04.09	01.14	- Sportpaket / - Sportpaket AMG ¹⁾				
	C 200 Kompressor	135	03.07	01.14	- Sportpaket / - Sportpaket AMG ¹⁾				
	C 220 CDI	120	03.07	01.14	- Sportpaket / - Sportpaket AMG ¹⁾				
	C 220 CDI	125	03.07	01.14	- Sportpaket / - Sportpaket AMG ¹⁾				
	C 220 CDI	125	12.08	01.14	- Sportpaket / - Sportpaket AMG ¹⁾				
	C 220 CDI 4-matic	125	02.13	01.14	- Sportpaket / - Sportpaket AMG ¹⁾				
	C 230	150	03.07	01.14	- Sportpaket / - Sportpaket AMG ¹⁾				
	C 230 4-matic	150	07.07	01.14	- Sportpaket / - Sportpaket AMG ¹⁾				
	C 250 CDI	150	08.08	01.14	- Sportpaket / - Sportpaket AMG ¹⁾				
	C 250 CDI 4-matic	150	01.11	01.14	- Sportpaket / - Sportpaket AMG ¹⁾				
	C 250 CGI	150	04.09	01.14	- Sportpaket / - Sportpaket AMG ¹⁾				
	C 280	170	03.07	01.14	- Sportpaket / - Sportpaket AMG ¹⁾				
	C 280 4-matic	170	07.07	01.14	- Sportpaket / - Sportpaket AMG ¹⁾				
	C 300	170	07.09	01.14	- Sportpaket / - Sportpaket AMG ¹⁾				
	C 300 4-matic	170	04.09	01.14	- Sportpaket / - Sportpaket AMG ¹⁾				
	C 250 CDI 4-matic	150	01.11	01.14	+ Sportpaket / + Sportpaket AMG ²⁾	24.0132-0100.1	432100		322 32,0 30,0 V L +S +B
	C 280	170	03.07	01.14	+ Sportpaket / + Sportpaket AMG ²⁾				
	C 280 4-matic	170	07.07	01.14	+ Sportpaket / + Sportpaket AMG ²⁾				
	C 300	170	07.09	01.14	+ Sportpaket / + Sportpaket AMG ²⁾				
	C 300 4-matic	170	04.09	01.14	+ Sportpaket / + Sportpaket AMG ²⁾				
	C 300 CDI 4-matic	170	01.11	01.14	+ Sportpaket / + Sportpaket AMG ²⁾				
	C 300 CGI	185	02.11	01.14	+ Sportpaket / + Sportpaket AMG ²⁾				
	C 300 CGI 4-matic	185	02.11	01.14	+ Sportpaket / + Sportpaket AMG ²⁾				
	C 320 CDI	165	03.07	01.14	+ Sportpaket / + Sportpaket AMG ²⁾				
	C 320 CDI	165	03.07	01.14	- Sportpaket / - Sportpaket AMG ¹⁾				
	C 320 CDI 4-matic	165	07.07	01.14	+ Sportpaket / + Sportpaket AMG ²⁾				
	C 320 CDI 4-matic	165	07.07	01.14	- Sportpaket / - Sportpaket AMG ¹⁾				
	C 350	200	03.07	01.14	+ Sportpaket / + Sportpaket AMG ²⁾				
	C 350	200	03.07	01.14	- Sportpaket / - Sportpaket AMG ¹⁾				
	C 350	225	01.11	01.14	+ Sportpaket / + Sportpaket AMG ²⁾				
	C 350 4-matic	200	07.07	01.14	- Sportpaket / - Sportpaket AMG ¹⁾				
	C 350 4-matic	200	07.07	01.14	+ Sportpaket / + Sportpaket AMG ²⁾				
	C 350 CDI	165	04.09	01.14	- Sportpaket / - Sportpaket AMG ¹⁾				
	C 350 CDI	165	04.09	01.14	+ Sportpaket / + Sportpaket AMG ²⁾				
	C 350 CDI	195	06.11	01.14	+ Sportpaket / + Sportpaket AMG ²⁾				
	C 350 CDI 4-matic	165	07.09	01.14	- Sportpaket / - Sportpaket AMG ¹⁾				
	C 350 CDI 4-matic	165	07.09	01.14	+ Sportpaket / + Sportpaket AMG ²⁾				
	C 350 CDI 4-matic	170	10.09	01.14	+ Sportpaket / + Sportpaket AMG ²⁾				
	C 300 CDI 4-matic	170	01.11	01.14	- Sportpaket / - Sportpaket AMG ¹⁾	24.0132-0101.1	432101		322 32,0 29,4 V L +S +B
	C 300 CGI	185	02.11	01.14	- Sportpaket / - Sportpaket AMG ¹⁾	24.0332-0101.1	532101		322 32,0 29,4 V L +S +B PD
	C 300 CGI 4-matic	185	02.11	01.14	- Sportpaket / - Sportpaket AMG ¹⁾				
	C 320 CDI	165	03.07	01.14	- Sportpaket / - Sportpaket AMG ¹⁾				
	C 320 CDI 4-matic	165	07.07	01.14	- Sportpaket / - Sportpaket AMG ¹⁾				
	C 350	200	03.07	01.14	- Sportpaket / - Sportpaket AMG ¹⁾				
	C 350	225	01.11	01.14	- Sportpaket / - Sportpaket AMG ¹⁾				
	C 350 4-matic	200	07.07	01.14	- Sportpaket / - Sportpaket AMG ¹⁾				
	C 350 4-matic	225	01.11	01.14	- Sportpaket / - Sportpaket AMG ¹⁾				
	C 350 CDI	165	04.09	01.14	- Sportpaket / - Sportpaket AMG ¹⁾				
	C 350 CDI	170	10.09	01.14	- Sportpaket / - Sportpaket AMG ¹⁾				
	C 350 CDI	195	06.11	01.14	- Sportpaket / - Sportpaket AMG ¹⁾				
	C 350 CDI 4-matic	165	07.09	01.14	- Sportpaket / - Sportpaket AMG ¹⁾				
	C 350 CDI 4-matic	170	10.09	01.14	- Sportpaket / - Sportpaket AMG ¹⁾				
	C 350 CGI	215	09.08	01.14	- Sportpaket / - Sportpaket AMG ¹⁾				
	C 63 AMG		09.07	01.14		24.0136-0108.1	436108	- AMG-Performance Package	360 36,0 34,0 V L +S +B
	C 180 CDI	88	01.11	01.14		24.0711-6189.3	360246	2 SA Code: 808/809/800/801	Radsensor L=618
	C 180 CGI	115	04.09	01.14		24.0711-6390.3	360406	2 SA Code: 802/803/804/805	Radsensor L=618
	C 180 Kompressor	115	03.07	01.14					
	C 180 Kompressor	115	01.08	01.14					
	C 180 Kompressor Eco		01.09	01.14					
	C 200	137	05.11	01.14					
	C 200 CDI	100	03.07	01.14					
	C 200 CDI	100	01.11	01.14					
	C 200 CGI	135	04.09	01.14					
	C 200 Kompressor	135	03.07	01.14					
	C 220 CDI	120	03.07	01.14					
	C 220 CDI	125	03.07	01.14					
	C 220 CDI	125	12.08	01.14					

¹⁾ - sport package/- sport package AMG / - pacchetto sportivo/- pacchetto sport.AMG / - version sport/- version sport AMG / - kit deportivo/- kit deportivo AMG
²⁾ + sports package/+ sports package AMG / + pacchetto sportivo/+ pacchetto sport.AMG / + version sport/+ version sport AMG / + kit deportivo/+ kit deportivo AMG

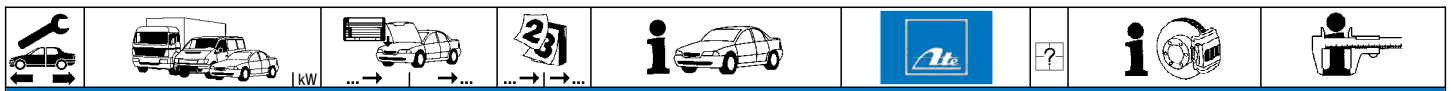


MERCEDES BENZ C-Klasse (W204) Limousine (07-14)

	C 230 C 250 CDI C 250 CGI C 280 C 300 C 300 CGI C 320 CDI C 350 C 350 C 350 CDI C 350 CDI C 350 CDI C 350 CGI	150 150 150 170 170 185 165 200 225 165 170 195 215		03.07 01.14 10.08 01.14 04.09 01.14 03.07 01.14 07.09 01.14 02.11 01.14 03.07 01.14 03.07 01.14 01.11 01.14 04.09 01.14 10.09 01.14 06.11 01.14 09.08 01.14	24.0711-6189.3 24.0711-6390.3	360246 360406	2 2	SA Code: 808/809/800/801 SA Code: 802/803/804/805	Radsensor L=618 Radsensor L=618	
	C 220 CDI 4-matic C 230 4-matic C 250 CDI 4-matic C 280 4-matic C 300 4-matic C 300 CDI 4-matic C 300 CGI 4-matic C 320 CDI 4-matic C 350 4-matic C 350 4-matic C 350 CDI 4-matic C 350 CDI 4-matic	125 150 150 170 170 170 185 165 200 225 165 170		02.13 01.14 07.07 01.14 01.11 01.14 07.07 01.14 04.09 01.14 01.11 01.14 02.11 01.14 07.07 01.14 07.07 01.14 01.11 01.14 07.09 01.14 10.09 01.14	24.0711-5206.3	360241	2		Radsensor L=733	
	C 180 CDI C 180 CGI C 180 Kompressor C 180 Kompressor C 200 C 200 CDI C 200 CDI C 200 CGI C 200 Kompressor C 220 CDI C 220 CDI C 220 CDI C 220 CDI C 220 CDI 4-matic C 230 C 230 4-matic C 250 CDI 4-matic C 250 CGI C 280 C 280 4-matic C 300 C 300 4-matic C 300 CGI C 300 CGI 4-matic C 350 C 350 4-matic C 350 4-matic	88 115 115 115 137 100 100 135 135 120 125 125 125 150 150 150 170 170 150 150 170 170 170 185 185 225 200 225		01.11 01.14 04.09 01.14 03.07 01.14 01.08 01.14 05.11 01.14 03.07 01.14 01.11 01.14 04.09 01.14 03.07 01.14 03.07 01.14 03.07 01.14 12.08 01.14 02.13 01.14 03.07 01.14 07.07 01.14 01.11 01.14 04.09 01.14 03.07 01.14 07.07 01.14 04.09 01.14 02.11 01.14 02.11 01.14 01.11 01.14 07.07 01.14 07.07 01.14 01.11 01.14	13.0460-7244.2 13.0470-7244.2 24.8190-0410.2	607244 LD7244 620410	1		24253 17,8 +/WE 24253 17,8 +/WE Warnkontakt L=97,5mm	ATE ATE
	C 250 CDI C 300 CDI 4-matic C 320 CDI C 320 CDI 4-matic C 350 C 350 4-matic C 350 CDI C 350 CDI C 350 CDI C 350 CDI 4-matic C 350 CDI 4-matic C 350 CGI	150 170 165 165 200 200 165 170 195 165 170 215		08.08 01.14 01.11 01.14 03.07 01.14 07.07 01.14 03.07 01.14 07.07 01.14 04.09 01.14 10.09 01.14 06.11 01.14 07.09 01.14 10.09 01.14 09.08 01.14	13.0460-7257.2 13.0470-7257.2 13.0460-7244.2 13.0470-7244.2 24.8190-0410.2	607257 LD7257 607244 LD7244 620410	1	+ GG-Sättel 1) + GG-Sättel 1) + ALU-Sättel 2) + ALU-Sättel 2)	24253 18,0 +/WE 24253 18,0 +/WE 24253 17,8 +/WE 24253 17,8 +/WE Warnkontakt L=97,5mm	ATE ATE ATE ATE
	C 63 AMG		09.07 01.14	24.8190-0420.2	620420	1		Warnkontakt L=119mm		
	C 180 CDI C 180 CGI C 180 Kompressor C 180 Kompressor C 200 CDI C 200 CDI	88 115 115 115 100 100		01.11 01.14 04.09 01.14 03.07 01.14 01.08 01.14 03.07 01.14 01.14	- Sportpaket / - Sportpaket AMG 3) - Sportpaket / - Sportpaket AMG 3) - Sportpaket / - Sportpaket AMG 3) - Sportpaket / - Sportpaket AMG 3) - Sportpaket / - Sportpaket AMG 3) - Sportpaket / - Sportpaket AMG 3)	24.0109-0154.1 409154		278 9,0 7,3 +S +B		
	C 180 CDI C 180 CGI C 180 Kompressor C 180 Kompressor C 200 C 200 CDI C 200 CDI C 200 CDI C 200 CGI C 200 Kompressor C 220 CDI C 220 CDI C 220 CDI C 220 CDI 4-matic C 230 C 230 4-matic C 250 CDI 4-matic	88 115 115 115 137 100 100 100 135 135 120 125 125 125 150 150 150		01.11 01.14 04.09 01.14 03.07 01.14 01.08 01.14 05.11 01.14 01.11 01.14 03.07 01.14 01.11 01.14 04.09 01.14 03.07 01.14 03.07 01.14 12.08 01.14 02.13 01.14 03.07 01.14 07.07 01.14 01.11 01.14	+ Sportpaket / + Sportpaket AMG 4) + Sportpaket / + Sportpaket AMG 4) + Sportpaket / + Sportpaket AMG 4) + Sportpaket / + Sportpaket AMG 4) - Sportpaket / - Sportpaket AMG 3) + Sportpaket / + Sportpaket AMG 4) + Sportpaket / + Sportpaket AMG 4) + Sportpaket / + Sportpaket AMG 4)	24.0110-0328.1 24.0310-0328.1 410328 510328		300 10,0 8,3 +S +B 300 10,0 8,3 +S +B PD		

1) + cast iron caliper / + pinza in ghisa / + étriers en fonte grise / + fundición gris-pinza
 2) + aluminium calipers / + pinze in alluminio / + étriers en aluminium / + pinzas de aluminio
 3) - sport package/- sport package AMG / - pacchetto sportivo/- pacchetto sport.AMG / - version sport/- version sport AMG / - kit sportivo/- kit sportivo AMG
 4) + sports package/+ sports package AMG / + pacchetto sportivo/+ pacchetto sport.AMG / + version sport/+ version sport AMG / + kit sportivo/+ kit sportivo AMG





MERCEDES BENZ C-Klasse (W204) Limousine (07-14)

	C 250 CGI	150	04.09	01.14	24.0110-0328.1	410328		300 10,0 8,3 +S +B
	C 280	170	03.07	01.14	24.0310-0328.1	510328		300 10,0 8,3 +S +B PD
	C 280 4-matic	170	07.07	01.14				
	C 300	170	07.09	01.14				
	C 300 4-matic	170	04.09	01.14				
	C 250 CDI	150	10.08	01.14	24.0120-0208.1	420208		300 22,0 19,4 V L +S +B
	C 250 CDI 4-matic	150	01.11	01.14				
	C 300 CDI 4-matic	170	01.11	01.14				
	C 300 CGI	185	02.11	01.14				
	C 300 CGI 4-matic	185	02.11	01.14				
	C 320 CDI	165	03.07	01.14				
	C 320 CDI 4-matic	165	07.07	01.14				
	C 350	200	03.07	01.14				
	C 350	225	01.11	01.14				
	C 350 4-matic	200	07.07	01.14				
	C 350 4-matic	225	01.11	01.14				
	C 350 CDI	165	04.09	01.14				
	C 350 CDI	170	10.09	01.14				
	C 350 CDI	195	06.11	01.14				
	C 350 CDI 4-matic	165	07.09	01.14				
C 350 CDI 4-matic	170	10.09	01.14					
C 350 CGI	215	09.08	01.14					
	C 180 CDI	88	01.11	01.14	24.0711-6191.3	360247	2	Radsensor L=945
	C 180 CGI	115	04.09	01.14				
	C 180 Kompressor	115	03.07	01.14				
	C 180 Kompressor	115	01.08	01.14				
	C 180 Kompressor Eco		01.09	01.14				
	C 200	137	05.11	01.14				
	C 200 CDI	100	03.07	01.14				
	C 200 CDI	100	01.11	01.14				
	C 200 CGI	135	04.09	01.14				
	C 200 Kompressor	135	03.07	01.14				
	C 220 CDI	120	03.07	01.14				
	C 220 CDI	125	03.07	01.14				
	C 220 CDI	125	12.08	01.14				
	C 220 CDI 4-matic	125	02.13	01.14				
	C 230	150	03.07	01.14				
	C 230 4-matic	150	07.07	01.14				
	C 250 CDI	150	10.08	01.14				
	C 250 CDI 4-matic	150	01.11	01.14				
	C 250 CGI	150	04.09	01.14				
	C 280	170	03.07	01.14				
	C 280 4-matic	170	07.07	01.14				
	C 300	170	07.09	01.14				
	C 300 4-matic	170	04.09	01.14				
	C 300 CDI 4-matic	170	01.11	01.14				
	C 300 CGI	185	02.11	01.14				
	C 300 CGI 4-matic	185	02.11	01.14				
	C 320 CDI	165	03.07	01.14				
	C 320 CDI 4-matic	165	07.07	01.14				
	C 350	200	03.07	01.14				
	C 350	225	01.11	01.14				
	C 350 4-matic	200	07.07	01.14				
	C 350 4-matic	225	01.11	01.14				
	C 350 CDI	165	04.09	01.14				
	C 350 CDI	170	10.09	01.14				
C 350 CDI	195	06.11	01.14					
C 350 CDI 4-matic	165	07.09	01.14					
C 350 CDI 4-matic	170	10.09	01.14					
C 350 CGI	215	09.08	01.14					
C 63 AMG		09.07	01.14					
	C 180 CDI	88	01.11	01.14	03.0137-4005.2	654005		164 x 25 /Zub
	C 180 CGI	115	04.09	01.14				
	C 180 Kompressor	115	03.07	01.14				
	C 180 Kompressor	115	01.08	01.14				
	C 180 Kompressor Eco		01.09	01.14				
	C 200	137	05.11	01.14				
	C 200 CDI	100	03.07	01.14				
	C 200 CDI	100	01.11	01.14				
	C 200 CGI	135	04.09	01.14				
	C 200 Kompressor	135	03.07	01.14				
	C 220 CDI	120	03.07	01.14				
	C 220 CDI	125	03.07	01.14				
	C 220 CDI	125	12.08	01.14				
	C 220 CDI 4-matic	125	02.13	01.14				
	C 230	150	03.07	01.14				
	C 230 4-matic	150	07.07	01.14				
	C 250 CDI	150	10.08	01.14				
	C 250 CDI 4-matic	150	01.11	01.14				
	C 250 CGI	150	04.09	01.14				
	C 280	170	03.07	01.14				
C 280 4-matic	170	07.07	01.14					
C 300	170	07.09	01.14					
C 300 4-matic	170	04.09	01.14					
C 300 CDI 4-matic	170	01.11	01.14					
C 300 CGI	185	02.11	01.14					
C 300 CGI 4-matic	185	02.11	01.14					

1) - sport package/- sport package AMG / - pacchetto sportivo/- pacchetto sport.AMG / - version sport/- version sport AMG / - kit sportivo/- kit sportivo AMG



MERCEDES BENZ C-Klasse (S204) Kombi (07-14)





	C 300	170	08.07	08.14	+ Sportpaket / + Sportpaket AMG ¹⁾	24.0132-0100.1	432100		322 32,0 30,0 V L +S +B
	C 320 CDI	165	09.07	08.14	- Sportpaket / - Sportpaket AMG ²⁾				
	C 320 CDI	165	09.07	08.14	+ Sportpaket / + Sportpaket AMG ¹⁾				
	C 320 CDI 4-matic	165	09.07	08.14	+ Sportpaket / + Sportpaket AMG ¹⁾				
	C 350	200	09.07	08.14	+ Sportpaket / + Sportpaket AMG ¹⁾				
	C 350 CDI	195	06.11	08.14	+ Sportpaket / + Sportpaket AMG ¹⁾				
	C 350 CDI 4-matic	170	10.09	08.14	+ Sportpaket / + Sportpaket AMG ¹⁾				
	C 350 CDI BlueEff.	170	04.09	08.14	+ Sportpaket / + Sportpaket AMG ¹⁾				
	C 350 CGI	225	06.11	08.14	+ Sportpaket / + Sportpaket AMG ¹⁾				
	C 320 CDI	165	09.07	08.14	- Sportpaket / - Sportpaket AMG ²⁾	24.0132-0101.1	432101		322 32,0 29,4 V L +S +B
C 320 CDI 4-matic	165	09.07	08.14	- Sportpaket / - Sportpaket AMG ²⁾	24.0332-0101.1	532101		322 32,0 29,4 V L +S +B PD	
C 350	200	09.07	08.14	- Sportpaket / - Sportpaket AMG ²⁾					
C 350 CDI	195	06.11	08.14	- Sportpaket / - Sportpaket AMG ²⁾					
C 350 CDI 4-matic	170	10.09	08.14	- Sportpaket / - Sportpaket AMG ²⁾					
C 350 CDI BlueEff.	170	04.09	08.14	- Sportpaket / - Sportpaket AMG ²⁾					
C 350 CGI	225	06.11	08.14	- Sportpaket / - Sportpaket AMG ²⁾					
C 63 AMG			09.07	08.14		24.0136-0108.1	436108	- AMG-Performance Package	360 36,0 34,0 V L +S +B
	C 180 CDI BE	88	01.11	08.14		24.0711-6189.3	360246	2 SA Code: 808/809/800/801	Radsensor L=618
	C 180 CGI	115	04.09	08.14		24.0711-6390.3	360406	2 SA Code: 802/803/804/805	Radsensor L=618
	C 180 Kompressor	115	01.08	08.14					
	C 180 Kompressor	115	09.07	08.14					
	C 200 CDI	100	08.10	08.14					
	C 200 CDI	100	09.07	08.14					
	C 200 CGI	135	04.09	08.14					
	C 200 Kompressor	135	09.07	08.14					
	C 220 CDI	120	01.07	08.14					
	C 220 CDI	125	09.07	08.14					
	C 220 CDI	125	12.08	08.14					
	C 230	150	09.07	08.14					
	C 250 CDI	150	04.09	08.14					
	C 250 CGI	150	04.09	08.14					
	C 280	170	09.07	08.14					
	C 300	170	08.07	08.14					
	C 320 CDI	165	09.07	08.14					
	C 350	200	09.07	08.14					
	C 350 CDI	195	06.11	08.14					
	C 350 CDI BlueEff.	170	04.09	08.14					
C 350 CGI	225	06.11	08.14						
C 250 CDI 4matic	150	04.09	08.14		24.0711-5206.3	360241	2	Radsensor L=733	
C 320 CDI 4-matic	165	09.07	08.14						
C 350 CDI 4-matic	170	10.09	08.14						
	C 180 CDI BE	88	01.11	08.14		13.0460-7244.2	607244		24253 17,8 +/WE ATE
	C 180 CGI	115	04.09	08.14		13.0470-7244.2	LD7244		24253 17,8 +/WE ATE
	C 180 Kompressor	115	01.08	08.14		24.8190-0410.2	620410	1	Warnkontakt L=97,5mm
	C 180 Kompressor	115	09.07	08.14					
	C 200 CDI	100	08.10	08.14					
	C 200 CDI	100	09.07	08.14					
	C 200 CGI	135	04.09	08.14					
	C 200 Kompressor	135	09.07	08.14					
	C 220 CDI	120	01.07	08.14					
	C 220 CDI	125	12.08	08.14					
	C 220 CDI	125	09.07	08.14					
	C 220 CDI 4-matic	125	02.13	08.14					
	C 230	150	09.07	08.14					
	C 250 CDI 4matic	150	04.09	08.14	+ Sportpaket / + Sportpaket AMG ¹⁾				
	C 250 CGI	150	04.09	08.14					
	C 280	170	09.07	08.14					
	C 300	170	08.07	08.14					
	C 350 CGI	225	06.11	08.14					
	C 250 CDI	150	04.09	08.14		13.0460-7257.2	607257		24253 18,0 +/WE ATE
	C 250 CDI 4matic	150	04.09	08.14	- Sportpaket / - Sportpaket AMG ²⁾	13.0470-7257.2	LD7257		24253 18,0 +/WE ATE
C 320 CDI	165	09.07	08.14		13.0460-7244.2	607244		24253 17,8 +/WE ATE	
C 320 CDI 4-matic	165	09.07	08.14		13.0470-7244.2	LD7244		24253 17,8 +/WE ATE	
C 350	200	09.07	08.14		24.8190-0410.2	620410	1	Warnkontakt L=97,5mm	
C 350 CDI	195	06.11	08.14						
C 350 CDI 4-matic	170	10.09	08.14						
C 350 CDI BlueEff.	170	04.09	08.14						
C 63 AMG			09.07	08.14		24.8190-0420.2	620420	1	Warnkontakt L=119mm
	C 180 CDI BE	88	01.11	08.14	- Sportpaket / - Sportpaket AMG ²⁾	24.0109-0154.1	409154		278 9,0 7,3 +S +B
	C 180 CGI	115	04.09	08.14	- Sportpaket / - Sportpaket AMG ²⁾				
	C 180 Kompressor	115	01.08	08.14	- Sportpaket / - Sportpaket AMG ²⁾				
	C 180 Kompressor	115	09.07	08.14	- Sportpaket / - Sportpaket AMG ²⁾				
	C 200 CDI	100	08.10	08.14	- Sportpaket / - Sportpaket AMG ²⁾				
	C 200 CDI	100	09.07	08.14	- Sportpaket / - Sportpaket AMG ²⁾				
	C 180 CDI BE	88	01.11	08.14	+ Sportpaket / + Sportpaket AMG ¹⁾	24.0110-0328.1	410328		300 10,0 8,3 +S +B
	C 180 CGI	115	04.09	08.14	+ Sportpaket / + Sportpaket AMG ¹⁾	24.0310-0328.1	510328		300 10,0 8,3 +S +B PD
	C 180 Kompressor	115	01.08	08.14	+ Sportpaket / + Sportpaket AMG ¹⁾				
	C 180 Kompressor	115	09.07	08.14	+ Sportpaket / + Sportpaket AMG ¹⁾				
C 200 CDI	100	08.10	08.14	+ Sportpaket / + Sportpaket AMG ¹⁾					
C 200 CDI	100	09.07	08.14	+ Sportpaket / + Sportpaket AMG ¹⁾					
C 200 CGI	135	04.09	08.14						
C 200 Kompressor	135	09.07	08.14						
C 220 CDI	120	01.07	08.14						
C 220 CDI	125	12.08	08.14						
C 220 CDI	125	09.07	08.14						
C 220 CDI 4-matic	125	02.13	08.14						

¹⁾ + sports package/+ sports package AMG / + pacchetto sportivo/+ pacchetto sport.AMG / + version sport/+ version sport AMG / + kit deportivo/+ kit deportivo AMG

²⁾ - sport package/- sport package AMG / - pacchetto sportivo/- pacchetto sport.AMG / - version sport/- version sport AMG / - kit deportivo/- kit deportivo AMG

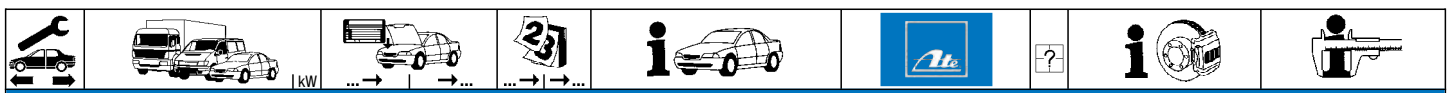
³⁾ + cast iron caliper / + pinza in ghisa / + étriers en fonte grise / + fundición gris-pinza

⁴⁾ + aluminium calipers / + pinze in alluminio / + étriers en aluminium / + pinzas de aluminio

MERCEDES BENZ C-Klasse (S204) Kombi (07-14)											
	C 230	150	09.07	08.14	+ Sportpaket / + Sportpaket AMG ¹⁾	24.0110-0328.1	410328		300 10,0 8,3 +S +B 300 10,0 8,3 +S +B PD		
	C 250 CDI 4matic	150	04.09	08.14		24.0310-0328.1	510328				
	C 250 CGI	150	04.09	08.14							
	C 280	170	09.07	08.14							
	C 300	170	08.07	08.14							
	C 250 CDI	150	04.09	08.14		- Sportpaket / - Sportpaket AMG ²⁾	24.0120-0208.1			420208	300 22,0 19,4 V L +S +B
	C 250 CDI 4matic	150	04.09	08.14							
	C 320 CDI	165	09.07	08.14							
	C 320 CDI 4-matic	165	09.07	08.14							
	C 350	200	09.07	08.14							
C 350 CDI	195	06.11	08.14								
C 350 CDI 4-matic	170	10.09	08.14								
C 350 CDI BlueEff.	170	04.09	08.14								
C 350 CGI	225	06.11	08.14								
	C 180 CDI BE	88	01.11	08.14				24.0711-6191.3	360247		
	C 180 CGI	115	04.09	08.14							
	C 180 Kompressor	115	01.08	08.14							
	C 180 Kompressor	115	09.07	08.14							
	C 200 CDI	100	08.10	08.14							
	C 200 CDI	100	09.07	08.14							
	C 200 CGI	135	04.09	08.14							
	C 200 Kompressor	135	09.07	08.14							
	C 220 CDI	120	01.07	08.14							
	C 220 CDI	125	09.07	08.14							
	C 220 CDI	125	12.08	08.14							
	C 220 CDI 4-matic	125	02.13	08.14							
	C 230	150	09.07	08.14							
	C 250 CDI	150	04.09	08.14							
	C 250 CDI 4matic	150	04.09	08.14							
	C 250 CGI	150	04.09	08.14							
	C 280	170	09.07	08.14							
	C 300	170	08.07	08.14							
	C 320 CDI	165	09.07	08.14							
	C 320 CDI 4-matic	165	09.07	08.14							
	C 350	200	09.07	08.14							
	C 350 CDI	195	06.11	08.14							
	C 350 CDI 4-matic	170	10.09	08.14							
	C 350 CDI BlueEff.	170	04.09	08.14							
	C 350 CGI	225	06.11	08.14							
	C 63 AMG		09.07	08.14							
		C 180 CDI BE	88	01.11		08.14				03.0137-4005.2	654005
C 180 CGI		115	04.09	08.14							
C 180 Kompressor		115	01.08	08.14							
C 180 Kompressor		115	09.07	08.14							
C 200 CDI		100	08.10	08.14							
C 200 CDI		100	09.07	08.14							
C 200 CGI		135	04.09	08.14							
C 200 Kompressor		135	09.07	08.14							
C 220 CDI		120	01.07	08.14							
C 220 CDI		125	09.07	08.14							
C 220 CDI		125	12.08	08.14							
C 220 CDI 4-matic		125	02.13	08.14							
C 230		150	09.07	08.14							
C 250 CDI		150	04.09	08.14							
C 250 CDI 4matic		150	04.09	08.14							
C 250 CGI		150	04.09	08.14							
C 280		170	09.07	08.14							
C 300		170	08.07	08.14							
C 320 CDI		165	09.07	08.14							
C 320 CDI 4-matic		165	09.07	08.14							
C 350		200	09.07	08.14							
C 350 CDI		195	06.11	08.14							
C 350 CDI 4-matic		170	10.09	08.14							
C 350 CDI BlueEff.		170	04.09	08.14							
C 350 CGI		225	06.11	08.14							
C 63 AMG			09.07	08.14							
MERCEDES BENZ C-Klasse (C204) Coupe (11-)											
	C 180	115	01.13		- Sportpaket / - Sportpaket AMG ²⁾	13.0460-2733.2	602733	2	24306 20,3 /WE/Zub/S LUC 24306 20,3 /WE/Zub/S LUC Warnkontakt L=97,5mm		
	C 180 CGI	115	06.11		- Sportpaket / - Sportpaket AMG ²⁾	13.0470-2733.2	LD2733				
						24.8190-0410.2	620410				
	C 180	115	01.13		+ Sportpaket / + Sportpaket AMG ¹⁾	13.0460-2732.2	602732				
	C 180 CGI	115	06.11		+ Sportpaket / + Sportpaket AMG ¹⁾	13.0470-2732.2	LD2732				
	C 200 CGI	135	06.11		- Sport Edition [P84]	24.8190-0410.2	620410				
	C 220 CDI	125	06.11								
	C 250 CDI	150	06.11		- Sport Edition [P84]						
	C 250 CGI	150	06.11		- Sport Edition [P84]						
	C 200 CGI	135	06.11		+ Sport Edition [P84]	13.0460-2734.2	602734				
	C 250 CDI	150	06.11		+ Sport Edition [P84]	13.0470-2734.2	LD2734				
	C 250 CGI	150	06.11		+ Sport Edition [P84]	24.8190-0410.2	620410				
	C 350	225	06.11								
	C 63 AMG	336	06.11			13.0460-4839.2	604839				
	C 63 AMG	373	11.12			24.8190-0420.2	620420				
										2	- AMG-Performance Package

¹⁾ + sports package/+ sports package AMG / + pacchetto sportivo/+ pacchetto sport.AMG / + version sport/+ version sport AMG / + kit deportivo/+ kit deportivo AMG

²⁾ - sport package/- sport package AMG / - pacchetto sportivo/- pacchetto sport.AMG / - version sport/- version sport AMG / - kit deportivo/- kit deportivo AMG



MERCEDES BENZ C-Klasse (C204) Coupe (11-)

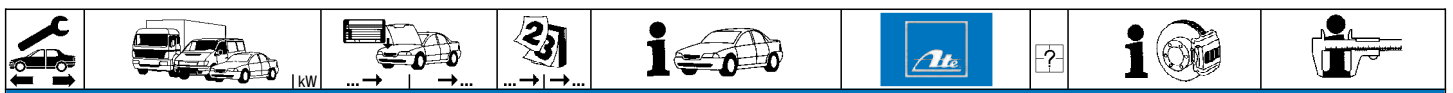
	C 180	115	01.13	- Sportpaket / - Sportpaket AMG ¹⁾	24.0125-0179.1	425179		288 25,0 22,4 V L +S +B
	C 180 CGI	115	06.11	- Sportpaket / - Sportpaket AMG ¹⁾				
	C 180	115	01.13	+ Sportpaket / + Sportpaket AMG ²⁾	24.0128-0100.1	428100		295 28,0 26,0 V L +S +B
	C 180 CGI	115	06.11	+ Sportpaket / + Sportpaket AMG ²⁾				
	C 200 CGI	135	06.11	+ Sportpaket / + Sportpaket AMG ²⁾				
	C 220 CDI	125	06.11	+ Sportpaket / + Sportpaket AMG ²⁾				
	C 250 CDI	150	06.11	+ Sportpaket / + Sportpaket AMG ²⁾				
	C 250 CGI	150	06.11	+ Sportpaket / + Sportpaket AMG ²⁾				
	C 200 CGI	135	06.11	- Sportpaket / - Sportpaket AMG ¹⁾	24.0128-0155.1	428155		295 28,0 25,4 V L +S +B
	C 220 CDI	125	06.11	- Sportpaket / - Sportpaket AMG ¹⁾				
C 250 CDI	150	06.11	- Sportpaket / - Sportpaket AMG ¹⁾					
C 250 CGI	150	06.11	- Sportpaket / - Sportpaket AMG ¹⁾					
C 350	225	06.11	- Sportpaket / - Sportpaket AMG ¹⁾	24.0132-0101.1	432101		322 32,0 29,4 V L +S +B	
				24.0332-0101.1	532101		322 32,0 29,4 V L +S +B PD	
C 350	225	06.11	+ Sportpaket / + Sportpaket AMG ²⁾	24.0132-0100.1	432100		322 32,0 30,0 V L +S +B	
C 63 AMG	336	06.11		24.0136-0108.1	436108		- AMG-Performance Package 360 36,0 34,0 V L +S +B	
C 63 AMG	373	11.12						
	C 180	115	01.13		24.0711-6390.3	360406	2	Radsensor L=618
	C 180 CGI	115	06.11					
	C 200 CGI	135	06.11					
	C 220 CDI	125	06.11					
	C 250 CDI	150	06.11					
	C 250 CGI	150	06.11					
	C 350	225	06.11					
	C 180	115	01.13		13.0460-7244.2	607244		24253 17,8 +/WE ATE
	C 180 CGI	115	06.11		13.0470-7244.2	LD7244		24253 17,8 +/WE ATE
	C 200 CGI	135	06.11		24.8190-0410.2	620410	2	Warnkontakt L=97,5mm
C 220 CDI	125	06.11						
C 250 CDI	150	06.11						
C 250 CGI	150	06.11						
C 350	225	06.11						
C 63 AMG	336	06.11		24.8190-0410.2	620410	2	Warnkontakt L=97,5mm	
C 63 AMG	373	11.12						
C 63 AMG Black Series	380	01.12		24.8190-0420.2	620420	2	Warnkontakt L=119mm	
	C 180	115	01.13	- Sportpaket / - Sportpaket AMG ¹⁾	24.0109-0154.1	409154		278 9,0 7,3 +S +B
	C 180 CGI	115	06.11	- Sportpaket / - Sportpaket AMG ¹⁾				
	C 180	115	01.13	+ Sportpaket / + Sportpaket AMG ²⁾	24.0110-0328.1	410328		300 10,0 8,3 +S +B
	C 180 CGI	115	06.11	+ Sportpaket / + Sportpaket AMG ²⁾	24.0310-0328.1	510328		300 10,0 8,3 +S +B PD
	C 200 CGI	135	06.11					
	C 220 CDI	125	06.11					
	C 250 CGI	150	06.11					
	C 250 CDI	150	06.11		24.0120-0208.1	420208		300 22,0 19,4 V L +S +B
	C 350	225	06.11					
	C 180	115	01.13		24.0711-6191.3	360247	2	Radsensor L=945
	C 180 CGI	115	06.11					
	C 200 CGI	135	06.11					
	C 220 CDI	125	06.11					
	C 250 CDI	150	06.11					
	C 250 CGI	150	06.11					
	C 350	225	06.11					
	C 63 AMG	336	06.11					
	C 63 AMG	373	11.12					
	C 180	115	01.13		03.0137-4005.2	654005		164 x 25 /Zub
	C 180 CGI	115	06.11					
	C 200 CGI	135	06.11					
	C 220 CDI	125	06.11					
	C 250 CDI	150	06.11					
	C 250 CGI	150	06.11					
	C 350	225	06.11					
	C 63 AMG	336	06.11					
	C 63 AMG	373	11.12					
	C 63 AMG Black Series	380	01.10		03.0137-4007.2	654007		180 x 25 /Zub

MERCEDES BENZ C-Klasse (W205) Limousine (14-)

	C 160	95	04.15	- Sportpaket AMG ³⁾	24.8190-0067.2	620067	1	Warnkontakt L=92,5mm
	C 180	115	02.14	- Sportpaket AMG ³⁾				
	C 180 BlueTec	85	05.14	- Sportpaket AMG ³⁾				
	C 200	135	02.14	- Sportpaket AMG ³⁾				
	C 200 4-matic	135	04.15	- Sportpaket AMG ³⁾				
	C 200 BlueTec	100	05.14	- Sportpaket AMG ³⁾				
	C 220 BlueTec	125	02.14	- Sportpaket AMG ³⁾				
	C 220 BlueTec 4-matic	125	04.15	- Sportpaket AMG ³⁾				
	C 160	95	04.15	+ Sportpaket AMG ⁴⁾	24.8190-0067.2	620067	1	Warnkontakt L=92,5mm
	C 180	115	02.14	+ Sportpaket AMG ⁴⁾				
C 180 BlueTec	85	05.14	+ Sportpaket AMG ⁴⁾					
C 200	135	02.14	+ Sportpaket AMG ⁴⁾					
C 200 4-matic	135	04.15	+ Sportpaket AMG ⁴⁾					
C 200 BlueTec	100	05.14	+ Sportpaket AMG ⁴⁾					
C 220 BlueTec	125	02.14	+ Sportpaket AMG ⁴⁾					
C 220 BlueTec 4-matic	125	04.15	+ Sportpaket AMG ⁴⁾					
C 250 BlueTec	150	02.14	- Sportpaket AMG ³⁾					
C 250 CGI	155	03.14	- Sportpaket AMG ³⁾					
C 300 BlueTec Hybrid	150	05.14	- Sportpaket AMG ³⁾					
C 250 BlueTec 4-matic	150	05.14	- Sportpaket AMG ³⁾	24.8190-0067.2	620067	1	Warnkontakt L=92,5mm	

¹⁾ - sport package/- sport package AMG / - pacchetto sportivo/- pacchetto sport.AMG / - version sport/- version sport AMG / - kit deportivo/- kit deportivo AMG
²⁾ + sports package/+ sports package AMG / + pacchetto sportivo/+ pacchetto sport.AMG / + version sport/+ version sport AMG / + kit deportivo/+ kit deportivo AMG
³⁾ - sport package AMG / - pacchetto sportivo AMG / - version sport AMG / - kit deportivo AMG
⁴⁾ + sports package AMG / + pacchetto sportivo AMG / + version sport AMG / + kit deportivo AMG





MERCEDES BENZ C-Klasse (W205) Limousine (14-)

	C 250 BlueTec	150	02.14	+ Sportpaket AMG ¹⁾	24.8190-0067.2	620067	1		Warnkontakt L=92,5mm
	C 250 BlueTec 4-matic	150	02.14	+ Sportpaket AMG ¹⁾					
	C 250 CGI	155	03.14	+ Sportpaket AMG ¹⁾					
	C 300 BlueTec Hybrid	150	05.14	+ Sportpaket AMG ¹⁾					
	C 350 e Hybrid		02.15						
	C 400 4-matic	245	10.14						
	C 450 AMG 4-matic	270	04.15	+ Sportpaket AMG ¹⁾					
	C 450 AMG 4-matic	270	04.15	- Sportpaket AMG ²⁾	24.8190-0067.2	620067	1		Warnkontakt L=92,5mm
	C 160	95	04.15		24.8190-0067.2	620067	1		Warnkontakt L=92,5mm
	C 180	115	02.14						
	C 180 BlueTec	85	05.14						
	C 200	135	02.14						
	C 200 4-matic	135	04.15						
	C 200 BlueTec	100	05.14						
	C 220 BlueTec	125	02.14						
	C 220 BlueTec 4-matic	125	04.15						
	C 250 BlueTec	150	02.14						
	C 250 BlueTec 4-matic	150	02.14						
	C 250 CGI	155	03.14						
	C 300 BlueTec Hybrid	150	05.14						
	C 350 e Hybrid		02.15						
	C 400 4-matic	245	10.14						
	C 450 AMG 4-matic	270	04.15	+ Sportpaket AMG ¹⁾					
	C 450 AMG 4-matic	270	04.15	- Sportpaket AMG ²⁾	24.8190-0067.2	620067	1		Warnkontakt L=92,5mm
	C 63 AMG	350	10.14		24.8190-0410.2	620410	1		Warnkontakt L=97,5mm
	C 63 S AMG	375	10.14						

MERCEDES BENZ C-Klasse (S205) Kombi (14-)






















	C 160	95	04.15	- Sportpaket AMG ²⁾	24.8190-0067.2	620067	1		Warnkontakt L=92,5mm
	C 180	115	09.14	- Sportpaket AMG ²⁾					
	C 180 BlueTec	85	09.14	- Sportpaket AMG ²⁾					
	C 200	135	09.14	- Sportpaket AMG ²⁾					
	C 200 4-matic	135	04.15	- Sportpaket AMG ²⁾					
	C 200 BlueTec	100	09.14	- Sportpaket AMG ²⁾					
	C 220 BlueTec	125	09.14	- Sportpaket AMG ²⁾					
	C 220 d 4-matic	125	04.15	- Sportpaket AMG ²⁾					
	C 250 BlueTec	150	09.14	- Sportpaket AMG ²⁾					
	C 250 CGI	155	09.14	- Sportpaket AMG ²⁾					
	C 300 BlueTec Hybrid	150	10.14	- Sportpaket AMG ²⁾					
	C 400 4-matic	245	10.14	- Sportpaket AMG ²⁾					
	C 250 BlueTec	150	09.14	+ Sportpaket AMG ¹⁾	24.8190-0067.2	620067	1		Warnkontakt L=92,5mm
	C 250 BlueTec 4-matic	150	10.14	+ Sportpaket AMG ¹⁾					
	C 250 CGI	155	09.14	+ Sportpaket AMG ¹⁾					
	C 300	180	09.15	+ Sportpaket AMG ¹⁾					
	C 300 BlueTec Hybrid	150	10.14	+ Sportpaket AMG ¹⁾					
	C 350 e Hybrid		02.15						
	C 400 4-matic	245	10.14	+ Sportpaket AMG ¹⁾					
	C 250 BlueTec 4-matic	150	10.14	- Sportpaket AMG ²⁾	24.8190-0067.2	620067	1		Warnkontakt L=92,5mm
	C 300	180	09.15	- Sportpaket AMG ²⁾					
	C 450 AMG 4-matic	270	04.15	- Sportpaket AMG ²⁾	24.8190-0067.2	620067	1		Warnkontakt L=92,5mm
	C 160	95	04.15		24.8190-0067.2	620067	1		Warnkontakt L=92,5mm
	C 180	115	09.14						
	C 180 BlueTec	85	09.14						
	C 200	135	09.14						
	C 200 4-matic	135	04.15						
	C 200 BlueTec	100	09.14						
	C 220 BlueTec	125	09.14						
	C 220 d 4-matic	125	04.15						
	C 250 BlueTec	150	09.14						
	C 250 BlueTec 4-matic	150	10.14						
	C 250 CGI	155	09.14						
	C 300	180	09.15						
	C 300 BlueTec Hybrid	150	10.14						
	C 350 e Hybrid		02.15						
	C 400 4-matic	245	10.14						
	C 450 AMG 4-matic	270	04.15	+ Sportpaket AMG ¹⁾					
	C 450 AMG 4-matic	270	04.15	- Sportpaket AMG ²⁾	24.8190-0067.2	620067	1		Warnkontakt L=92,5mm

















MERCEDES BENZ CL-Klasse (C140) Coupe (96-99)

	CL 420		06.96	02.99	13.0460-9033.2	609033			21303 18,9 / WE	ATE
	CL 500		06.96	02.99	13.0460-0263.2	610263			Belagsatz-Zubehör	
	CL 600		06.96	02.99	24.8190-0401.2	620401	4		Warnkontakt L=95mm	
	CL 420		06.96	02.99	24.0130-0100.1	430100			320 30,0 27,4 V L +B	
	CL 500		06.96	02.99						
	CL 600		06.96	02.99						

¹⁾ + sports package AMG / + pacchetto sportivo AMG / + version sport AMG / + kit deportivo AMG

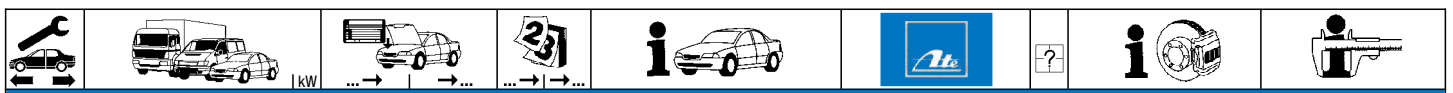
²⁾ - sport package AMG / - pacchetto sportivo AMG / - version sport AMG / - kit deportivo AMG

									
MERCEDES BENZ CL-Klasse (C140) Coupe (96-99)									
	CL 420		06.96	02.99	13.0460-4047.2	604047		21305 15,7 /WE	ATE
	CL 500		06.96	02.99	13.0470-4047.2	LD4047		21305 15,7 /WE	ATE
	CL 600		06.96	02.99	13.0460-0236.2	610236		Belagsatz-Zubehör	ATE
					24.8190-0401.2	620401	4	+ ASR	
	CL 420		06.96	02.99	24.0122-0133.1	422133		300 22,0 19,4 V L	
	CL 500		06.96	02.99					
	CL 600		06.96	02.99					
	CL 420		06.96	02.99	03.0137-0244.2	650244		164 x 25 /Zub	
	CL 500		06.96	02.99					
	CL 600		06.96	02.99					
MERCEDES BENZ CL-Klasse (C215) Coupe (99-06)									
	CL 500		03.99	08.06	13.0460-4984.2	604984		23271 17,4 +/WE(1,8)	BRE
	CL 55 AMG		10.99	08.06	13.0460-0269.2	610269		Belagsatz-Zubehör	
	CL 600		03.99	08.06	24.8190-0410.2	620410	2	Warnkontakt L=97,5mm	
	CL 55 Kompressor AMG		06.02	08.06	13.0460-4997.2	604997		23944 17,5 +/WE	BRE
	CL 65 AMG		09.03	08.06	24.8190-0410.2	620410	2	Warnkontakt L=97,5mm	
	CL 500		03.99	08.06	24.0132-0115.1	432115		330 32,0 30,0 V L +B	
					13.8190-0330.1	990134	4	Halterschraube	
	CL 55 AMG		10.99	08.06	24.0132-0125.1	432125		345 32,0 30,0 V L +B	
	CL 600		03.99	08.06	13.8190-0330.1	990134	4	Halterschraube	
	CL 55 Kompressor AMG		06.02	08.06	24.0136-0105.1	436105		360 36,0 34,0 V L +B	
	CL 500		03.99	08.06	13.0460-4069.2	604069		23078 15,9 /WE	ATE
	CL 55 AMG		10.99	08.06	24.8190-0410.2	620410	1	Warnkontakt L=97,5mm	
	CL 600		03.99	08.06					
	CL 55 Kompressor AMG		06.02	08.06	13.0460-4998.2	604998		23478 16,5 /WE	BRE
	CL 65 AMG		09.03	08.06	24.8190-0410.2	620410	1	Warnkontakt L=97,5mm	BRE
	CL 500		03.99	08.06	24.0122-0192.1	422192		300 22,0 19,4 V L +B	
	CL 55 AMG		10.99	08.06	24.0122-0213.1	422213		315 22,0 19,4 V L +B	
	CL 55 Kompressor AMG		06.02	08.06	24.0126-0137.1	426137		330 26,0 24,0 V L +B	
	CL 500		03.99	08.06	03.0137-4016.2	654016		180 x 25 /Zub	
	CL 55 AMG		10.99	08.06	03.0137-9297.2	669297		Bremsbacken-Zubehör	
	CL 55 Kompressor AMG		06.02	08.06					
	CL 600		03.99	08.06					
MERCEDES BENZ CL-Klasse (C216) Coupe (06-14)									
	CL 500	285	07.06	03.14	13.0460-4817.2	604817		23960 18,3 /WE	BRE
	CL 500 4-matic	285	03.08	03.14	24.8190-0420.2	620420	1	Warnkontakt L=119mm	
	CL 500	320	02.11	03.14	24.8190-0410.2	620410	1	Warnkontakt L=97,5mm	
	CL 500 4-matic	320	02.11	03.14					
	CL 500 BlueEfficiency		10.10	03.14					
	CL 600	380	07.06	03.14	13.0460-4839.2	604839		24455 16,8 /WE	BRE
	CL 63 AMG	386	01.07	03.14	24.8190-0420.2	620420	1	Warnkontakt L=119mm	
	CL 63 AMG	400	02.11	03.14					
	CL 63 AMG	420	01.10	03.14					
	CL 65 AMG	450	01.07	03.14					
	CL 65 AMG	463	02.11	03.14					
	CL 500	285	07.06	03.14	24.0132-0138.1	432138		350 32,0 30,0 V L +S +B	
	CL 500 4-matic	285	03.08	03.14					
	CL 500	320	02.11	03.14	24.0136-0102.1	436102		360 36,0 34,0 V L +B	
	CL 500 4-matic	320	02.11	03.14					
	CL 500 BlueEfficiency		10.10	03.14					
	CL 600	380	07.06	03.14	24.0136-0108.1	436108		360 36,0 34,0 V L +S +B	
	CL 500	285	07.06	03.14	24.0711-6348.3	360334	2	Radsensor L=1002	
	CL 500	320	02.11	03.14					
	CL 600	380	07.06	03.14					
	CL 63 AMG	386	01.07	03.14					
	CL 63 AMG	400	02.11	03.14					
	CL 63 AMG	420	01.10	03.14					
	CL 65 AMG	450	01.07	03.14					
	CL 65 AMG	463	02.11	03.14					
	CL 500 4-matic	285	A 024306	03.08	24.0711-5193.3	360238	2	Radsensor L=778	
	CL 500 4-matic	320	A 024306	02.11					
	CL 500 BlueEfficiency		A 024306	10.10					
	CL 500 4-matic	285	A 024307	03.14	24.0711-5463.3	360385	2	Radsensor L=798	
	CL 500 4-matic	320	A 024307	03.14					
	CL 500 BlueEfficiency		A 024307	03.14					
	CL 500	285	07.06	03.14	13.0460-7171.2	607171		23334 16,7 +/WE	ATE
	CL 500 4-matic	285	03.08	03.14	13.0470-7171.2	LD7171		23334 16,7 +/WE	ATE
					24.8190-0410.2	620410	1	Warnkontakt L=97,5mm	
	CL 500	320	02.11	03.14	24.8190-0410.2	620410	1	Warnkontakt L=97,5mm	
	CL 500 4-matic	320	02.11	03.14					
	CL 500 BlueEfficiency		10.10	03.14					
	CL 600	380	07.06	03.14	13.0460-4998.2	604998		23478 16,5 /WE	BRE
	CL 63 AMG	386	01.07	03.14	24.8190-0410.2	620410	1	Warnkontakt L=97,5mm	
	CL 63 AMG	400	02.11	03.14					
	CL 63 AMG	420	01.10	03.14					
	CL 65 AMG	450	01.07	03.14					
	CL 65 AMG	463	02.11	03.14					

									
MERCEDES BENZ CL-Klasse (C216) Coupe (06-14)									
	CL 500	285		07.06	03.14	24.0124-0212.1	424212		320 24,0 21,4 V L +S +B
	CL 500	320		02.11	03.14				
	CL 500 4-matic	285		03.08	03.14				
	CL 500 4-matic	320		02.11	03.14				
	CL 500 BlueEfficiency			10.10	03.14				
CL 600	380		07.06	03.14	24.0126-0149.1	426149		330 26,0 23,4 V L +S +B	
	CL 500	285	A 024306	07.06		24.0711-6349.3	360333	2	Radsensor L=675
	CL 500	320	A 024306	02.11					
	CL 500 4-matic	285	A 024306	03.08					
	CL 500 4-matic	320	A 024306	02.11					
	CL 500 BlueEfficiency		A 024306	10.10					
	CL 600	380	A 024306	07.06					
	CL 63 AMG	386	A 024306	01.07					
	CL 63 AMG	400	A 024306	02.11					
	CL 63 AMG	420	A 024306	01.10					
	CL 65 AMG	450	A 024306	01.07					
	CL 65 AMG	463	A 024306	02.11					
		CL 500	285	A 024307		03.14	24.0711-6331.3	360364	2
CL 500		320	A 024307		03.14				
CL 500 4-matic		285	A 024307		03.14				
CL 500 4-matic		320	A 024307		03.14				
CL 500 BlueEfficiency			A 024307		03.14				
CL 600		380	A 024307		03.14				
CL 63 AMG		386	A 024307		03.14				
CL 63 AMG		400	A 024307		03.14				
CL 63 AMG		420	A 024307		03.14				
CL 65 AMG		450	A 024307		03.14				
CL 65 AMG		463	A 024307		03.14				
		CL 500	285		07.06	03.14	03.0137-4006.2	654006	
	CL 500	320		02.11	03.14				
	CL 500 4-matic	285		03.08	03.14				
	CL 500 4-matic	320		02.11	03.14				
	CL 500 BlueEfficiency			10.10	03.14				
	CL 600	380		07.06	03.14				
	CL 63 AMG	386		01.07	03.14				
	CL 63 AMG	400		02.11	03.14				
	CL 63 AMG	420		01.10	03.14				
	CL 65 AMG	450		01.07	03.14				
	CL 65 AMG	463		02.11	03.14				
	MERCEDES BENZ CLA-Klasse (C117) Coupe (13-)								
	CLA 180	90		01.13		13.0460-2779.2	602779		24869 19,3 +WE/S LUC
	CLA 180 BE	90		01.13		13.0470-2779.2	LD2779		24869 19,3 +WE/S LUC
	CLA 180 CDI	80		10.13		24.8190-0067.2	620067	1	Warnkontakt L=92,5mm
	CLA 200	115		01.13					
	CLA 200 CDI	100		06.13					
	CLA 200 CDI	100		07.14					
	CLA 200 CDI 4-matic	100		07.14					
	CLA 220 CDI	125		01.13					
	CLA 220 CDI	130		09.14					
	CLA 220 CDI 4-matic	125		07.14					
	CLA 220 CDI 4-matic	130		09.14					
	CLA 250	155		01.13					
	CLA 250	160		07.15					
	CLA 250 4-Matic	155		07.13					
	CLA 250 4-matic	160		07.15					
CLA 45 AMG 4-Matic			07.13		24.8190-0067.2	620067	1	Warnkontakt L=92,5mm	
	CLA 180	90		01.13		24.0128-0276.1	428276		- Sportpaket / - Sportpaket AMG ¹⁾ 295 28,0 25,4 V L +S +B
	CLA 180 BE	90		01.13		24.0128-0262.1	428262		+ Sportpaket / + Sportpaket AMG ²⁾ 295 28,0 26,0 V L +S +B
	CLA 180 CDI	80		10.13					
	CLA 200	115		01.13					
	CLA 200 CDI	100		06.13					
	CLA 200 CDI	100		07.14					
	CLA 200 CDI 4-matic	100		07.14					
	CLA 250	155		01.13		24.0130-0237.1	430237		- Sportpaket / - Sportpaket AMG ¹⁾ 320 30,0 28,0 V L +S +B
	CLA 250	160		07.15		24.0130-0238.1	430238		+ Sportpaket / + Sportpaket AMG ²⁾ 320 30,0 28,0 V L +S +B
	CLA 250 4-Matic	155		07.13					
	CLA 250 4-matic	160		07.15					
	CLA 220 CDI	125		01.13		24.0128-0275.1	428275		295 28,0 25,4 V L +S +B
CLA 220 CDI	130		09.14						
CLA 220 CDI 4-matic	125		07.14		24.0128-0275.1	428275		- Sportpaket / - Sportpaket AMG ¹⁾ 295 28,0 25,4 V L +S +B	
CLA 220 CDI 4-matic	130		09.14		24.0130-0238.1	430238		+ Sportpaket / + Sportpaket AMG ²⁾ 320 30,0 28,0 V L +S +B	
	CLA 180	90		01.13		24.0711-5388.3	360380	2	Radsensor L=910
	CLA 180 BE	90		01.13					
	CLA 180 CDI	80		10.13					
	CLA 200	115		01.13					
	CLA 200 CDI	100		06.13					
	CLA 200 CDI	100		07.14					
	CLA 200 CDI 4-matic	100		07.14					
	CLA 220 CDI	125		01.13					
	CLA 220 CDI	130		09.14					
	CLA 220 CDI 4-matic	125		07.14					
	CLA 220 CDI 4-matic	130		09.14					
	CLA 250	155		01.13					
	CLA 250	160		07.15					
	CLA 250 4-Matic	155		07.13					

¹⁾ - sport package/- sport package AMG / - pacchetto sportivo/- pacchetto sport.AMG / - version sport/- version sport AMG / - kit deportivo/- kit deportivo AMG
²⁾ + sports package/+ sports package AMG / + pacchetto sportivo/+ pacchetto sport.AMG / + version sport/+ version sport AMG / + kit deportivo/+ kit deportivo AMG





MERCEDES BENZ CLA-Klasse (C117) Coupe (13-)

	CLA 250 4-matic CLA 45 AMG 4-Matic	160		07.15 07.13		24.0711-5388.3	360380	2		Radsensor L=910
	CLA 180 CLA 180 BE CLA 180 CDI CLA 200 CLA 200 CDI CLA 200 CDI CLA 200 CDI 4-matic CLA 220 CDI CLA 220 CDI CLA 220 CDI 4-matic CLA 220 CDI 4-matic CLA 250 CLA 250	90 90 80 115 100 100 100 125 130 125 130 155 160		01.13 01.13 10.13 01.13 06.13 07.14 07.14 01.13 09.14 07.14 09.14 01.13 07.15		13.0460-2786.2 13.0470-2786.2	602786 LD2786		elektrische Feststellbremse ¹⁾ elektrische Feststellbremse ¹⁾	24848 18,3 /WE/Zub/S LUC 24848 18,3 /WE/Zub/S LUC
	CLA 180 CLA 180 BE CLA 180 CDI CLA 200 CLA 200 CDI CLA 200 CDI CLA 220 CDI CLA 220 CDI CLA 250 CLA 250 CLA 250 4-Matic CLA 250 4-matic	90 90 80 115 100 100 125 130 155 160 155 160		01.13 01.13 10.13 01.13 06.13 07.14 01.13 09.14 01.13 07.15 07.13 07.15	- Sport Edition [P84]	24.0110-0382.1	410382			295 10,0 8,3 +S +B
	CLA 180 CLA 180 BE CLA 180 CDI CLA 200 CLA 200 CDI CLA 220 CDI CLA 250 CLA 250 4-Matic CLA 45 AMG 4-Matic	90 90 80 115 100 125 155 155	N 071184 N 071184 N 071184 N 071184 N 071184 N 071184 N 071184 N 071184	01.13 01.13 10.13 01.13 06.13 01.13 01.13 07.13		24.0711-5527.3	360405	2		Radsensor L=1045
	CLA 180 CLA 180 BE CLA 180 CDI CLA 200 CLA 200 CDI CLA 200 CDI 4-matic CLA 220 CDI CLA 220 CDI CLA 220 CDI 4-matic CLA 220 CDI 4-matic CLA 250 CLA 250 CLA 250 4-Matic CLA 250 4-matic CLA 45 AMG 4-Matic	90 90 80 115 100 100 125 130 125 130 155 160 155 160	N 071185 N 071185 N 071185 N 071185 N 071185 N 071185 N 071185 N 071185 N 071185 N 071185 N 071185 N 071185 N 071185 N 071185	07.14 07.14 09.14 07.14 09.14 07.15 07.15		24.0711-5527.3	360405	2		Radsensor L=1045


















MERCEDES BENZ CLA-Klasse (X117) Shooting Brake (15-)

	CLA 180 CLA 180 d CLA 200 CLA 200 CDI CLA 200 CDI 4-matic CLA 220 CDI CLA 220 CDI 4-matic CLA 220 d CLA 220 d 4-matic CLA 250 CLA 250 4-matic CLA 250 4-matic	90 80 115 100 100 130 130 120 120 155 155 160		01.15 07.15 01.15 01.15 01.15 01.15 01.15 01.15 09.15 01.15 01.15 07.15		13.0460-2779.2 13.0470-2779.2 24.8190-0067.2	602779 LD2779 620067	1		24869 19,3 +/WE/S LUC 24869 19,3 +/WE/S LUC Warnkontakt L=92,5mm
	CLA 45 AMG 4-matic			01.15		24.8190-0067.2	620067	1		Warnkontakt L=92,5mm
	CLA 180 CLA 180 d CLA 200 CLA 200 CDI CLA 200 CDI 4-matic	90 80 115 100 100		01.15 07.15 01.15 01.15 01.15		24.0128-0276.1 24.0128-0262.1	428276 428262		- Sportpaket AMG ²⁾ + Sportpaket AMG ³⁾	295 28,0 25,4 V L +S +B 295 28,0 26,0 V L +S +B
	CLA 250 CLA 250 4-matic CLA 250 4-matic	155 155 160		01.15 01.15 07.15		24.0130-0237.1 24.0130-0238.1	430237 430238		- Sportpaket AMG ²⁾ + Sportpaket AMG ³⁾	320 30,0 28,0 V L +S +B 320 30,0 28,0 V L +S +B
	CLA 220 CDI CLA 220 CDI 4-matic CLA 220 d CLA 220 d 4-matic	130 130 120 120		01.15 01.15 01.15 09.15		24.0128-0275.1 24.0130-0238.1	428275 430238		- Sportpaket AMG ²⁾ + Sportpaket AMG ³⁾	295 28,0 25,4 V L +S +B 320 30,0 28,0 V L +S +B
	CLA 180 CLA 180 d CLA 200 CLA 200 CDI CLA 200 CDI 4-matic CLA 220 CDI	90 80 115 100 100 130		01.15 07.15 01.15 01.15 01.15 01.15		24.0711-5388.3	360380	2		Radsensor L=910

¹⁾ electric parking brake / fr.di stazionamento elettrico / frein à main électrique / freno de mano eléctrico

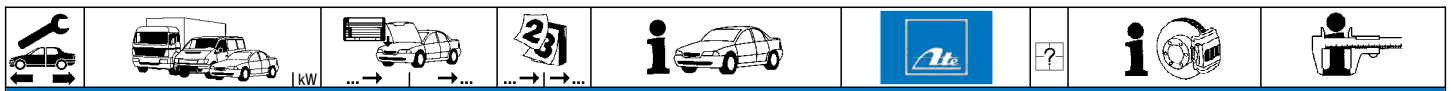
²⁾ - sport package AMG / - pacchetto sportivo AMG / - version sport AMG / - kit deportivo AMG

³⁾ + sports package AMG / + pacchetto sportivo AMG / + version sport AMG / + kit deportivo AMG

								
MERCEDES BENZ CLA-Klasse (X117) Shooting Brake (15-)								
	CLA 220 CDI 4-matic CLA 220 d CLA 220 d 4-matic CLA 250 CLA 250 4-matic CLA 250 4-matic CLA 45 AMG 4-matic	130 120 120 155 155 160	01.15 01.15 09.15 01.15 01.15 07.15 01.15		24.0711-5388.3	360380	2	Radsensor L=910
	CLA 180 CLA 180 d CLA 200 CLA 200 CDI CLA 200 CDI 4-matic CLA 220 CDI CLA 220 CDI 4-matic CLA 220 d CLA 220 d 4-matic CLA 250	90 80 115 100 100 130 130 120 120 155	01.15 07.15 01.15 01.15 01.15 01.15 01.15 01.15 09.15 01.15		13.0460-2786.2 13.0470-2786.2	602786 LD2786		elektrische Feststellbremse 1) elektrische Feststellbremse 1) 24848 18,3 /WE/Zub/S LUC 24848 18,3 /WE/Zub/S LUC
	CLA 180 CLA 180 d CLA 200 CLA 200 CDI CLA 220 CDI CLA 220 d CLA 250 CLA 250 4-matic	90 80 115 100 130 120 155 160	01.15 07.15 01.15 01.15 01.15 01.15 01.15 07.15	- Sportpaket AMG 2)	24.0110-0382.1	410382		elektrische Feststellbremse 1) 295 10,0 8,3 +S +B
	CLA 180 CLA 180 d CLA 200 CLA 200 CDI CLA 200 CDI 4-matic CLA 220 CDI CLA 220 CDI 4-matic CLA 220 d CLA 220 d 4-matic CLA 250 CLA 250 4-matic CLA 250 4-matic CLA 45 AMG 4-matic	90 80 115 100 100 130 130 120 120 155 155 160 01.15	01.15 07.15 01.15 01.15 01.15 01.15 01.15 01.15 09.15 01.15 01.15 07.15 01.15		24.0711-5527.3	360405	2	Radsensor L=1045
MERCEDES BENZ CLK-Klasse (C208) Coupe (97-02)								
	CLK 200 CLK 200 Kompressor CLK 200 Kompressor CLK 230 Kompressor CLK 230 Kompressor	100 120 141 142 145	06.97 06.02 06.00 06.02 06.97 06.02 06.97 06.02 06.00 06.02		13.0460-7086.2 13.0470-7086.2 24.8190-0401.2	607086 LD7086 620401	2	21664 19,8 +/WE ATE 21664 19,8 +/WE ATE Warnkontakt L=95mm
	CLK 320 CLK 430	160 205	06.97 06.02 03.98 06.02 + AUS		13.0460-7087.2 13.0470-7087.2 24.8190-0401.2	607087 LD7087 620401	2	21670 19,4 +/WE ATE 21670 19,4 +/WE ATE Warnkontakt L=95mm
	CLK 430	205	03.98	- AUS	13.0460-4201.2 24.8190-0401.2	604201 620401	2	21153 17,5 /WE ATE Warnkontakt L=95mm
	CLK 430 CLK 55 AMG	205 255	06.02 08.99 06.02	- AUS	13.0460-7183.2 24.8190-0419.2	607183 620419	2	21484 20,5 +/WE ATE Warnkontakt L=74mm
	CLK 200 CLK 200 Kompressor CLK 200 Kompressor CLK 230 Kompressor CLK 230 Kompressor	100 120 141 142 145	06.97 06.02 06.00 06.02 06.97 06.02 06.97 06.02 06.00 06.02		24.0125-0110.1 24.0325-0110.1 13.8190-0330.1	425110 525110 990134	4	288 25,0 22,4 V L +S +B 288 25,0 22,4 V L +S +B PD Halterschraube
	CLK 320 CLK 430	160 205	06.97 06.02 03.98 06.02 + AUS		24.0128-0106.1 24.0328-0106.1 13.8190-0330.1	428106 528106 990134	4	300 28,0 25,4 V L +S +B 300 28,0 25,4 V L +S +B PD Halterschraube
	CLK 430	205	03.98	- AUS	24.0128-0126.1 13.8190-0330.1	428126 990134	4	316 28,0 25,4 V L +B Halterschraube
	CLK 430	205	06.02	- AUS	24.0132-0159.1 13.8190-0330.1	432159 990134	4	330 32,0 29,4 V L +B Halterschraube
	CLK 55 AMG	255	08.99 06.02		13.8190-0330.1	990134	4	Halterschraube
	CLK 200 CLK 200 Kompressor CLK 230 Kompressor CLK 320	100 141 142 160	06.97 06.97 06.97 06.97		24.0751-1141.3 24.0751-1142.3	360196 360197		Radsensor L=503 Radsensor L=503
	CLK 200 CLK 200 Kompressor CLK 200 Kompressor CLK 230 Kompressor CLK 230 Kompressor	100 120 141 142 145	06.02 06.00 06.02 06.02 06.02 06.00 06.02	- ESP	24.0711-6021.3 24.0711-6022.3	360076 360077		Radsensor L=549 Radsensor L=549
	CLK 200 CLK 200 Kompressor CLK 200 Kompressor CLK 230 Kompressor CLK 230 Kompressor	100 120 141 142 145	06.97 06.00 06.97 06.97 06.00		13.0460-3805.2 13.0470-3805.2 13.0460-0215.2	603805 LD3805 610215		21197 15,0 /WE ATE 21197 15,0 /WE ATE Belagsatz-Zubehör ATE
	CLK 200 CLK 200 Kompressor CLK 200 Kompressor CLK 230 Kompressor CLK 230 Kompressor	100 120 141 142 145	06.02 06.02 06.02 06.02 06.02		13.0460-4064.2 13.0470-4064.2 13.0460-0229.2	604064 LD4064 610229		21919 15,3 /Zub ATE 21919 15,3 /Zub ATE Belagsatz-Zubehör ATE

1) electric parking brake / fr.di stazionamento elettrico / frein à main électrique / freno de mano eléctrico

2) - sport package AMG / - pacchetto sportivo AMG / - version sport AMG / - kit deportivo AMG



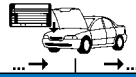





















MERCEDES BENZ CLK-Klasse (C208) Coupe (97-02)

	CLK 320	160	F 196683 / T 098095	06.97		13.0460-4047.2	604047		21305 15,7 /WE	ATE
	CLK 430	205		03.98	06.02	13.0470-4047.2	LD4047		21305 15,7 /WE	ATE
	CLK 55 AMG	255		08.99	06.02	13.0460-0236.2	610236		Belagsatz-Zubehör	ATE
	CLK 320	160	F 196684 / T 098096		06.02	13.0460-4065.2	604065		Warnkontakt L=95mm	
	CLK 200	100		06.97	06.02	24.0109-0114.1	409114		21899 15,3 /WE/Zub	ATE
	CLK 200 Kompressor	120		06.00	06.02	13.0470-4065.2	LD4065		21899 15,3 /WE/Zub	ATE
	CLK 200 Kompressor	141		06.97	06.02	13.0460-0231.2	610231		Belagsatz-Zubehör	ATE
	CLK 230 Kompressor	142		06.97	06.02	24.0109-0114.1	409114		278 9,0 7,3 +S +B	
	CLK 230 Kompressor	145		06.00	06.02	24.0309-0114.1	509114		278 9,0 7,3 +S +B PD	
	CLK 320	160		06.97	06.02					
	CLK 430	205	F 129678	03.98		24.0110-0217.1	410217		290 10,0 8,3 +S +B	
	CLK 430	205	F 129678		06.02	24.0310-0217.1	510217		290 10,0 8,3 +S +B PD	
	CLK 55 AMG	255	F 126679	08.99	06.02	24.0122-0228.1	422228		300 22,0 19,4 V L +B	
	CLK 200	100	F 129678	06.97		24.0751-1143.3	360096		Radsensor L=621	
	CLK 200 Kompressor	141	F 129678	06.97		24.0751-1144.3	360097		Radsensor L=958	
	CLK 230 Kompressor	142	F 129678	06.97						
	CLK 320	160	F 129678	06.97						
	CLK 200	100	F 129679		06.02	24.0711-6035.3	360277		Radsensor L=632	
	CLK 200 Kompressor	141	F 129679		06.02	24.0711-6036.3	360278		Radsensor L=979	
	CLK 230 Kompressor	142	F 129679		06.02					
	CLK 200 Kompressor	120		06.00	06.02	24.0711-6035.3	360277		Radsensor L=632	
	CLK 230 Kompressor	145		06.00	06.02	24.0711-6064.3	360279		Radsensor L=899	
	CLK 200	100		06.97	06.02	03.0137-0170.2	650170		164 x 20 /Zub	
	CLK 200 Kompressor	120		06.00	06.02					
	CLK 200 Kompressor	141		06.97	06.02					
	CLK 230 Kompressor	142		06.97	06.02					
	CLK 230 Kompressor	145		06.00	06.02					
	CLK 320	160		06.97	06.02					
	CLK 430	205		03.98	06.02					
	CLK 55 AMG	255		08.99	06.02					

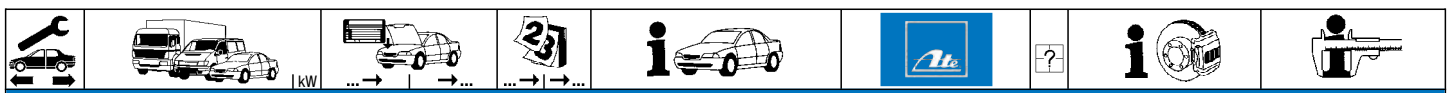
MERCEDES BENZ CLK-Klasse (A208) Cabrio (98-03)

	CLK 200	100		06.98	06.03	13.0460-7086.2	607086		21664 19,8 +/WE	ATE
	CLK 200 Kompressor	120		06.00	06.03	13.0470-7086.2	LD7086		21664 19,8 +/WE	ATE
	CLK 230 Kompressor	142		06.98	06.03	24.8190-0401.2	620401	2	Warnkontakt L=95mm	
	CLK 320	160		06.98	06.03					
	CLK 430	205		06.99	06.03	13.0460-7183.2	607183		21484 20,5 +/WE	ATE
	CLK 55 AMG	255		01.00	06.03	24.8190-0419.2	620419	2	Warnkontakt L=74mm	
	CLK 200	100		06.98	06.03	24.0125-0110.1	425110		288 25,0 22,4 V L +S +B	
	CLK 200 Kompressor	120		06.00	06.03	24.0325-0110.1	525110		288 25,0 22,4 V L +S +B PD	
	CLK 200 Kompressor	141		06.98	06.03	13.8190-0330.1	990134	4	Halterschraube	
	CLK 230 Kompressor	142		06.98	06.03	24.0128-0106.1	428106		300 28,0 25,4 V L +S +B	
	CLK 230 Kompressor	145		06.98	06.03	24.0328-0106.1	528106		300 28,0 25,4 V L +S +B PD	
	CLK 320	160		06.00	06.03	13.8190-0330.1	990134	4	Halterschraube	
	CLK 430	205		06.99	06.03	24.0132-0159.1	432159		330 32,0 29,4 V L +B	
	CLK 55 AMG	255		01.00	06.03	13.8190-0330.1	990134	4	Halterschraube	
	CLK 200	100	T 028295	06.98		24.0751-1141.3	360196		Radsensor L=503	
	CLK 200 Kompressor	141	T 028295	06.98		24.0751-1142.3	360197		Radsensor L=503	
	CLK 230 Kompressor	142	T 028295	06.98						
	CLK 320	160	T 028295	06.98						
	CLK 200	100	T 028296		06.03	24.0711-6021.3	360076		Radsensor L=549	
	CLK 200 Kompressor	120		06.00	06.03	24.0711-6022.3	360077		Radsensor L=549	
	CLK 200 Kompressor	141	T 028296		06.03					
	CLK 230 Kompressor	142	T 028296		06.03					
	CLK 230 Kompressor	145		06.00	06.03					
	CLK 200	100		06.98	06.03	13.0460-4064.2	604064		21919 15,3 /Zub	ATE
	CLK 200 Kompressor	120	F 196683 / T 098095	06.00		13.0470-4064.2	LD4064		21919 15,3 /Zub	ATE
	CLK 200 Kompressor	141	F 196683 / T 098095	06.98		13.0460-0229.2	610229		Belagsatz-Zubehör	ATE
	CLK 230 Kompressor	142	F 196683 / T 098095	06.98		13.0460-4047.2	604047		21305 15,7 /WE	ATE
	CLK 230 Kompressor	145	F 196683 / T 098095	06.00		13.0470-4047.2	LD4047		21305 15,7 /WE	ATE
	CLK 320	160	F 196683 / T 098095	06.98		13.0460-0236.2	610236		Belagsatz-Zubehör	ATE
	CLK 430	205	F 196683 / T 098095	06.99		24.8190-0401.2	620401	1	Warnkontakt L=95mm	
	CLK 55 AMG	255	F 196683 / T 098095	01.00						
	CLK 200 Kompressor	120	F 196684 / T 098096		06.03	13.0460-4065.2	604065		21899 15,3 /WE/Zub	ATE
	CLK 200 Kompressor	141	F 196684 / T 098096		06.03	13.0470-4065.2	LD4065		21899 15,3 /WE/Zub	ATE
	CLK 230 Kompressor	142	F 196684 / T 098096		06.03	24.8190-0401.2	620401	1	Warnkontakt L=95mm	
	CLK 230 Kompressor	145	F 196684 / T 098096		06.03					
	CLK 320	160	F 196684 / T 098096		06.03					
	CLK 430	205	F 196684 / T 098096		06.03					

								
MERCEDES BENZ CLK-Klasse (A208) Cabrio (98-03)								
	CLK 200	100		06.98	06.03	24.0109-0114.1	409114	278 9,0 7,3 +S +B
	CLK 200 Kompressor	120		06.00	06.03	24.0309-0114.1	509114	278 9,0 7,3 +S +B PD
	CLK 200 Kompressor	141		06.98	06.03	24.0110-0217.1	410217	290 10,0 8,3 +S +B
	CLK 230 Kompressor	142		06.98	06.03	24.0310-0217.1	510217	290 10,0 8,3 +S +B PD
	CLK 230 Kompressor	145		06.00	06.03			
	CLK 320	160		06.98	06.03			
	CLK 430	205		06.99	06.03	24.0122-0228.1	422228	300 22,0 19,4 V L +B
	CLK 55 AMG	255		01.00	06.03			
	CLK 200	100	T 028295	06.98		24.0751-1143.3	360096	Radsensor L=621
	CLK 200 Kompressor	141	T 028295	06.98		24.0751-1144.3	360097	Radsensor L=958
	CLK 230 Kompressor	142	T 028295	06.98				
	CLK 320	160	T 028295	06.98				
	CLK 200	100	T 028296	06.00	06.03	24.0711-6035.3	360277	Radsensor L=632
	CLK 200 Kompressor	120		06.00	06.03	24.0711-6036.3	360278	Radsensor L=979
	CLK 200 Kompressor	141	T 028296	06.03				
	CLK 230 Kompressor	142	T 028296	06.03				
	CLK 230 Kompressor	145		06.00	06.03			
	CLK 200	100		06.98	06.03	03.0137-0170.2	650170	164 x 20 /Zub
	CLK 200 Kompressor	120		06.00	06.03			
	CLK 200 Kompressor	141		06.98	06.03			
	CLK 230 Kompressor	142		06.98	06.03			
	CLK 230 Kompressor	145		06.00	06.03			
	CLK 320	160		06.98	06.03			
	CLK 430	205		06.99	06.03			
CLK 55 AMG	255		01.00	06.03				
MERCEDES BENZ CLK-Klasse (C209) Coupe (02-09)								
	CLK 200 CGI	125		09.02	04.09	13.0460-4994.2	604994	+ Sportpaket / + Sportpaket AMG 1) 23945 16,5 /WE BRE
	CLK 200 Kompressor	120		09.02	04.09	13.0470-4994.2	LD4994	+ Sportpaket / + Sportpaket AMG 1) 23945 16,5 /WE BRE
	CLK 220 CDI			05.05	04.09	13.0460-2726.2	602726	- Sportpaket / - Sportpaket AMG 2) 23144 19,8 +/WE/Zub/S LUC
						13.0470-2726.2	LD2726	- Sportpaket / - Sportpaket AMG 2) 23144 19,8 +/WE/Zub/S LUC
						24.8190-0410.2	620410	Warnkontakt L=97,5mm
	CLK 240			05.02	04.09	13.0460-2727.2	602727	23144 19,8 +/WE/Zub/S LUC
	CLK 320	160		05.02	04.09	13.0470-2727.2	LD2727	23144 19,8 +/WE/Zub/S LUC
						24.8190-0410.2	620410	Warnkontakt L=97,5mm
	CLK 200 Kompressor	135		10.06	04.09	13.0460-4994.2	604994	+ Sportpaket / + Sportpaket AMG 1) 23945 16,5 /WE BRE
	CLK 270 CDI			10.02	04.09	13.0470-4994.2	LD4994	+ Sportpaket / + Sportpaket AMG 1) 23945 16,5 /WE BRE
	CLK 280	170		05.05	04.09	13.0460-2727.2	602727	- Sportpaket / - Sportpaket AMG 2) 23144 19,8 +/WE/Zub/S LUC
						13.0470-2727.2	LD2727	- Sportpaket / - Sportpaket AMG 2) 23144 19,8 +/WE/Zub/S LUC
						24.8190-0410.2	620410	Warnkontakt L=97,5mm
						13.0460-0275.2	610275	+ Sportpaket / + Sportpaket AMG 1) Belagsatz-Zubehör
	CLK 320 CDI	165		05.05	04.09	13.0460-4994.2	604994	- Sportpaket / - Sportpaket AMG 2) 23945 16,5 /WE BRE
	CLK 350	200		05.05	04.09	13.0470-4994.2	LD4994	- Sportpaket / - Sportpaket AMG 2) 23945 16,5 /WE BRE
						13.0460-4990.2	604990	+ Sportpaket / + Sportpaket AMG 1) 23745 17,4 +/WE(1,8/7,1)BRE
						13.0470-4990.2	LD4990	+ Sportpaket / + Sportpaket AMG 1) 23745 17,4 +/WE(1,8/7,1)BRE
						13.0460-0275.2	610275	Belagsatz-Zubehör
						24.8190-0410.2	620410	Warnkontakt L=97,5mm
	CLK 500	225		05.02	04.09	13.0460-4990.2	604990	23745 17,4 +/WE(1,8/7,1)BRE
	CLK 500	285		06.06	04.09	13.0460-0275.2	610275	Belagsatz-Zubehör
	CLK 55 AMG	270	F 123374	09.02		24.8190-0410.2	620410	Warnkontakt L=97,5mm
	CLK 55 AMG	270	F 123375	04.06	04.09	13.0460-4806.2	604806	23955 16,2 /WE BRE
	CLK 63 AMG			04.06	04.09	24.8190-0420.2	620420	Warnkontakt L=119mm
	CLK 200 CGI	125		09.02	04.09	24.0125-0110.1	425110	- Sportpaket / - Sportpaket AMG 2) 288 25,0 22,4 V L +S +B
	CLK 200 Kompressor	120		09.02	04.09	24.0325-0110.1	525110	- Sportpaket / - Sportpaket AMG 2) 288 25,0 22,4 V L +S +B PD
	CLK 220 CDI			05.05	04.09	24.0128-0177.1	428177	+ Sportpaket / + Sportpaket AMG 1) 330 28,0 26,0 V L +B
	CLK 240			05.02	04.09	24.0128-0106.1	428106	300 28,0 25,4 V L +S +B
	CLK 320	160		05.02	04.09	24.0328-0106.1	528106	300 28,0 25,4 V L +S +B PD
	CLK 200 Kompressor	135		10.06	04.09	24.0128-0106.1	428106	- Sportpaket / - Sportpaket AMG 2) 300 28,0 25,4 V L +S +B
	CLK 270 CDI			10.02	04.09	24.0328-0106.1	528106	- Sportpaket / - Sportpaket AMG 2) 300 28,0 25,4 V L +S +B PD
	CLK 280	170		05.05	04.09	24.0128-0177.1	428177	+ Sportpaket / + Sportpaket AMG 1) 330 28,0 26,0 V L +B
	CLK 320 CDI	165		05.05	04.09	24.0128-0188.1	428188	- Sportpaket / - Sportpaket AMG 2) 330 28,0 26,0 V L +S +B
	CLK 350	200		05.05	04.09	24.0130-0180.1	430180	+ Sportpaket / + Sportpaket AMG 1) 345 30,0 28,0 V L +B
	CLK 500	225		05.02	04.09	24.0130-0171.1	430171	- Sportpaket / - Sportpaket AMG 2) 345 30,0 27,4 V L +B
	CLK 500	285		06.06	04.09	24.0130-0180.1	430180	+ Sportpaket / + Sportpaket AMG 1) 345 30,0 28,0 V L +B
	CLK 55 AMG	270	F 123374	09.02		24.0130-0180.1	430180	345 30,0 28,0 V L +B
	CLK 200 CGI	125		09.02	04.09	24.0711-6001.3	360119	2
	CLK 200 Kompressor	120		09.02	04.09			
	CLK 200 Kompressor	135		10.06	04.09			
	CLK 220 CDI			05.05	04.09			
	CLK 240			05.02	04.09			
	CLK 270 CDI			10.02	04.09			
	CLK 280	170		05.05	04.09			
	CLK 320	160		05.02	04.09			
	CLK 320 CDI	165		05.05	04.09			
	CLK 350	200		05.05	04.09			
	CLK 500	225		05.02	04.09			
	CLK 500	285		06.06	04.09			
	CLK 55 AMG	270		09.02	04.09			
	CLK 63 AMG			04.06	04.09			
- AMG Black Series								

1) + sports package/+ sports package AMG / + pacchetto sportivo/+ pacchetto sport.AMG / + version sport/+ version sport AMG / + kit deportivo/+ kit deportivo AMG

2) - sport package/- sport package AMG / - pacchetto sportivo/- pacchetto sport.AMG / - version sport/- version sport AMG / - kit deportivo/- kit deportivo AMG





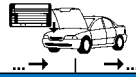














MERCEDES BENZ CLK-Klasse (C209) Coupe (02-09)

	CLK 200 CGI	125		09.02	04.09		13.0460-4064.2	604064		- Sportpaket / - Sportpaket AMG 1)	21919	15,3 /Zub	ATE
	CLK 200 Kompressor	120		09.02	04.09		13.0470-4064.2	LD4064		- Sportpaket / - Sportpaket AMG 1)	21919	15,3 /Zub	ATE
	CLK 220 CDI			05.05	04.09		13.0460-4065.2	604065		+ Sportpaket / + Sportpaket AMG 2)	21899	15,3 /WE/Zub	ATE
							13.0470-4065.2	LD4065		+ Sportpaket / + Sportpaket AMG 2)	21899	15,3 /WE/Zub	ATE
							24.8190-0410.2	620410	☐			Warnkontakt L=97,5mm	
							13.0460-0229.2	610229				Belagsatz-Zubehör	ATE
	CLK 200 Kompressor	135		10.06	04.09		13.0460-4065.2	604065			21899	15,3 /WE/Zub	ATE
	CLK 240			05.02	04.09		13.0470-4065.2	LD4065			21899	15,3 /WE/Zub	ATE
	CLK 270 CDI			10.02	04.09		13.0460-0258.2	610258				Belagsatz-Zubehör	
	CLK 280	170		05.05	04.09		24.8190-0410.2	620410	1			Warnkontakt L=97,5mm	
	CLK 320	160		05.02	04.09								
	CLK 320 CDI	165		05.05	04.09								
	CLK 350	200		05.05	04.09								
	CLK 500	225		05.02	04.09		13.0460-4047.2	604047			21305	15,7 /WE	ATE
	CLK 500	285		06.06	04.09		13.0470-4047.2	LD4047			21305	15,7 /WE	ATE
	CLK 55 AMG	270	F 123374	09.02	04.09		13.0460-0236.2	610236	1			Belagsatz-Zubehör	ATE
CLK 55 AMG	270	F 123375		04.09		24.8190-0410.2	620410	1			Warnkontakt L=97,5mm	BRE	
CLK 63 AMG			04.06	04.09		13.0460-4819.2	604819			23478	14,6 /WE	BRE	
						24.8190-0410.2	620410	1			Warnkontakt L=97,5mm		
	CLK 200 CGI	125		09.02	04.09		24.0109-0114.1	409114		- Sportpaket / - Sportpaket AMG 1)	278	9,0 7,3 +S +B	
	CLK 200 Kompressor	120		09.02	04.09		24.0309-0114.1	509114		- Sportpaket / - Sportpaket AMG 1)	278	9,0 7,3 +S +B PD	
	CLK 220 CDI			05.05	04.09		24.0110-0217.1	410217		+ Sportpaket / + Sportpaket AMG 2)	290	10,0 8,3 +S +B	
							24.0310-0217.1	510217		+ Sportpaket / + Sportpaket AMG 2)	290	10,0 8,3 +S +B PD	
	CLK 200 Kompressor	135		10.06	04.09		24.0110-0217.1	410217			290	10,0 8,3 +S +B	
	CLK 240			05.02	04.09		24.0310-0217.1	510217			290	10,0 8,3 +S +B PD	
	CLK 270 CDI			10.02	04.09								
	CLK 280	170		05.05	04.09								
	CLK 320	160		05.02	04.09								
	CLK 320 CDI	165		05.05	04.09								
CLK 350	200		05.05	04.09									
CLK 500	225		05.02	04.09		24.0122-0228.1	422228			300	22,0 19,4 V L +B		
CLK 500	285		06.06	04.09									
CLK 55 AMG	270	F 123374	09.02	04.09									
	CLK 200 CGI	125		09.02	04.09		24.0711-6054.3	360184	☐				
	CLK 200 Kompressor	120		09.02	04.09		24.0711-6053.3	360183	☐				
	CLK 200 Kompressor	135		10.06	04.09								
	CLK 220 CDI			05.05	04.09								
	CLK 240			05.02	04.09								
	CLK 270 CDI			10.02	04.09								
	CLK 280	170		05.05	04.09								
	CLK 320	160		05.02	04.09								
	CLK 320 CDI	165		05.05	04.09								
	CLK 350	200		05.05	04.09								
	CLK 500	225		05.02	04.09								
	CLK 500	285		06.06	04.09								
	CLK 55 AMG	270		09.02	04.09								
	CLK 63 AMG			04.06	04.09								
	CLK 200 CGI	125		09.02	04.09		03.0137-4013.2	654013					164 x 20 /Zub
	CLK 200 Kompressor	120		09.02	04.09		03.0137-9248.2	669248					Bremsbacken-Zubehör
	CLK 200 Kompressor	135		10.06	04.09								
	CLK 220 CDI			05.05	04.09								
	CLK 240			05.02	04.09								
	CLK 270 CDI			10.02	04.09								
	CLK 280	170		05.05	04.09								
	CLK 320	160		05.02	04.09								
	CLK 320 CDI	165		05.05	04.09								
	CLK 350	200		05.05	04.09								
	CLK 500	225		05.02	04.09								
	CLK 500	285		06.06	04.09								
	CLK 55 AMG	270		09.02	04.09								
	CLK 63 AMG			04.06	04.09								

MERCEDES BENZ CLK-Klasse (A209) Cabrio (03-09)

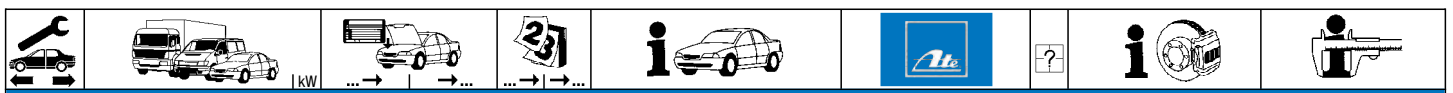
	CLK 200 CGI	125		05.03	12.09		13.0460-2726.2	602726			23144	19,8 +/WE/Zub/S LUC	
							13.0470-2726.2	LD2726	1		23144	19,8 +/WE/Zub/S LUC	
	CLK 240	125		05.03	12.09		13.0460-2727.2	602727			23144	19,8 +/WE/Zub/S LUC	
	CLK 320	160		05.03	12.09		13.0470-2727.2	LD2727			23144	19,8 +/WE/Zub/S LUC	
							24.8190-0410.2	620410	2			Warnkontakt L=97,5mm	
	CLK 200 Kompressor	120		05.03	12.09		13.0460-2727.2	602727		- Sportpaket / - Sportpaket AMG 1)	23144	19,8 +/WE/Zub/S LUC	
	CLK 200 Kompressor	135		10.06	12.09		13.0470-2727.2	LD2727		- Sportpaket / - Sportpaket AMG 1)	23144	19,8 +/WE/Zub/S LUC	
	CLK 280	170		05.05	12.09		13.0460-4994.2	604994		+ Sportpaket / + Sportpaket AMG 2)	23945	16,5 /WE	BRE
							13.0470-4994.2	LD4994	1	+ Sportpaket / + Sportpaket AMG 2)	23945	16,5 /WE	BRE
	CLK 320 CDI	165		05.05	12.09		13.0460-4994.2	604994		- Sportpaket / - Sportpaket AMG 1)	23945	16,5 /WE	BRE
	CLK 350	200		05.05	12.09		13.0470-4990.2	604990		- Sportpaket / - Sportpaket AMG 1)	23945	16,5 /WE	BRE
							13.0460-4990.2	604990		+ Sportpaket / + Sportpaket AMG 2)	23745	17,4 +/WE(1,8/7,1)BRE	
							13.0470-4990.2	LD4990		+ Sportpaket / + Sportpaket AMG 2)	23745	17,4 +/WE(1,8/7,1)BRE	
							13.0460-0275.2	610275				Belagsatz-Zubehör	
							24.8190-0416.2	620416	1			Warnkontakt L=100mm	
							24.8190-0410.2	620410	1			Warnkontakt L=97,5mm	
	CLK 500	225		05.03	12.09		13.0460-4990.2	604990			23745	17,4 +/WE(1,8/7,1)BRE	
	CLK 500	285		06.06	12.09		13.0460-0275.2	610275				Belagsatz-Zubehör	
CLK 55 AMG	270	T 023346 / F 123374	05.03	12.09		24.8190-0410.2	620410	1			Warnkontakt L=97,5mm		
CLK 55 AMG	270	T 023346 / F 103001		12.09		13.0460-4806.2	604806			23955	16,2 /WE	BRE	
CLK 63 AMG	354		04.06	12.09		24.8190-0420.2	620420	1			Warnkontakt L=119mm		

1) - sport package/- sport package AMG / - pacchetto sportivo/- pacchetto sport.AMG / - version sport/- version sport AMG / - kit deportivo/- kit deportivo AMG
 2) + sports package/+ sports package AMG / + pacchetto sportivo/+ pacchetto sport.AMG / + version sport/+ version sport AMG / + kit deportivo/+ kit deportivo AMG

												
MERCEDES BENZ CLK-Klasse (A209) Cabrio (03-09)												
	CLK 200 CGI	125		05.03	12.09	24.0125-0110.1	425110		288 25,0 22,4 V L +S +B			
						24.0325-0110.1	525110		288 25,0 22,4 V L +S +B PD			
	CLK 240	125		05.03	12.09	24.0128-0106.1	428106		300 28,0 25,4 V L +S +B			
	CLK 320	160		05.03	12.09	24.0328-0106.1	528106		300 28,0 25,4 V L +S +B PD			
	CLK 200 Kompressor	120		05.03	12.09	24.0128-0106.1	428106	- Sportpaket / - Sportpaket AMG 1)	300 28,0 25,4 V L +S +B			
	CLK 200 Kompressor	135		10.06	12.09	24.0328-0106.1	528106	- Sportpaket / - Sportpaket AMG 1)	300 28,0 25,4 V L +S +B PD			
	CLK 280	170		05.05	12.09	24.0128-0177.1	428177	+ Sportpaket / + Sportpaket AMG 2)	330 28,0 26,0 V L +B			
CLK 320 CDI	165		05.05	12.09	24.0128-0188.1	428188	- Sportpaket / - Sportpaket AMG 1)	330 28,0 26,0 V L +S +B				
CLK 350	200		05.05	12.09	24.0130-0180.1	430180	+ Sportpaket / + Sportpaket AMG 2)	345 30,0 28,0 V L +B				
CLK 500	225		05.03	12.09	24.0130-0171.1	430171	- Sportpaket / - Sportpaket AMG 1)	345 30,0 27,4 V L +B				
CLK 500	285		06.06	12.09	24.0130-0180.1	430180	+ Sportpaket / + Sportpaket AMG 2)	345 30,0 28,0 V L +B				
CLK 55 AMG	270	T 033979 / F 123374	05.03			24.0130-0180.1	430180		345 30,0 28,0 V L +B			
	CLK 200 CGI	125		05.03	12.09			24.0711-6001.3	360119	2 	Radsensor L=565	
	CLK 200 Kompressor	120		05.03	12.09							
	CLK 200 Kompressor	135		10.06	12.09							
	CLK 240	125		05.03	12.09							
	CLK 280	170		05.05	12.09							
	CLK 320	160		05.03	12.09							
	CLK 320 CDI	165		05.05	12.09							
	CLK 350	200		05.05	12.09							
	CLK 500	225		05.03	12.09							
	CLK 500	285		06.06	12.09							
	CLK 55 AMG	270		05.03	12.09							
	CLK 63 AMG	354		04.06	12.09							
	CLK 200 CGI	125		05.03	12.09	13.0460-4064.2	604064				21919 15,3 /Zub	ATE
						13.0470-4064.2	LD4064				21919 15,3 /Zub	ATE
						13.0460-0229.2	610229				Belagsatz-Zubehör	ATE
	CLK 200 Kompressor	120		05.03	12.09	13.0460-4065.2	604065				21899 15,3 /WE/Zub	ATE
	CLK 200 Kompressor	135		10.06	12.09	13.0470-4065.2	LD4065				21899 15,3 /WE/Zub	ATE
	CLK 240	125		05.03	12.09	13.0460-0258.2	610258				Belagsatz-Zubehör	
	CLK 280	170		05.05	12.09	24.8190-0410.2	620410				Warnkontakt L=97,5mm	
	CLK 320	160		05.03	12.09							
	CLK 320 CDI	165		05.05	12.09							
	CLK 350	200		05.05	12.09							
	CLK 500	225		05.03	12.09	13.0460-4047.2	604047				21305 15,7 /WE	ATE
	CLK 500	285		06.06	12.09	13.0470-4047.2	LD4047				21305 15,7 /WE	ATE
CLK 55 AMG	270	T 033979 / F 123374	05.03			13.0460-0236.2	610236				Belagsatz-Zubehör	ATE
						24.8190-0410.2	620410	1			Warnkontakt L=97,5mm	
CLK 55 AMG	270	T 022346 / F 103001		12.09		13.0460-4819.2	604819				23478 14,6 /WE	BRE
CLK 63 AMG	354		04.06	12.09		24.8190-0410.2	620410	1			Warnkontakt L=97,5mm	
	CLK 200 CGI	125		05.03	12.09	24.0109-0114.1	409114				278 9,0 7,3 +S +B	
						24.0309-0114.1	509114				278 9,0 7,3 +S +B PD	
	CLK 200 Kompressor	120		05.03	12.09	24.0110-0217.1	410217				290 10,0 8,3 +S +B	
	CLK 200 Kompressor	135		10.06	12.09	24.0310-0217.1	510217				290 10,0 8,3 +S +B PD	
	CLK 240	125		05.03	12.09							
	CLK 280	170		05.05	12.09							
	CLK 320	160		05.03	12.09							
	CLK 320 CDI	165		05.05	12.09							
	CLK 350	200		05.05	12.09							
	CLK 500	225		05.03	12.09	24.0122-0228.1	422228				300 22,0 19,4 V L +B	
	CLK 500	285		06.06	12.09							
	CLK 55 AMG	270	T 033979 / F 123374	05.03								
	CLK 200 CGI	125		05.03	12.09	24.0711-6054.3	360184				Radsensor L=1102	
	CLK 200 Kompressor	120		05.03	12.09	24.0711-6053.3	360183				Radsensor L=948	
	CLK 200 Kompressor	135		10.06	12.09							
	CLK 240	125		05.03	12.09							
	CLK 280	170		05.05	12.09							
	CLK 320	160		05.03	12.09							
	CLK 320 CDI	165		05.05	12.09							
	CLK 350	200		05.05	12.09							
	CLK 500	225		05.03	12.09							
	CLK 500	285		06.06	12.09							
	CLK 55 AMG	270		05.03	12.09							
	CLK 63 AMG	354		04.06	12.09							
	CLK 200 CGI	125		05.03	12.09	03.0137-4013.2	654013				164 x 20 /Zub	
	CLK 200 Kompressor	120		05.03	12.09	03.0137-9248.2	669248				Bremsbacken-Zubehör	
	CLK 200 Kompressor	135		10.06	12.09							
	CLK 240	125		05.03	12.09							
	CLK 280	170		05.05	12.09							
	CLK 320	160		05.03	12.09							
	CLK 320 CDI	165		05.05	12.09							
	CLK 350	200		05.05	12.09							
	CLK 500	225		05.03	12.09							
	CLK 500	285		06.06	12.09							
	CLK 55 AMG	270		05.03	12.09							
	CLK 63 AMG	354		04.06	12.09							
MERCEDES BENZ CLS-Klasse (C219) Coupe (04-10)												
	CLS 320 CDI	155	A 038331	05.05		13.0460-4990.2	604990				23745 17,4 +/WE(1,8/7,1) BRE	
	CLS 320 CDI	165	A 038331	05.05		13.0470-4990.2	LD4990				23745 17,4 +/WE(1,8/7,1) BRE	
						13.0460-0275.2	610275				Belagsatz-Zubehör	
						24.8190-0410.2	620410	2			Warnkontakt L=97,5mm	

1) - sport package/- sport package AMG / - pacchetto sportivo/- pacchetto sport.AMG / - version sport/- version sport AMG / - kit deportivo/- kit deportivo AMG
2) + sports package/+ sports package AMG / + pacchetto sportivo/+ pacchetto sport.AMG / + version sport/+ version sport AMG / + kit deportivo/+ kit deportivo AMG





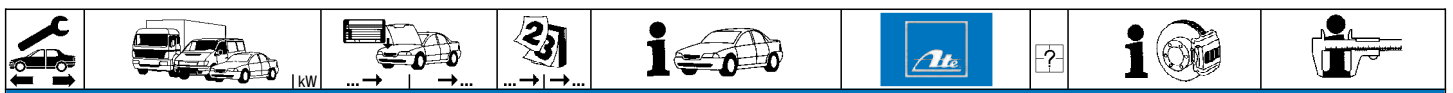
MERCEDES BENZ CLS-Klasse (C219) Coupe (04-10)

	CLS 280 / CLS 300	170		10.07	10.10	13.0460-4990.2	604990	2		23745 17,4 +/-WE(1,8/7,1)BRE 23745 17,4 +/-WE(1,8/7,1)BRE Belagsatz-Zubehör BRE Warnkontakt L=97,5mm			
	CLS 320 CDI	155 A 038332			10.10	13.0470-4990.2	LD4990						
	CLS 320 CDI	165 A 038332			10.10	13.0460-0155.2	610155						
	CLS 350	200		08.04	10.10	24.8190-0410.2	620410						
	CLS 350 CDI	165		04.09	10.10								
	CLS 350 CDI	200		04.09	10.10								
	CLS 350 CGI	215		04.06	10.10								
CLS 350 CDI	215		04.09	10.10									
CLS 500	225		08.04	10.10	13.0460-4990.2	604990	1	1	23745 17,4 +/-WE(1,8/7,1)BRE Belagsatz-Zubehör Warnkontakt L=97,5mm				
					13.0460-0275.2	610275							
CLS 500 / CLS 550	285	A 069799	04.06		13.0460-4817.2	604817	1		23960 18,3 /WE BRE Warnkontakt L=97,5mm				
CLS 500 / CLS 550	285	A 069800		10.10	13.0460-4817.2	604817	1		23960 18,3 /WE BRE Warnkontakt L=119mm				
CLS 55 AMG	350		01.05	10.10	13.0460-4997.2	604997	1	1	23944 17,5 +/-WE BRE Warnkontakt L=100mm Warnkontakt L=97,5mm				
					24.8190-0416.2	620416							
CLS 63 AMG	378		04.06	10.10	13.0460-4839.2	604839	1	- AMG-Performance Package	24455 16,8 /WE BRE Warnkontakt L=119mm				
					24.8190-0420.2	620420							
	CLS 320 CDI	155		05.05	10.10	24.0128-0142.1	428142	4		312 28,0 25,4 V L +B 312 28,0 25,4 V L +S +B PD Halterschraube			
	CLS 320 CDI	165		05.05	10.10	24.0328-0142.1	528142						
	CLS 350 CDI	165		04.09	10.10	13.8190-0330.1	990134						
	CLS 350 CDI	200		04.09	10.10								
	CLS 280 / CLS 300	170		10.07	10.10	24.0132-0144.1	432144						
	CLS 350	200		08.04	10.10	24.0332-0144.1	532144						
	CLS 350 CGI	215		04.06	10.10	13.8190-0330.1	990134						
CLS 350 CGI	215		04.09	10.10									
CLS 500	225		08.04	10.10									
CLS 500 / CLS 550	285		04.06	10.10	24.0132-0139.1	432139			350 32,0 29,4 V L +S +B				
CLS 55 AMG	350		01.05	10.10	24.0136-0102.1	436102	4	- AMG-Performance Package	360 36,0 34,0 V L +B Halterschraube				
					13.8190-0330.1	990134							
	CLS 280 / CLS 300	170		10.07	10.10	13.0460-7171.2	607171	1		23334 16,7 +/-WE ATE 23334 16,7 +/-WE ATE Warnkontakt L=97,5mm			
	CLS 320 CDI	155		05.05	10.10	13.0470-7171.2	LD7171						
	CLS 320 CDI	165		05.05	10.10	24.8190-0410.2	620410						
	CLS 350	200		08.04	10.10								
	CLS 350 CDI	165		04.09	10.10								
	CLS 350 CDI	200		04.09	10.10								
	CLS 350 CGI	215		04.06	10.10								
	CLS 350 CGI	215		04.09	10.10								
	CLS 500	225		08.04	10.10								
	CLS 500 / CLS 550	285		04.06	10.10								
	CLS 55 AMG	350		01.05	10.10	13.0460-4998.2	604998				1		23478 16,5 /WE BRE Warnkontakt L=97,5mm
						24.8190-0410.2	620410						
	CLS 63 AMG	378		04.06	10.10	24.8190-0420.2	620420						Warnkontakt L=119mm
	CLS 280 / CLS 300	170		10.07	10.10	24.0122-0201.1	422201	4		300 22,0 19,4 V +S +B Halterschraube			
	CLS 320 CDI	155		05.05	10.10	13.8190-0330.1	990134						
	CLS 320 CDI	165		05.05	10.10								
	CLS 350	200		08.04	10.10								
	CLS 350 CDI	165		04.09	10.10								
	CLS 350 CDI	200		04.09	10.10								
	CLS 350 CGI	215		04.06	10.10								
	CLS 350 CGI	215		04.09	10.10								
	CLS 500	225		08.04	10.10								
	CLS 500 / CLS 550	285		04.06	10.10	24.0124-0236.1	424236						320 24,0 21,4 V L +S +B
	CLS 55 AMG	350		01.05	10.10	24.0126-0136.1	426136						330 26,0 24,0 V L +B
	CLS 63 AMG	378		04.06	10.10								
		CLS 280 / CLS 300	170		10.07	10.10	03.0137-4017.2				654017		
CLS 320 CDI		155		05.05	10.10	03.0137-9297.2	669297						
CLS 320 CDI		165		05.05	10.10								
CLS 350		200		08.04	10.10								
CLS 350 CDI		165		04.09	10.10								
CLS 350 CDI		200		04.09	10.10								
CLS 350 CGI		215		04.06	10.10								
CLS 350 CGI		215		04.09	10.10								
CLS 500		225		08.04	10.10								
CLS 500 / CLS 550		285		04.06	10.10								
CLS 55 AMG		350		01.05	10.10								
CLS 63 AMG		378		04.06	10.10								

MERCEDES BENZ CLS-Klasse (C218) Coupe (10-)

	CLS 220 BlueTec			05.14		13.0460-2734.2	602734	1		24310 19,0 +/-WE/S LUC 24310 19,0 +/-WE/S LUC Warnkontakt L=97,5mm
	CLS 250 BT 4-matic	150		05.14		13.0470-2734.2	LD2734			
	CLS 250 CDI	150		11.10		24.8190-0410.2	620410			
	CLS 350 BlueTec	185		01.13						
	CLS 350 BT 4-matic	185		01.13						
	CLS 350 CDI	195		11.10						
	CLS 350 CDI 4-matic	195		09.11						
	CLS 350 CGI	225		11.10						
	CLS 350 d 4-matic	190		04.15						
	CLS 500	300		11.10		24.8190-0410.2	620410			
CLS 500 4-matic	300		11.10							
CLS 63 AMG	386		03.11		24.8190-0420.2	620420	1		Warnkontakt L=119mm	
CLS 63 AMG	412		01.11							

1) - sport package/- sport package AMG / - pacchetto sportivo/- pacchetto sport.AMG / - version sport/- version sport AMG / - kit sportivo/- kit sportivo AMG



MERCEDES BENZ CLS-Klasse (C218) Coupe (10-)

	CLS 63 AMG 4-matic	410	01.13		24.8190-0420.2	620420	1	- Keramikbremse ¹⁾	Warnkontakt L=119mm
	CLS 63 AMG S	430	01.13						
	CLS 63 AMG S 4-matic	430	01.13						
	CLS 350 BT 4-matic	185	01.13	+ Sportpaket / + Sportpaket AMG ²⁾	13.0460-4863.2	604863			24976 17,5 /WE BRE
	CLS 400	245	05.14		24.8190-0410.2	620410	1		Warnkontakt L=97,5mm
	CLS 400 4-matic	245	05.14		24.8190-0410.2	620410	1		Warnkontakt L=97,5mm
	CLS 250 CDI	150	11.10		24.0132-0170.1	432170			322 32,0 30,0 V L +S +B
	CLS 350 CDI	195	11.10						
	CLS 350 CDI 4-matic	195	09.11						
	CLS 350 CGI	225	11.10						
	CLS 350 d 4-matic	190	04.15						
	CLS 350 BlueTec	185	01.13		24.0132-0170.1	432170		- Sportpaket / - Sportpaket AMG ³⁾	322 32,0 30,0 V L +S +B
	CLS 350 BT 4-matic	185	01.13						
	CLS 220 BlueTec	150	05.14		24.0132-0170.1	432170			322 32,0 30,0 V L +S +B
	CLS 250 BT 4-matic	150	05.14						
	CLS 250 CDI	150	11.10						
	CLS 350 BlueTec	185	01.13		13.0460-7259.2	607259			24862 16,7 +/WE ATE
	CLS 350 BT 4-matic	185	01.13		13.0470-7259.2	LD7259			24862 16,7 +/WE ATE
	CLS 350 CDI	195	11.10		24.8190-0410.2	620410	1		Warnkontakt L=97,5mm
	CLS 350 BlueTec	185	01.13						
	CLS 350 BT 4-matic	185	01.13						
	CLS 350 CDI	195	11.10						
	CLS 350 CDI 4-matic	195	09.11						
	CLS 350 CGI	225	11.10						
	CLS 350 d 4-matic	190	04.15						
	CLS 400	245	05.14						
	CLS 400 4-matic	245	05.14						
		CLS 500	300	11.10					
CLS 500 4-matic		300	11.10						
CLS 63 AMG		386	03.11		24.8190-0420.2	620420	1		Warnkontakt L=119mm
CLS 63 AMG		412	01.11						
CLS 63 AMG 4-matic		410	01.13						
	CLS 63 AMG S	430	01.13						
	CLS 63 AMG S 4-matic	430	01.13						
	CLS 220 BlueTec	150	05.14		24.0110-0278.1	410278			300 10,0 8,3 +S +B
	CLS 250 BT 4-matic	150	05.14						
	CLS 250 CDI	150	11.10						
	CLS 350 BlueTec	185	01.13		24.0122-0201.1	422201			300 22,0 19,4 V +S +B
	CLS 350 BT 4-matic	185	01.13						
	CLS 350 CDI	195	11.10						
	CLS 350 CDI 4-matic	195	09.11						
	CLS 350 CGI	225	11.10						
	CLS 350 d 4-matic	190	04.15						
	CLS 400	245	05.14						
	CLS 400 4-matic	245	05.14						
	CLS 500	300	11.10		24.0124-0236.1	424236			320 24,0 21,4 V L +S +B
	CLS 500 4-matic	300	11.10						
	CLS 220 BlueTec	150	05.14		03.0137-4007.2	654007			180 x 25 /Zub
	CLS 250 BT 4-matic	150	05.14						
	CLS 250 CDI	150	11.10						
	CLS 350 BlueTec	185	01.13						
	CLS 350 BT 4-matic	185	01.13						
	CLS 350 CDI	195	11.10						
	CLS 350 CDI 4-matic	195	09.11						
	CLS 350 CGI	225	11.10						
	CLS 350 d 4-matic	190	04.15						
	CLS 400	245	05.14						
	CLS 400 4-matic	245	05.14						
	CLS 500	300	11.10						
	CLS 500 4-matic	300	11.10						
	CLS 63 AMG	386	03.11						
	CLS 63 AMG	412	01.11						
CLS 63 AMG 4-matic	410	01.13							
CLS 63 AMG S	430	01.13							
CLS 63 AMG S 4-matic	430	01.13							

MERCEDES BENZ CLS-Klasse (X218) Shooting Brake (12-)

	CLS 220 BlueTec		05.14		13.0460-2734.2	602734			24310 19,0 +/WE/S LUC
	CLS 250 BT 4-matic	150	05.14		13.0470-2734.2	LD2734			24310 19,0 +/WE/S LUC
	CLS 250 CDI	150	09.12		24.8190-0410.2	620410	1		Warnkontakt L=97,5mm
	CLS 350	225	09.12		13.0460-2734.2	602734		- Sportpaket ⁴⁾	24310 19,0 +/WE/S LUC
	CLS 350 BlueTec	190	05.14		13.0470-2734.2	LD2734		- Sportpaket ⁴⁾	24310 19,0 +/WE/S LUC
	CLS 350 BT 4-matic	185	05.14		13.0460-4863.2	604863		+ Sportpaket ⁵⁾	24976 17,5 /WE BRE
	CLS 350 CDI	195	09.12		24.8190-0410.2	620410	1		Warnkontakt L=97,5mm
	CLS 350 CDI 4-matic	195	09.12						
	CLS 350 d 4-matic	190	04.15						
	CLS 400	245	05.14		13.0460-4863.2	604863			24976 17,5 /WE BRE
	CLS 400 4-matic	245	05.14		24.8190-0410.2	620410	1		Warnkontakt L=97,5mm
	CLS 500	300	09.12		24.8190-0410.2	620410	1		Warnkontakt L=97,5mm
	CLS 500 4-matic	300	09.12						
	CLS 63 AMG	386	09.12		24.8190-0420.2	620420	1	- Keramikbremse ¹⁾	Warnkontakt L=119mm
	CLS 63 AMG	410	01.13						
	CLS 63 AMG 4-matic	410	01.13						
	CLS 63 AMG S	430	01.13						
	CLS 63 AMG S 4-matic	430	01.13						

¹⁾ - ceramic brake / - freno in ceramica / - frein de céramique / - freno de cerámica

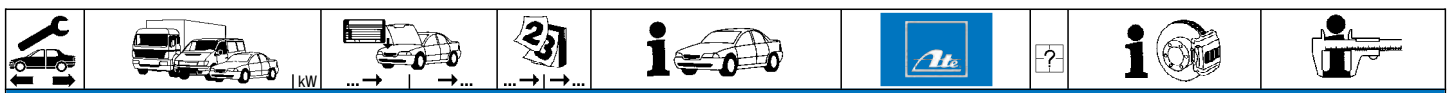
²⁾ + sports package/+ sports package AMG / + pacchetto sportivo/+ pacchetto sport/AMG / + version sport/+ version sport AMG / + kit deportivo/+ kit deportivo AMG

³⁾ - sport package/- sport package AMG / - pacchetto sportivo/- pacchetto sport/AMG / - version sport/- version sport AMG / - kit deportivo/- kit deportivo AMG

⁴⁾ - sport package / - pacchetto sportivo / - version sport / - kit deportivo

⁵⁾ + sports package / + pacchetto sportivo / + version sport / + kit deportivo





MERCEDES BENZ CLS-Klasse (X218) Shooting Brake (12-)

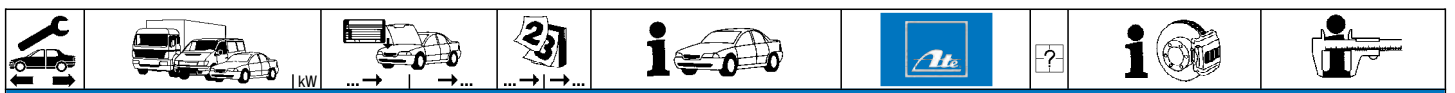
	CLS 220 BlueTec	150		05.14		24.0132-0170.1	432170		322 32,0 30,0 V L +S +B
	CLS 250 BT 4-matic	150		05.14					
	CLS 250 CDI	150		09.12					
	CLS 350	225		09.12		24.0132-0170.1	432170	- Sportpaket ¹⁾	322 32,0 30,0 V L +S +B
	CLS 350 BlueTec	190		05.14					
	CLS 350 BT 4-matic	185		05.14					
	CLS 350 CDI	195		09.12					
CLS 350 CDI 4-matic	195		09.12						
CLS 350 d 4-matic	190		04.15						
	CLS 220 BlueTec	150		05.14		13.0460-7259.2	607259		24862 16,7 +/WE ATE
	CLS 250 BT 4-matic	150		05.14		13.0470-7259.2	LD7259		24862 16,7 +/WE ATE
	CLS 250 CDI	150		09.12		24.8190-0410.2	620410	1	Warnkontakt L=97,5mm
	CLS 350	225		09.12					
	CLS 350 BlueTec	190		05.14					
	CLS 350 BT 4-matic	185		05.14					
	CLS 350 CDI	195		09.12					
	CLS 350 CDI 4-matic	195		09.12					
	CLS 350 d 4-matic	190		04.15					
	CLS 400	245		05.14					
	CLS 400 4-matic	245		05.14					
	CLS 500	300		09.12					
	CLS 500 4-matic	300		09.12					
	CLS 63 AMG	386		09.12		24.8190-0420.2	620420	1	Warnkontakt L=119mm
	CLS 63 AMG	410		01.13					
	CLS 63 AMG 4-matic	410		01.13					
	CLS 63 AMG S	430		01.13					
	CLS 63 AMG S 4-matic	430		01.13					
	CLS 220 BlueTec	150		05.14		24.0110-0278.1	410278		300 10,0 8,3 +S +B
	CLS 250 BT 4-matic	150		05.14					
	CLS 250 CDI	150		09.12					
	CLS 250 BT 4-matic	150		05.14		24.0122-0201.1	422201		300 22,0 19,4 V +S +B
	CLS 350	225		09.12					
	CLS 350 BlueTec	190		05.14					
	CLS 350 BT 4-matic	185		05.14					
	CLS 350 CDI	195		09.12					
	CLS 350 CDI 4-matic	195		09.12					
	CLS 350 d 4-matic	190		04.15					
CLS 400	245		05.14						
CLS 400 4-matic	245		05.14						
CLS 500	300		09.12		24.0124-0236.1	424236		320 24,0 21,4 V L +S +B	
CLS 500 4-matic	300		09.12						
	CLS 220 BlueTec	150		05.14		03.0137-4007.2	654007		180 x 25 /Zub
	CLS 250 BT 4-matic	150		05.14					
	CLS 250 CDI	150		09.12					
	CLS 350	225		09.12					
	CLS 350 BlueTec	190		05.14					
	CLS 350 BT 4-matic	185		05.14					
	CLS 350 CDI	195		09.12					
	CLS 350 CDI 4-matic	195		09.12					
	CLS 350 d 4-matic	190		04.15					
	CLS 400	245		05.14					
	CLS 400 4-matic	245		05.14					
	CLS 500	300		09.12					
	CLS 500 4-matic	300		09.12					
	CLS 63 AMG	386		09.12					
	CLS 63 AMG	410		01.13					
CLS 63 AMG 4-matic	410		01.13						
CLS 63 AMG S	430		01.13						
CLS 63 AMG S 4-matic	430		01.13						

MERCEDES BENZ E-Klasse (W124) Limousine (93-95)

	E 200	100		06.93	06.95	13.0460-2927.2	602927		20941 19,3 /WE/S LUC
	E 200 D	55		06.93	06.95	13.0470-2927.2	LD2927		20941 19,3 /WE/S LUC
	E 220	110		06.93	06.95	24.8190-0402.2	620402	2	Warnkontakt L=68(150)mm
	E 250 D	83		07.93	06.95				
	E 250 Turbo-D	93		06.93	06.95				
	E 280	145		06.93	06.95				
	E 300 4-matic	132		06.93	06.95				
	E 300 D	100		07.93	06.95				
	E 300 Turbo-D	108		06.93	06.95				
	E 300 Turbo-D 4-matic	108		06.93	06.95				
	E 280	142	B 864307	06.93	06.95	13.0460-4201.2	604201		21153 17,5 /WE ATE
	E 320	162	B 864307	06.93	06.95	24.8190-0401.2	620401	2	Warnkontakt L=95mm
	E 36 AMG	200		07.94	06.95	13.0460-0219.2	610219		Belagsatz-Zubehör ATE
	E 420	205	B 938569		06.95				
	E 500	235		06.93	06.95				
	E 60 AMG	280		05.94	06.95				
	E 280	142	B 864308		06.95	13.0460-4202.2	604202		21153 16,0 /WE ATE
	E 320	162	B 864308		06.95	24.8190-0401.2	620401	2	Warnkontakt L=95mm
	E 420	205	B 938568	06.93		13.0460-0268.2	610268		Belagsatz-Zubehör
	E 200	100		06.93	06.95	24.0122-0123.1	422123		284 22,0 19,4 V L +S +B
	E 220	110		06.93	06.95	13.8190-0242.1	990124	4	Halterschraube
	E 250 Turbo-D	93		06.93	06.95				
	E 280	145		06.93	06.95				
	E 300 D	100		07.93	06.95				
E 300 Turbo-D	108		06.93	06.95					

¹⁾ - sport package / - pacchetto sportivo / - version sport / - kit deportivo













MERCEDES BENZ E-Klasse (W124) Limousine (93-95)






















	E 200 D	55		06.93	06.95	24.0112-0117.1	412117		284 12,0 10,0 +S +B
	E 250 D	83		07.93	06.95				
	E 300 4-matic	132		06.93	06.95	24.0122-0134.1	422134		284 22,0 19,4 V L +B
	E 300 Turbo-D 4-matic	108		06.93	06.95	13.8190-0330.1	990134	4	Halterschraube
	E 280	142	B 864307	06.93		24.0122-0136.1	422136		295 22,0 19,4 V L +B
	E 320	162	B 864307	06.93		13.8190-0242.1	990124	4	Halterschraube
	E 280	142	B 864308		06.95	24.0125-0107.1	425107		294 25,0 22,4 V L +B
	E 320	162	B 864308		06.95	13.8190-0242.1	990124	4	Halterschraube
	E 420	205	B 938568	06.93					
	E 36 AMG	200		07.94	06.95	24.0130-0121.1	430121		320 30,0 28,0 V L +B
E 420	205	B 938569		06.95	24.0130-0122.1	430122		320 30,0 28,0 V L +B	
E 500	235	B 927761		06.95					
E 60 AMG	280		05.94	06.95					
E 500	235	B 927760	06.93		24.0128-0103.1	428103		300 28,0 25,4 V L +B	
	E 200	100		06.93	06.95	13.0460-4034.2	604034		20687 15,5 ATE
	E 200 D	55		06.93	06.95	13.0460-0186.2	610186		Belagsatz-Zubehör ATE
	E 220	110		06.93	06.95				
	E 250 D	83		07.93	06.95				
	E 250 Turbo-D	93		06.93	06.95				
	E 280	145		06.93	06.95	- ASR			
	E 300 4-matic	132		06.93	06.95				
	E 300 D	100		07.93	06.95				
	E 300 Turbo-D	108		06.93	06.95				
	E 300 Turbo-D 4-matic	108		06.93	06.95				
	E 280	145		06.93	06.95	+ ASR			
	E 280	142		06.93	06.95	13.0460-3504.2	603504		21301 15,5 /WE ATE
	E 320	162		06.93	06.95	24.8190-0401.2	620401	4	Warnkontakt L=95mm
	E 36 AMG	200		07.94	06.95	13.0460-3805.2	603805		21197 15,0 /WE ATE
	E 420	205		06.93	06.95	13.0470-3805.2	LD3805		21197 15,0 /WE ATE
E 500	235	B 927760	06.93		24.8190-0401.2	620401	2	Warnkontakt L=95mm	
E 60 AMG	280	B 927760	05.94						
E 500	235	B 927761		06.95	13.0460-4047.2	604047		21305 15,7 /WE ATE	
E 60 AMG	280	B 927761		06.95	13.0470-4047.2	LD4047		21305 15,7 /WE ATE	
					13.0460-0236.2	610236		Belagsatz-Zubehör ATE	
					24.8190-0401.2	620401	4	Warnkontakt L=95mm	
	E 200	100		06.93	06.95	24.0109-0120.1	409120		258 9,0 7,3 +S +B
	E 200 D	55		06.93	06.95	24.0309-0120.1	509120		258 9,0 7,3 +S +B PD
	E 220	110		06.93	06.95				
	E 250 D	83		07.93	06.95				
	E 250 Turbo-D	93		06.93	06.95				
	E 280	145		06.93	06.95				
	E 300 4-matic	132		06.93	06.95				
	E 300 D	100		07.93	06.95				
	E 300 Turbo-D	108		06.93	06.95				
	E 300 Turbo-D 4-matic	108		06.93	06.95				
	E 280	142		06.93	06.95	24.0120-0199.1	420199		278 19,9 17,4 V L
	E 320	162		06.93	06.95	24.0109-0114.1	409114		278 9,0 7,3 +S +B
	E 36 AMG	200		07.94	06.95	24.0309-0114.1	509114		278 9,0 7,3 +S +B PD
	E 420	205		06.93	06.95	24.0124-0188.1	424188		278 24,0 21,4 V L +B
E 500	235	B 927761		06.95	24.0109-0120.1	409120		258 9,0 7,3 +S +B	
E 60 AMG	280	B 927761		06.95	24.0122-0218.1	422218		300 22,0 19,4 V L +B	
	E 200	100		06.93	06.95	03.0137-0170.2	650170		164 x 20 /Zub
	E 200 D	55		06.93	06.95				
	E 220	110		06.93	06.95				
	E 250 D	83		07.93	06.95				
	E 250 Turbo-D	93		06.93	06.95				
	E 280	142		06.93	06.95				
	E 280	145		06.93	06.95				
	E 300 4-matic	132		06.93	06.95				
	E 300 D	100		07.93	06.95				
	E 300 Turbo-D	108		06.93	06.95				
	E 300 Turbo-D 4-matic	108		06.93	06.95				
	E 320	162		06.93	06.95				
	E 36 AMG	200		07.94	06.95				
	E 420	205		06.93	06.95				
E 500	235		06.93	06.95					
E 60 AMG	280		05.94	06.95					

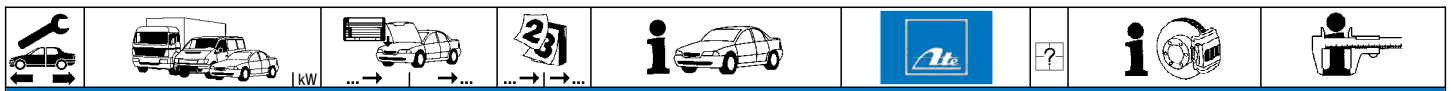
MERCEDES BENZ E-Klasse (S124) Kombi (93-96)

	E 200	100		06.93	06.96	13.0460-2927.2	602927		20941 19,3 /WE/S LUC
	E 220	110		06.93	06.96	13.0470-2927.2	LD2927		20941 19,3 /WE/S LUC
	E 250 D	83		06.93	06.96	24.8190-0402.2	620402	2	Warnkontakt L=68(150)mm
	E 250 Turbo D	93		06.93	06.96				
	E 280	145		06.93	06.96				
	E 300 4-matic	132		06.93	06.96				
	E 300 D	100		06.93	06.96				
	E 300 Turbo D	108		06.93	06.96				
	E 300 Turbo D 4-matic	108		06.93	06.96				
	E 300 TE-24	162		06.93	06.96	13.0460-4201.2	604201		21153 17,5 /WE ATE
	E 320	162	F 242721	06.93	06.96	24.8190-0401.2	620401	2	Warnkontakt L=95mm
	E 36 AMG	200		05.94	06.96				



MERCEDES BENZ E-Klasse (S124) Kombi (93-96)											
	E 320	162	F 242722		06.96		13.0460-4202.2	604202		21153 16,0 /WE	ATE
							13.0460-0268.2	610268		Belagsatz-Zubehör	
							24.8190-0401.2	620401	2	Warnkontakt L=95mm	
	E 200	100			06.93	06.96	24.0122-0123.1	422123		284 22,0 19,4 V L +S +B	
	E 220	110			06.93	06.96	13.8190-0242.1	990124	4	Halterschraube	
	E 250 Turbo D	93			06.93	06.96					
	E 280	145			06.93	06.96					
	E 300 D	100			06.93	06.96					
	E 300 Turbo D	108			06.93	06.96					
	E 250 D	83			06.93	06.96	24.0112-0117.1	412117		284 12,0 10,0 +S +B	
							13.8190-0242.1	990124	4	Halterschraube	
	E 300 4-matic	132			06.93	06.96	24.0122-0134.1	422134		284 22,0 19,4 V L +B	
	E 300 Turbo D 4-matic	108			06.93	06.96	13.8190-0330.1	990134	4	Halterschraube	
	E 300 TE-24	162			06.93	06.96	24.0122-0136.1	422136		295 22,0 19,4 V L +B	
	E 320	162	F 242721		06.93						
	E 320	162	F 242722		06.96		24.0125-0107.1	425107		294 25,0 22,4 V L +B	
							13.8190-0242.1	990124	4	Halterschraube	
	E 36 AMG	200			05.94	06.96	24.0130-0121.1	430121		320 30,0 28,0 V L +B	
							24.0130-0122.1	430122		320 30,0 28,0 V L +B	
							13.8190-0242.1	990124	4	Halterschraube	
	E 200	100			06.93	06.96	13.0460-3805.2	603805		21197 15,0 /WE	ATE
	E 220	110			06.93	06.96	13.0470-3805.2	LD3805		21197 15,0 /WE	ATE
	E 250 D	83			06.93	06.96	13.0460-0186.2	610186		Belagsatz-Zubehör	ATE
	E 250 Turbo D	93			06.93	06.96	24.8190-0401.2	620401	2	Warnkontakt L=95mm	
	E 280	145			06.93	06.96					
	E 300 4-matic	132			06.93	06.96					
	E 300 D	100			06.93	06.96					
	E 300 TE-24	162			06.93	06.96					
	E 300 Turbo D	108			06.93	06.96					
	E 300 Turbo D 4-matic	108			06.93	06.96					
	E 320	162	F 323055		06.93						
	E 36 AMG	200	F 323055		05.94						
	E 320	162	F 323056		06.96		13.0460-4047.2	604047		21305 15,7 /WE	ATE
	E 36 AMG	200	F 323056		06.96		13.0470-4047.2	LD4047		21305 15,7 /WE	ATE
							24.8190-0401.2	620401	2	Warnkontakt L=95mm	
							13.0460-0236.2	610236		Belagsatz-Zubehör	ATE
	E 200	100			06.93	06.96	24.0109-0114.1	409114		278 9,0 7,3 +S +B	
	E 220	110			06.93	06.96	24.0309-0114.1	509114		278 9,0 7,3 +S +B	PD
	E 250 D	83			06.93	06.96					
	E 250 Turbo D	93			06.93	06.96					
	E 280	145			06.93	06.96					
	E 300 4-matic	132			06.93	06.96					
	E 300 D	100			06.93	06.96					
	E 300 Turbo D	108			06.93	06.96					
	E 300 Turbo D 4-matic	108			06.93	06.96					
	E 300 TE-24	162			06.93	06.96	24.0120-0199.1	420199		278 19,9 17,4 V L	
	E 320	162	F 323055		06.93						
	E 36 AMG	200	F 323055		05.94						
	E 200	100			06.93	06.96	03.0137-0170.2	650170		164 x 20 /Zub	
	E 220	110			06.93	06.96					
	E 250 D	83			06.93	06.96					
	E 250 Turbo D	93			06.93	06.96					
	E 280	145			06.93	06.96					
	E 300 4-matic	132			06.93	06.96					
	E 300 D	100			06.93	06.96					
	E 300 TE-24	162			06.93	06.96					
	E 300 Turbo D	108			06.93	06.96					
	E 300 Turbo D 4-matic	108			06.93	06.96					
	E 320	162			06.93	06.96					
	E 36 AMG	200			05.94	06.96					
MERCEDES BENZ E-Klasse (C124) Coupe (93-97)											
	E 200	100			06.93	06.97	13.0460-2927.2	602927		20941 19,3 /WE/S	LUC
	E 220	110			06.93	06.97	13.0470-2927.2	LD2927		20941 19,3 /WE/S	LUC
							24.8190-0402.2	620402	2	Warnkontakt L=68(150)mm	
	E 320	162	B 862121		06.93		13.0460-4201.2	604201		21153 17,5 /WE	ATE
	E 36 AMG	195			06.93	04.95	24.8190-0401.2	620401	2	Warnkontakt L=95mm	
	E 36 AMG	200			05.94	06.97					
	E 320	162	B 862122		06.97		13.0460-4202.2	604202		21153 16,0 /WE	ATE
							24.8190-0401.2	620401	2	Warnkontakt L=95mm	
	E 200	100			06.93	06.97	24.0122-0123.1	422123		284 22,0 19,4 V L +S +B	
	E 220	110			06.93	06.97					
	E 320	162	B 862121		06.93		24.0122-0136.1	422136		295 22,0 19,4 V L +B	
	E 320	162	B 862122		06.97		24.0125-0107.1	425107		294 25,0 22,4 V L +B	
	E 36 AMG	195			06.93	04.95	24.0130-0121.1	430121		320 30,0 28,0 V L +B	
	E 36 AMG	200			05.94	06.97	24.0130-0122.1	430122		320 30,0 28,0 V L +B	
							13.8190-0242.1	990124	4	Halterschraube	
	E 200	100			06.93	06.97	13.0460-4034.2	604034		20687 15,5	ATE
	E 220	110			06.93	06.97	13.0460-0186.2	610186		Belagsatz-Zubehör	ATE
	E 320	162			06.93	06.97	13.0460-3805.2	603805		21197 15,0 /WE	ATE
	E 36 AMG	195			06.93	04.95	13.0470-3805.2	LD3805		21197 15,0 /WE	ATE
	E 36 AMG	200			05.94	06.97	24.8190-0401.2	620401	2	Warnkontakt L=95mm	
							13.0460-0186.2	610186		Belagsatz-Zubehör	ATE

								
MERCEDES BENZ E-Klasse (C124) Coupe (93-97)								
	E 200	100		06.93	06.97	24.0109-0120.1	409120	258 9,0 7,3 +S +B
	E 220	110		06.93	06.97	24.0309-0120.1	509120	258 9,0 7,3 +S +B PD
	E 320	162		06.93	06.97	24.0109-0114.1	409114	278 9,0 7,3 +S +B
	E 36 AMG	195		06.93	04.95	24.0309-0114.1	509114	278 9,0 7,3 +S +B PD
	E 200	100		06.93	06.97	03.0137-0170.2	650170	164 x 20 /Zub
	E 220	110		06.93	06.97			
	E 320	162		06.93	06.97			
	E 36 AMG	195		06.93	04.95			
	E 36 AMG	200		05.94	06.97			
	E 200	100		06.93	03.98			
	E 220	110		06.93	03.98			
	E 320	162		06.93	03.98			
MERCEDES BENZ E-Klasse (A124) Cabrio (93-98)								
	E 200	100		06.93	03.98	13.0460-2927.2	602927	20941 19,3 /WE/S LUC
	E 220	110		06.93	03.98	13.0470-2927.2	LD2927	20941 19,3 /WE/S LUC
	E 320	162	B 862121	06.93		24.8190-0402.2	620402	Warnkontakt L=68(150)mm
	E 36 AMG	200		05.94	03.98	24.8190-0401.2	620401	21153 17,5 /WE ATE
	E 200	100		06.93	03.98	13.0460-4202.2	604202	21153 16,0 /WE ATE
	E 220	110		06.93	03.98	24.8190-0401.2	620401	Warnkontakt L=95mm
	E 320	162	B 862122		03.98	24.8190-0401.2	620401	21153 16,0 /WE ATE
	E 36 AMG	200		05.94	03.98	13.0460-0268.2	610268	Belagsatz-Zubehör
	E 200	100		06.93	03.98	24.0122-0123.1	422123	284 22,0 19,4 V L +S +B
	E 220	110		06.93	03.98	13.8190-0242.1	990124	Halterschraube
	E 320	162	B 862121	06.93		24.0122-0136.1	422136	295 22,0 19,4 V L +B
	E 36 AMG	200		05.94	03.98	13.8190-0242.1	990124	Halterschraube
	E 200	100		06.93	03.98	24.0125-0107.1	425107	294 25,0 22,4 V L +B
	E 220	110		06.93	03.98	13.8190-0242.1	990124	Halterschraube
	E 320	162	B 862122		03.98	24.0130-0121.1	430121	320 30,0 28,0 V L +B
	E 36 AMG	200		05.94	03.98	24.0130-0122.1	430122	320 30,0 28,0 V L +B
	E 200	100		06.93	03.98	13.0460-3805.2	603805	21197 15,0 /WE ATE
	E 220	110		06.93	03.98	13.0470-3805.2	LD3805	21197 15,0 /WE ATE
	E 320	162		06.93	03.98	24.8190-0401.2	620401	Warnkontakt L=95mm
	E 36 AMG	200		05.94	03.98	13.0460-0186.2	610186	Belagsatz-Zubehör ATE
	E 200	100		06.93	03.98	24.0109-0114.1	409114	278 9,0 7,3 +S +B
	E 220	110		06.93	03.98	24.0309-0114.1	509114	278 9,0 7,3 +S +B PD
	E 320	162		06.93	03.98			
	E 36 AMG	200		05.94	03.98			
	E 200	100		06.93	03.98	03.0137-0170.2	650170	164 x 20 /Zub
	E 220	110		06.93	03.98			
	E 320	162		06.93	03.98			
	E 36 AMG	200		05.94	03.98			
MERCEDES BENZ E-Klasse (W210) Limousine (95-02)								
	E 200			06.95	04.02	13.0460-7086.2	607086	21664 19,8 +/-WE ATE
	E 200 CDI			07.98	04.02	13.0470-7086.2	LD7086	21664 19,8 +/-WE ATE
	E 200 D			10.96	04.02	+ ⊕		Warnkontakt L=95mm
	E 200 Kompressor	120		08.00	04.02			
	E 220 CDI			07.98	04.02			
	E 220 D			06.95	06.98			
	E 230			06.95	08.97			
	E 240			09.97	04.02	- ESP		
	E 250 D			06.95	04.02	+ ⊕		
	E 250 D			06.95	04.02			
	E 250 TD			09.97	04.02			
	E 290 TD			01.96	04.02			
	E 300 D			06.95	04.02			
	E 200 Kompressor	137		09.97	04.02			
	E 240			09.97	04.02	+ ESP		
	E 270 CDI			07.99	04.02			
E 280			01.96	04.02				
E 280 4-matic			10.96	04.02				
E 300 TD			10.96	04.02				
E 320			06.95	04.02				
E 320 4-matic			06.97	04.02				
E 320 CDI			07.99	04.02				
E 420		A 962231 / X 027613	01.96					21153 17,5 /WE ATE
E 430		A 962231 / X 027613	09.97					Warnkontakt L=95mm
E 420		A 962232 / X 027614		04.02				21153 17,5 /WE ATE
E 430		A 962232 / X 027614		04.02				Warnkontakt L=95mm
E 430 4-matic			05.99	04.02				21484 20,5 +/-WE ATE
E 50 AMG			01.96	08.97				Warnkontakt L=74mm
E 55 AMG			09.97	04.02				
	E 200			06.95	04.02	24.0125-0110.1	425110	288 25,0 22,4 V L +S +B
	E 200 CDI			07.98	04.02	24.0325-0110.1	525110	288 25,0 22,4 V L +S +B PD
	E 200 D			10.96	04.02	+ ⊕		Halterschraube
	E 200 Kompressor	120		08.00	04.02			
	E 220 CDI			07.98	04.02			
	E 220 D			06.95	06.98			
	E 230			06.95	08.97			
	E 240			09.97	04.02	- ESP		
	E 250 D			06.95	04.02	+ ⊕		
	E 250 D			06.95	04.02			
	E 250 TD			09.97	04.02			
	E 290 TD			01.96	04.02			
E 300 D			06.95	04.02				



MERCEDES BENZ E-Klasse (W210) Limousine (95-02)

	E 200 Kompressor	137		09.97	04.02		24.0128-0106.1	428106	4	300 28,0 25,4 V L +S +B 300 28,0 25,4 V L +S +B PD Halterschraube
	E 240			09.97	04.02	+ ESP	24.0328-0106.1	528106		
	E 270 CDI			07.99	04.02		13.8190-0330.1	990134		
	E 280			01.96	04.02					
	E 280 4-matic			10.96	04.02					
	E 300 TD			10.96	04.02					
	E 320			06.95	04.02					
	E 320 4-matic			06.97	04.02					
	E 320 CDI			07.99	04.02					
	E 420			01.96			24.0128-0126.1	428126		
E 430			09.97			13.8190-0330.1	990134	4	316 28,0 25,4 V L +B Halterschraube	
E 420	A 962232 / X 027614			04.02		24.0132-0159.1	432159	4	330 32,0 29,4 V L +B Halterschraube	
E 430	A 962232 / X 027614			04.02		13.8190-0330.1	990134			
E 430 4-matic			05.99	04.02				4		
E 50 AMG			01.96	08.97		13.8190-0330.1	990134	4	Halterschraube	
E 55 AMG			09.97	04.02		13.8190-0330.1	990134	4	Halterschraube	
	E 200		A379346	06.95			13.0460-3805.2	603805	2	21197 15,0 /WE 21197 15,0 /WE Belagsatz-Zubehör Warnkontakt L=95mm ATE ATE ATE
	E 200 D		A379346	10.96		+ P	13.0470-3805.2	LD3805		
	E 220 D		A379346	06.95			13.0460-0215.2	610215		
	E 230		A379346	06.95			24.8190-0401.2	620401		
	E 240		A379346	09.97						
	E 250 D		A379346	06.95		+ I				
	E 250 D		A379346	06.95						
	E 290 TD		A379346	01.96						
	E 300 D		A379346	06.95						
	E 200	A379347			04.02		13.0460-4064.2	604064		
	E 200 CDI			07.98	04.02		13.0470-4064.2	LD4064		
	E 200 D	A379347			04.02	+ P	13.0460-0229.2	610229		
	E 200 Kompressor	120		08.00	04.02					
	E 200 Kompressor	137		09.97	04.02					
	E 220 CDI			07.98	04.02					
	E 220 D	A379347			06.98					
	E 230	A379347			08.97					
	E 240	A379347			04.02					
	E 250 D	A379347			04.02	+ I				
E 250 D	A379347			04.02						
E 250 TD			09.97	04.02						
E 290 TD	A379347			04.02						
E 300 D	A379347			04.02						
E 280		A379346	01.96			13.0460-4047.2	604047			
E 280 4-matic		A379346	10.96			13.0470-4047.2	LD4047			
E 300 TD		A379346	10.96			24.8190-0401.2	620401			
E 320		A379346	06.95							
E 320 4-matic		A379346	06.97							
E 420		A379346	01.96							
E 430		A379346	09.97							
E 55 AMG			09.97	04.02						
E 270 CDI			07.99	04.02		13.0460-4065.2	604065			
E 280	A379347			04.02		13.0470-4065.2	LD4065			
E 280 4-matic	A379347			04.02		13.0460-0258.2	610258			
E 300 TD	A379347			04.02		24.8190-0401.2	620401			
E 320	A379347			04.02						
E 320 4-matic	A379347			04.02						
E 320 CDI			07.99	04.02						
E 420	A379347			08.97						
E 430	A379347			04.02						
E 430 4-matic			05.99	04.02		13.0460-4047.2	604047			
						13.0470-4047.2	LD4047			
						13.0460-0236.2	610236			
						24.8190-0401.2	620401			
E 50 AMG			01.96	08.97		24.8190-0401.2	620401	2	Warnkontakt L=95mm	
	E 200			06.95	04.02		24.0109-0114.1	409114	2	278 9,0 7,3 +S +B 278 9,0 7,3 +S +B PD
	E 200 CDI			07.98	04.02		24.0309-0114.1	509114		
	E 200 D			10.96	04.02	+ P				
	E 200 Kompressor	120		08.00	04.02					
	E 220 CDI			07.98	04.02					
	E 220 D			06.95	06.98					
	E 230			06.95	08.97					
	E 240			09.97	04.02					
	E 250 D			06.95	04.02	+ I				
	E 250 D			06.95	04.02					
	E 250 TD			09.97	04.02					
	E 290 TD			01.96	04.02					
	E 300 D			06.95	04.02					
	E 200 Kompressor	137		09.97	04.02		24.0110-0217.1	410217		
	E 270 CDI			07.99	04.02		24.0310-0217.1	510217		
	E 280			01.96	04.02					
	E 280 4-matic			10.96	04.02					
	E 300 TD			10.96	04.02					
	E 320			06.95	04.02					
E 320 4-matic			06.97	04.02						
E 320 CDI			07.99	04.02						
E 420			01.96	08.97						
E 430			09.97	04.02						
E 50 AMG			01.96	08.97		24.0122-0218.1	422218		300 22,0 19,4 V L +B	



MERCEDES BENZ E-Klasse (S210) Kombi (96-03)

	E 200		05.96	04.03	13.0460-4047.2	604047	2	21305 15,7 /WE 21305 15,7 /WE Belagsatz-Zubehör Warnkontakt L=95mm	ATE ATE ATE
	E 200 Kompressor		09.97	04.03	13.0470-4047.2	LD4047			
	E 220 CDI		07.98	04.03	13.0460-0239.2	610239			
	E 230		05.96	08.97	24.8190-0401.2	620401			
	E 240		09.97	04.03					
	E 250 D		05.96	04.03	+ Ⓢ / + Radstand 2833mm ¹⁾				
	E 250 D		05.96	04.03	+ Radstand 2833mm ²⁾				
	E 250 D		05.96	04.03	+ Radstand 3570mm ³⁾				
	E 250 TD		09.97	04.03					
	E 270 CDI		07.99	04.03					
	E 280		10.96	04.03	+ Radstand 3570mm ³⁾				
	E 280 4-matic		10.96	04.03					
	E 290 TD		05.96	04.03					
	E 300 TD		10.96	04.03					
	E 320		10.96	04.03					
	E 320 4-matic		06.97	04.03					
	E 320 CDI		07.99	04.03					
E 420		05.96	08.97						
E 430		09.97	04.03						
E 430 4-matic		05.99	04.03	13.0460-4047.2	604047				
E 55 AMG		09.97	04.03	13.0470-4047.2	LD4047				
				13.0460-0236.2	610236				
				24.8190-0401.2	620401				
	E 200		05.96	04.03	24.0112-0149.1	412149	2	290 12,0 10,3 +B	
	E 220 CDI		07.98	04.03					
	E 230		05.96	08.97					
	E 250 D		05.96	04.03	+ Ⓢ / + Radstand 2833mm ¹⁾				
	E 250 D		05.96	04.03	+ Radstand 2833mm ²⁾				
	E 250 D		05.96	04.03	+ Radstand 3570mm ³⁾				
	E 290 TD		05.96	04.03					
	E 420		05.96	08.97					
	E 200 Kompressor		09.97	04.03	24.0112-0149.1	412149			
	E 240		09.97	04.03					
	E 250 TD		09.97	04.03					
	E 270 CDI		07.99	04.03					
	E 280		10.96	04.03	+ Radstand 3570mm ³⁾				
	E 280 4-matic		10.96	04.03					
	E 300 TD		10.96	04.03					
	E 320		10.96	04.03					
	E 320 4-matic		06.97	04.03					
E 320 CDI		07.99	04.03						
E 430		09.97	04.03						
	E 200		05.96	04.03	03.0137-4012.2	654012	2	164 x 25 /Zub Bremsbacken-Zubehör	
	E 200 Kompressor		09.97	04.03	03.0137-9248.2	669248			
	E 220 CDI		07.98	04.03	+ Radstand 2833mm ²⁾				
	E 230		05.96	08.97					
	E 240		09.97	04.03					
	E 250 D		05.96	04.03	+ Ⓢ / + Radstand 2833mm ¹⁾				
	E 250 D		05.96	04.03	+ Radstand 2833mm ²⁾				
	E 250 TD		09.97	04.03					
	E 270 CDI		07.99	04.03	+ Radstand 2833mm ²⁾				
	E 280		10.96	04.03	+ Radstand 3570mm ³⁾				
	E 280 4-matic		10.96	04.03					
	E 290 TD		05.96	04.03	+ Radstand 2833mm ²⁾				
	E 300 TD		10.96	04.03					
	E 320		10.96	04.03					
	E 320 4-matic		06.97	04.03					
	E 320 CDI		07.99	04.03					
	E 420		05.96	08.97					
E 430		09.97	04.03						
E 430 4-matic		05.99	04.03						
E 55 AMG		09.97	04.03						
E 220 CDI		07.98	04.03	+ Radstand 3570mm ³⁾	03.0137-0244.2	650244			
E 250 D		05.96	04.03	+ Radstand 3570mm ³⁾					
E 270 CDI		07.99	04.03	+ Radstand 3570mm ³⁾					
E 290 TD		05.96	04.03	+ Radstand 3570mm ³⁾					

MERCEDES BENZ E-Klasse (W211) Limousine (02-09)

	E 200 CDI	75	05.02	02.09	- Sportpaket / - Sportpaket AMG ⁴⁾	13.0460-3999.2	603999	2	23743 20,1 +/WK/Zub/S BOS 23743 20,1 +/WK/Zub/S BOS Warnkontakt L=100mm Warnkontakt L=97,5mm
	E 200 CDI	90	05.02	02.09	- Sportpaket / - Sportpaket AMG ⁴⁾	13.0470-3999.2	LD3999		
	E 200 CDI	100	04.06	02.09	- Sportpaket / - Sportpaket AMG ⁴⁾	24.8190-0416.2	620416		
	E 200 Kompressor	120	05.02	02.09	- Sportpaket / - Sportpaket AMG ⁴⁾	24.8190-0410.2	620410		
	E 200 Kompressor	135	04.06	02.09	- Sportpaket / - Sportpaket AMG ⁴⁾				
	E 200 NGT	120	03.04	02.09	- Sportpaket / - Sportpaket AMG ⁴⁾				
	E 220 CDI	100	03.02	02.09	- Sportpaket / - Sportpaket AMG ⁴⁾				
	E 220 CDI	110	03.02	02.09	- Sportpaket / - Sportpaket AMG ⁴⁾				
	E 220 CDI	120	03.03	02.09	- Sportpaket / - Sportpaket AMG ⁴⁾				
	E 220 CDI	125	04.06	02.09	- Sportpaket / - Sportpaket AMG ⁴⁾				
	E 230	150	04.06	02.09	- Sportpaket / - Sportpaket AMG ⁴⁾				
	E 240	130	03.02	02.09					
	E 250 CDI	150	08.08	02.09					
	E 270 CDI	120	03.02	02.09					
	E 270 CDI	130	03.02	02.09					
	E 280	170	05.05	02.09	- Sportpaket / - Sportpaket AMG ⁴⁾				
	E 280 CDI	130	05.04	02.09					
	E 280 CDI	140	03.05	02.09	- Sportpaket / - Sportpaket AMG ⁴⁾				
	E 300 Bluetec	155	09.07	02.09	- Sportpaket / - Sportpaket AMG ⁴⁾				

¹⁾ + Ⓢ / + wheel base 2833mm / + Ⓢ / + passo 2833mm / + Ⓢ / + empattement 2833mm / + Ⓢ / + dist.entre ejes 2833mm

²⁾ + wheel base 2833 mm / + passo 2833 mm / + empattement 2833 mm / + distancia entre ejes 2833 mm

³⁾ + wheel base 3570 mm / + passo 3570 mm / + empattement 3570 mm / + distancia entre ejes 3570 mm

⁴⁾ - sport package/- sport package AMG / - pacchetto sportivo/- pacchetto sport.AMG / - version sport/- version sport AMG / - kit deportivo/- kit deportivo AMG

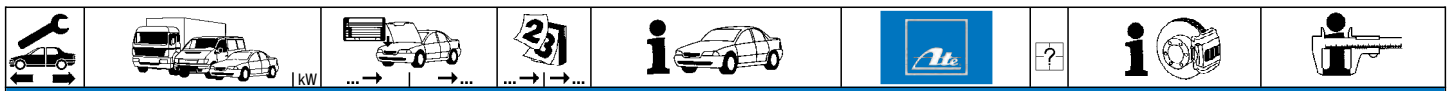


MERCEDES BENZ E-Klasse (W211) Limousine (02-09)

	E 320	165 A 400548		02.09		13.0460-3999.2	603999		23743 20,1 +/WK/Zub/S BOS Warnkontakt L=100mm Warnkontakt L=97,5mm	
	E 320 CDI	150 A 400548		02.09		13.0470-3999.2	LD3999			
	E 320 CDI	165		03.05	02.09	- Sportpaket / - Sportpaket AMG 1)	24.8190-0416.2	620416		
	E 200 CDI	75		05.02	02.09	+ Sportpaket / + Sportpaket AMG 2)	13.0460-4990.2	604990		
	E 200 CDI	90		05.02	02.09	+ Sportpaket / + Sportpaket AMG 2)	13.0470-4990.2	LD4990		
	E 200 CDI	100		04.06	02.09	+ Sportpaket / + Sportpaket AMG 2)	13.0460-0275.2	610275		
	E 200 Kompressor	120		05.02	02.09	+ Sportpaket / + Sportpaket AMG 2)	24.8190-0416.2	620416		
	E 200 Kompressor	135		04.06	02.09	+ Sportpaket / + Sportpaket AMG 2)	24.8190-0410.2	620410		
	E 200 NGT	120		03.04	02.09	+ Sportpaket / + Sportpaket AMG 2)				
	E 220 CDI	100		03.02	02.09	+ Sportpaket / + Sportpaket AMG 2)				
	E 220 CDI	110		03.02	02.09	+ Sportpaket / + Sportpaket AMG 2)				
	E 220 CDI	120		03.03	02.09	+ Sportpaket / + Sportpaket AMG 2)				
	E 220 CDI	125		04.06	02.09	+ Sportpaket / + Sportpaket AMG 2)				
	E 230	150		04.06	02.09	+ Sportpaket / + Sportpaket AMG 2)				
	E 280	170		05.05	02.09	+ Sportpaket / + Sportpaket AMG 2)				
	E 280 CDI	140		03.05	02.09	+ Sportpaket / + Sportpaket AMG 2)				
	E 300 Bluetec	155		09.07	02.09	+ Sportpaket / + Sportpaket AMG 2)				
	E 320	165	A 400547	03.02						
	E 320 CDI	150	A 400547	11.02						
	E 320 CDI	165		03.05	02.09	+ Sportpaket / + Sportpaket AMG 2)				
E 350	200		12.04	02.09						
E 350 CGI	215		09.07	02.09						
E 400 CDI	191		03.03	02.09						
E 500	225		03.02	02.09		13.0460-4990.2	604990			
						13.0460-0275.2	610275			
						24.8190-0416.2	620416			
						24.8190-0410.2	620410			
E 240 4-matic	130		03.03	02.09		13.0460-7203.2	607203			
E 280 4-matic	170		05.05	02.09	- Sportpaket / - Sportpaket AMG 1)	13.0470-7203.2	LD7203			
E 280 CDI 4-matic	140		03.05	02.09	- Sportpaket / - Sportpaket AMG 1)	24.8190-0416.2	620416			
E 320 4-matic	165		03.03	02.09		24.8190-0410.2	620410			
E 320 CDI 4-matic	165		03.05	02.09	- Sportpaket / - Sportpaket AMG 1)					
E 350 4-matic	200		12.04	02.09	- Sportpaket / - Sportpaket AMG 1)					
E 280 4-matic	170	A 870950	05.05		+ Sportpaket / + Sportpaket AMG 2)	13.0460-7183.2	607183			
E 280 CDI 4-matic	140	A 870950	03.05		+ Sportpaket / + Sportpaket AMG 2)	24.8190-0425.2	620425			
E 320 CDI 4-matic	165	A 870950	03.05		+ Sportpaket / + Sportpaket AMG 2)					
E 350 4-matic	200	A 870950	12.04		+ Sportpaket / + Sportpaket AMG 2)					
E 500 4-matic	225	A 870950	10.03							
E 280 4-matic	170	A 870951		02.09	+ Sportpaket / + Sportpaket AMG 2)	13.0460-7220.2	607220			
E 280 CDI 4-matic	140	A 870951		02.09	+ Sportpaket / + Sportpaket AMG 2)	13.0470-7220.2	LD7220			
E 320 CDI 4-matic	165	A 870951		02.09	+ Sportpaket / + Sportpaket AMG 2)	24.8190-0425.2	620425			
E 350 4-matic	200	A 870951		02.09	+ Sportpaket / + Sportpaket AMG 2)					
E 500 4-matic	225	A 870951		02.09		13.0460-7220.2	607220			
						13.0460-0425.2	620425			
E 500 4-matic	285		04.06	02.09		13.0460-7220.2	607220			
						24.8190-0425.2	620425			
E 420 CDI	231		01.06	02.09		13.0460-4817.2	604817			
E 500	285		04.06	02.09		24.8190-0420.2	620420			
E 55 Kompressor AMG	350		10.02	02.09		13.0460-4997.2	604997			
						24.8190-0416.2	620416			
						24.8190-0410.2	620410			
E 63 AMG	378		03.06	02.09		13.0460-4839.2	604839			
						24.8190-0420.2	620420			
	E 200 CDI	75	05.02	02.09	- Sportpaket / - Sportpaket AMG 1)	24.0128-0176.1	428176			
	E 200 CDI	90	05.02	02.09	- Sportpaket / - Sportpaket AMG 1)					
	E 200 CDI	100	04.06	02.09	- Sportpaket / - Sportpaket AMG 1)					
	E 200 Kompressor	120	05.02	02.09	- Sportpaket / - Sportpaket AMG 1)					
	E 200 Kompressor	135	04.06	02.09	- Sportpaket / - Sportpaket AMG 1)					
	E 200 NGT	120	03.04	02.09	- Sportpaket / - Sportpaket AMG 1)					
	E 220 CDI	100	03.02	02.09	- Sportpaket / - Sportpaket AMG 1)					
	E 220 CDI	110	03.02	02.09	- Sportpaket / - Sportpaket AMG 1)					
	E 220 CDI	120	03.03	02.09	- Sportpaket / - Sportpaket AMG 1)					
	E 220 CDI	125	04.06	02.09	- Sportpaket / - Sportpaket AMG 1)					
	E 230	150	04.06	02.09	- Sportpaket / - Sportpaket AMG 1)					
	E 240	130	03.02	02.09						
	E 200 CDI	75	05.02	02.09	+ Sportpaket / + Sportpaket AMG 2)	24.0132-0153.1	432153			
	E 200 CDI	90	05.02	02.09	+ Sportpaket / + Sportpaket AMG 2)					
	E 200 CDI	100	04.06	02.09	+ Sportpaket / + Sportpaket AMG 2)					
	E 200 Kompressor	120	05.02	02.09	+ Sportpaket / + Sportpaket AMG 2)					
	E 200 Kompressor	135	04.06	02.09	+ Sportpaket / + Sportpaket AMG 2)					
	E 200 NGT	120	03.04	02.09	+ Sportpaket / + Sportpaket AMG 2)					
	E 220 CDI	100	03.02	02.09	+ Sportpaket / + Sportpaket AMG 2)					
	E 220 CDI	110	03.02	02.09	+ Sportpaket / + Sportpaket AMG 2)					
	E 220 CDI	120	03.03	02.09	+ Sportpaket / + Sportpaket AMG 2)					
	E 220 CDI	125	04.06	02.09	+ Sportpaket / + Sportpaket AMG 2)					
	E 230	150	04.06	02.09	+ Sportpaket / + Sportpaket AMG 2)					
	E 280	170	05.05	02.09	+ Sportpaket / + Sportpaket AMG 2)					
	E 280 CDI	140	03.05	02.09	+ Sportpaket / + Sportpaket AMG 2)					
	E 300 Bluetec	155	09.07	02.09	+ Sportpaket / + Sportpaket AMG 2)					
	E 320 CDI	165	03.05	02.09	+ Sportpaket / + Sportpaket AMG 2)					
	E 350	200	12.04	02.09	+ Sportpaket / + Sportpaket AMG 2)					
	E 350 CGI	215	09.07	02.09	+ Sportpaket / + Sportpaket AMG 2)					
	E 500	225	03.02	02.09	+ Sportpaket / + Sportpaket AMG 2)					
	E 240 4-matic	130	03.03	02.09		24.0130-0179.1	430179			
	E 280 4-matic	170	05.05	02.09	- Sportpaket / - Sportpaket AMG 1)					

1) - sport package/- sport package AMG / - pacchetto sportivo/- pacchetto sport.AMG / - version sport/- version sport AMG / - kit deportivo/- kit deportivo AMG
 2) + sports package/+ sports package AMG / + pacchetto sportivo/+ pacchetto sport.AMG / + version sport/+ version sport AMG / + kit deportivo/+ kit deportivo AMG

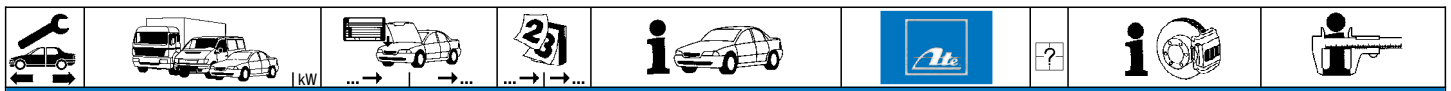




MERCEDES BENZ E-Klasse (W211) Limousine (02-09)

	E 280 CDI 4-matic	140		03.05	02.09	- Sportpaket / - Sportpaket AMG ¹⁾	24.0130-0179.1	430179		304 30,0 27,4 V L +B
	E 320 4-matic	165		03.03	02.09					
	E 320 CDI 4-matic	165		03.05	02.09	- Sportpaket / - Sportpaket AMG ¹⁾				
	E 350 4-matic	200		12.04	02.09	- Sportpaket / - Sportpaket AMG ¹⁾				
	E 250 CDI	150		08.08	02.09		24.0128-0176.1	428176		295 28,0 25,4 V L +B
	E 270 CDI	120		03.02	02.09					
	E 270 CDI	130		03.02	02.09					
	E 280	170		05.05	02.09	- Sportpaket / - Sportpaket AMG ¹⁾				
	E 280 CDI	130		05.04	02.09					
	E 280 CDI	140		03.05	02.09	- Sportpaket / - Sportpaket AMG ¹⁾				
E 300 Bluetec	155		09.07	02.09	- Sportpaket / - Sportpaket AMG ¹⁾					
E 320	165 A 400548			02.09						
E 320 CDI	150 A 400548			02.09						
E 320 CDI	165		03.05	02.09	- Sportpaket / - Sportpaket AMG ¹⁾					
E 280 4-matic	170		05.05	02.09	+ Sportpaket / + Sportpaket AMG ²⁾	24.0132-0136.1	432136		330 32,0 30,0 V L +B	
E 280 CDI 4-matic	140		03.05	02.09	+ Sportpaket / + Sportpaket AMG ²⁾					
E 320 CDI 4-matic	165		03.05	02.09	+ Sportpaket / + Sportpaket AMG ²⁾					
E 350 4-matic	200		12.04	02.09	+ Sportpaket / + Sportpaket AMG ²⁾					
E 500 4-matic	225		10.03	02.09	+ Sportpaket / + Sportpaket AMG ²⁾					
E 500 4-matic	285		04.06	02.09	+ Sportpaket / + Sportpaket AMG ²⁾					
E 320	165	A 400547	03.02			24.0128-0142.1	428142		312 28,0 25,4 V L +B	
E 320 CDI	150	A 400547	11.02			24.0328-0142.1	528142		312 28,0 25,4 V L +B PD	
E 350	200		12.04	02.09	- Sportpaket / - Sportpaket AMG ¹⁾	24.0132-0144.1	432144		330 32,0 29,4 V L +S +B	
E 350 CGI	215		09.07	02.09	- Sportpaket / - Sportpaket AMG ¹⁾	24.0332-0144.1	532144		330 32,0 29,4 V L +S +B PD	
E 400 CDI	191		03.03	02.09						
E 500	225		03.02	02.09	- Sportpaket / - Sportpaket AMG ¹⁾					
E 420 CDI	231		01.06	02.09	- Sportpaket / - Sportpaket AMG ¹⁾	24.0132-0139.1	432139		350 32,0 29,4 V L +S +B	
E 500	285		04.06	02.09	- Sportpaket / - Sportpaket AMG ¹⁾					
E 420 CDI	231		01.06	02.09	+ Sportpaket / + Sportpaket AMG ²⁾	24.0132-0138.1	432138		350 32,0 30,0 V L +S +B	
E 500	285		04.06	02.09	+ Sportpaket / + Sportpaket AMG ²⁾					
E 500 4-matic	225		10.03	02.09	- Sportpaket / - Sportpaket AMG ¹⁾	24.0132-0154.1	432154		330 32,0 29,4 V L +B	
E 500 4-matic	285		04.06	02.09	- Sportpaket / - Sportpaket AMG ¹⁾					
E 55 Kompressor AMG	350		10.02	02.09		24.0136-0102.1	436102		360 36,0 34,0 V L +B	
	E 200 CDI	75		05.02	02.09		13.0460-7171.2	607171		23334 16,7 +WE ATE
	E 200 CDI	90		05.02	02.09		13.0470-7171.2	LD7171		23334 16,7 +WE ATE
	E 200 CDI	100		04.06	02.09		24.8190-0410.2	620410	1	Warnkontakt L=97,5mm
	E 200 Kompressor	120		05.02	02.09					
	E 200 Kompressor	135		04.06	02.09					
	E 200 NGT	120		03.04	02.09					
	E 220 CDI	100		03.02	02.09					
	E 220 CDI	110		03.02	02.09					
	E 220 CDI	120		03.03	02.09					
	E 220 CDI	125		04.06	02.09					
	E 230	150		04.06	02.09					
	E 240	130		03.02	02.09					
	E 240 4-matic	130		03.03	02.09					
	E 250 CDI	150		08.08	02.09					
	E 270 CDI	120		03.02	02.09					
	E 270 CDI	130		03.02	02.09					
	E 280	170		05.05	02.09					
	E 280 4-matic	170		05.05	02.09					
	E 280 CDI	130		05.04	02.09					
	E 280 CDI	140		03.05	02.09					
	E 280 CDI 4-matic	140		03.05	02.09					
	E 300 Bluetec	155		09.07	02.09					
	E 320	165		03.02	02.09					
	E 320 4-matic	165		03.03	02.09					
	E 320 CDI	150		11.02	02.09					
	E 320 CDI	165		03.05	02.09					
	E 320 CDI 4-matic	165		03.05	02.09					
	E 350	200		12.04	02.09					
	E 350 4-matic	200		12.04	02.09					
	E 350 CGI	215		09.07	02.09					
	E 400 CDI	191		03.03	02.09					
	E 420 CDI	231		01.06	02.09					
	E 500	225		03.02	02.09					
	E 500	285		04.06	02.09					
	E 500 4-matic	225		10.03	02.09					
	E 500 4-matic	285		04.06	02.09					
	E 55 Kompressor AMG	350		10.02	02.09		13.0460-4998.2	604998		23478 16,5 /WE BRE
							24.8190-0410.2	620410		Warnkontakt L=119mm
	E 63 AMG	378		03.06	02.09		24.8190-0420.2	620420		Warnkontakt L=119mm
		E 200 CDI	75		05.02	02.09	- Taxi / - Sportpaket / - Sportpaket AMG ³⁾	24.0110-0278.1	410278	
E 200 CDI		90		05.02	02.09	- Taxi / - Sportpaket / - Sportpaket AMG ³⁾				
E 200 CDI		100		04.06	02.09	- Taxi / - Sportpaket / - Sportpaket AMG ³⁾				
E 200 Kompressor		120		05.02	02.09	- Taxi / - Sportpaket / - Sportpaket AMG ³⁾				
E 200 Kompressor		135		04.06	02.09	- Taxi / - Sportpaket / - Sportpaket AMG ³⁾				
E 200 NGT		120		03.04	02.09	- Taxi / - Sportpaket / - Sportpaket AMG ³⁾				
E 220 CDI		100		03.02	02.09	- Taxi / - Sportpaket / - Sportpaket AMG ³⁾				
E 220 CDI		110		03.02	02.09	- Taxi / - Sportpaket / - Sportpaket AMG ³⁾				
E 220 CDI		120		03.03	02.09	- Taxi / - Sportpaket / - Sportpaket AMG ³⁾				
E 220 CDI		125		04.06	02.09	- Taxi / - Sportpaket / - Sportpaket AMG ³⁾				
E 230		150		04.06	02.09	- Sportpaket / - Sportpaket AMG ¹⁾				
E 240		130		03.02	02.09	- Taxi				
E 240 4-matic		130		03.03	02.09					

¹⁾ - sport package/- sport package AMG / - pacchetto sportivo/- pacchetto sport.AMG / - version sport/- version sport AMG / - kit deportivo/- kit deportivo AMG
²⁾ + sports package/+ sports package AMG / + pacchetto sportivo/+ pacchetto sport.AMG / + version sport/+ version sport AMG / + kit deportivo/+ kit deportivo AMG
³⁾ - Taxi/-sports pack./-sports pack.AMG / - Taxi/-pacch.sport./-pacch.sport AMG / - Taxi/-vers.sport/-vers.sport AMG / - Taxi/-kit deport./-kit deport. AMG

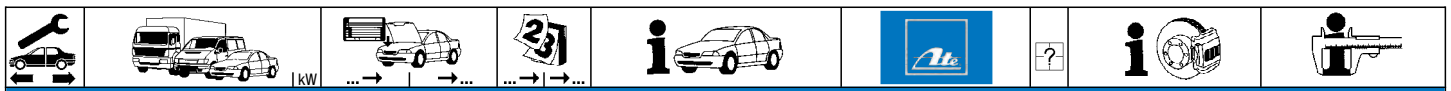


MERCEDES BENZ E-Klasse (W211) Limousine (02-09)

	E 250 CDI 150		08.08	02.09	- Taxi	24.0110-0278.1	410278		300 10,0 8,3 +S +B
	E 270 CDI 120		03.02	02.09	- Taxi				
	E 270 CDI 130		03.02	02.09	- Taxi				
	E 280 4-matic 170		05.05	02.09	- Sportpaket / - Sportpaket AMG ¹⁾				
	E 280 CDI 140		03.05	02.09	- Sportpaket / - Sportpaket AMG ¹⁾				
	E 280 CDI 4-matic 140		03.05	02.09	- Sportpaket / - Sportpaket AMG ¹⁾				
	E 320 165	A 400547	03.02	02.09	- Taxi				
	E 320 4-matic 165 X 122526			02.09					
	E 320 CDI 150	A 400547	11.02		- Taxi				
	E 200 CDI 75		05.02	02.09	- Taxi / + Sportpaket / + Sportpaket AMG ²⁾	24.0122-0201.1	422201		300 22,0 19,4 V +S +B
	E 200 CDI 75		05.02	02.09	+ Taxi				
	E 200 CDI 90		05.02	02.09	- Taxi / + Sportpaket / + Sportpaket AMG ²⁾				
	E 200 CDI 90		05.02	02.09	+ Taxi				
	E 200 CDI 100		04.06	02.09	- Taxi / + Sportpaket / + Sportpaket AMG ²⁾				
	E 200 CDI 100		04.06	02.09	+ Taxi				
	E 200 Kompressor 120		05.02	02.09	- Taxi / + Sportpaket / + Sportpaket AMG ²⁾				
	E 200 Kompressor 120		05.02	02.09	+ Taxi				
	E 200 Kompressor 135		04.06	02.09	- Taxi / + Sportpaket / + Sportpaket AMG ²⁾				
	E 200 Kompressor 135		04.06	02.09	+ Taxi				
	E 200 NGT 120		03.04	02.09	- Taxi / + Sportpaket / + Sportpaket AMG ²⁾				
	E 200 NGT 120		03.04	02.09	+ Taxi				
	E 220 CDI 100		03.02	02.09	- Taxi / + Sportpaket / + Sportpaket AMG ²⁾				
	E 220 CDI 100		03.02	02.09	+ Taxi				
	E 220 CDI 110		03.02	02.09	- Taxi / + Sportpaket / + Sportpaket AMG ²⁾				
	E 220 CDI 110		03.02	02.09	+ Taxi				
	E 220 CDI 120		03.03	02.09	- Taxi / + Sportpaket / + Sportpaket AMG ²⁾				
	E 220 CDI 120		03.03	02.09	+ Taxi				
	E 220 CDI 125		04.06	02.09	- Taxi / + Sportpaket / + Sportpaket AMG ²⁾				
	E 220 CDI 125		04.06	02.09	+ Taxi				
	E 230 150		04.06	02.09	+ Sportpaket / + Sportpaket AMG ³⁾				
	E 240 130		03.02	02.09	+ Taxi				
	E 250 CDI 150		08.08	02.09	+ Taxi				
	E 270 CDI 120		03.02	02.09	+ Taxi				
	E 270 CDI 130		03.02	02.09	+ Taxi				
	E 280 170		05.05	02.09					
	E 280 4-matic 170		05.05	02.09	+ Sportpaket / + Sportpaket AMG ³⁾				
	E 280 CDI 130		05.04	02.09					
	E 280 CDI 140		03.05	02.09	+ Sportpaket / + Sportpaket AMG ³⁾				
	E 280 CDI 4-matic 140		03.05	02.09	+ Sportpaket / + Sportpaket AMG ³⁾				
	E 300 Bluetec 155		09.07	02.09					
	E 320 165 A 400548			02.09	- Taxi				
	E 320 165		03.02	02.09	+ Taxi				
	E 320 4-matic 165	X 122525	03.03						
	E 320 CDI 150 A 400548			02.09	- Taxi				
	E 320 CDI 150		11.02	02.09	+ Taxi				
	E 320 CDI 165		03.05	02.09					
	E 320 CDI 4-matic 165		03.05	02.09					
	E 350 200		12.04	02.09					
	E 350 4-matic 200		12.04	02.09					
	E 350 CGI 215		09.07	02.09					
	E 400 CDI 191		03.03	02.09					
	E 500 225		03.02	02.09					
	E 500 4-matic 225		10.03	02.09					
	E 500 4-matic 285		04.06	02.09					
	E 420 CDI 231		01.06	02.09		24.0124-0236.1	424236		320 24,0 21,4 V L +S +B
	E 500 285		04.06	02.09					
	E 55 Kompressor AMG 350		10.02	02.09		24.0126-0136.1	426136		330 26,0 24,0 V L +B
	E 63 AMG 378		03.06	02.09					
	E 200 CDI 75		05.02	02.09		03.0137-4017.2	654017		180 x 25 /Zub
	E 200 CDI 90		05.02	02.09		03.0137-9297.2	669297		Bremsbacken-Zubehör
	E 200 CDI 100		04.06	02.09					
	E 200 Kompressor 120		05.02	02.09					
	E 200 Kompressor 135		04.06	02.09					
	E 200 NGT 120		03.04	02.09					
	E 220 CDI 100		03.02	02.09					
	E 220 CDI 110		03.02	02.09					
	E 220 CDI 120		03.03	02.09					
	E 220 CDI 125		04.06	02.09					
	E 230 150		04.06	02.09					
	E 240 130		03.02	02.09					
	E 240 4-matic 130		03.03	02.09					
	E 250 CDI 150		08.08	02.09					
	E 270 CDI 120		03.02	02.09					
	E 270 CDI 130		03.02	02.09					
	E 280 170		05.05	02.09					
	E 280 4-matic 170		05.05	02.09					
	E 280 CDI 130		05.04	02.09					
	E 280 CDI 140		03.05	02.09					
	E 280 CDI 4-matic 140		03.05	02.09					
	E 300 Bluetec 155		09.07	02.09					
	E 320 165		03.02	02.09					
	E 320 4-matic 165		03.03	02.09					
	E 320 CDI 150		11.02	02.09					
	E 320 CDI 165		03.05	02.09					
	E 320 CDI 4-matic 165		03.05	02.09					
	E 350 200		12.04	02.09					
	E 350 4-matic 200		12.04	02.09					

¹⁾ - sport package/- sport package AMG / - pacchetto sportivo/- pacchetto sport.AMG / - version sport/- version sport AMG / - kit deportivo/- kit deportivo AMG
²⁾ - Taxi/+sports pack./+sports pack.AMG / -Taxi/+pacch.sport/+pacch.sport AMG / -Taxi/+vers.sport/+vers.sport AMG / -Taxi/+kit deport./+kit deport. AMG
³⁾ + sports package/+ sports package AMG / + pacchetto sportivo/+ pacchetto sport.AMG / + version sport/+ version sport AMG / + kit deportivo/+ kit deportivo AMG



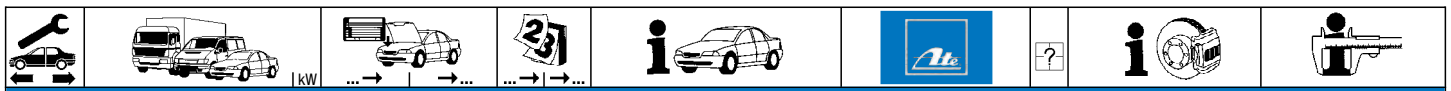


MERCEDES BENZ E-Klasse (W211) Limousine (02-09)										
	E 350 CGI	215		09.07	02.09		03.0137-4017.2	654017		180 x 25 /Zub
	E 400 CDI	191		03.03	02.09		03.0137-9297.2	669297		Bremsbacken-Zubehör
	E 420 CDI	231		01.06	02.09					
	E 500	225		03.02	02.09					
	E 500	285		04.06	02.09					
	E 500 4-matic	225		10.03	02.09					
	E 500 4-matic	285		04.06	02.09					
	E 55 Kompressor AMG	350		10.02	02.09					
	E 63 AMG	378		03.06	02.09					

MERCEDES BENZ E-Klasse (S211) Kombi (03-09)										
	E 200 CDI	100		04.06	10.09	- Sportpaket / - Sportpaket AMG ¹⁾	13.0460-3999.2	603999		23743 20,1 +/WK/Zub/S BOS
	E 200 Kompressor	120		03.03	10.09	- Sportpaket / - Sportpaket AMG ¹⁾	13.0470-3999.2	LD3999		23743 20,1 +/WK/Zub/S BOS
	E 200 Kompressor	135		04.06	10.09	- Sportpaket / - Sportpaket AMG ¹⁾	24.8190-0416.2	620416	1	Warnkontakt L=100mm
	E 220 CDI	125		03.03	10.09	- Sportpaket / - Sportpaket AMG ¹⁾	24.8190-0410.2	620410	1	Warnkontakt L=97,5mm
	E 220 CDI	125		04.06	10.09	- Sportpaket / - Sportpaket AMG ¹⁾				
	E 240	130		03.03	10.09					
	E 270 CDI	120		03.03	10.09					
	E 270 CDI	130		03.03	10.09					
	E 280 CDI	140		03.05	10.09	- Sportpaket / - Sportpaket AMG ¹⁾				
	E 200 CDI	100		04.06	10.09	+ Sportpaket / + Sportpaket AMG ²⁾	13.0460-4990.2	604990		23745 17,4 +/WE(1,8/7,1)BRE
	E 200 Kompressor	120		03.03	10.09	+ Sportpaket / + Sportpaket AMG ²⁾	13.0470-4990.2	LD4990		23745 17,4 +/WE(1,8/7,1)BRE
	E 200 Kompressor	135		04.06	10.09	+ Sportpaket / + Sportpaket AMG ²⁾	13.0460-0155.2	610155		Belagsatz-Zubehör
	E 220 CDI	125		03.03	10.09	+ Sportpaket / + Sportpaket AMG ²⁾	24.8190-0416.2	620416	1	Warnkontakt L=100mm
	E 220 CDI	125		04.06	10.09	+ Sportpaket / + Sportpaket AMG ²⁾	24.8190-0410.2	620410	1	Warnkontakt L=97,5mm
	E 230	150		05.07	10.09					
	E 280 CDI	140		03.05	10.09	+ Sportpaket / + Sportpaket AMG ²⁾				
	E 350 CGI	215		05.06	10.09					
	E 280	170		05.05	10.09		13.0460-4990.2	604990		23745 17,4 +/WE(1,8/7,1)BRE
	E 280 CDI	130		05.04	10.09		13.0470-4990.2	LD4990		23745 17,4 +/WE(1,8/7,1)BRE
	E 320	165		03.03	10.09		13.0460-0275.2	610275		Belagsatz-Zubehör
	E 320 CDI	150		03.03	10.09		24.8190-0416.2	620416	1	Warnkontakt L=100mm
	E 320 CDI	165		03.05	10.09		24.8190-0410.2	620410	1	Warnkontakt L=97,5mm
	E 350	200		12.04	10.09					
	E 500	225		10.03	10.09		13.0460-4990.2	604990		23745 17,4 +/WE(1,8/7,1)BRE
	E 500 4-matic	225		10.03	10.09		13.0460-0275.2	610275		Belagsatz-Zubehör
							24.8190-0416.2	620416	1	Warnkontakt L=100mm
							24.8190-0410.2	620410	1	Warnkontakt L=97,5mm
	E 240 4-matic	130		07.03	10.09		13.0460-7203.2	607203		21670 19,3 +/WE
	E 280 4-matic	170		05.05	10.09	- Sportpaket / - Sportpaket AMG ¹⁾	13.0470-7203.2	LD7203		ATE
	E 280 CDI 4-matic	140		05.05	10.09	- Sportpaket / - Sportpaket AMG ¹⁾	24.8190-0416.2	620416	1	Warnkontakt L=100mm
	E 320 4-matic	165		07.03	10.09		24.8190-0410.2	620410	1	Warnkontakt L=97,5mm
	E 320 CDI 4-matic	165		05.05	10.09	- Sportpaket / - Sportpaket AMG ¹⁾				
	E 350 4-matic	200		12.04	10.09	- Sportpaket / - Sportpaket AMG ¹⁾				
	E 280 4-matic	170	A 870950	05.05	10.09	+ Sportpaket / + Sportpaket AMG ²⁾	13.0460-7183.2	607183		21484 20,5 +/WE
	E 280 CDI 4-matic	140	A 870950	05.05	10.09	+ Sportpaket / + Sportpaket AMG ²⁾	24.8190-0416.2	620416	1	Warnkontakt L=100mm
	E 320 CDI 4-matic	165	A 870950	05.05	10.09	+ Sportpaket / + Sportpaket AMG ²⁾	24.8190-0410.2	620410	1	Warnkontakt L=97,5mm
	E 350 4-matic	200	A 870950	12.04	10.09	+ Sportpaket / + Sportpaket AMG ²⁾				
	E 500 4-matic	225	A 870950	10.03	10.09		13.0460-7183.2	607183		21484 20,5 +/WE
							24.8190-0425.2	620425		Warnkontakt L=98mm
	E 280 4-matic	170	A 870951	10.09	10.09	+ Sportpaket / + Sportpaket AMG ²⁾	13.0460-7220.2	607220		23922 21,0 +/WE
	E 280 CDI 4-matic	140	A 870951	10.09	10.09	+ Sportpaket / + Sportpaket AMG ²⁾	13.0470-7220.2	LD7220		ATE
	E 320 CDI 4-matic	165	A 870951	10.09	10.09	+ Sportpaket / + Sportpaket AMG ²⁾	24.8190-0416.2	620416	1	Warnkontakt L=100mm
	E 350 4-matic	200	A 870951	10.09	10.09	+ Sportpaket / + Sportpaket AMG ²⁾	24.8190-0410.2	620410	1	Warnkontakt L=97,5mm
	E 500 4-matic	225	A 870951	10.09	10.09		13.0460-7220.2	607220		23922 21,0 +/WE
	E 500 4-matic	285		04.06	10.09		24.8190-0425.2	620425		Warnkontakt L=98mm
	E 500	285		04.06	10.09		13.0460-4817.2	604817		23960 18,3 /WE
							24.8190-0420.2	620420		Warnkontakt L=119mm
	E 55 Kompressor AMG	350		07.03	10.09		13.0460-4997.2	604997		23944 17,5 +/WE
							24.8190-0416.2	620416		Warnkontakt L=100mm
							24.8190-0410.2	620410		Warnkontakt L=97,5mm
	E 63 AMG	378		03.06	10.09		13.0460-4839.2	604839		24455 16,8 /WE
							24.8190-0420.2	620420	1	Warnkontakt L=119mm
							24.0128-0176.1	428176		295 28,0 25,4 V L + B
	E 200 CDI	100		04.06	10.09	- Sportpaket / - Sportpaket AMG ¹⁾				
	E 200 Kompressor	120		03.03	10.09	- Sportpaket / - Sportpaket AMG ¹⁾				
	E 200 Kompressor	135		04.06	10.09	- Sportpaket / - Sportpaket AMG ¹⁾				
	E 220 CDI	125		03.03	10.09	- Sportpaket / - Sportpaket AMG ¹⁾				
	E 220 CDI	125		04.06	10.09	- Sportpaket / - Sportpaket AMG ¹⁾				
	E 240	130		03.03	10.09					
	E 270 CDI	120		03.03	10.09					
	E 270 CDI	130		03.03	10.09					
	E 280 CDI	140		03.05	10.09	- Sportpaket / - Sportpaket AMG ¹⁾				
	E 230	150		05.07	10.09	- Sportpaket / - Sportpaket AMG ¹⁾	24.0128-0142.1	428142		312 28,0 25,4 V L + B
	E 280	170		05.05	10.09	- Sportpaket / - Sportpaket AMG ¹⁾	24.0328-0142.1	528142		312 28,0 25,4 V L + B PD
	E 280 CDI	130		05.04	10.09					
	E 320	165		03.03	10.09					
	E 320 CDI	150		03.03	10.09					
	E 320 CDI	165		03.05	10.09					
	E 200 CDI	100		04.06	10.09	+ Sportpaket / + Sportpaket AMG ²⁾	24.0132-0153.1	432153		330 32,0 30,0 V L + S + B
	E 200 Kompressor	120		03.03	10.09	+ Sportpaket / + Sportpaket AMG ²⁾				
	E 200 Kompressor	135		04.06	10.09	+ Sportpaket / + Sportpaket AMG ²⁾				
	E 220 CDI	125		03.03	10.09	+ Sportpaket / + Sportpaket AMG ²⁾				
	E 220 CDI	125		04.06	10.09	+ Sportpaket / + Sportpaket AMG ²⁾				
	E 230	150		05.07	10.09	+ Sportpaket / + Sportpaket AMG ²⁾				
	E 280	170		05.05	10.09	+ Sportpaket / + Sportpaket AMG ²⁾				

¹⁾ - sport package/- sport package AMG / - pacchetto sportivo/- pacchetto sport.AMG / - version sport/- version sport AMG / - kit deportivo/- kit deportivo AMG
²⁾ + sports package/+ sports package AMG / + pacchetto sportivo/+ pacchetto sport.AMG / + version sport/+ version sport AMG / + kit deportivo/+ kit deportivo AMG





MERCEDES BENZ E-Klasse (S211) Kombi (03-09)

	E 280 CDI	140	03.05	10.09	+ Sportpaket / + Sportpaket AMG ¹⁾	24.0132-0153.1	432153		330 32,0 30,0 V L +S +B
	E 350	200	12.04	10.09	+ Sportpaket / + Sportpaket AMG ¹⁾				
	E 350 CGI	215	05.06	10.09	+ Sportpaket / + Sportpaket AMG ¹⁾				
	E 500	225	10.03	10.09	+ Sportpaket / + Sportpaket AMG ¹⁾				
	E 350	200	12.04	10.09	- Sportpaket / - Sportpaket AMG ²⁾	24.0132-0144.1	432144		330 32,0 29,4 V L +S +B
	E 350 CGI	215	05.06	10.09	- Sportpaket / - Sportpaket AMG ²⁾	24.0332-0144.1	532144		330 32,0 29,4 V L +S +B PD
	E 500	225	10.03	10.09	- Sportpaket / - Sportpaket AMG ²⁾				
	E 240 4-matic	130	07.03	10.09		24.0130-0179.1	430179		304 30,0 27,4 V L +B
	E 280 4-matic	170	05.05	10.09	- Sportpaket / - Sportpaket AMG ²⁾				
	E 280 CDI 4-matic	140	05.05	10.09	- Sportpaket / - Sportpaket AMG ²⁾				
E 320 4-matic	165	07.03	10.09						
E 320 CDI 4-matic	165	05.05	10.09	- Sportpaket / - Sportpaket AMG ²⁾					
E 350 4-matic	200	12.04	10.09	+ Sportpaket / + Sportpaket AMG ¹⁾					
E 500 4-matic	225	10.03	10.09	+ Sportpaket / + Sportpaket AMG ¹⁾					
E 500 4-matic	285	04.06	10.09	+ Sportpaket / + Sportpaket AMG ¹⁾					
E 280 4-matic	170	05.05	10.09	+ Sportpaket / + Sportpaket AMG ¹⁾	24.0132-0136.1	432136		330 32,0 30,0 V L +B	
E 280 CDI 4-matic	140	05.05	10.09	+ Sportpaket / + Sportpaket AMG ¹⁾					
E 320 CDI 4-matic	165	05.05	10.09	+ Sportpaket / + Sportpaket AMG ¹⁾					
E 350 4-matic	200	12.04	10.09	+ Sportpaket / + Sportpaket AMG ¹⁾					
E 500 4-matic	225	10.03	10.09	+ Sportpaket / + Sportpaket AMG ¹⁾					
E 500 4-matic	285	04.06	10.09	+ Sportpaket / + Sportpaket AMG ¹⁾					
E 500 4-matic	225	10.03	10.09	- Sportpaket / - Sportpaket AMG ²⁾	24.0132-0154.1	432154		330 32,0 29,4 V L +B	
E 500 4-matic	285	04.06	10.09	- Sportpaket / - Sportpaket AMG ²⁾					
E 500	285	04.06	10.09		24.0132-0139.1	432139		350 32,0 29,4 V L +S +B	
E 55 Kompressor AMG	350	07.03	10.09		24.0132-0138.1	432138		350 32,0 30,0 V L +S +B	
E 55 Kompressor AMG	350	07.03	10.09		24.0136-0102.1	436102		360 36,0 34,0 V L +B	
	E 200 CDI	100	04.06	10.09		13.0460-7171.2	607171		23334 16,7 +/WE ATE
	E 200 Kompressor	120	03.03	10.09		13.0470-7171.2	LD7171		23334 16,7 +/WE ATE
	E 200 Kompressor	135	04.06	10.09		24.8190-0410.2	620410	1	Warnkontakt L=97,5mm
	E 220 CDI	125	03.03	10.09					
	E 220 CDI	125	04.06	10.09					
	E 230	150	05.07	10.09					
	E 240	130	03.03	10.09					
	E 240 4-matic	130	07.03	10.09					
	E 270 CDI	120	03.03	10.09					
	E 270 CDI	130	03.03	10.09					
	E 280	170	05.05	10.09					
	E 280 4-matic	170	05.05	10.09					
	E 280 CDI	130	05.04	10.09					
	E 280 CDI	140	03.05	10.09					
	E 280 CDI 4-matic	140	05.05	10.09					
	E 320	165	03.03	10.09					
	E 320 4-matic	165	07.03	10.09					
	E 320 CDI	150	03.03	10.09					
	E 320 CDI	165	03.05	10.09					
	E 320 CDI 4-matic	165	05.05	10.09					
	E 350	200	12.04	10.09					
	E 350 4-matic	200	12.04	10.09					
	E 350 CGI	215	05.06	10.09					
	E 500	225	10.03	10.09					
	E 500	285	04.06	10.09					
E 500 4-matic	225	10.03	10.09						
E 500 4-matic	285	04.06	10.09						
E 55 Kompressor AMG	350	07.03	10.09		13.0460-4998.2	604998		23478 16,5 /WE BRE	
E 55 Kompressor AMG	350	07.03	10.09		24.8190-0410.2	620410	1	Warnkontakt L=97,5mm	
E 63 AMG	378	03.06	10.09		24.8190-0420.2	620420	1	Warnkontakt L=119mm	
	E 200 CDI	100	04.06	10.09	- Taxi / - Sportpaket / - Sportpaket AMG ³⁾	24.0110-0278.1	410278		300 10,0 8,3 +S +B
	E 200 Kompressor	120	03.03	10.09	- Taxi / - Sportpaket / - Sportpaket AMG ³⁾				
	E 200 Kompressor	135	04.06	10.09	- Taxi / - Sportpaket / - Sportpaket AMG ³⁾				
	E 220 CDI	125	03.03	10.09	- Taxi / - Sportpaket / - Sportpaket AMG ³⁾				
	E 220 CDI	125	04.06	10.09	- Taxi / - Sportpaket / - Sportpaket AMG ³⁾				
	E 240	130	03.03	10.09	- Taxi				
	E 240 4-matic	130	07.03	10.09					
	E 200 CDI	100	04.06	10.09	- Taxi / + Sportpaket / + Sportpaket AMG ⁴⁾	24.0122-0201.1	422201		300 22,0 19,4 V +S +B
	E 200 CDI	100	04.06	10.09	+ Taxi				
	E 200 Kompressor	120	03.03	10.09	- Taxi / + Sportpaket / + Sportpaket AMG ⁴⁾				
	E 200 Kompressor	120	03.03	10.09	+ Taxi				
	E 200 Kompressor	135	04.06	10.09	- Taxi / + Sportpaket / + Sportpaket AMG ⁴⁾				
	E 200 Kompressor	135	04.06	10.09	+ Taxi				
	E 220 CDI	125	03.03	10.09	- Taxi / + Sportpaket / + Sportpaket AMG ⁴⁾				
	E 220 CDI	125	03.03	10.09	+ Taxi				
E 220 CDI	125	04.06	10.09	- Taxi / + Sportpaket / + Sportpaket AMG ⁴⁾					
E 220 CDI	125	04.06	10.09	+ Taxi					
E 230	150	05.07	10.09						
E 240	130	03.03	10.09	+ Taxi					
E 270 CDI	120	03.03	10.09						
E 270 CDI	130	03.03	10.09						
E 280	170	05.05	10.09						
E 280 4-matic	170	05.05	10.09						
E 280 CDI	130	05.04	10.09						
E 280 CDI	140	03.05	10.09						
E 280 CDI 4-matic	140	05.05	10.09						
E 320	165	03.03	10.09						
E 320 4-matic	165	07.03	10.09						
E 320 CDI	150	03.03	10.09						
E 320 CDI	165	03.05	10.09						
E 320 CDI 4-matic	165	05.05	10.09						
E 350	200	12.04	10.09						



¹⁾ + sports package/+ sports package AMG / + pacchetto sportivo/+ pacchetto sport.AMG / + version sport/+ version sport AMG / + kit sportivo/+ kit sportivo AMG


²⁾ - sport package/- sport package AMG / - pacchetto sportivo/- pacchetto sport.AMG / - version sport/- version sport AMG / - kit sportivo/- kit sportivo AMG

³⁾ -Taxi/-sports pack./-sports pack.AMG / -Taxi/-pacch.sport./-pacch.sport.AMG / -Taxi/-vers.sport./-vers.sport.AMG / -Taxi/-kit deport./-kit deport.AMG

⁴⁾ -Taxi/+sports pack./+sports pack.AMG / -Taxi/+pacch.sport./+pacch.sport.AMG / -Taxi/+vers.sport./+vers.sport.AMG / -Taxi/+kit deport./+kit deport.AMG



MERCEDES BENZ E-Klasse (S211) Kombi (03-09)										
	E 350 4-matic	200		12.04	10.09	24.0122-0201.1	422201			300 22,0 19,4 V +S +B
	E 350 CGI	215		05.06	10.09					
	E 500	225		10.03	10.09					
	E 500 4-matic	225		10.03	10.09					
	E 500 4-matic	285		04.06	10.09					
E 500	285		04.06	10.09	24.0124-0236.1	424236			320 24,0 21,4 V L +S +B	
E 55 Kompressor AMG	350		07.03	10.09	24.0126-0136.1	426136			330 26,0 24,0 V L +B	
E 63 AMG	378		03.06	10.09						
	E 200 CDI	100		04.06	10.09	03.0137-4017.2	654017			180 x 25 /Zub
	E 200 Kompressor	120		03.03	10.09	03.0137-9297.2	669297			Bremsbacken-Zubehör
	E 200 Kompressor	135		04.06	10.09					
	E 220 CDI			03.03	10.09					
	E 220 CDI	125		04.06	10.09					
	E 230	150		05.07	10.09					
	E 240	130		03.03	10.09					
	E 240 4-matic	130		07.03	10.09					
	E 270 CDI	120		03.03	10.09					
	E 270 CDI	130		03.03	10.09					
	E 280	170		05.05	10.09					
	E 280 4-matic	170		05.05	10.09					
	E 280 CDI	130		05.04	10.09					
	E 280 CDI	140		03.05	10.09					
	E 280 CDI 4-matic	140		05.05	10.09					
	E 320	165		03.03	10.09					
	E 320 4-matic	165		07.03	10.09					
	E 320 CDI	150		03.03	10.09					
	E 320 CDI	165		03.05	10.09					
	E 320 CDI 4-matic	165		05.05	10.09					
	E 350	200		12.04	10.09					
	E 350 4-matic	200		12.04	10.09					
	E 350 CGI	215		05.06	10.09					
	E 500	225		10.03	10.09					
	E 500	285		04.06	10.09					
	E 500 4-matic	225		10.03	10.09					
	E 500 4-matic	285		04.06	10.09					
	E 55 Kompressor AMG	350		07.03	10.09					
	E 63 AMG	378		03.06	10.09					

MERCEDES BENZ E-Klasse (W212) Limousine (09-)										
	E 200	135		01.13	- Sportpaket / - Sportpaket AMG ¹⁾	13.0460-2732.2	602732			24306 20,3 /WE/Zub/S LUC
	E 200 CDI	100		03.09	- Sportpaket / - Sportpaket AMG ¹⁾	13.0470-2732.2	LD2732			24306 20,3 /WE/Zub/S LUC
	E 200 CGI	135		08.09	- Sportpaket / - Sportpaket AMG ¹⁾	24.8190-0410.2	620410	1		Warnkontakt L=97,5mm
	E 200 NGT	115		07.13	- Sportpaket / - Sportpaket AMG ¹⁾					
	E 200 NGT	120		03.09	- Sportpaket / - Sportpaket AMG ¹⁾					
	E 220 BlueTec	130		05.14	- Sportpaket / - Sportpaket AMG ¹⁾					
	E 220 CDI			03.09	- Sportpaket / - Sportpaket AMG ¹⁾					
	E 250			03.09	- Sportpaket / - Sportpaket AMG ¹⁾					
	E 250 CDI	150	A 001284	03.09	- Sportpaket / - Sportpaket AMG ¹⁾					
	E 200	135		01.13	+ Sportpaket / + Sportpaket AMG ²⁾	13.0460-2734.2	602734			24310 19,0 +/WE/S LUC
	E 200 CDI	100		03.09	+ Sportpaket / + Sportpaket AMG ²⁾	13.0470-2734.2	LD2734			24310 19,0 +/WE/S LUC
	E 200 CGI	135		08.09	+ Sportpaket / + Sportpaket AMG ²⁾	24.8190-0410.2	620410	1		Warnkontakt L=97,5mm
	E 200 NGT	115		07.13	+ Sportpaket / + Sportpaket AMG ²⁾					
E 200 NGT	120		03.09	+ Sportpaket / + Sportpaket AMG ²⁾						
E 220 BlueTec	130		05.14	+ Sportpaket / + Sportpaket AMG ²⁾						
E 220 BlueTec 4-matic	125		01.15							
E 220 CDI			03.09	+ Sportpaket / + Sportpaket AMG ²⁾						
E 250			03.09	+ Sportpaket / + Sportpaket AMG ²⁾						
E 250 CDI	150	A 001285		- Sportpaket / - Sportpaket AMG ¹⁾						
E 250 CDI	150		03.09	+ Sportpaket / + Sportpaket AMG ²⁾						
E 250 CDI 4-matic	150		03.09							
E 250 CGI	150		01.09							
E 300	170		03.09							
E 300 BE 4-matic	185		07.11							
E 300 BlueEfficiency	185		07.11							
E 300 BlueTec Hybrid	150		06.12							
E 300 CDI			04.11							
E 350	200		03.09							
E 350	225		09.11							
E 350 4-matic	200		03.09							
E 350 4-matic	225		09.11							
E 350 BlueTec	155		03.09							
E 350 BlueTec	185		01.13	- Sportpaket / - Sportpaket AMG ¹⁾						
E 350 BlueTec	190		05.14	- Sportpaket / - Sportpaket AMG ¹⁾						
E 350 BlueTec 4-matic	185		01.13	- Sportpaket / - Sportpaket AMG ¹⁾						
E 350 BT 4-matic	190		05.14	- Sportpaket / - Sportpaket AMG ¹⁾						
E 350 CDI	170		03.09							
E 350 CDI	195		03.11							
E 350 CDI	195		09.14							
E 350 CDI 4-matic	170		03.09							
E 350 CDI 4-matic	195		03.11							
E 350 CGI	215		03.09							
E 400 Hybrid			06.12	- Sportpaket / - Sportpaket AMG ¹⁾	13.0460-2734.2	602734			24310 19,0 +/WE/S LUC	
					24.8190-0410.2	620410	1		Warnkontakt L=97,5mm	
E 350 BlueTec	185		01.13	+ Sportpaket / + Sportpaket AMG ²⁾	13.0460-4863.2	604863			24976 17,5 /WE BRE	
E 350 BlueTec	190		05.14	+ Sportpaket / + Sportpaket AMG ²⁾	24.8190-0410.2	620410	1		Warnkontakt L=97,5mm	
E 350 BlueTec 4-matic	185		01.13	+ Sportpaket / + Sportpaket AMG ²⁾						

¹⁾ - sport package/- sport package AMG / - pacchetto sportivo/- pacchetto sport.AMG / - version sport/- version sport AMG / - kit deportivo/- kit deportivo AMG
²⁾ + sports package/+ sports package AMG / + pacchetto sportivo/+ pacchetto sport.AMG / + version sport/+ version sport AMG / + kit deportivo/+ kit deportivo AMG





MERCEDES BENZ E-Klasse (W212) Limousine (09-)

	E 350 BT 4-matic	190		05.14	+ Sportpaket / + Sportpaket AMG ¹⁾	13.0460-4863.2	604863	1		24976 17,5 /WE Warnkontakt L=97,5mm	BRE
	E 400	245		01.13		24.8190-0410.2	620410				
	E 400 4-matic	245		01.13							
	E 400 4-matic	245		07.14							
	E 400 Hybrid			06.12	+ Sportpaket / + Sportpaket AMG ¹⁾						
	E 500	285		03.09							
	E 500 4-matic	285		03.09							
	E 400	245		07.14		24.8190-0410.2	620410				
	E 500	300		09.11		24.8190-0410.2	620410				
	E 500 4-matic	300		09.11							
	E 63 AMG	386		03.09		13.0460-4839.2	604839	1	- Keramikbremse ²⁾	24455 16,8 /WE Warnkontakt L=119mm	BRE
	E 63 AMG	386		02.11		24.8190-0420.2	620420				
	E 63 AMG	410		02.11							
	E 63 AMG 4-matic	410		02.11							
	E 63 AMG S	430		04.13							
	E 63 AMG S 4-matic	430		04.13							
	E 63 AMG	386		02.11		24.8190-0420.2	620420				
	E 63 AMG	410		02.11							
	E 63 AMG 4-matic	410		02.11							
	E 63 AMG S	430		04.13							
	E 200	135		01.13	- Sportpaket / - Sportpaket AMG ³⁾	24.0128-0155.1	428155			295 28,0 25,4 V L +S +B	
	E 200 CDI	100		03.09	- Sportpaket / - Sportpaket AMG ³⁾						
	E 200 CGI	135		08.09	- Sportpaket / - Sportpaket AMG ³⁾						
	E 200 NGT	115		07.13	- Sportpaket / - Sportpaket AMG ³⁾						
	E 200 NGT	120		03.09	- Sportpaket / - Sportpaket AMG ³⁾						
	E 220 BlueTec	130		05.14	- Sportpaket / - Sportpaket AMG ³⁾						
	E 220 CDI			03.09	- Sportpaket / - Sportpaket AMG ³⁾						
	E 250			03.09	- Sportpaket / - Sportpaket AMG ³⁾						
	E 250 CDI	150	A 001284	03.09	- Sportpaket / - Sportpaket AMG ³⁾						
	E 200	135		01.13	+ Sportpaket / + Sportpaket AMG ¹⁾	24.0132-0100.1	432100				
E 200 CDI	100		03.09	+ Sportpaket / + Sportpaket AMG ¹⁾							
E 200 CGI	135		08.09	+ Sportpaket / + Sportpaket AMG ¹⁾							
E 200 NGT	115		07.13	+ Sportpaket / + Sportpaket AMG ¹⁾							
E 200 NGT	120		03.09	+ Sportpaket / + Sportpaket AMG ¹⁾							
E 220 BlueTec	130		05.14	+ Sportpaket / + Sportpaket AMG ¹⁾							
E 220 BlueTec 4-matic	125		01.15	+ Sportpaket / + Sportpaket AMG ¹⁾							
E 220 CDI			03.09	+ Sportpaket / + Sportpaket AMG ¹⁾							
E 250			03.09	+ Sportpaket / + Sportpaket AMG ¹⁾							
E 250 CDI	150		03.09	+ Sportpaket / + Sportpaket AMG ¹⁾							
E 250 CDI 4-matic	150		03.09	+ Sportpaket / + Sportpaket AMG ¹⁾							
E 250 CGI	150		01.09	+ Sportpaket / + Sportpaket AMG ¹⁾							
E 300	170		03.09	+ Sportpaket / + Sportpaket AMG ¹⁾							
E 300 BE 4-matic	185		07.11	+ Sportpaket / + Sportpaket AMG ¹⁾							
E 300 BlueEfficiency	185		07.11	+ Sportpaket / + Sportpaket AMG ¹⁾							
E 300 BlueTec Hybrid	150		06.12	+ Sportpaket / + Sportpaket AMG ¹⁾							
E 300 CDI			04.11	+ Sportpaket / + Sportpaket AMG ¹⁾							
E 350	200		03.09	+ Sportpaket / + Sportpaket AMG ¹⁾							
E 350	225		09.11	+ Sportpaket / + Sportpaket AMG ¹⁾							
E 350 4-matic	200		03.09	+ Sportpaket / + Sportpaket AMG ¹⁾							
E 350 4-matic	225		09.11	+ Sportpaket / + Sportpaket AMG ¹⁾							
E 350 Bluetec	155		03.09	+ Sportpaket / + Sportpaket AMG ¹⁾							
E 350 CDI	170		03.09	+ Sportpaket / + Sportpaket AMG ¹⁾							
E 350 CDI	195		03.11	+ Sportpaket / + Sportpaket AMG ¹⁾							
E 350 CDI	195		09.14	+ Sportpaket / + Sportpaket AMG ¹⁾							
E 350 CDI 4-matic	170		03.09	+ Sportpaket / + Sportpaket AMG ¹⁾							
E 350 CDI 4-matic	195		03.11	+ Sportpaket / + Sportpaket AMG ¹⁾							
E 350 CGI	215		03.09	+ Sportpaket / + Sportpaket AMG ¹⁾							
E 220 BlueTec 4-matic	125		01.15	- Sportpaket / - Sportpaket AMG ³⁾	24.0132-0101.1	432101					
E 250 CDI	150	A 001285		- Sportpaket / - Sportpaket AMG ³⁾	24.0332-0101.1	532101					
E 250 CDI 4-matic	150		03.09	- Sportpaket / - Sportpaket AMG ³⁾							
E 250 CGI	150		01.09	- Sportpaket / - Sportpaket AMG ³⁾							
E 300	170		03.09	- Sportpaket / - Sportpaket AMG ³⁾							
E 300 BE 4-matic	185		07.11	- Sportpaket / - Sportpaket AMG ³⁾							
E 300 BlueEfficiency	185		07.11	- Sportpaket / - Sportpaket AMG ³⁾							
E 300 BlueTec Hybrid	150		06.12	- Sportpaket / - Sportpaket AMG ³⁾							
E 300 CDI			04.11	- Sportpaket / - Sportpaket AMG ³⁾							
E 350	200		03.09	- Sportpaket / - Sportpaket AMG ³⁾							
E 350	225		09.11	- Sportpaket / - Sportpaket AMG ³⁾							
E 350 4-matic	200		03.09	- Sportpaket / - Sportpaket AMG ³⁾							
E 350 4-matic	225		09.11	- Sportpaket / - Sportpaket AMG ³⁾							
E 350 Bluetec	155		03.09	- Sportpaket / - Sportpaket AMG ³⁾							
E 350 BlueTec	185		01.13	- Sportpaket / - Sportpaket AMG ³⁾							
E 350 BlueTec	190		05.14	- Sportpaket / - Sportpaket AMG ³⁾							
E 350 BlueTec 4-matic	185		01.13	- Sportpaket / - Sportpaket AMG ³⁾							
E 350 BT 4-matic	190		05.14	- Sportpaket / - Sportpaket AMG ³⁾							
E 350 CDI	170		03.09	- Sportpaket / - Sportpaket AMG ³⁾							
E 350 CDI	195		03.11	- Sportpaket / - Sportpaket AMG ³⁾							
E 350 CDI	195		09.14	- Sportpaket / - Sportpaket AMG ³⁾							
E 350 CDI 4-matic	170		03.09	- Sportpaket / - Sportpaket AMG ³⁾							
E 350 CDI 4-matic	195		03.11	- Sportpaket / - Sportpaket AMG ³⁾							
E 350 CGI	215		03.09	- Sportpaket / - Sportpaket AMG ³⁾							
E 400 Hybrid			06.12	- Sportpaket / - Sportpaket AMG ³⁾							
E 500	300		09.11		24.0136-0108.1	436108					
E 500 4-matic	300		09.11								
	E 200	135		01.13		13.0460-7259.2	607259	1		24862 16,7 +/WE 24862 16,7 +/WE Warnkontakt L=97,5mm	ATE ATE
	E 200 CDI	100		03.09		13.0470-7259.2	LD7259				
	E 200 CGI	135		08.09		24.8190-0410.2	620410				
	E 200 NGT	115		07.13							
	E 200 NGT	120		03.09							
				03.09							

¹⁾ + sports package/+ sports package AMG / + pacchetto sportivo/+ pacchetto sport.AMG / + version sport/+ version sport AMG / + kit deportivo/+ kit deportivo AMG

²⁾ - ceramic brake / - freno in ceramica / - frein de céramique / - freno de cerámica

³⁾ - sport package/- sport package AMG / - pacchetto sportivo/- pacchetto sport.AMG / - version sport/- version sport AMG / - kit deportivo/- kit deportivo AMG





MERCEDES BENZ E-Klasse (W212) Limousine (09-)

	E 200	135	01.13		03.0137-4007.2	654007		180 x 25 /Zub
	E 200 CDI	100	03.09					
	E 200 CGI	135	08.09					
	E 200 NGT	115	07.13					
	E 200 NGT	120	03.09					
	E 220 BlueTec	130	05.14					
	E 220 BlueTec 4-matic	125	01.15					
	E 220 CDI		03.09					
	E 250		03.09					
	E 250 CDI	150	03.09					
	E 250 CDI 4-matic	150	03.09					
	E 250 CGI	150	01.09					
	E 300	170	03.09					
	E 300 BE 4-matic	185	07.11					
	E 300 BlueEfficiency	185	07.11					
	E 300 BlueTec Hybrid	150	06.12					
	E 300 CDI		04.11					
	E 350	200	03.09					
	E 350	225	09.11					
	E 350 4-matic	200	03.09					
	E 350 4-matic	225	09.11					
	E 350 Bluetec	155	03.09					
	E 350 BlueTec	185	01.13					
	E 350 BlueTec	190	05.14					
	E 350 BlueTec 4-matic	185	01.13					
	E 350 BT 4-matic	190	05.14					
	E 350 CDI	170	03.09					
	E 350 CDI	195	03.11					
	E 350 CDI	195	09.14					
	E 350 CDI 4-matic	170	03.09					
	E 350 CDI 4-matic	195	03.11					
	E 350 CGI	215	03.09					
	E 400	245	01.13					
	E 400	245	07.14					
	E 400 4-matic	245	01.13					
	E 400 4-matic	245	07.14					
	E 400 Hybrid		06.12					
	E 500	285	03.09					
	E 500	300	09.11					
	E 500 4-matic	285	03.09					
	E 500 4-matic	300	09.11					
	E 63 AMG	386	03.09					
	E 63 AMG	386	02.11					
	E 63 AMG	410	02.11					
	E 63 AMG 4-matic	410	02.11					
	E 63 AMG S	430	04.13					
	E 63 AMG S 4-matic	430	04.13					

MERCEDES BENZ E-Klasse (S212) Kombi (09-)

	E 200	135	03.13	- Sportpaket / - Sportpaket AMG ¹⁾	13.0460-2732.2	602732		24306 20,3 /WE/Zub/S LUC
	E 200 CDI	100	11.09	- Sportpaket / - Sportpaket AMG ¹⁾	13.0470-2732.2	LD2732		24306 20,3 /WE/Zub/S LUC
	E 200 CGI	135	11.09	- Sportpaket / - Sportpaket AMG ¹⁾	24.8190-0410.2	620410	1	Warnkontakt L=97,5mm
	E 220 CDI	125	11.09	- Sportpaket / - Sportpaket AMG ¹⁾				
	E 200	135	03.13	+ Sportpaket / + Sportpaket AMG ²⁾	13.0460-2734.2	602734		24310 19,0 +/WE/S LUC
	E 200 CDI	100	11.09	+ Sportpaket / + Sportpaket AMG ²⁾	13.0470-2734.2	LD2734		24310 19,0 +/WE/S LUC
	E 200 CGI	135	11.09	+ Sportpaket / + Sportpaket AMG ²⁾	24.8190-0410.2	620410	1	Warnkontakt L=97,5mm
	E 220 BlueTec 4-matic	125	12.14					
	E 220 CDI	125	11.09	+ Sportpaket / + Sportpaket AMG ²⁾				
	E 250	155	03.13					
	E 250 CDI	150	11.09					
	E 250 CDI 4-matic	150	07.10					
	E 250 CGI	150	11.09					
	E 300	170	11.09					
	E 300	185	07.11					
	E 300 4-matic	185	07.11					
	E 300 BlueTec Hybrid	150	06.12					
	E 300 CDI	150	03.11					
	E 300 CDI	170	11.09					
	E 350	200	11.09					
	E 350	225	09.11					
	E 350 4-matic	200	11.09					
	E 350 4-matic	225	09.11					
	E 350 BlueTec	155	11.09					
	E 350 BlueTec	185	01.13	- Sportpaket / - Sportpaket AMG ¹⁾				
	E 350 BlueTec	190	07.14	- Sportpaket / - Sportpaket AMG ¹⁾				
	E 350 BlueTec 4-matic	185	01.13	- Sportpaket / - Sportpaket AMG ¹⁾				
	E 350 BlueTec 4-matic	190	07.14	- Sportpaket / - Sportpaket AMG ¹⁾				
	E 350 CDI	170	11.09					
	E 350 CDI	195	07.11					
	E 350 CDI 4-matic	170	11.09					
	E 350 CDI 4-matic	195	07.11					
	E 350 CGI	215	11.09					
	E 350 BlueTec	185	01.13	+ Sportpaket / + Sportpaket AMG ²⁾	13.0460-4863.2	604863		24976 17,5 /WE BRE
	E 350 BlueTec	190	07.14	+ Sportpaket / + Sportpaket AMG ²⁾	24.8190-0410.2	620410	2	Warnkontakt L=97,5mm
	E 350 BlueTec 4-matic	185	01.13	+ Sportpaket / + Sportpaket AMG ²⁾				
	E 350 BlueTec 4-matic	190	07.14	+ Sportpaket / + Sportpaket AMG ²⁾				
	E 400	245	01.13					

¹⁾ - sport package/- sport package AMG / - pacchetto sportivo/- pacchetto sport.AMG / - version sport/- version sport AMG / - kit deportivo/- kit deportivo AMG
²⁾ + sports package/+ sports package AMG / + pacchetto sportivo/+ pacchetto sport.AMG / + version sport/+ version sport AMG / + kit deportivo/+ kit deportivo AMG











MERCEDES BENZ E-Klasse (S212) Kombi (09-)

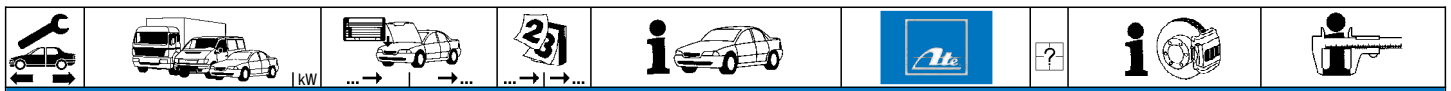
	E 400 4-matic	245	01.13		13.0460-4863.2	604863		2	24976 17,5 /WE Warnkontakt L=97,5mm	BRE
	E 400 4-matic	245	07.14		24.8190-0410.2	620410				
	E 500	285	11.09							
	E 400	245	07.14		24.8190-0410.2	620410				
	E 500	300	09.11		24.8190-0410.2	620410				
	E 500 4-matic	300	09.11							
	E 63 AMG	386	11.09		24.8190-0420.2	620420				
	E 63 AMG	386	02.11		24.8190-0420.2	620420	2 - Keramikbremse ¹⁾			
	E 63 AMG	410	02.11							
	E 63 AMG 4-matic	410	02.11							
E 63 AMG S	430	04.13								
E 63 AMG S 4-matic	430	04.13								
	E 200	135	03.13	- Sportpaket / - Sportpaket AMG ²⁾	24.0128-0155.1	428155			295 28,0 25,4 V L +S +B	
	E 200 CDI	100	11.09	- Sportpaket / - Sportpaket AMG ²⁾						
	E 200 CGI	135	11.09	- Sportpaket / - Sportpaket AMG ²⁾						
	E 220 CDI	125	11.09	- Sportpaket / - Sportpaket AMG ²⁾						
	E 200	135	03.13	+ Sportpaket / + Sportpaket AMG ³⁾	24.0132-0100.1	432100				
	E 200 CDI	100	11.09	+ Sportpaket / + Sportpaket AMG ³⁾						
	E 200 CGI	135	11.09	+ Sportpaket / + Sportpaket AMG ³⁾						
	E 220 BlueTec 4-matic	125	12.14	+ Sportpaket / + Sportpaket AMG ³⁾						
	E 220 CDI	125	11.09	+ Sportpaket / + Sportpaket AMG ³⁾						
	E 250	155	03.13	+ Sportpaket / + Sportpaket AMG ³⁾						
	E 250 CDI	150	11.09	+ Sportpaket / + Sportpaket AMG ³⁾						
	E 250 CDI 4-matic	150	07.10	+ Sportpaket / + Sportpaket AMG ³⁾						
	E 250 CGI	150	11.09	+ Sportpaket / + Sportpaket AMG ³⁾						
	E 300	170	11.09	+ Sportpaket / + Sportpaket AMG ³⁾						
	E 300	185	07.11	+ Sportpaket / + Sportpaket AMG ³⁾						
	E 300 4-matic	185	07.11	+ Sportpaket / + Sportpaket AMG ³⁾						
	E 300 BlueTec Hybrid	150	06.12	+ Sportpaket / + Sportpaket AMG ³⁾						
	E 300 CDI	150	03.11	+ Sportpaket / + Sportpaket AMG ³⁾						
	E 300 CDI	170	11.09	+ Sportpaket / + Sportpaket AMG ³⁾						
	E 350	200	11.09	+ Sportpaket / + Sportpaket AMG ³⁾						
	E 350	225	09.11	+ Sportpaket / + Sportpaket AMG ³⁾						
	E 350 4-matic	200	11.09	+ Sportpaket / + Sportpaket AMG ³⁾						
	E 350 4-matic	225	09.11	+ Sportpaket / + Sportpaket AMG ³⁾						
	E 350 BlueTec	155	11.09	+ Sportpaket / + Sportpaket AMG ³⁾						
	E 350 CDI	170	11.09	+ Sportpaket / + Sportpaket AMG ³⁾						
	E 350 CDI	195	07.11	+ Sportpaket / + Sportpaket AMG ³⁾						
	E 350 CDI 4-matic	170	11.09	+ Sportpaket / + Sportpaket AMG ³⁾						
	E 350 CDI 4-matic	195	07.11	+ Sportpaket / + Sportpaket AMG ³⁾						
	E 350 CGI	215	11.09	+ Sportpaket / + Sportpaket AMG ³⁾						
	E 220 BlueTec 4-matic	125	12.14	- Sportpaket / - Sportpaket AMG ²⁾	24.0132-0101.1	432101				
	E 250	155	03.13	- Sportpaket / - Sportpaket AMG ²⁾	24.0332-0101.1	532101				
	E 250 CDI	150	11.09	- Sportpaket / - Sportpaket AMG ²⁾						
	E 250 CDI 4-matic	150	07.10	- Sportpaket / - Sportpaket AMG ²⁾						
	E 250 CGI	150	11.09	- Sportpaket / - Sportpaket AMG ²⁾						
	E 300	170	11.09	- Sportpaket / - Sportpaket AMG ²⁾						
E 300	185	07.11	- Sportpaket / - Sportpaket AMG ²⁾							
E 300 4-matic	185	07.11	- Sportpaket / - Sportpaket AMG ²⁾							
E 300 BlueTec Hybrid	150	06.12	- Sportpaket / - Sportpaket AMG ²⁾							
E 300 CDI	150	03.11	- Sportpaket / - Sportpaket AMG ²⁾							
E 300 CDI	170	11.09	- Sportpaket / - Sportpaket AMG ²⁾							
E 350	200	11.09	- Sportpaket / - Sportpaket AMG ²⁾							
E 350	225	09.11	- Sportpaket / - Sportpaket AMG ²⁾							
E 350 4-matic	200	11.09	- Sportpaket / - Sportpaket AMG ²⁾							
E 350 4-matic	225	09.11	- Sportpaket / - Sportpaket AMG ²⁾							
E 350 BlueTec	155	11.09	- Sportpaket / - Sportpaket AMG ²⁾							
E 350 BlueTec	185	01.13	- Sportpaket / - Sportpaket AMG ²⁾							
E 350 BlueTec	190	07.14	- Sportpaket / - Sportpaket AMG ²⁾							
E 350 BlueTec 4-matic	185	01.13	- Sportpaket / - Sportpaket AMG ²⁾							
E 350 BlueTec 4-matic	190	07.14	- Sportpaket / - Sportpaket AMG ²⁾							
E 350 CDI	170	11.09	- Sportpaket / - Sportpaket AMG ²⁾							
E 350 CDI	195	07.11	- Sportpaket / - Sportpaket AMG ²⁾							
E 350 CDI 4-matic	170	11.09	- Sportpaket / - Sportpaket AMG ²⁾							
E 350 CDI 4-matic	195	07.11	- Sportpaket / - Sportpaket AMG ²⁾							
E 350 CGI	215	11.09	- Sportpaket / - Sportpaket AMG ²⁾							
E 500	300	09.11		24.0136-0108.1	436108					
E 500 4-matic	300	09.11								
	E 200	135	03.13		13.0460-7259.2	607259		1	24862 16,7 +/WE 24862 16,7 +/WE Warnkontakt L=97,5mm	ATE ATE
	E 200 CDI	100	11.09		13.0470-7259.2	LD7259				
	E 200 CGI	135	11.09		24.8190-0410.2	620410				
	E 220 BlueTec 4-matic	125	12.14							
	E 220 CDI	125	11.09							
	E 250	155	03.13							
	E 250 CDI	150	11.09							
	E 250 CDI 4-matic	150	07.10							
	E 250 CGI	150	11.09							
	E 300	170	11.09							
	E 300	185	07.11							
	E 300 4-matic	185	07.11							
	E 300 BlueTec Hybrid	150	06.12							
	E 300 CDI	150	03.11							
	E 300 CDI	170	11.09							
	E 350	200	11.09							
	E 350	225	09.11							
E 350 4-matic	200	11.09								

¹⁾ - ceramic brake / - freno in ceramica / - frein de céramique / - freno de cerámica

²⁾ - sport package/- sport package AMG / - pacchetto sportivo/- pacchetto sport.AMG / - version sport/- version sport AMG / - kit deportivo/- kit deportivo AMG

³⁾ + sports package/+ sports package AMG / + pacchetto sportivo/+ pacchetto sport.AMG / + version sport/+ version sport AMG / + kit deportivo/+ kit deportivo AMG

MERCEDES BENZ E-Klasse (S212) Kombi (09-)										
	E 350 4-matic	225	09.11	13.0460-7259.2	607259					
	E 350 BlueTec	155	11.09	13.0470-7259.2	LD7259					24862 16,7 +/WE ATE
	E 350 BlueTec	185	01.13	24.8190-0410.2	620410	1				24862 16,7 +/WE ATE
	E 350 BlueTec	190	07.14							Warnkontakt L=97,5mm
	E 350 BlueTec 4-matic	185	01.13							
	E 350 BlueTec 4-matic	190	07.14							
	E 350 CDI	170	11.09							
	E 350 CDI	195	07.11							
	E 350 CDI 4-matic	170	11.09							
	E 350 CDI 4-matic	195	07.11							
	E 350 CGI	215	11.09							
	E 400	245	01.13							
	E 400	245	07.14							
	E 400 4-matic	245	01.13							
	E 400 4-matic	245	07.14							
E 500	285	11.09								
E 500	300	09.11								
E 500 4-matic	300	09.11								
E 63 AMG	386	11.09	24.8190-0420.2	620420	1				Warnkontakt L=119mm	
E 63 AMG	386	02.11	24.8190-0420.2	620420	1				Warnkontakt L=119mm	
E 63 AMG	410	02.11								
E 63 AMG 4-matic	410	02.11								
E 63 AMG S	430	04.13								
E 63 AMG S 4-matic	430	04.13								
	E 200	135	03.13	24.0110-0278.1	410278					300 10,0 8,3 +S +B
	E 200 CDI	100	11.09							
	E 200 CGI	135	11.09							
	E 220 BlueTec 4-matic	125	12.14							
	E 220 CDI	125	11.09							
	E 250	155	03.13							
	E 250 CDI	150	11.09							
	E 250 CDI 4-matic	150	07.10							
	E 250 CGI	150	11.09							
	E 300	170	11.09	24.0122-0201.1	422201					300 22,0 19,4 V +S +B
	E 300	185	07.11							
	E 300 4-matic	185	07.11							
	E 300 BlueTec Hybrid	150	06.12							
	E 300 CDI	150	03.11							
	E 300 CDI	170	11.09							
E 350	200	11.09								
E 350	225	09.11								
E 350 4-matic	200	11.09								
E 350 4-matic	225	09.11								
E 350 BlueTec	155	11.09								
E 350 BlueTec	185	01.13								
E 350 BlueTec	190	07.14								
E 350 BlueTec 4-matic	185	01.13								
E 350 BlueTec 4-matic	190	07.14								
E 350 CDI	170	11.09								
E 350 CDI	195	07.11								
E 350 CDI 4-matic	170	11.09								
E 350 CDI 4-matic	195	07.11								
E 350 CGI	215	11.09								
E 400	245	01.13								
E 400	245	07.14								
E 400 4-matic	245	01.13								
E 400 4-matic	245	07.14								
E 500	285	11.09	24.0124-0236.1	424236						320 24,0 21,4 V L +S +B
E 500	300	09.11								
E 500 4-matic	300	09.11								
	E 200	135	03.13	03.0137-4007.2	654007					180 x 25 /Zub
	E 200 CDI	100	11.09							
	E 200 CGI	135	11.09							
	E 220 BlueTec 4-matic	125	12.14							
	E 220 CDI	125	11.09							
	E 250	155	03.13							
	E 250 CDI	150	11.09							
	E 250 CDI 4-matic	150	07.10							
	E 250 CGI	150	11.09							
	E 300	170	11.09							
	E 300	185	07.11							
	E 300 4-matic	185	07.11							
	E 300 BlueTec Hybrid	150	06.12							
	E 300 CDI	150	03.11							
	E 300 CDI	170	11.09							
	E 350	200	11.09							
	E 350	225	09.11							
	E 350 4-matic	200	11.09							
	E 350 4-matic	225	09.11							
	E 350 BlueTec	155	11.09							
	E 350 BlueTec	185	01.13							
	E 350 BlueTec	190	07.14							
	E 350 BlueTec 4-matic	185	01.13							
	E 350 BlueTec 4-matic	190	07.14							
	E 350 CDI	170	11.09							
E 350 CDI	195	07.11								



MERCEDES BENZ E-Klasse (S212) Kombi (09-)

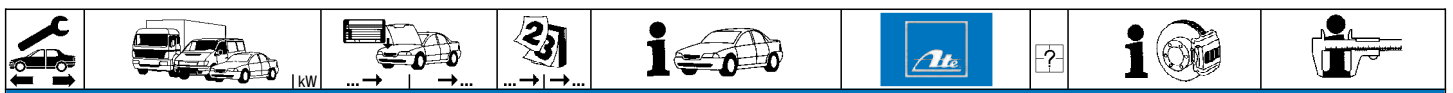
	E 350 CDI 4-matic	170	11.09		03.0137-4007.2	654007		180 x 25 /Zub
	E 350 CDI 4-matic	195	07.11					
	E 350 CGI	215	11.09					
	E 400	245	01.13					
	E 400	245	07.14					
	E 400 4-matic	245	01.13					
	E 400 4-matic	245	07.14					
	E 500	285	11.09					
	E 500	300	09.11					
	E 500 4-matic	300	09.11					
	E 63 AMG	386	11.09					
	E 63 AMG	386	02.11					
	E 63 AMG	410	02.11					
	E 63 AMG 4-matic	410	02.11					
	E 63 AMG S	430	04.13					
	E 63 AMG S 4-matic	430	04.13					

MERCEDES BENZ E-Klasse (C207) Coupe (09-)

	E 200	135	03.13	- Sportpaket / - Sportpaket AMG ¹⁾	13.0460-2732.2	602732		24306 20,3 /WE/Zub/S LUC
	E 200 CGI	135	09.09	- Sportpaket / - Sportpaket AMG ¹⁾	13.0470-2732.2	LD2732		24306 20,3 /WE/Zub/S LUC
	E 220 BlueTec	130	05.14	- Sportpaket / - Sportpaket AMG ¹⁾	24.8190-0410.2	620410	1	Warnkontakt L=97,5mm
	E 220 CDI	120	07.14	- Sportpaket / - Sportpaket AMG ¹⁾				
	E 220 CDI	125	05.09	- Sportpaket / - Sportpaket AMG ¹⁾				
	E 250 CGI	150	05.09	- Sportpaket / - Sportpaket AMG ¹⁾				
	E 200	135	03.13	+ Sportpaket / + Sportpaket AMG ²⁾	13.0460-2734.2	602734		24310 19,0 +/WE/S LUC
	E 200 CGI	135	09.09	+ Sportpaket / + Sportpaket AMG ²⁾	13.0470-2734.2	LD2734		24310 19,0 + /WE/S LUC
	E 220 BlueTec	130	05.14	+ Sportpaket / + Sportpaket AMG ²⁾	24.8190-0410.2	620410	1	Warnkontakt L=97,5mm
	E 220 CDI	120	07.14	+ Sportpaket / + Sportpaket AMG ²⁾				
	E 220 CDI	125	05.09	+ Sportpaket / + Sportpaket AMG ²⁾				
	E 250	155	03.13					
	E 250 CDI	150	05.09					
	E 250 CGI	150	05.09	+ Sportpaket / + Sportpaket AMG ²⁾				
	E 300 CGI	185	04.11					
	E 320	200	07.14					
	E 350	225	09.09					
	E 350 4-matic BE	225	02.13					
	E 350 BlueTec	185	01.13					
	E 350 BlueTec	190	05.14					
	E 350 CDI	170	05.09					
	E 350 CDI	195	04.11					
	E 350 CGI	215	05.09					
	E 400	245	03.13		13.0460-2734.2	602734		24310 19,0 +/WE/S LUC
	E 400	245	07.14		24.8190-0410.2	620410	1	Warnkontakt L=97,5mm
	E 500	285	05.09					
	E 500	300	06.13					
	E 550 CGI	300	09.11		24.8190-0410.2	620410	1	Warnkontakt L=97,5mm
	E 200	135	03.13	- Sportpaket / - Sportpaket AMG ¹⁾	24.0132-0101.1	432101		322 32,0 29,4 V L +S +B
	E 250	155	03.13	- Sportpaket / - Sportpaket AMG ¹⁾	24.0332-0101.1	532101		322 32,0 29,4 V L +S +B PD
	E 250 CDI	150	05.09	- Sportpaket / - Sportpaket AMG ¹⁾				
	E 300 CGI	185	04.11	- Sportpaket / - Sportpaket AMG ¹⁾				
	E 350	225	09.09	- Sportpaket / - Sportpaket AMG ¹⁾				
	E 350 4-matic BE	225	02.13	- Sportpaket / - Sportpaket AMG ¹⁾				
	E 350 BlueTec	185	01.13	- Sportpaket / - Sportpaket AMG ¹⁾				
	E 350 BlueTec	190	05.14	- Sportpaket / - Sportpaket AMG ¹⁾				
	E 350 CDI	170	05.09	- Sportpaket / - Sportpaket AMG ¹⁾				
	E 350 CDI	195	04.11	- Sportpaket / - Sportpaket AMG ¹⁾				
	E 350 CGI	215	05.09	- Sportpaket / - Sportpaket AMG ¹⁾				
	E 200	135	03.13	+ Sportpaket / + Sportpaket AMG ²⁾	24.0132-0100.1	432100		322 32,0 30,0 V L +S +B
	E 220 BlueTec	130	05.14	+ Sportpaket / + Sportpaket AMG ²⁾				
	E 220 CDI	120	07.14	+ Sportpaket / + Sportpaket AMG ²⁾				
	E 220 CDI	125	05.09	+ Sportpaket / + Sportpaket AMG ²⁾				
	E 250	155	03.13	+ Sportpaket / + Sportpaket AMG ²⁾				
	E 250 CDI	150	05.09	+ Sportpaket / + Sportpaket AMG ²⁾				
	E 300 CGI	185	04.11	+ Sportpaket / + Sportpaket AMG ²⁾				
	E 350	225	09.09	+ Sportpaket / + Sportpaket AMG ²⁾				
	E 350 4-matic BE	225	02.13	+ Sportpaket / + Sportpaket AMG ²⁾				
	E 350 BlueTec	185	01.13	+ Sportpaket / + Sportpaket AMG ²⁾				
	E 350 BlueTec	190	05.14	+ Sportpaket / + Sportpaket AMG ²⁾				
	E 350 CDI	170	05.09	+ Sportpaket / + Sportpaket AMG ²⁾				
	E 350 CDI	195	04.11	+ Sportpaket / + Sportpaket AMG ²⁾				
	E 350 CGI	215	05.09	+ Sportpaket / + Sportpaket AMG ²⁾				
	E 200 CGI	135	09.09		24.0128-0155.1	428155		295 28,0 25,4 V L +S +B
	E 220 BlueTec	130	05.14	- Sportpaket / - Sportpaket AMG ¹⁾				
	E 220 CDI	120	07.14	- Sportpaket / - Sportpaket AMG ¹⁾				
	E 220 CDI	125	05.09	- Sportpaket / - Sportpaket AMG ¹⁾				
	E 250 CGI	150	05.09					
	E 550 CGI	300	09.11		24.0136-0108.1	436108		360 36,0 34,0 V L +S +B
	E 200	135	03.13		13.0460-7244.2	607244		24253 17,8 +/WE ATE
	E 200 CGI	135	09.09		13.0470-7244.2	LD7244		24253 17,8 +/WE ATE
	E 220 BlueTec	130	05.14		24.8190-0410.2	620410	1	Warnkontakt L=97,5mm
	E 220 CDI	120	07.14					
	E 220 CDI	125	05.09					
	E 250	155	03.13					
	E 250 CDI	150	05.09					
	E 250 CGI	150	05.09					
	E 320	200	07.14					

¹⁾ - sport package/- sport package AMG / - pacchetto sportivo/- pacchetto sport.AMG / - version sport/- version sport AMG / - kit deportivo/- kit deportivo AMG
²⁾ + sports package/+ sports package AMG / + pacchetto sportivo/+ pacchetto sport.AMG / + version sport/+ version sport AMG / + kit deportivo/+ kit deportivo AMG





MERCEDES BENZ E-Klasse (C207) Coupe (09-)

	E 350 4-matic BE	225	02.13		13.0460-7244.2	607244			24253 17,8 +/WE	ATE
	E 350 BlueTec	185	01.13		13.0470-7244.2	LD7244			24253 17,8 +/WE	ATE
	E 350 BlueTec	190	05.14		24.8190-0410.2	620410	1		Warnkontakt L=97,5mm	
	E 400	245	03.13							
	E 400	245	07.14							
	E 300 CGI	185	04.11		13.0460-7257.2	607257		+ GG-Sättel ¹⁾	24253 18,0 +/WE	ATE
	E 350	225	09.09		13.0470-7257.2	LD7257		+ GG-Sättel ¹⁾	24253 18,0 +/WE	ATE
	E 350 CDI	170	05.09		13.0460-7244.2	607244		+ ALU-Sättel ²⁾	24253 17,8 +/WE	ATE
	E 350 CDI	195	04.11		13.0470-7244.2	LD7244		+ ALU-Sättel ²⁾	24253 17,8 +/WE	ATE
	E 350 CGI	215	05.09		24.8190-0410.2	620410	1		Warnkontakt L=97,5mm	
	E 500	285	05.09							
	E 500	300	06.13							
	E 550 CGI	300	09.11							
	E 200	135	03.13		24.0110-0328.1	410328			300 10,0 8,3 +S +B	
	E 200 CGI	135	09.09		24.0310-0328.1	510328			300 10,0 8,3 +S +B PD	
	E 220 BlueTec	130	05.14							
	E 220 CDI	120	07.14							
	E 220 CDI	125	05.09							
	E 250	155	03.13							
	E 250 CDI	150	05.09							
	E 250 CGI	150	05.09							
	E 300 CGI	185	04.11		24.0120-0208.1	420208			300 22,0 19,4 V L +S +B	
	E 320	200	07.14							
	E 350	225	09.09							
	E 350 4-matic BE	225	02.13							
	E 350 BlueTec	185	01.13							
	E 350 BlueTec	190	05.14							
	E 350 CDI	170	05.09							
	E 350 CDI	195	04.11							
	E 350 CGI	215	05.09							
	E 400	245	03.13							
	E 400	245	07.14							
	E 500	285	05.09							
	E 500	300	06.13							
	E 550 CGI	300	09.11							
		E 200	135	03.13		03.0137-4005.2	654005			164 x 25 /Zub
E 200 CGI		135	09.09							
E 220 BlueTec		130	05.14							
E 220 CDI		120	07.14							
E 220 CDI		125	05.09							
E 250		155	03.13							
E 250 CDI		150	05.09							
E 250 CGI		150	05.09							
E 300 CGI		185	04.11							
E 320		200	07.14							
E 350		225	09.09							
E 350 4-matic BE		225	02.13							
E 350 BlueTec		185	01.13							
E 350 BlueTec		190	05.14							
E 350 CDI		170	05.09							
E 350 CDI	195	04.11								
E 350 CGI	215	05.09								
E 400	245	03.13								
E 400	245	07.14								
E 500	285	05.09								
E 500	300	06.13								
E 550 CGI	300	09.11								

MERCEDES BENZ E-Klasse (A207) Cabrio (10-)

	E 200	135	03.13	- Sportpaket / - Sportpaket AMG ³⁾	13.0460-2732.2	602732			24306 20,3 /WE/Zub/S	LUC
	E 200 CGI	135	03.10	- Sportpaket / - Sportpaket AMG ³⁾	13.0470-2732.2	LD2732			24306 20,3 /WE/Zub/S	LUC
	E 220 BlueTec	130	05.14	- Sportpaket / - Sportpaket AMG ³⁾	24.8190-0410.2	620410	2		Warnkontakt L=97,5mm	
	E 220 CDI	125	03.10	- Sportpaket / - Sportpaket AMG ³⁾						
	E 250 CGI	150	03.10	- Sportpaket / - Sportpaket AMG ³⁾						
	E 200	135	03.13	+ Sportpaket / + Sportpaket AMG ⁴⁾	13.0460-2734.2	602734			24310 19,0 +/WE/S	LUC
	E 200 CGI	135	03.10	+ Sportpaket / + Sportpaket AMG ⁴⁾	13.0470-2734.2	LD2734			24310 19,0 +/WE/S	LUC
	E 220 BlueTec	130	05.14	+ Sportpaket / + Sportpaket AMG ⁴⁾	24.8190-0410.2	620410	2		Warnkontakt L=97,5mm	
	E 220 CDI	125	03.10	+ Sportpaket / + Sportpaket AMG ⁴⁾						
	E 250	155	03.13							
	E 250 CDI	150	03.10							
	E 250 CGI	150	03.10	+ Sportpaket / + Sportpaket AMG ⁴⁾						
	E 300 CGI	185	03.10							
	E 320	200	07.14							
	E 350	225	04.11							
	E 350 BlueTec	185	01.13							
	E 350 BlueTec	190	05.14							
E 350 CDI	170	03.10								
E 350 CDI	195	04.11								
E 350 CGI	215	03.10								
	E 400	245	03.13		13.0460-2734.2	602734			24310 19,0 +/WE/S	LUC
	E 400	245	07.14		24.8190-0410.2	620410	2		Warnkontakt L=97,5mm	
	E 500	285	03.10							
	E 500	300	06.13		24.8190-0410.2	620410	1		Warnkontakt L=97,5mm	
	E 550 CGI	300	09.11							

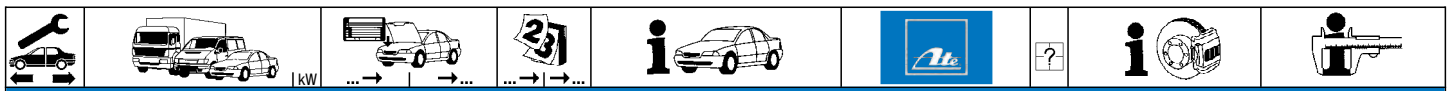
¹⁾ + cast iron caliper / + pinza in ghisa / + étriers en fonte grise / + fundición gris-pinza

²⁾ + aluminium calipers / + pinze in alluminio / + étriers en aluminium / + pinzas de aluminio

³⁾ - sport package/- sport package AMG / - pacchetto sportivo/- pacchetto sport.AMG / - version sport/- version sport AMG / - kit sportivo/- kit sportivo AMG

⁴⁾ + sports package/+ sports package AMG / + pacchetto sportivo/+ pacchetto sport.AMG / + version sport/+ version sport AMG / + kit sportivo/+ kit sportivo AMG















MERCEDES BENZ E-Klasse (A207) Cabrio (10-)

	E 200	135	03.13	- Sportpaket / - Sportpaket AMG ¹⁾	24.0132-0101.1	432101		322 32,0 29,4 V L +S +B
	E 250	155	03.13	- Sportpaket / - Sportpaket AMG ¹⁾	24.0332-0101.1	532101		322 32,0 29,4 V L +S +B PD
	E 250 CDI	150	03.10	- Sportpaket / - Sportpaket AMG ¹⁾				
	E 300 CGI	185	03.10	- Sportpaket / - Sportpaket AMG ¹⁾				
	E 350	225	04.11	- Sportpaket / - Sportpaket AMG ¹⁾				
	E 350 BlueTec	185	03.10	- Sportpaket / - Sportpaket AMG ¹⁾				
	E 350 BlueTec	190	05.14	- Sportpaket / - Sportpaket AMG ¹⁾				
	E 350 CDI	170	03.10	- Sportpaket / - Sportpaket AMG ¹⁾				
	E 350 CDI	195	04.11	- Sportpaket / - Sportpaket AMG ¹⁾				
	E 350 CGI	215	03.10	- Sportpaket / - Sportpaket AMG ¹⁾				
	E 200	135	03.13	+ Sportpaket / + Sportpaket AMG ²⁾	24.0132-0100.1	432100		322 32,0 30,0 V L +S +B
	E 220 BlueTec	130	05.14	+ Sportpaket / + Sportpaket AMG ²⁾				
	E 220 CDI	125	03.10	+ Sportpaket / + Sportpaket AMG ²⁾				
	E 250	155	03.13	+ Sportpaket / + Sportpaket AMG ²⁾				
	E 250 CDI	150	03.10	+ Sportpaket / + Sportpaket AMG ²⁾				
E 300 CGI	185	03.10	+ Sportpaket / + Sportpaket AMG ²⁾					
E 320	200	07.14	+ Sportpaket / + Sportpaket AMG ²⁾					
E 350	225	04.11	+ Sportpaket / + Sportpaket AMG ²⁾					
E 350 BlueTec	185	01.13	+ Sportpaket / + Sportpaket AMG ²⁾					
E 350 BlueTec	190	05.14	+ Sportpaket / + Sportpaket AMG ²⁾					
E 350 CDI	170	03.10	+ Sportpaket / + Sportpaket AMG ²⁾					
E 350 CDI	195	04.11	+ Sportpaket / + Sportpaket AMG ²⁾					
E 350 CGI	215	03.10	+ Sportpaket / + Sportpaket AMG ²⁾					
E 200 CGI	135	03.10		24.0128-0155.1	428155		295 28,0 25,4 V L +S +B	
E 220 BlueTec	130	05.14	- Sportpaket / - Sportpaket AMG ¹⁾					
E 220 CDI	125	03.10	- Sportpaket / - Sportpaket AMG ¹⁾					
E 250 CGI	150	03.10						
E 500	300	06.13		24.0136-0108.1	436108		360 36,0 34,0 V L +S +B	
E 550 CGI	300	09.11						
	E 200	135	03.13		13.0460-7244.2	607244		24253 17,8 +/WE ATE
	E 200 CGI	135	03.10		13.0470-7244.2	LD7244		24253 17,8 +/WE ATE
	E 220 BlueTec	130	05.14		24.8190-0410.2	620410	1	Warnkontakt L=97,5mm
	E 220 CDI	125	03.10					
	E 250	155	03.13					
	E 250 CDI	150	03.10					
	E 250 CGI	150	03.10					
	E 300 CGI	185	03.10					
	E 320	200	07.14					
	E 350 BlueTec	185	01.13					
	E 350 BlueTec	190	05.14					
	E 400	245	03.13					
	E 400	245	07.14					
	E 350	225	04.11		13.0460-7257.2	607257		24253 18,0 +/WE ATE
	E 350 CDI	170	03.10		13.0470-7257.2	LD7257		24253 18,0 +/WE ATE
E 350 CDI	195	04.11		13.0460-7244.2	607244		24253 17,8 +/WE ATE	
E 350 CGI	215	03.10		13.0470-7244.2	LD7244		24253 17,8 +/WE ATE	
E 500	285	03.10		24.8190-0410.2	620410	1	Warnkontakt L=97,5mm	
E 500	300	06.13						
E 550 CGI	300	09.11						
	E 200	135	03.13		24.0110-0328.1	410328		300 10,0 8,3 +S +B
	E 200 CGI	135	03.10		24.0310-0328.1	510328		300 10,0 8,3 +S +B PD
	E 220 BlueTec	130	05.14					
	E 220 CDI	125	03.10					
	E 250	155	03.13					
	E 250 CDI	150	03.10					
	E 250 CGI	150	03.10					
	E 300 CGI	185	03.10		24.0120-0208.1	420208		300 22,0 19,4 V L +S +B
	E 320	200	07.14					
	E 350	225	04.11					
E 350 BlueTec	185	01.13						
E 350 BlueTec	190	05.14						
E 350 CDI	170	03.10						
E 350 CDI	195	04.11						
E 350 CGI	215	03.10						
E 400	245	03.13						
E 400	245	07.14						
E 500	285	03.10						
E 500	300	06.13						
E 550 CGI	300	09.11						
	E 200	135	03.13		03.0137-4005.2	654005		164 x 25 /Zub
	E 200 CGI	135	03.10					
	E 220 BlueTec	130	05.14					
	E 220 CDI	125	03.10					
	E 250	155	03.13					
	E 250 CDI	150	03.10					
	E 250 CGI	150	03.10					
	E 300 CGI	185	03.10					
	E 320	200	07.14					
	E 350	225	04.11					
	E 350 BlueTec	185	01.13					
	E 350 BlueTec	190	05.14					
	E 350 CDI	170	03.10					
	E 350 CDI	195	04.11					
	E 350 CGI	215	03.10					
E 400	245	03.13						
E 400	245	07.14						

¹⁾ - sport package/- sport package AMG / - pacchetto sportivo/- pacchetto sport.AMG / - version sport/- version sport AMG / - kit deportivo/- kit deportivo AMG
²⁾ + sports package/+ sports package AMG / + pacchetto sportivo/+ pacchetto sport.AMG / + version sport/+ version sport AMG / + kit deportivo/+ kit deportivo AMG
³⁾ + cast iron caliper / + pinza in ghisa / + étriers en fonte grise / + fundición gris-pinza
⁴⁾ + aluminium calipers / + pinze in alluminio / + étriers en aluminium / + pinzas de aluminio

MERCEDES BENZ E-Klasse (A207) Cabrio (10-)									
	E 500	285	03.10		03.0137-4005.2	654005			164 x 25 /Zub
	E 500	300	06.13						
	E 550 CGI	300	09.11						
MERCEDES BENZ G-Klasse (W463) (90-)									
	200 GE	85	01.90		13.0460-4401.2	604401		- belüftete Scheiben ¹⁾	20784 18,0 /WE Belagsatz-Zubehör Warnkontakt L=261mm
	230 GE		06.90		13.0460-0158.2	610158		- belüftete Scheiben ¹⁾	ATE
	250 GD		06.90		24.8190-0406.2	620406	2		
	300 GD		09.89						
	300 GE		06.90						
	350 G Turbo		09.91						
	G 270 CDI		10.01						
	G 300 TD		08.96						
	G 320		09.94						
	G 36 AMG		01.95						
	G 400 CDI		12.00						
	G 500		04.98						
	G 500 E		09.93						
	G 55 AMG		04.99						
	G 320 CDI		09.06		13.0460-4401.2	604401			20784 18,0 /WE Warnkontakt L=261mm
	G 350 CDI BlueTec		06.10		24.8190-0406.2	620406	2		ATE
	G 500	285	05.08						
	200 GE	85	01.90		24.0116-0133.1	416133		- belüftete Scheiben ¹⁾	303 16,0 13,0 +S +B
	230 GE		06.90		24.0130-0217.1	430217		+ belüftete Scheiben ²⁾	315 30,0 27,4 V L +S +B
	250 GD		06.90						
	300 GD		09.89						
	300 GE		06.90						
	350 G Turbo		09.91						
	G 270 CDI		10.01						
	G 300 TD		08.96						
	G 320		09.94						
	G 36 AMG		01.95						
	G 400 CDI		12.00						
	G 500		04.98						
	G 500 E		09.93						
	G 55 AMG		04.99						
	G 320 CDI		09.06		24.0116-0133.1	416133			303 16,0 13,0 +S +B
	G 350 CDI BlueTec		06.10		24.0130-0217.1	430217			315 30,0 27,4 V L +S +B
	G 500	285	05.08						
	G 320 CDI		09.06		13.0460-3990.2	603990			23021 18,9 /WE
	G 350 CDI BlueTec		06.10		24.8190-0407.2	620407	2		BOS Warnkontakt L=84(185)mm
	G 500	285	05.08						
	G 65 AMG	450	06.12		13.0460-7219.2	607219			23923 17,6 +/-WE
					24.8190-0425.2	620425	2 		ATE Warnkontakt L=98mm
	G 320 CDI		09.06		24.0116-0110.1	416110			272 16,0 14,0 L +S +B
	G 350 CDI BlueTec		06.10						
	G 500	285	05.08						
	G 65 AMG	450	06.12		24.0130-0217.1	430217			315 30,0 27,4 V L +S +B
	200 GE	85	01.90		24.0226-0001.1	480050			260/261 x 63,5
	230 GE		06.90						
	250 GD		06.90						
	300 GD		09.89						
	300 GE		06.90						
	350 G Turbo		09.91						
	G 270 CDI		10.01						
	G 300 TD		08.96						
	G 320		09.94						
	G 36 AMG		01.95						
	G 400 CDI		12.00						
	G 500		04.98						
	G 500 E		09.93						
	G 55 AMG		04.99						
	G 400 CDI		12.00		03.0137-4001.2	654001			160 x 40 /Zub
	G 500		04.98						
	G 500	285	05.08						
	G 55 AMG		04.99						
	G 65 AMG	450	06.12						
MERCEDES BENZ G-Klasse (W463) Cabrio (90-)									
	200 GE		01.90		13.0460-4401.2	604401		- belüftete Scheiben ¹⁾	20784 18,0 /WE
	230 GE		06.90		13.0460-0158.2	610158		- belüftete Scheiben ¹⁾	ATE Belagsatz-Zubehör
	300 GD		12.90		24.8190-0406.2	620406	2		Warnkontakt L=261mm
	300 GE		09.89						
	320 GE		09.94						
	350 G Turbo		09.91						
	G 300 TD		09.96						
	G 320		11.97						
	G 400 CDI		12.00						
	G 500		04.98						
	G 320 CDI		06.10		13.0460-4401.2	604401			20784 18,0 /WE
	G 350 CDI BlueTec		06.10		24.8190-0406.2	620406	2		ATE Warnkontakt L=261mm
	200 GE		01.90		24.0116-0133.1	416133		- belüftete Scheiben ¹⁾	303 16,0 13,0 +S +B
	230 GE		06.90		24.0130-0217.1	430217		+ belüftete Scheiben ²⁾	315 30,0 27,4 V L +S +B
	300 GD		12.90						
	300 GE		09.89						
	320 GE		09.94						

¹⁾ - ventilated discs / - dischi ventilati / - disques ventilés / - disco ventilado
²⁾ + ventilated discs / + dischi ventilati / + disques ventilés / + disco ventilado



MERCEDES BENZ G-Klasse (W463) Cabrio (90-)

	350 G Turbo		09.91		24.0116-0133.1	416133		- belüftete Scheiben ¹⁾	303 16,0 13,0 +S +B
	G 300 TD		09.96		24.0130-0217.1	430217		+ belüftete Scheiben ²⁾	315 30,0 27,4 V L +S +B
	G 320		11.97						
	G 400 CDI		12.00						
	G 500		04.98						
	G 320 CDI		09.06		24.0116-0133.1	416133			303 16,0 13,0 +S +B
	G 350 CDI BlueTec		06.10		24.0130-0217.1	430217			315 30,0 27,4 V L +S +B
	G 320 CDI		09.06		13.0460-3990.2	603990			23021 18,9 /WE
	G 350 CDI BlueTec		06.10		24.8190-0407.2	620407	2		Warmkontakt L=84(185)mm
	G 320 CDI		09.06		24.0116-0110.1	416110			272 16,0 14,0 L +S +B
	G 350 CDI BlueTec		06.10						
	200 GE		01.90		24.0226-0001.1	480050			260/261 x 63,5
	230 GE		06.90						
	300 GD		12.90						
	300 GE		09.89						
	320 GE		09.94						
	350 G Turbo		09.91						
	G 300 TD		09.96						
	G 320		11.97						
	G 400 CDI		12.00						
	G 500		04.98						
	G 400 CDI		12.00		03.0137-4001.2	654001			160 x 40 /Zub
	G 500		04.98						

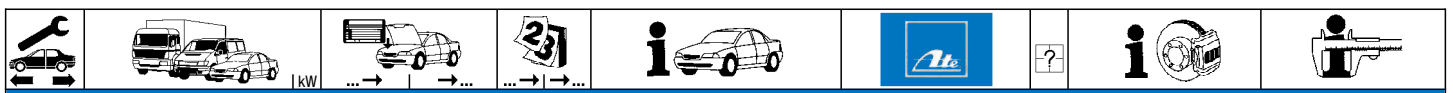
MERCEDES BENZ GL-Klasse (X164) (06-12)

	GL 320 CDI 4-matic		03.06	06.12	13.0460-7220.2	607220		- verstärkte Bremsanlage ³⁾	23922 21,0 +/WE	ATE
	GL 350 BT 4-matic		05.09	06.12	13.0460-7271.2	607271		+ verstärkte Bremsanlage ⁴⁾	24151 21,0 +/WE	ATE
	GL 350 CDI 4-matic		05.09	06.12	24.8190-0425.2	620425	1		Warmkontakt L=98mm	
	GL 420 CDI 4-matic		03.06	06.12	13.0460-7271.2	607271			24151 21,0 +/WE	ATE
	GL 450 4-matic		03.06	06.12	24.8190-0425.2	620425	1		Warmkontakt L=98mm	
	GL 450 CDI 4-matic		05.09	06.12						
	GL 500 4-matic		03.06	06.12						
	GL 320 CDI 4-matic		03.06	06.12	24.0132-0157.1	432157		- verstärkte Bremsanlage ³⁾	350 32,0 29,4 V L +S +B	
	GL 350 BT 4-matic		05.09	06.12	24.0132-0167.1	432167		+ verstärkte Bremsanlage ⁴⁾	375 32,0 29,4 V L +S +B	
	GL 350 CDI 4-matic		05.09	06.12						
	GL 420 CDI 4-matic		03.06	06.12	24.0132-0167.1	432167			375 32,0 29,4 V L +S +B	
	GL 450 4-matic		03.06	06.12						
	GL 450 CDI 4-matic		05.09	06.12						
	GL 500 4-matic		03.06	06.12						
	GL 320 CDI 4-matic		03.06	06.12	13.0460-7219.2	607219			23923 17,6 +/WE	ATE
	GL 350 BT 4-matic		05.09	06.12	13.0470-7219.2	LD7219			23923 17,6 +/WE	ATE
	GL 350 CDI 4-matic		05.09	06.12	24.8190-0425.2	620425	1		Warmkontakt L=98mm	
	GL 420 CDI 4-matic		03.06	06.12						
	GL 450 4-matic		03.06	06.12						
	GL 450 CDI 4-matic		05.09	06.12						
	GL 500 4-matic		03.06	06.12						
	GL 320 CDI 4-matic		03.06	06.12	24.0122-0226.1	422226			330 22,0 19,4 V L +S +B	
	GL 350 BT 4-matic		05.09	06.12						
	GL 350 CDI 4-matic		05.09	06.12						
	GL 420 CDI 4-matic		03.06	06.12						
	GL 450 4-matic		03.06	06.12						
	GL 450 CDI 4-matic		05.09	06.12						
	GL 500 4-matic		03.06	06.12						
	GL 320 CDI 4-matic		03.06	06.12	03.0137-0451.2	650451			210 x 30	
	GL 350 BT 4-matic		05.09	06.12						
	GL 350 CDI 4-matic		05.09	06.12						
	GL 420 CDI 4-matic		03.06	06.12						
	GL 450 4-matic		03.06	06.12						
	GL 450 CDI 4-matic		05.09	06.12						
	GL 500 4-matic		03.06	06.12						

MERCEDES BENZ GL-Klasse (X166) (12-)

	GL 500 4-matic	320	07.12		13.0460-7283.2	607283			25531 19,3 +/WE	ATE
					24.8190-0425.2	620425	1		Warmkontakt L=98mm	
	GL 63 AMG		07.12		13.0460-4839.2	604839			24455 16,8 /WE	BRE
					24.8190-0420.2	620420	1		Warmkontakt L=119mm	
	GL 350 BT 4-matic	190	07.12		13.0460-7282.2	607282		- AMG Sportpaket ⁵⁾	25192 21,3 +/WK	ATE
					13.0470-7282.2	LD7282		- AMG Sportpaket ⁵⁾	25192 21,3 +/WK	ATE
					13.0460-7283.2	607283		+ AMG Sportpaket ⁶⁾	25531 19,3 +/WE	ATE
					24.8190-0425.2	620425	1		Warmkontakt L=98mm	
	GL 400 4-matic	245	08.13		13.0460-7282.2	607282		- AMG Sportpaket ⁵⁾	25192 21,3 +/WK	ATE
					13.0460-7283.2	607283		+ AMG Sportpaket ⁶⁾	25531 19,3 +/WE	ATE
					24.8190-0425.2	620425	1		Warmkontakt L=98mm	
	GL 350 BT 4-matic	190	07.12		24.8190-0410.2	620410	1		Warmkontakt L=97,5mm	
	GL 400 4-matic	245	08.13							
	GL 500 4-matic	320	07.12							
	GL 63 AMG		07.12		24.8190-0410.2	620410	1		Warmkontakt L=97,5mm	

1) - ventilated discs / - dischi ventilati / - disques ventilés / - disco ventilado
2) + ventilated discs / + dischi ventilati / + disques ventilés / + disco ventilado
3) - heavy duty br.system / - sistema di fr.rinforzato / - système de fr.renforcé / - sistema de fr.reforzado
4) + heavy duty br.system / + sistema fr.rinforzato / + système de fr.renforcé / + sistema de fr.reforzado
5) - AMG sports package / - kit sportivo AMG / - version sport AMG / - paquete deportivo AMG
6) + AMG sports package / + pacchetto sportivo AMG / + version Sport AMG / + kit deportivo AMG























MERCEDES BENZ GLA-Klasse (X156) (13-)

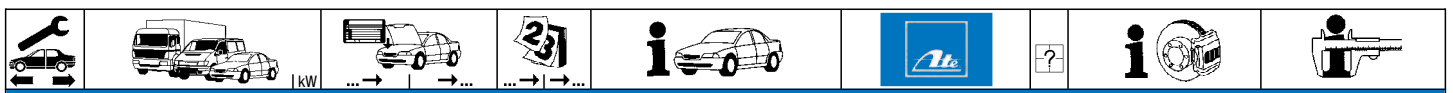
	GLA 180	90	02.15		13.0460-2779.2	602779		24869 19,3 +WE/S LUC 24869 19,3 +WE/S LUC Warnkontakt L=92,5mm	
	GLA 180 CDI	80	07.14		13.0470-2779.2	LD2779			
	GLA 200	115	12.13		24.8190-0067.2	620067	1		
	GLA 200 CDI	100	12.13						
	GLA 200 CDI 4-matic	100	12.13						
	GLA 220 CDI	120	12.13						
	GLA 220 CDI	125	12.13						
	GLA 220 CDI 4-matic	120	12.13						
	GLA 220 CDI 4-matic	125	12.13						
	GLA 220 d	130	07.15						
	GLA 220 d 4-matic	130	07.15						
GLA 250	155	12.13							
GLA 250 4-matic	155	12.13							
GLA 45 AMG			05.14		24.8190-0067.2	620067	1	Warnkontakt L=92,5mm	
	GLA 180	90	02.15	- Sportpaket AMG ¹⁾	24.0128-0276.1	428276		295 28,0 25,4 V L +S +B	
	GLA 180 CDI	80	07.14	- Sportpaket AMG ¹⁾					
	GLA 200	115	12.13	- Sportpaket AMG ¹⁾					
	GLA 180	90	02.15	+ Sportpaket AMG ²⁾	24.0128-0262.1	428262			
	GLA 180 CDI	80	07.14	+ Sportpaket AMG ²⁾					
	GLA 200	115	12.13	+ Sportpaket AMG ²⁾					
	GLA 200 CDI	100	12.13	+ Sportpaket AMG ²⁾					
	GLA 200 CDI 4-matic	100	12.13	+ Sportpaket AMG ²⁾					
	GLA 200 CDI	100	12.13	- Sportpaket AMG ¹⁾	24.0128-0275.1	428275			
	GLA 200 CDI 4-matic	100	12.13	- Sportpaket AMG ¹⁾					
	GLA 220 CDI	120	12.13	- Sportpaket AMG ¹⁾					
GLA 220 CDI	125	12.13	- Sportpaket AMG ¹⁾						
GLA 220 CDI 4-matic	120	12.13	- Sportpaket AMG ¹⁾						
GLA 220 CDI 4-matic	125	12.13	- Sportpaket AMG ¹⁾						
GLA 220 d	130	07.15	- Sportpaket AMG ¹⁾						
GLA 220 d 4-matic	130	07.15	- Sportpaket AMG ¹⁾						
GLA 250	155	12.13	- Sportpaket AMG ¹⁾	24.0130-0237.1	430237		295 28,0 25,4 V L +S +B		
GLA 220 CDI	120	12.13	+ Sportpaket AMG ²⁾	24.0130-0238.1	430238		320 30,0 28,0 V L +S +B		
GLA 220 CDI	125	12.13	+ Sportpaket AMG ²⁾						
GLA 220 CDI 4-matic	120	12.13	+ Sportpaket AMG ²⁾						
GLA 220 CDI 4-matic	125	12.13	+ Sportpaket AMG ²⁾						
GLA 220 d	130	07.15	+ Sportpaket AMG ²⁾						
GLA 220 d 4-matic	130	07.15	+ Sportpaket AMG ²⁾						
GLA 250	155	12.13	+ Sportpaket AMG ²⁾						
GLA 250 4-matic	155	12.13	+ Sportpaket AMG ²⁾						
	GLA 180	90	02.15		24.0711-5388.3	360380	2	Radsensor L=910	
	GLA 180 CDI	80	07.14						
	GLA 200	115	12.13						
	GLA 200 CDI	100	12.13						
	GLA 200 CDI 4-matic	100	12.13						
	GLA 220 CDI	120	12.13						
	GLA 220 CDI	125	12.13						
	GLA 220 CDI 4-matic	120	12.13						
	GLA 220 CDI 4-matic	125	12.13						
	GLA 220 d	130	07.15						
	GLA 220 d 4-matic	130	07.15						
GLA 250	155	12.13							
GLA 250 4-matic	155	12.13							
GLA 45 AMG			05.14						
	GLA 180	90	02.15		13.0460-2786.2	602786	elektrische Feststellbremse ³⁾ elektrische Feststellbremse ³⁾	24848 18,3 /WE/Zub/S LUC 24848 18,3 /WE/Zub/S LUC	
	GLA 180 CDI	80	07.14		13.0470-2786.2	LD2786			
	GLA 200	115	12.13						
	GLA 200 CDI	100	12.13						
	GLA 200 CDI 4-matic	100	12.13						
	GLA 220 CDI	120	12.13						
	GLA 220 CDI	125	12.13						
	GLA 220 CDI 4-matic	120	12.13						
	GLA 220 CDI 4-matic	125	12.13						
	GLA 220 d	130	07.15						
	GLA 220 d 4-matic	130	07.15						
GLA 250	155	12.13							
	GLA 180	90	02.15		24.0110-0382.1	410382		295 10,0 8,3 +S +B	
	GLA 180 CDI	80	07.14						
	GLA 200	115	12.13						
	GLA 200 CDI	100	12.13						
	GLA 200 CDI 4-matic	100	12.13						
	GLA 220 CDI	120	12.13						
	GLA 220 CDI	125	12.13						
	GLA 220 CDI 4-matic	120	12.13						
	GLA 220 CDI 4-matic	125	12.13						
	GLA 220 d	130	07.15						
	GLA 220 d 4-matic	130	07.15						
GLA 250	155	12.13							
	GLA 180	90	02.15		24.0711-5527.3	360405	2	Radsensor L=1045	
	GLA 180 CDI	80	07.14						
	GLA 200	115	12.13						
	GLA 200 CDI	100	12.13						
	GLA 200 CDI 4-matic	100	12.13						
	GLA 220 CDI	120	12.13						
	GLA 220 CDI	125	12.13						
	GLA 220 CDI 4-matic	120	12.13						
	GLA 220 CDI 4-matic	125	12.13						
	GLA 220 d	130	07.15						
	GLA 220 d 4-matic	130	07.15						
GLA 250	155	12.13							

¹⁾ - sport package AMG / - pacchetto sportivo AMG / - version sport AMG / - kit deportivo AMG
²⁾ + sports package AMG / + pacchetto sportivo AMG / + version sport AMG / + kit deportivo AMG
³⁾ electric parking brake / fr.di stazionamento elettrico / frein à main électrique / freno de mano eléctrico



								
MERCEDES BENZ GLA-Klasse (X156) (13-)								
	GLA 220 d GLA 220 d 4-matic GLA 250 GLA 250 4-matic GLA 45 AMG	130 130 155 155	07.15 07.15 12.13 12.13 05.14		24.0711-5527.3	360405	2	Radsensor L=1045
MERCEDES BENZ GLC-Klasse (X253) (15-)								
	GLC 220 d 4-matic GLC 250 4-matic GLC 250 d 4-matic	125 155 150	06.15 06.15 06.15		24.8190-0067.2	620067	1	Warnkontakt L=92,5mm
	GLC 220 d 4-matic GLC 250 4-matic GLC 250 d 4-matic	125 155 150	06.15 06.15 06.15		24.8190-0067.2	620067	1	Warnkontakt L=92,5mm
MERCEDES BENZ GLE-Klasse (C292) Coupe (15-)								
	GLE 350 d 4-matic GLE 400 4-matic GLE 450 AMG 4-matic GLE 63 AMG 4-matic GLE 63 AMG S 4-matic	190 245 270 410 430	03.15 03.15 03.15 03.15 03.15		24.8190-0425.2	620425		Warnkontakt L=98mm
	GLE 350 d 4-matic	190	03.15		24.0132-0178.1 24.0132-0179.1	432178 432179		- AMG Sportpaket ¹⁾ + AMG Sportpaket ²⁾ 330 32,0 29,4 V L +S +B 350 32,0 29,4 V L +S +B
	GLE 350 d 4-matic	190	03.15	- Sportpaket AMG ³⁾	24.8190-0410.2	620410	1	Warnkontakt L=97,5mm
	GLE 350 d 4-matic GLE 400 4-matic GLE 450 AMG 4-matic GLE 63 AMG 4-matic GLE 63 AMG S 4-matic	190 245 270 410 430	03.15 03.15 03.15 03.15 03.15	+ Sportpaket AMG ⁴⁾	24.8190-0410.2	620410	1	Warnkontakt L=97,5mm
	GLE 350 d 4-matic	190	03.15		24.0114-0119.1	414119		- AMG Sportpaket ¹⁾ 325 14,0 11,4 L +S +B
MERCEDES BENZ GLK-Klasse (X204) (08-)								
	GLK 200 GLK 200 CDI GLK 220 BT 4-matic GLK 220 CDI GLK 220 CDI 4-matic GLK 250 GLK 250 4-matic GLK 250 BT 4-matic GLK 250 CDI 4-matic GLK 280 4-matic GLK 300 4-matic GLK 320 CDI 4-matic GLK 350 GLK 350 4-matic GLK 350 4-matic GLK 350 CDI 4-matic GLK 350 CDI 4-matic GLK 350 CDI 4-matic	135 105 155 155 150 170 170 165 200 200 225 165 170 195	08.13 07.10 03.12 04.09 04.09 08.13 08.13 03.12 09.08 09.08 04.09 09.08 09.08 09.08 09.08 04.09 02.10 07.12		13.0460-3852.2 13.0470-3852.2 24.8190-0410.2	603852 LD3852 620410	1	24867 20,7 +/WE/Zub/S BOS 24867 20,7 +/WE/Zub/S BOS Warnkontakt L=97,5mm
	GLK 200 GLK 200 CDI GLK 220 BT 4-matic GLK 220 CDI GLK 220 CDI 4-matic GLK 250 GLK 250 4-matic GLK 250 BT 4-matic GLK 250 CDI 4-matic GLK 280 4-matic GLK 300 4-matic GLK 320 CDI 4-matic GLK 350 GLK 350 4-matic GLK 350 4-matic GLK 350 CDI 4-matic GLK 350 CDI 4-matic GLK 350 CDI 4-matic	135 105 155 155 150 170 170 165 200 200 225 165 170 195	08.13 07.10 03.12 04.09 04.09 08.13 08.13 03.12 09.08 09.08 04.09 09.08 09.08 09.08 09.08 04.09 02.10 07.12		24.0132-0144.1 24.0332-0144.1	432144 532144		330 32,0 29,4 V L +S +B 330 32,0 29,4 V L +S +B PD
	GLK 200 CDI GLK 220 CDI GLK 220 CDI 4-matic GLK 250 CDI 4-matic GLK 280 4-matic GLK 300 4-matic GLK 320 CDI 4-matic GLK 350 GLK 350 4-matic GLK 350 4-matic GLK 350 CDI 4-matic GLK 350 CDI 4-matic GLK 350 CDI 4-matic	105 150 170 170 165 200 200 225 165 170	07.10 04.09 04.09 09.08 09.08 04.09 09.08 09.08 09.08 09.08 04.09 02.10		24.0711-5206.3	360241	2	Radsensor L=733

1) - AMG sports package / - kit sportivo AMG / - version sport AMG / - paquete deportivo AMG
2) + AMG sports package / + pacchetto sportivo AMG / + version Sport AMG / + kit deportivo AMG
3) - sport package AMG / - pacchetto sportivo AMG / - version sport AMG / - kit deportivo AMG
4) + sports package AMG / + pacchetto sportivo AMG / + version sport AMG / + kit deportivo AMG
























MERCEDES BENZ GLK-Klasse (X204) (08-)



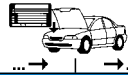












	GLK 200	135		08.13		13.0460-7257.2	607257	1		24253 18,0 +/-WE 24253 18,0 +/-WE Warnkontakt L=97,5mm	ATE ATE
	GLK 200 CDI	105		07.10		13.0470-7257.2	LD7257				
	GLK 220 BT 4-matic			03.12		24.8190-0410.2	620410				
	GLK 220 CDI			04.09							
	GLK 220 CDI 4-matic			04.09							
	GLK 250	155		08.13							
	GLK 250 4-matic	155		08.13							
	GLK 250 BT 4-matic			03.12							
	GLK 250 CDI 4-matic	150		09.08							
	GLK 280 4-matic	170		09.08							
	GLK 300 4-matic	170		04.09							
	GLK 320 CDI 4-matic	165		09.08							
	GLK 350	200		09.08							
	GLK 350 4-matic	200		09.08							
	GLK 350 4-matic	225		09.08							
GLK 350 CDI 4-matic	165		04.09								
GLK 350 CDI 4-matic	170		02.10								
GLK 350 CDI 4-matic	195		07.12								
	GLK 200	135		08.13		24.0122-0201.1	422201			300 22,0 19,4 V +S +B	
	GLK 200 CDI	105		07.10							
	GLK 220 BT 4-matic			03.12							
	GLK 220 CDI			04.09							
	GLK 220 CDI 4-matic			04.09							
	GLK 250	155		08.13							
	GLK 250 4-matic	155		08.13							
	GLK 250 BT 4-matic			03.12							
	GLK 250 CDI 4-matic	150		09.08							
	GLK 280 4-matic	170		09.08							
	GLK 300 4-matic	170		04.09							
	GLK 320 CDI 4-matic	165		09.08							
	GLK 350	200		09.08							
	GLK 350 4-matic	200		09.08							
	GLK 350 4-matic	225		09.08							
GLK 350 CDI 4-matic	165		04.09								
GLK 350 CDI 4-matic	170		02.10								
GLK 350 CDI 4-matic	195		07.12								
	GLK 200	135		08.13		24.0711-6200.3	360328	2		Radsensor L=995	
	GLK 200 CDI	105		07.10							
	GLK 220 BT 4-matic			03.12							
	GLK 220 CDI			04.09							
	GLK 220 CDI 4-matic			04.09							
	GLK 250	155		08.13							
	GLK 250 4-matic	155		08.13							
	GLK 250 BT 4-matic			03.12							
	GLK 250 CDI 4-matic	150		09.08							
	GLK 280 4-matic	170		09.08							
	GLK 300 4-matic	170		04.09							
	GLK 320 CDI 4-matic	165		09.08							
	GLK 350	200		09.08							
	GLK 350 4-matic	200		09.08							
	GLK 350 4-matic	225		09.08							
GLK 350 CDI 4-matic	165		04.09								
GLK 350 CDI 4-matic	170		02.10								
GLK 350 CDI 4-matic	195		07.12								
	GLK 200	135		08.13		03.0137-4007.2	654007			180 x 25 /Zub	
	GLK 200 CDI	105		07.10							
	GLK 220 BT 4-matic			03.12							
	GLK 220 CDI			04.09							
	GLK 220 CDI 4-matic			04.09							
	GLK 250	155		08.13							
	GLK 250 4-matic	155		08.13							
	GLK 250 BT 4-matic			03.12							
	GLK 250 CDI 4-matic	150		09.08							
	GLK 280 4-matic	170		09.08							
	GLK 300 4-matic	170		04.09							
	GLK 320 CDI 4-matic	165		09.08							
	GLK 350	200		09.08							
	GLK 350 4-matic	200		09.08							
	GLK 350 4-matic	225		09.08							
GLK 350 CDI 4-matic	165		04.09								
GLK 350 CDI 4-matic	170		02.10								
GLK 350 CDI 4-matic	195		07.12								

MERCEDES BENZ M-Klasse (W163) (98-05)

	ML 230			03.98	06.05	13.0460-8004.2	608004			23193 16,4 +/-WK/Zub	
	ML 270 CDI		X754619	09.99							
	ML 270 CDI		A289559	09.99							
	ML 320		X754619	03.98							
	ML 320		A289559	03.98							
	ML 430		X707755	09.98							
ML 430		A145272	09.98								
ML 270 CDI	A289560			06.05		13.0460-4984.2	604984			23271 17,4 +/-WE(1,8) 23271 17,4 +/-WE(1,8) Belagsatz-Zubehör Warnkontakt L=114mm	BRE BRE
ML 270 CDI	X754620			06.05		13.0470-4984.2	LD4984				
ML 320	A289560			08.02		13.0460-0269.2	610269				
ML 320	X754620			08.02		24.8190-0412.2	620412				
ML 350				09.02	06.05						



									
MERCEDES BENZ M-Klasse (W163) (98-05)									
	ML 400 CDI	A145273		07.01	06.05	13.0460-4984.2	604984	2	23271 17,4 +/-WE(1,8) Belagsatz-Zubehör Warnkontakt L=114mm
	ML 430	X707756			06.05	13.0460-0269.2	610269		
	ML 430				06.05	24.8190-0412.2	620412		
	ML 500			07.01	06.05	13.0460-4984.2	604984	2	23271 17,4 +/-WE(1,8) Belagsatz-Zubehör Warnkontakt L=114mm
	ML 55 AMG			09.99	06.05	13.0460-0269.2	610269		
						24.8190-0412.2	620412		
	ML 230			03.98	06.05	24.0126-0116.1	426116		303 26,0 23,0 V L +B
	ML 270 CDI		X754619	09.99					
	ML 270 CDI		A289559	09.99					
	ML 320		X754619	03.98					
	ML 320		A289559	03.98					
	ML 430		X707755	09.98					
	ML 430		A145272	09.98					
	ML 270 CDI	A289560			06.05	24.0132-0114.1	432114		345 31,9 30,0 V L +B
	ML 270 CDI	X754620			06.05				
	ML 320	A289560			08.02				
	ML 320	X754620			08.02				
	ML 350			09.02	06.05				
	ML 400 CDI			07.01	06.05				
	ML 430	A145273			06.05				
	ML 430	X707756			06.05				
	ML 500			07.01	06.05				
	ML 55 AMG			09.99	06.05				
	ML 270 CDI	A 371935			06.05	24.0711-6058.3	360129	☐ ☐	Radsensor L=832 Radsensor L=812
	ML 270 CDI	X 778321			06.05	24.0711-6057.3	360128		
	ML 320	A 371935			06.05				
	ML 320	X 778321			06.05				
	ML 350			09.02	06.05				
	ML 400 CDI	A 371935			06.05				
	ML 400 CDI	X 778321			06.05				
	ML 500	A 371935			06.05				
ML 500	X 778321			06.05					
	ML 230			03.98	11.98	13.0460-8005.2	608005		23189 16,7 +/-WK/Zub
	ML 320			03.98	11.98				
	ML 430			09.98	11.98				
	ML 230			12.98	06.05	13.0460-8007.2	608007		23190 16,7 +/-WK/Zub
	ML 270 CDI		X754619	09.99					
	ML 270 CDI		A289559	09.99					
	ML 320		X754619	12.98					
	ML 320		A289559	12.98					
	ML 430		X707755	12.98					
	ML 430		A145272	12.98					
	ML 270 CDI	A289560			06.05	13.0460-4977.2	604977	2	23157 15,8 /WE/Zub 23157 15,8 /WE/Zub Warnkontakt L=72mm
	ML 270 CDI	X754620			06.05	13.0470-4977.2	LD4977		
	ML 320	A289560			08.02	24.8190-0411.2	620411		
	ML 320	X754620			08.02				
	ML 350			09.02	06.05				
	ML 400 CDI			07.01	06.05				
	ML 430	A145273			06.05				
	ML 430	X707756			06.05				
	ML 500			07.01	06.05				
	ML 55 AMG			09.99	06.05				
	ML 230			03.98	06.05	24.0115-0111.1	415111		285 15,0 13,0 +B
	ML 270 CDI		X754619	09.99					
	ML 270 CDI		A289559	09.99					
	ML 320		X754619	03.98					
	ML 320		A289559	03.98					
	ML 430		X707755	09.98					
	ML 430		A145272	09.98					
	ML 270 CDI	A289560			06.05	24.0114-0111.1	414111		331 13,9 12,3 +B
	ML 270 CDI	X754620			06.05				
	ML 320	A289560			08.02				
	ML 320	X754620			08.02				
	ML 350			09.02	06.05				
	ML 400 CDI			07.01	06.05				
	ML 430	A145273			06.05				
	ML 430	X707756			06.05				
	ML 500			07.01	06.05				
	ML 55 AMG			09.99	06.05				
	ML 270 CDI	A 371935			06.05	24.0711-6056.3	360082	☐ ☐	Radsensor L=502 Radsensor L=502
	ML 270 CDI	X 778321			06.05	24.0711-6055.3	360081		
	ML 320	A 371935			08.02				
	ML 320	X 778321			06.05				
	ML 350			09.02	06.05				
	ML 400 CDI	A 371935			06.05				
	ML 400 CDI	X 778321			06.05				
	ML 500	A 371935			06.05				
ML 500	X 778321			06.05					
	ML 230			03.98	06.05	03.0137-4014.2	654014		183 x 31 /Zub Bremsbacken-Zubehör
	ML 270 CDI			09.99	06.05	03.0137-9269.2	669269		
	ML 320			03.98	08.02				
	ML 350			09.02	06.05				
	ML 400 CDI			07.01	06.05				
	ML 430			09.98	06.05				

								
MERCEDES BENZ M-Klasse (W163) (98-05)								
	ML 500 ML 55 AMG		07.01 09.99	06.05 06.05	03.0137-4014.2 03.0137-9269.2	654014 669269		183 x 31 /Zub Bremsbacken-Zubehör
MERCEDES BENZ M-Klasse (W164) (05-11)								
	ML 280 CDI ML 300 ML 300 CDI 4-matic ML 320 CDI ML 350 ML 350 BT 4-matic ML 350 CDI 4-matic		07.05 05.09 07.09 07.05 07.05 05.09 07.09	05.11 05.11 05.11 05.11 05.11 05.11 05.11	13.0460-7220.2 13.0470-7220.2 24.8190-0425.2	607220 LD7220 620425	1	23922 21,0 +/WE ATE 23922 21,0 +/WE ATE Warnkontakt L=98mm
	ML 420 CDI 4-matic ML 450 CDI 4-matic ML 450 Hybrid 4-matic ML 500		04.06 09.09 08.09 07.05	05.11 05.11 05.11 05.11	13.0460-7220.2 24.8190-0425.2	607220 620425	1	23922 21,0 +/WE ATE Warnkontakt L=98mm
	ML 63 AMG		09.05	05.11	24.8190-0425.2	620425	1	Warnkontakt L=98mm
	ML 280 CDI ML 300 ML 300 CDI 4-matic ML 320 CDI ML 350 ML 350 BT 4-matic ML 350 CDI 4-matic ML 420 CDI 4-matic ML 450 CDI 4-matic ML 450 Hybrid 4-matic ML 500		07.05 05.09 07.09 07.05 07.05 05.09 07.09 04.06 09.09 08.09 07.05	05.11 05.11 05.11 05.11 05.11 05.11 05.11 05.11 05.11 05.11 05.11	24.0132-0158.1 24.0332-0158.1	432158 532158		330 32,0 29,4 V L +S +B 330 32,0 29,4 V L +S +B PD
	ML 280 CDI ML 300 ML 300 CDI 4-matic ML 320 CDI ML 350 ML 350 BT 4-matic ML 350 CDI 4-matic ML 420 CDI 4-matic ML 450 CDI 4-matic ML 450 Hybrid 4-matic ML 500		07.05 05.09 07.09 07.05 07.05 05.09 07.09 04.06 09.09 08.09 07.05	05.11 05.11 05.11 05.11 05.11 05.11 05.11 05.11 05.11 05.11 05.11	24.0132-0157.1	432157		350 32,0 29,4 V L +S +B
	ML 280 CDI ML 300 ML 300 CDI 4-matic ML 320 CDI ML 350 ML 350 BT 4-matic ML 350 CDI 4-matic ML 420 CDI 4-matic ML 450 CDI 4-matic ML 450 Hybrid 4-matic ML 500		07.05 05.09 07.09 07.05 07.05 05.09 07.09 04.06 09.09 08.09 07.05	05.11 05.11 05.11 05.11 05.11 05.11 05.11 05.11 05.11 05.11 05.11	13.0460-7219.2 13.0470-7219.2 24.8190-0425.2	607219 LD7219 620425	1	23923 17,6 +/WE ATE 23923 17,6 +/WE ATE Warnkontakt L=98mm
	ML 63 AMG		09.05	05.11	24.8190-0425.2	620425	1	Warnkontakt L=98mm
	ML 280 CDI ML 300 ML 300 CDI 4-matic ML 320 CDI ML 350 ML 350 BT 4-matic ML 350 CDI 4-matic ML 420 CDI 4-matic ML 450 CDI 4-matic ML 450 Hybrid 4-matic ML 500		07.05 05.09 07.09 07.05 07.05 05.09 07.09 04.06 09.09 08.09 07.05	05.11 05.11 05.11 05.11 05.11 05.11 05.11 05.11 05.11 05.11 05.11	24.0114-0114.1	414114		330 14,0 11,4 L +S +B
	ML 280 CDI ML 300 ML 300 CDI 4-matic ML 320 CDI ML 350 ML 350 BT 4-matic ML 350 CDI 4-matic ML 420 CDI 4-matic ML 450 CDI 4-matic ML 450 Hybrid 4-matic ML 500		07.05 05.09 07.09 07.05 07.05 05.09 07.09 04.06 09.09 08.09 07.05	05.11 05.11 05.11 05.11 05.11 05.11 05.11 05.11 05.11 05.11 05.11	24.0122-0226.1	422226		330 22,0 19,4 V L +S +B
	ML 280 CDI ML 300 ML 300 CDI 4-matic ML 320 CDI ML 350 ML 350 BT 4-matic ML 350 CDI 4-matic ML 420 CDI 4-matic ML 450 CDI 4-matic ML 450 Hybrid 4-matic ML 500 ML 63 AMG		07.05 05.09 07.09 07.05 07.05 05.09 07.09 04.06 09.09 08.09 07.05 09.05	05.11 05.11 05.11 05.11 05.11 05.11 05.11 05.11 05.11 05.11 05.11 05.11	03.0137-0451.2	650451		210 x 30

1) - 18" wheel / - ruota 18" / - roue 18" / - rueda 18"
2) + 18" wheel / + ruota 18" / + roue 18" / + rueda 18"





MERCEDES BENZ M-Klasse/GLE-Klasse (W166) (11-)

	GLE 250 d	150		04.15		13.0460-7282.2	607282	1		25192 21,3 +/WK 25192 21,3 +/WK Warnkontakt L=98mm	ATE ATE
	GLE 250 d 4-matic	150		04.15		13.0470-7282.2	LD7282				
	GLE 350 d 4-matic	190		04.15		24.8190-0425.2	620425				
	ML 250 CDI BT 4-matic	150		06.11							
	ML 300 4-matic	185		04.14							
	ML 350 BT 4-matic	190		06.11							
	ML 350 CDI 4-matic	170		06.11							
	ML 400 Hybrid 4-matic			02.12							
	ML 350 BE 4-matic	225		06.11		13.0460-7282.2	607282				
	GLE 400 4-matic	245		04.15		13.0470-7282.2	LD7282				
ML 400 4-matic	245		08.13		13.0460-7283.2	607283					
					24.8190-0425.2	620425			- AMG Sportpaket ¹⁾ + AMG Sportpaket ²⁾	25192 21,3 +/WK 25192 21,3 +/WK 25531 19,3 +/WE Warnkontakt L=98mm	ATE ATE ATE
					13.0460-7283.2	607283			- AMG Sportpaket ¹⁾ + AMG Sportpaket ²⁾	25192 21,3 +/WK 25531 19,3 +/WE Warnkontakt L=98mm	ATE ATE
					13.0460-7283.2	607283				25531 19,3 +/WE Warnkontakt L=98mm	ATE
					13.0460-4839.2	604839				24455 16,8 /WE Warnkontakt L=119mm	BRE
					24.8190-0420.2	620420				Warnkontakt L=119mm	
					24.8190-0420.2	620420				Warnkontakt L=119mm	
	GLE 250 d	150		04.15		24.0132-0178.1	432178	1		330 32,0 29,4 V L +S +B 350 32,0 29,4 V L +S +B	
	GLE 250 d 4-matic	150		04.15		24.0132-0179.1	432179				
	GLE 350 d 4-matic	190		04.15							
	ML 250 CDI BT 4-matic	150		06.11							
	ML 300 4-matic	185		04.14							
	ML 350 BT 4-matic	190		06.11							
	ML 350 CDI 4-matic	170		06.11							
	ML 400 Hybrid 4-matic			02.12							
	GLE 400 4-matic	245		04.15		24.8190-0410.2	620410				
	GLE 500 4-matic	320		04.15							
GLE 500 e 4-matic	245		04.15								
ML 350 BE 4-matic	225		06.11								
ML 400 4-matic	245		08.13								
ML 500 BE 4-matic	300		02.12								
GLE AMG 63 4-matic			04.15		24.8190-0410.2	620410				Warnkontakt L=97,5mm	
ML 63 AMG 4-matic			04.12							Warnkontakt L=97,5mm	
GLE AMG 63 S 4-matic	430		04.15		24.8190-0410.2	620410				Warnkontakt L=97,5mm	
	ML 250 CDI BT 4-matic	150	L 174198	06.11		24.0114-0119.1	414119	1		325 14,0 11,4 L +S +B	
	ML 350 BT 4-matic	190	L 174198	06.11							
	ML 350 CDI 4-matic	170	L 174198	06.11							
	ML 400 Hybrid 4-matic		L 174198	02.12							
	GLE 250 d	150		04.15		24.0114-0119.1	414119				
GLE 250 d 4-matic	150		04.15						- AMG Sportpaket ¹⁾	325 14,0 11,4 L +S +B	
GLE 350 d 4-matic	190		04.15						- AMG Sportpaket ¹⁾	325 14,0 11,4 L +S +B	
ML 250 CDI BT 4-matic	150	L 174199									
ML 300 4-matic	185		04.14								
ML 350 BT 4-matic	190	L 174199									
ML 350 CDI 4-matic	170	L 174199									
ML 400 Hybrid 4-matic		L 174199									

MERCEDES BENZ R-Klasse (W251,V251) (06-12)

	R 280			01.07	10.12	13.0460-7220.2	607220	1		23922 21,0 +/WE 23922 21,0 +/WE Warnkontakt L=98mm	ATE ATE				
	R 280 4-matic			05.07	10.12	13.0470-7220.2	LD7220								
	R 280 CDI			05.06	10.12	24.8190-0425.2	620425								
	R 280 CDI 4-matic			11.05	10.12										
	R 300			07.09	10.12										
	R 300 CDI			07.09	10.12										
	R 300 CDI 4-matic			07.09	10.12										
	R 320 CDI 4-matic			11.05	10.12										
	R 350			11.05	10.12										
	R 350 BT 4-matic			05.09	10.12										
	R 350 CDI 4-matic			05.09	10.12										
	R 350 4-matic			01.06	10.12	13.0460-7220.2	607220								
	R 500 4-matic			11.05	10.12	24.8190-0425.2	620425								
	R 63 AMG			11.05	10.12	24.8190-0425.2	620425								
	R 280			01.07	10.12	24.0132-0158.1	432158	1		330 32,0 29,4 V L +S +B 330 32,0 29,4 V L +S +B PD					
	R 280 4-matic			05.07	10.12	24.0332-0158.1	532158								
	R 280 CDI			05.06	10.12										
	R 280 CDI 4-matic			11.05	10.12										
	R 300			01.07	10.12										
	R 300 CDI			07.09	10.12										
	R 300 CDI 4-matic			07.09	10.12										
	R 320 CDI 4-matic			11.05	10.12										
	R 350			11.05	10.12										
	R 350 4-matic			01.06	10.12										
	R 350 BT 4-matic			05.09	10.12										
														- 18" Rad ³⁾	
														- 18" Rad ³⁾	

¹⁾ - AMG sports package / - kit sportivo AMG / - version sport AMG / - paquete deportivo AMG
²⁾ + AMG sports package / + pacchetto sportivo AMG / + version Sport AMG / + kit deportivo AMG
³⁾ - 18" wheel / - ruota 18" / - roue 18" / - rueda 18"



MERCEDES BENZ R-Klasse (W251,V251) (06-12)














	R 350 CDI 4-matic		05.09	10.12	24.0132-0158.1	432158		330 32,0 29,4 V L +S +B																
					24.0332-0158.1	532158		330 32,0 29,4 V L +S +B PD																
	R 280 CDI		05.06	10.12	24.0132-0157.1	432157		350 32,0 29,4 V L +S +B																
	R 350 BT 4-matic		05.09	10.12						+ 18" Rad ¹⁾														
	R 500 4-matic		11.05	10.12						+ 18" Rad ¹⁾														
	R 63 AMG		11.05	10.12																				
	R 280		01.07	10.12	13.0460-7219.2	607219	+ 18" Rad ¹⁾	23923 17,6 +/WE	ATE															
	R 280 CDI 4-matic		11.05	10.12						13.0470-7219.2	LD7219	+ 18" Rad ¹⁾	23923 17,6 +/WE	ATE										
	R 300		07.09	10.12											24.8190-0425.2	620425	1	Warnkontakt L=98mm						
	R 300 CDI		07.09	10.12																				
	R 300 CDI 4-matic		07.09	10.12																				
	R 320 CDI 4-matic		11.05	10.12																				
	R 350		11.05	10.12																				
	R 350 BT 4-matic		05.09	10.12																				
	R 350 CDI 4-matic		05.09	10.12																				
	R 500 4-matic		11.05	10.12																				
	R 280 4-matic		05.07	10.12																13.0460-7219.2	607219		23923 17,6 +/WE	ATE
	R 280 CDI		05.06	10.12																				
R 350 4-matic		01.06	10.12	24.8190-0425.2	620425	1	Warnkontakt L=98mm																	
R 63 AMG		11.05	10.12																					
	R 280		01.07	10.12	24.0114-0114.1	414114		330 14,0 11,4 L +S +B																
	R 280 4-matic		05.07	10.12						24.0122-0226.1	422226		330 22,0 19,4 V L +S +B											
	R 280 CDI		05.06	10.12											- belüftete Scheiben ²⁾									
	R 280 CDI 4-matic		11.05	10.12												+ belüftete Scheiben ³⁾								
	R 300		01.07	10.12																				
	R 300 CDI		07.09	10.12																				
	R 300 CDI 4-matic		07.09	10.12																				
	R 320 CDI 4-matic		11.05	10.12																				
	R 350		11.05	10.12																				
	R 350 4-matic		01.06	10.12																				
	R 350 BT 4-matic		05.09	10.12																				
	R 350 CDI 4-matic		05.09	10.12																				
	R 500 4-matic		11.05	10.12																				
	R 63 AMG		11.05	10.12																				
	R 280		01.07	10.12	03.0137-0451.2	650451		210 x 30																
	R 280 CDI		05.06	10.12																				
	R 280 CDI 4-matic		11.05	10.12																				
	R 300		01.07	10.12																				
	R 300 CDI		07.09	10.12																				
	R 300 CDI 4-matic		07.09	10.12																				
	R 320 CDI 4-matic		11.05	10.12																				
	R 350		11.05	10.12																				
	R 350 4-matic		01.06	10.12																				
	R 350 BT 4-matic		05.09	10.12																				
	R 350 CDI 4-matic		05.09	10.12																				
	R 500 4-matic		11.05	10.12																				
	R 63 AMG		11.05	10.12																				

MERCEDES BENZ S-Klasse (W140) (93-98)











	S 280 / 300 SE 2.8		07.93	10.98	13.0460-9033.2	609033	4	21303 18,9 /WE	ATE															
	S 300 TD		04.96	10.98						13.0460-0263.2	610263		Belagsatz-Zubehör											
	S 320		07.93	10.98											24.8190-0401.2	620401		Warnkontakt L=95mm						
	S 350 TD		07.93	06.96																				
	S 420		07.93	10.98																				
	S 420 C		04.94	05.96																				
	S 500		07.93	10.98																				
	S 500 C		07.93	05.96																				
	S 600		07.93	10.98																				
	S 600 C		07.93	05.96																				
	S 280 / 300 SE 2.8		07.93	10.98	24.0130-0100.1	430100		320 30,0 27,4 V L +B																
	S 300 TD		04.96	10.98																				
	S 320		07.93	10.98																				
	S 350 TD		07.93	06.96																				
	S 420		07.93	10.98																				
	S 420 C		04.94	05.96																				
	S 500		07.93	10.98																				
	S 500 C		07.93	05.96																				
	S 600		07.93	10.98																				
	S 600 C		07.93	05.96																				
	S 280 / 300 SE 2.8		07.93	10.98	13.0460-4047.2	604047	4	21305 15,7 /WE	ATE															
	S 300 TD		04.96	10.98						13.0470-4047.2	LD4047	+ ASR	21305 15,7 /WE	ATE										
	S 320		07.93	10.98											13.0460-0236.2	610236		Belagsatz-Zubehör	ATE					
	S 350 TD		07.93	06.96																24.8190-0401.2	620401		Warnkontakt L=95mm	
	S 420		07.93	10.98																				
	S 420 C		04.94	05.96																				
	S 500		07.93	10.98																				
	S 500 C		07.93	05.96																				
	S 600		07.93	10.98																				
	S 600 C		07.93	05.96																				
	S 280 / 300 SE 2.8		07.93	10.98	24.0112-0129.1	412129		290 12,0 9,8 L																
	S 300 TD		04.96	10.98																				
	S 320		07.93	10.98																				
	S 350 TD		07.93	06.96																				
	S 420		07.93	10.98																				
	S 420 C		04.94	05.96	24.0122-0133.1	422133		300 22,0 19,4 V L																
	S 500		07.93	10.98																				
	S 500 C		07.93	05.96																				
	S 500 C		07.93	05.96																				

1) + 18" wheel / + ruota 18" / + roue 18" / + rueda 18"
 2) - ventilated discs / - dischi ventilati / - disques ventilés / - disco ventilado
 3) + ventilated discs / + dischi ventilati / + disques ventilés / + disco ventilado



MERCEDES BENZ S-Klasse (W140) (93-98)													
	S 600 S 600 C						07.93 07.93	10.98 05.96	24.0122-0133.1	422133			300 22,0 19,4 V L
	S 280 / 300 SE 2.8 S 300 TD S 320 S 350 TD S 420 S 420 C S 500 S 500 C S 600 S 600 C						07.93 04.96 07.93 07.93 07.93 04.94 07.93 07.93 07.93 07.93	10.98 10.98 10.98 06.96 10.98 05.96 10.98 10.98 10.98 05.96	03.0137-0244.2	650244			164 x 25 /Zub
MERCEDES BENZ S-Klasse (W220) (98-06)													
	S 280 S 320 S 320 CDI	145					11.98 11.98 08.99	08.02 08.02 08.02	13.0460-4984.2 13.0470-4984.2 13.0460-0275.2 24.8190-0410.2	604984 LD4984 610275 620410	2		23271 17,4 +/WE(1,8) BRE 23271 17,4 +/WE(1,8) BRE Belagsatz-Zubehör Warnkontakt L=97,5mm
	S 400 CDI S 430						08.00 11.98	08.02 08.02	13.0460-4984.2 13.0460-0269.2 24.8190-0410.2	604984 610269 620410	2		23271 17,4 +/WE(1,8) BRE Belagsatz-Zubehör Warnkontakt L=97,5mm
	S 500 S 55 AMG						11.98 04.99	08.02 08.02	- gepanzerte Fahrzeuge 1) 13.0460-4984.2 13.0460-0269.2 24.8190-0410.2	604984 610269 620410	2		23271 17,4 +/WE(1,8) BRE Belagsatz-Zubehör Warnkontakt L=97,5mm
	S 280 S 320 S 320 CDI S 320 CDI S 350 S 370	145 150					09.02 09.02 09.02 09.02 09.02 08.04	03.06 03.06 03.06 03.06 03.06 03.06	13.0460-4990.2 13.0470-4990.2 13.0460-4984.2 13.0470-4984.2 13.0460-0275.2 24.8190-0416.2 24.8190-0410.2	604990 LD4990 604984 LD4984 610275 620416 620410	1 1	 	23745 17,4 +/WE(1,8/7,1) BRE 23745 17,4 +/WE(1,8/7,1) BRE 23271 17,4 +/WE(1,8) BRE 23271 17,4 +/WE(1,8) BRE Belagsatz-Zubehör Warnkontakt L=100mm Warnkontakt L=97,5mm
	S 400 CDI S 430						09.02 09.02	03.06 03.06	13.0460-4990.2 13.0470-4990.2 13.0460-4984.2 13.0470-4984.2 13.0460-0275.2 24.8190-0416.2 24.8190-0410.2	604990 LD4990 604984 LD4984 610275 620416 620410	1 1	 	23745 17,4 +/WE(1,8/7,1) BRE 23745 17,4 +/WE(1,8/7,1) BRE 23271 17,4 +/WE(1,8) BRE 23271 17,4 +/WE(1,8) BRE Belagsatz-Zubehör Warnkontakt L=100mm Warnkontakt L=97,5mm
	S 500 S 55 AMG S 600						09.02 09.02 08.99	03.06 03.06 03.06	- gepanzerte Fahrzeuge 1) 13.0460-4990.2 13.0460-4984.2 13.0460-0275.2 24.8190-0416.2 24.8190-0410.2	604990 604984 610275 620416 620410	1 1	 	23745 17,4 +/WE(1,8/7,1) BRE 23271 17,4 +/WE(1,8) BRE Belagsatz-Zubehör Warnkontakt L=100mm Warnkontakt L=97,5mm
	S 350 4-matic						06.03	03.06	13.0460-7203.2 24.8190-0416.2 24.8190-0410.2	607203 620416 620410	1 1	 	21670 19,3 +/WE ATE Warnkontakt L=100mm Warnkontakt L=97,5mm
	S 430 4-matic S 500 4-matic						09.02 09.02	03.06 03.06	13.0460-7183.2 24.8190-0425.2	607183 620425	1		21484 20,5 +/WE ATE Warnkontakt L=98mm
	S 55 Kompressor AMG S 65 AMG						06.02 03.04	03.06 03.06	13.0460-4997.2 24.8190-0410.2	604997 620410	2		23944 17,5 +/WE BRE Warnkontakt L=97,5mm
	S 500 S 600						11.98 08.99	03.06 03.06	+ gepanzerte Fahrzeuge 2) + gepanzerte Fahrzeuge 2) 24.8190-0410.2	620410	2		Warnkontakt L=97,5mm
	S 280 S 320 S 350 S 370						11.98 11.98 09.02 08.04	03.06 03.06 03.06 03.06	24.0128-0125.1 13.8190-0330.1	428125 990134	4		312 28,0 26,0 V L +B Halterschraube
	S 320 CDI S 320 CDI S 400 CDI S 430 S 500	145 150					08.99 09.02 08.00 11.98 11.98	03.06 03.06 03.06 03.06 03.06	24.0132-0115.1 13.8190-0330.1	432115 990134	4		330 32,0 30,0 V L +B Halterschraube
	S 350 4-matic						06.03	03.06	24.0130-0172.1 13.8190-0330.1	430172 990134	4		304 30,0 27,4 V L +B Halterschraube
	S 430 4-matic S 500 4-matic						09.02 09.02	03.06 03.06	24.0132-0136.1 13.8190-0330.1	432136 990134	4		330 32,0 30,0 V L +B Halterschraube
	S 55 AMG S 600						04.99 08.99	03.06 03.06	24.0132-0125.1 13.8190-0330.1	432125 990134	4		345 32,0 30,0 V L +B Halterschraube
	S 55 Kompressor AMG						06.02	03.06	24.0136-0105.1	436105			360 36,0 34,0 V L +B
	S 280 S 320 S 320 CDI S 370 S 400 CDI S 430 S 500 S 55 AMG	145					11.98 11.98 08.99 08.04 08.00 11.98 11.98 04.99	03.06 03.06 03.06 03.06 09.02 09.02 09.02 09.02	13.0460-4069.2 24.8190-0410.2	604069 620410	1		23078 15,9 /WE ATE Warnkontakt L=97,5mm
	S 320 CDI S 350 S 350 4-matic S 400 CDI S 430 S 430 4-matic S 500 S 500 4-matic	150					09.02 09.02 06.03 10.02 10.02 09.02 10.02 09.02	03.06 03.06 03.06 03.06 03.06 03.06 03.06 03.06	13.0460-7171.2 13.0470-7171.2 24.8190-0410.2	607171 LD7171 620410	1		23334 16,7 +/WE ATE 23334 16,7 +/WE ATE Warnkontakt L=97,5mm

1) - armoured vehicles / - veicoli blindati / - véhicule blindé / - vehículo blindado
2) + armoured vehicles / + veicoli blindati / + véhicule blindé / + vehículo blindado

Werkzeuge		KW		23		i		Ate		?		i		i	
MERCEDES BENZ S-Klasse (W220) (98-06)															
	S 600			08.99	03.06	- gepanzerte Fahrzeuge 1)	13.0460-7171.2	607171				23334	16,7 +/WE	ATE	
							13.0470-7171.2	LD7171				23334	16,7 +/WE	ATE	
							24.8190-0410.2	620410	1				Warnkontakt L=97,5mm		
	S 55 Kompressor AMG			06.02	03.06		13.0460-4998.2	604998				23478	16,5 /WE	BRE	
	S 500			11.98	03.06	+ gepanzerte Fahrzeuge 2)	13.0460-4047.2	604047				21305	15,7 /WE	ATE	
	S 600			08.99	03.06	+ gepanzerte Fahrzeuge 2)	13.0470-4047.2	LD4047				21305	15,7 /WE	ATE	
							13.0460-0236.2	610236					Belagsatz-Zubehör	ATE	
							24.8190-0410.2	620410	1				Warnkontakt L=97,5mm		
	S 65 AMG			03.04	03.06		13.0460-4819.2	604819				23478	14,6 /WE	BRE	
							24.8190-0410.2	620410	1				Warnkontakt L=97,5mm		
	S 280			11.98	03.06		24.0111-0153.1	411153					300	11,0 9,3 +B	
	S 320			11.98	03.06										
	S 320 CDI	145		08.99	03.06										
	S 320 CDI	150		09.02	03.06										
	S 350			09.02	03.06										
	S 370			08.04	03.06										
	S 430			10.02	03.06										
	S 350 4-matic			06.03	03.06		24.0122-0192.1	422192					300	22,0 19,4 V L +B	
	S 400 CDI			08.00	03.06										
	S 430			11.98	09.02										
S 430 4-matic			09.02	03.06											
S 500			11.98	03.06	- gepanzerte Fahrzeuge 1)										
S 500 4-matic			09.02	03.06											
S 55 AMG			04.99	03.06		24.0122-0213.1	422213					315	22,0 19,4 V L +B		
S 55 Kompressor AMG			06.02	03.06		24.0126-0137.1	426137					330	26,0 24,0 V L +B		
	S 280			11.98	03.06		03.0137-4016.2	654016					180 x 25 /Zub		
	S 320			11.98	03.06		03.0137-9297.2	669297					Bremsbacken-Zubehör		
	S 320 CDI	145		08.99	03.06										
	S 320 CDI	150		09.02	03.06										
	S 350			09.02	03.06										
	S 350 4-matic			06.03	03.06										
	S 370			08.04	03.06										
	S 400 CDI			08.00	03.06										
	S 430			11.98	03.06										
	S 430 4-matic			09.02	03.06										
	S 500			11.98	03.06	- gepanzerte Fahrzeuge 1)									
	S 500 4-matic			09.02	03.06										
	S 55 AMG			04.99	03.06										
	S 55 Kompressor AMG			06.02	03.06										
S 600			08.99	03.06	- gepanzerte Fahrzeuge 1)										
MERCEDES BENZ S-Klasse (W221) (06-13)															
	S 250 CDI	150		01.11	05.13		13.0460-4817.2	604817				23960	18,3 /WE	BRE	
	S 280 / S 300	170		04.06	05.13		24.8190-0420.2	620420	1				Warnkontakt L=119mm		
	S 320 CDI	155		12.05	05.13										
	S 320 CDI / S 350 CDI	173		12.05	05.13										
	S 320 CDI 4-matic	155		12.05	05.13										
	S 320 CDI 4-matic	173		05.06	05.13										
	S 350	200		12.05	05.13										
	S 350 4-matic	200		02.07	05.13										
	S 350 BlueTec	190		04.11	05.13										
	S 350 BlueTec 4-matic	190		04.11	05.13										
	S 350 CGI	225		04.11	05.13										
	S 350 CGI 4-matic	225		04.11	05.13										
	S 400 Hybrid	205		06.09	05.13										
	S 450	250		04.06	05.13										
	S 450 4-matic	250		04.06	05.13										
S 500	285		12.05	05.13											
S 500 4-matic	285		04.06	05.13											
	S 420 CDI / S 450 CDI	235		04.06	05.13		13.0460-4817.2	604817				23960	18,3 /WE	BRE	
							13.0460-4984.2	604984	2	+ gepanzerte Fahrzeuge 2)		23271	17,4 +/WE(1,8)	BRE	
							24.8190-0420.2	620420	1				Warnkontakt L=119mm		
							24.8190-0410.2	620410	1	+ gepanzerte Fahrzeuge 2)			Warnkontakt L=97,5mm		
	S 600	380	A 000100	12.05			13.0460-4997.2	604997				23944	17,5 +/WE	BRE	
							13.0460-4839.2	604839		- AMG Sportpaket 3)		24455	16,8 /WE	BRE	
							13.0460-4984.2	604984	2	+ AMG Sportpaket 4)		23271	17,4 +/WE(1,8)	BRE	
							24.8190-0410.2	620410	1	+ gepanzerte Fahrzeuge 2)			Warnkontakt L=97,5mm		
	S 600	380	A 000101		05.13		13.0460-4839.2	604839				24455	16,8 /WE	BRE	
							13.0460-4984.2	604984	2	+ gepanzerte Fahrzeuge 2)		23271	17,4 +/WE(1,8)	BRE	
							24.8190-0420.2	620420	1				Warnkontakt L=119mm		
	S 63 AMG			01.07	05.13		24.8190-0420.2	620420	1				Warnkontakt L=119mm		
	S 65 AMG			04.06	05.13										
	S 250 CDI	150		01.11	05.13	- Sportpaket AMG 5)	24.0132-0137.1	432137					335	32,0 30,0 V L +S +B	
	S 280 / S 300	170		04.06	05.13	- Sportpaket AMG 5)									
	S 320 CDI	155		12.05	05.13	- Sportpaket AMG 5)									
	S 320 CDI / S 350 CDI	173		12.05	05.13	- Sportpaket AMG 5)									
	S 350	200		12.05	05.13	- Sportpaket AMG 5)									
	S 350 4-matic	200		02.07	05.13	- Sportpaket AMG 5)									
	S 350 BlueTec	190		04.11	05.13	- Sportpaket AMG 5)									
	S 350 CGI	225		04.11	05.13	- Sportpaket AMG 5)									
	S 350 CGI 4-matic	225		04.11	05.13	- Sportpaket AMG 5)									
	S 400 Hybrid	205		06.09	05.13	- Sportpaket AMG 5)									
S 500	285		12.05	05.13	- Sportpaket AMG 5)										

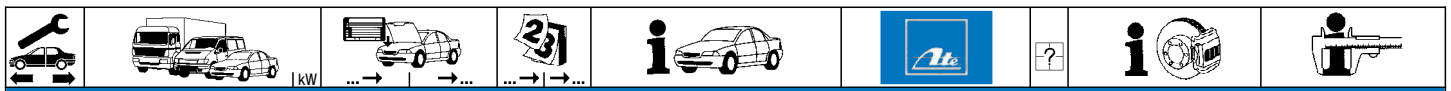
1) - armoured vehicles / - veicoli blindati / - véhicule blindé / - vehículo blindado

2) + armoured vehicles / + veicoli blindati / + véhicule blindé / + vehículo blindado

3) - AMG sports package / - kit sportivo AMG / - version sport AMG / - paquete deportivo AMG

4) + AMG sports package / + pacchetto sportivo AMG / + version Sport AMG / + kit deportivo AMG

5) - sport package AMG / - pacchetto sportivo AMG / - version sport AMG / - kit sportivo AMG



MERCEDES BENZ S-Klasse (W221) (06-13)

	S 250 CDI	150		01.11	05.13	+ Sportpaket AMG ¹⁾	24.0132-0138.1	432138		350 32,0 30,0 V L +S +B
	S 280 / S 300	170		04.06	05.13	+ Sportpaket AMG ¹⁾				
	S 320 CDI	155		12.05	05.13	+ Sportpaket AMG ¹⁾				
	S 320 CDI / S 350 CDI	173		12.05	05.13	+ Sportpaket AMG ¹⁾				
	S 320 CDI 4-matic	155		12.05	05.13					
	S 320 CDI 4-matic	173		05.06	05.13					
	S 350	200		12.05	05.13	+ Sportpaket AMG ¹⁾				
	S 350 4-matic	200		02.07	05.13	+ Sportpaket AMG ¹⁾				
	S 350 BlueTec	190		04.11	05.13	+ Sportpaket AMG ¹⁾				
	S 350 BlueTec 4-matic	190		04.11	05.13					
S 350 CGI	225		04.11	05.13	+ Sportpaket AMG ¹⁾					
S 350 CGI 4-matic	225		04.11	05.13	+ Sportpaket AMG ¹⁾					
S 400 Hybrid	205		06.09	05.13	+ Sportpaket AMG ¹⁾					
S 420 CDI / S 450 CDI	235		04.06	05.13						
S 450	250		04.06	05.13						
S 450 4-matic	250		04.06	05.13						
S 500	285		12.05	05.13	+ Sportpaket AMG ¹⁾					
S 500 4-matic	285		04.06	05.13						
S 500 CGI	320		04.11	05.13						
S 500 CGI 4-matic	320		03.11	05.13						
S 600	380		12.05	05.13						
	S 280 / S 300	170		04.06	05.13		24.0711-6348.3	360334	2	Radsensor L=1002
	S 320 CDI	155		12.05	05.13					
	S 320 CDI / S 350 CDI	173		12.05	05.13					
	S 350	200		12.05	05.13					
	S 350 BlueTec	190		04.11	05.13					
	S 350 CGI	225		04.11	05.13					
	S 400 Hybrid	205		06.09	05.13					
	S 420 CDI / S 450 CDI	235		04.06	05.13					
	S 450	250		04.06	05.13					
	S 500	285		12.05	05.13					
S 500 CGI	320		04.11	05.13						
S 600	380		12.05	05.13						
S 63 AMG			01.07	05.13						
S 65 AMG			04.06	05.13						
S 320 CDI 4-matic	155	A 293047	12.05			24.0711-5193.3	360238	2	Radsensor L=778	
S 320 CDI 4-matic	173	A 293047	05.06							
S 350 4-matic	200	A 293047	02.07							
S 450 4-matic	250	A 293047	04.06							
S 500 4-matic	285	A 293047	04.06							
S 250 CDI	150	A 362911	01.11			24.0711-5463.3	360385	2	Radsensor L=798	
S 320 CDI 4-matic	155 A 293048	A 362911								
S 320 CDI 4-matic	173 A 293048	A 362911								
S 350 4-matic	200 A 293048	A 362911								
S 350 BlueTec 4-matic	190	A 362911	04.11							
S 350 CGI 4-matic	225	A 362911	04.11							
S 450 4-matic	250 A 293048	A 362911								
S 500 4-matic	285 A 293048	A 362911								
S 500 CGI 4-matic	320	A 362911	03.11							
S 250 CDI	150 A 362912			05.13						
S 320 CDI 4-matic	155 A 362912			05.13						
S 320 CDI 4-matic	173 A 362912			05.13						
S 350 4-matic	200 A 362912			05.13						
S 350 BlueTec 4-matic	190 A 362912			05.13						
S 350 CGI 4-matic	225 A 362912			05.13						
S 450 4-matic	250 A 362912			05.13						
S 500 4-matic	285 A 362912			05.13						
S 500 CGI 4-matic	320 A 362912			05.13						
	S 250 CDI	150		01.11	05.13		24.8190-0410.2	620410	1	Warnkontakt L=97,5mm
	S 320 CDI	155 A 289059			05.13					
	S 320 CDI / S 350 CDI	173 A 289059			05.13					
	S 320 CDI 4-matic	155 A 289059			05.13					
	S 320 CDI 4-matic	173 A 289059			05.13					
	S 350	200 A 289059			05.13					
	S 350 4-matic	200 A 289059			05.13					
	S 350 BlueTec	190		04.11	05.13	+ Sportpaket AMG ¹⁾				
	S 350 BlueTec 4-matic	190		04.11	05.13	+ Sportpaket AMG ¹⁾				
	S 350 CGI	225		04.11	05.13	+ Sportpaket AMG ¹⁾				
S 350 CGI 4-matic	225		04.11	05.13	+ Sportpaket AMG ¹⁾					
S 400 Hybrid	205 A 289059			05.13						
S 450	250 A 289059			05.13						
S 450 4-matic	250 A 289059			05.13						
S 500	285 A 289059			05.13						
S 500 4-matic	285 A 289059			05.13						
S 500 CGI	320		04.11	05.13						
S 500 CGI 4-matic	320		03.11	05.13						
S 280 / S 300	170		04.06	05.13		13.0460-7171.2	607171		23334 16,7 +/-WE	ATE
S 320 CDI	155	A 289058	12.05							
S 320 CDI / S 350 CDI	173	A 289058	12.05			24.8190-0410.2	620410	1	Warnkontakt L=97,5mm	ATE
S 320 CDI 4-matic	155	A 289058	12.05							
S 320 CDI 4-matic	173	A 289058	05.06							
S 350	200	A 289058	12.05							
S 350 4-matic	200	A 289058	02.07							
S 350 BlueTec	190		04.11	05.13	- Sportpaket AMG ²⁾					
S 350 BlueTec 4-matic	190		04.11	05.13	- Sportpaket AMG ²⁾					
S 350 CGI	225		04.11	05.13	- Sportpaket AMG ²⁾					

¹⁾ + sports package AMG / + pacchetto sportivo AMG / + version sport AMG / + kit deportivo AMG
²⁾ - sport package AMG / - pacchetto sportivo AMG / - version sport AMG / - kit deportivo AMG



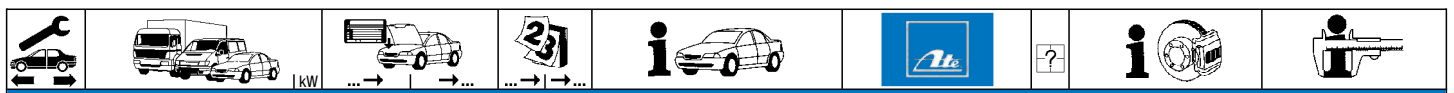


MERCEDES BENZ S-Klasse (W221) (06-13)

	S 350 CGI 4-matic	225		04.11	05.13	- Sportpaket AMG ¹⁾	13.0460-7171.2	607171		23334 16,7 +/WE 23334 16,7 +/WE Warnkontakt L=97,5mm	ATE ATE
	S 400 Hybrid	205	A 289058	06.09			13.0470-7171.2	LD7171			
	S 420 CDI / S 450 CDI	235		04.06	05.13		24.8190-0410.2	620410	1		
	S 450	250	A 289058	04.06							
	S 450 4-matic	250	A 289058	04.06							
	S 500	285	A 289058	12.05							
	S 500 4-matic	285	A 289058	04.06							
	S 600	380		12.05	05.13		13.0460-4998.2	604998			
	S 63 AMG			01.07	05.13		24.8190-0420.2	620420	1		
	S 65 AMG			04.06	05.13						
	S 250 CDI	150		01.11	05.13	- Sportpaket AMG ¹⁾	24.0112-0183.1	412183		300 12,0 10,0 +S +B	
	S 280 / S 300	170	A 265575	04.06							
	S 320 CDI	155	A 265575	12.05							
	S 320 CDI / S 350 CDI	173	A 265575	12.05							
	S 320 CDI 4-matic	155	A 265575	12.05							
	S 320 CDI 4-matic	173	A 265575	05.06							
	S 350	200	A 265575	12.05							
	S 350 4-matic	200	A 265575	02.07							
	S 400 Hybrid	205		06.09	05.13	- Sportpaket AMG ¹⁾					
	S 280 / S 300	170	A 265576		05.13		24.0122-0229.1	422229			
S 320 CDI	155	A 265576		05.13		24.0124-0212.1	424212				
S 320 CDI / S 350 CDI	173	A 265576		05.13							
S 320 CDI 4-matic	155	A 265576		05.13							
S 320 CDI 4-matic	173	A 265576		05.13							
S 350	200	A 265576		05.13							
S 350 4-matic	200	A 265576		05.13							
S 350 BlueTec	190		04.11	05.13							
S 350 BlueTec 4-matic	190		04.11	05.13							
S 350 CGI	225		04.11	05.13							
S 350 CGI 4-matic	225		04.11	05.13							
S 250 CDI	150		01.11	05.13	+ Sportpaket AMG ⁴⁾	24.0124-0212.1	424212				
S 400 Hybrid	205		06.09	05.13	+ Sportpaket AMG ⁴⁾						
S 420 CDI / S 450 CDI	235		04.06	05.13							
S 450	250		04.06	05.13							
S 450 4-matic	250		04.06	05.13							
S 500	285		12.05	05.13							
S 500 4-matic	285		04.06	05.13							
S 500 CGI	320		04.11	05.13							
S 500 CGI 4-matic	320		03.11	05.13							
S 600	380		12.05	05.13		24.0126-0149.1	426149				
	S 280 / S 300	170	A 293047	04.06			24.0711-6349.3	360333	2	Radsensor L=675	
	S 320 CDI	155	A 293047	12.05							
	S 320 CDI / S 350 CDI	173	A 293047	12.05							
	S 320 CDI 4-matic	155	A 293047	12.05							
	S 320 CDI 4-matic	173	A 293047	05.06							
	S 350	200	A 293047	12.05							
	S 350 4-matic	200	A 293047	02.07							
	S 420 CDI / S 450 CDI	235	A 293047	04.06							
	S 450	250	A 293047	04.06							
	S 450 4-matic	250	A 293047	04.06							
S 500	285	A 293047	12.05								
S 500 4-matic	285	A 293047	04.06								
S 600	380	A 293047	12.05								
S 63 AMG		A 293047	01.07								
S 65 AMG		A 293047	04.06								
S 250 CDI	150		01.11	05.13		24.0711-6331.3	360364	2	Radsensor L=675		
S 280 / S 300	170	A 293048		05.13							
S 320 CDI	155	A 293048		05.13							
S 320 CDI / S 350 CDI	173	A 293048		05.13							
S 320 CDI 4-matic	155	A 293048		05.13							
S 320 CDI 4-matic	173	A 293048		05.13							
S 350	200	A 293048		05.13							
S 350 4-matic	200	A 293048		05.13							
S 350 BlueTec	190		04.11	05.13							
S 350 BlueTec 4-matic	190		04.11	05.13							
S 350 CGI	225		04.11	05.13							
S 350 CGI 4-matic	225		04.11	05.13							
S 400 Hybrid	205		06.09	05.13							
S 420 CDI / S 450 CDI	235	A 293048		05.13							
S 450	250	A 293048		05.13							
S 450 4-matic	250	A 293048		05.13							
S 500	285	A 293048		05.13							
S 500 4-matic	285	A 293048		05.13							
S 500 CGI	320		04.11	05.13							
S 500 CGI 4-matic	320		03.11	05.13							
S 600	380	A 293048		05.13							
S 63 AMG		A 293048		05.13							
S 65 AMG		A 293048		05.13							
	S 250 CDI	150		01.11	05.13		03.0137-4006.2	654006		180 x 25 /Zub	
	S 280 / S 300	170		04.06	05.13						
	S 320 CDI	155		12.05	05.13						
	S 320 CDI / S 350 CDI	173		12.05	05.13						
	S 320 CDI 4-matic	155		12.05	05.13						
	S 320 CDI 4-matic	173		05.06	05.13						
	S 350	200		12.05	05.13						

1) - sport package AMG / - pacchetto sportivo AMG / - version sport AMG / - kit deportivo AMG
 2) - AMG sports package / - kit sportivo AMG / - version sport AMG / - paquete deportivo AMG
 3) + AMG sports package / + pacchetto sportivo AMG / + version Sport AMG / + kit deportivo AMG
 4) + sports package AMG / + pacchetto sportivo AMG / + version sport AMG / + kit deportivo AMG





MERCEDES BENZ S-Klasse (W221) (06-13)

	S 350 4-matic	200		02.07	05.13	03.0137-4006.2	654006			180 x 25 /Zub
	S 350 BlueTec	190		04.11	05.13					
	S 350 BlueTec 4-matic	190		04.11	05.13					
	S 350 CGI	225		04.11	05.13					
	S 350 CGI 4-matic	225		04.11	05.13					
	S 400 Hybrid	205		06.09	05.13					
	S 420 CDI / S 450 CDI	235		04.06	05.13					
	S 450	250		04.06	05.13					
	S 450 4-matic	250		04.06	05.13					
	S 500	285		12.05	05.13					
	S 500 4-matic	285		04.06	05.13					
	S 500 CGI	320		04.11	05.13					
	S 500 CGI 4-matic	320		03.11	05.13					
	S 600	380		12.05	05.13					
	S 63 AMG			01.07	05.13					
	S 65 AMG			04.06	05.13					

MERCEDES BENZ S-Klasse (W222) (13-)

	S 63 AMG	430		09.13		13.0460-4839.2	604839		- Keramikbremse ²⁾	24455 16,8 /WE	BRE
	S 63 AMG 4-matic	430		09.13		24.8190-0420.2	620420	1	- Keramikbremse ²⁾	Warnkontakt L=119mm	
	S 65 AMG	463		03.14							
	S 600	390		04.14		24.8190-0420.2	620420	1		Warnkontakt L=119mm	
	S 600 Maybach	390		12.14					- gepanzerte Fahrzeuge ¹⁾		
	S 300 BT Hybrid	150		02.14		24.8190-0410.2	620410	2		Warnkontakt L=97,5mm	
	S 300 BT Hybrid	170		02.14							
	S 350 BT	190		03.13							
	S 350 BT 4-matic	185		02.14							
	S 350 BT 4-matic	190		02.14							
	S 400 Hybrid	225		03.13							
	S 500	335		03.13							
	S 500 4-matic	335		09.13							
	S 500 Hybrid	245		07.14							
	S 500 Maybach	335		12.14					- gepanzerte Fahrzeuge ¹⁾		
	S 63 AMG	430		09.13		24.8190-0410.2	620410	1		Warnkontakt L=97,5mm	
	S 63 AMG 4-matic	430		09.13							
	S 65 AMG	463		03.14							
	S 600	390		04.14		24.8190-0410.2	620410	1		Warnkontakt L=97,5mm	
	S 600 Maybach	390		12.14					- gepanzerte Fahrzeuge ¹⁾		

MERCEDES BENZ S-Klasse (C217) Coupe (14-)

	S 63 AMG	430		07.14		24.8190-0420.2	620420	1	- Keramikbremse ²⁾	Warnkontakt L=119mm	
	S 63 AMG 4-Matic	430		04.14							
	S 65 AMG	463		07.14							
	S 500	335		11.14		24.8190-0410.2	620410	1		Warnkontakt L=97,5mm	
	S 500 4-Matic	335		04.14							
	S 63 AMG 4-Matic	430		04.14		24.8190-0410.2	620410	1		Warnkontakt L=97,5mm	
	S 63 AMG	430		07.14		24.8190-0410.2	620410	1		Warnkontakt L=97,5mm	
	S 65 AMG	463		07.14							

MERCEDES BENZ SL-Klasse (R129) (93-01)

	SL 280	142		08.93	09.01	13.0460-4201.2	604201			21153 17,5 /WE	ATE
	SL 320	170		08.93	09.01	24.8190-0401.2	620401	2		Warnkontakt L=95mm	
	SL 500	235		08.93	09.01	13.0460-0219.2	610219			Belagsatz-Zubehör	ATE
	SL 60 AMG	280		05.94	09.01						
	SL 280	150	F 187941	08.93		13.0460-4201.2	604201		- ESP	21153 17,5 /WE	ATE
	SL 320	165	F 187941	05.98		13.0460-4984.2	604984		+ ESP	23271 17,4 +/WE(1,8)	BRE
						13.0470-4984.2	LD4984		+ ESP	23271 17,4 +/WE(1,8)	BRE
						13.0460-0269.2	610269		+ ESP	Belagsatz-Zubehör	
						13.0460-0219.2	610219			Belagsatz-Zubehör	ATE
						24.8190-0401.2	620401	2		Warnkontakt L=95mm	
	SL 280	150	F 187942		09.01	13.0460-4984.2	604984			23271 17,4 +/WE(1,8)	BRE
	SL 320	165	F 187942		09.01	13.0470-4984.2	LD4984			23271 17,4 +/WE(1,8)	BRE
						13.0460-0269.2	610269			Belagsatz-Zubehör	
						24.8190-0401.2	620401	2		Warnkontakt L=95mm	
	SL 500	225		05.98	09.01	13.0460-4984.2	604984			23271 17,4 +/WE(1,8)	BRE
	SL 55 AMG	260		03.00	09.01	13.0460-0269.2	610269			Belagsatz-Zubehör	
						24.8190-0401.2	620401	2		Warnkontakt L=95mm	
	SL 600			08.93	09.01	13.0460-4201.2	604201		- ESP	21153 17,5 /WE	ATE
						13.0460-4984.2	604984		+ ESP	23271 17,4 +/WE(1,8)	BRE
						13.0460-0269.2	610269		+ ESP	Belagsatz-Zubehör	
						13.0460-0219.2	610219			Belagsatz-Zubehör	ATE
						24.8190-0401.2	620401	2		Warnkontakt L=95mm	
	SL 280	142		08.93	09.01	24.0128-0103.1	428103		- ESP	300 28,0 25,4 V L +B	
	SL 320	170		08.93	09.01	24.0130-0121.1	430121		+ ESP	320 30,0 28,0 V L +B	
						24.0130-0122.1	430122		+ ESP	320 30,0 28,0 V L +B	
	SL 280	150	F 187941	08.93		24.0128-0103.1	428103		- ESP	300 28,0 25,4 V L +B	
	SL 320	165	F 187941	05.98							
	SL 280	150	F 187942		09.01	24.0132-0147.1	432147		+ SL Edition	334 32,0 30,0 V L +B	
	SL 320	165	F 187942		09.01						
	SL 500	225		05.98	09.01						
	SL 55 AMG	260		03.00	09.01						
	SL 500	235	F103936	08.93		24.0128-0103.1	428103			300 28,0 25,4 V L +B	
	SL 60 AMG	280	F103936	05.94		13.8190-0242.1	990124	4		Halterschraube	

¹⁾ - armoured vehicles / - veicoli blindati / - véhicule blindé / - vehículo blindado

²⁾ - ceramic brake / - freno in ceramica / - frein de céramique / - freno de cerámica

³⁾ - AMG Performance package / - Performance package AMG / - Performance package AMG / - Performance package AMG



MERCEDES BENZ SL-Klasse (R129) (93-01)

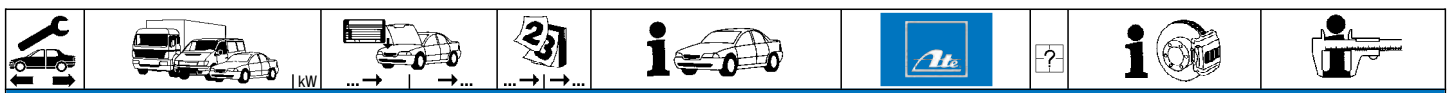
	SL 500 SL 500 SL 60 AMG SL 600	235 F103937 235 280 F103937		08.93 09.01 09.01 08.93	09.01 - AMG Technikpaket 1) 09.01 + AMG Technikpaket 2) 09.01 09.01	24.0130-0121.1 24.0130-0122.1 13.8190-0242.1	430121 430122 990124	4		320 30,0 28,0 V L +B 320 30,0 28,0 V L +B Halterschraube	
	SL 280 SL 320	142 170	F 125157 F 125157	08.93 08.93		13.0460-3805.2 13.0470-3805.2 13.0460-0215.2 24.8190-0401.2	603805 LD3805 610215 620401	4	+ ASR	21197 15,0 /WE 21197 15,0 /WE Belagsatz-Zubehör Warnkontakt L=95mm	ATE ATE ATE
	SL 280 SL 280 SL 320 SL 320	142 F 125158 150 165 170 F 125158		08.93 09.01 05.98 09.01	09.01 09.01 09.01 09.01	13.0460-4047.2 13.0470-4047.2 13.0460-0236.2 24.8190-0401.2	604047 LD4047 610236 620401	1		21305 15,7 /WE 21305 15,7 /WE Belagsatz-Zubehör Warnkontakt L=95mm	ATE ATE ATE
	SL 500 SL 60 AMG	235 280	F 125157 F 125157	08.93 05.94		13.0460-3805.2 13.0460-0215.2 24.8190-0401.2	603805 610215 620401	4	+ ASR	21197 15,0 /WE Belagsatz-Zubehör Warnkontakt L=95mm	ATE ATE
	SL 500 SL 500 SL 55 AMG SL 60 AMG SL 600	225 235 F 125158 260 280 F 125158		05.98 09.01 03.00 09.01 08.93	09.01 09.01 09.01 09.01 09.01	13.0460-4047.2 13.0460-0236.2 24.8190-0401.2	604047 610236 620401	1		21305 15,7 /WE Belagsatz-Zubehör Warnkontakt L=95mm	ATE ATE
	SL 280 SL 320 SL 500 SL 55 AMG	150 F 187942 165 F 187942 225 260		09.01 09.01 05.98 03.00	09.01 09.01 09.01 09.01	24.0122-0218.1	422218		- SL Edition	300 22,0 19,4 V L +B	
	SL 280 SL 320 SL 500 SL 60 AMG	142 170 235 280	F 125157 F 125157 F 103936 F 103936	08.93 08.93 08.93 05.94		24.0109-0103.1	409103			278 9,0 7,3 +B	
	SL 280 SL 280 SL 320 SL 320 SL 500 SL 60 AMG	142 F 125158 150 165 170 F 125158 235 F 125158 280 F 125158	F 187941 F 187941	08.93 05.98 09.01 09.01 09.01	09.01 09.01 09.01 09.01 09.01	24.0110-0293.1 24.0122-0218.1	410293 422218		- ESP + ESP	290 10,0 8,3 L +B 300 22,0 19,4 V L +B	
	SL 600			08.93	09.01	24.0122-0218.1	422218			300 22,0 19,4 V L +B	
	SL 280 SL 280 SL 320 SL 320 SL 500 SL 500 SL 55 AMG SL 60 AMG SL 600	142 150 165 170 225 235 260 280		08.93 08.93 05.98 08.93 05.98 08.93 03.00 05.94 08.93	09.01 09.01 09.01 09.01 09.01 09.01 09.01 09.01 09.01	03.0137-0170.2	650170			164 x 20 /Zub	

MERCEDES BENZ SL-Klasse (R230) (01-11)

	SL 280 SL 300 SL 350 SL 350 SL 500	170 170 200 232 285		11.07 04.09 03.06 04.08 03.06	11.11 + Sportpaket 3) 11.11 + Sportpaket 3) 11.11 + Sportpaket 3) 11.11 + Sportpaket 3) 11.11	13.0460-4817.2 24.8190-0420.2	604817 620420	2		23960 18,3 /WE Warnkontakt L=119mm	BRE
	SL 280 SL 300 SL 350 SL 350	170 170 180 200		11.07 04.09 02.03 03.06	11.11 - Sportpaket 4) 11.11 - Sportpaket 4) 11.11 11.11 - Sportpaket 4)	13.0460-4990.2 13.0470-4990.2 13.0460-0275.2 24.8190-0410.2	604990 LD4990 610275 620410	2		23745 17,4 +/WE(1,8/7,1) 23745 17,4 +/WE(1,8/7,1) Belagsatz-Zubehör Warnkontakt L=97,5mm	BRE BRE
	SL 350 SL 500	232 225		04.08 09.01	11.11 - Sportpaket 4) 11.11 - Sportpaket 4)	13.0460-4990.2 13.0460-0275.2 24.8190-0410.2	604990 610275 620410	2		23745 17,4 +/WE(1,8/7,1) Belagsatz-Zubehör Warnkontakt L=97,5mm	BRE BRE
	SL 500	225		09.01	11.11 + Sportpaket 3)	13.0460-4990.2 13.0460-0275.2 24.8190-0420.2	604990 610275 620420	2		23745 17,4 +/WE(1,8/7,1) Belagsatz-Zubehör Warnkontakt L=119mm	BRE
	SL 55 AMG SL 55 AMG SL 600 SL 600 SL 65 AMG	350 368 368 380 450	F 134504 F 134504 F 122820	09.01 06.02 04.03 03.06 03.04	11.11 11.11	13.0460-4997.2 24.8190-0410.2	604997 620410	2		23944 17,5 +/WE Warnkontakt L=97,5mm	BRE
	SL 65 AMG	450 F 122821		11.11		24.8190-0420.2	620420	2		Warnkontakt L=119mm	
	SL 600 SL 600	368 F 134505 380 F 134505		11.11 11.11		24.8190-0420.2	620420	2		Warnkontakt L=119mm	
	SL 65 AMG BlackSeries SL 55 AMG	493 380		07.08 03.06	11.11 11.11	13.0460-4839.2 24.8190-0420.2	604839 620420	2		24455 16,8 /WE Warnkontakt L=119mm	BRE
	SL 55 AMG			03.06	11.11	13.0460-4839.2 24.8190-0420.2	604839 620420	2	- AMG-Performance Package	24455 16,8 /WE Warnkontakt L=119mm	BRE
	SL 280 SL 300 SL 350 SL 350 SL 500	170 170 200 232 285		11.07 04.09 03.06 04.08 03.06	11.11 + Sportpaket 3) 11.11 + Sportpaket 3) 11.11 + Sportpaket 3) 11.11 + Sportpaket 3) 11.11	24.0132-0138.1	432138			350 32,0 30,0 V L +S +B	
	SL 350	180		02.03	11.11	24.0128-0163.1 13.8190-0330.1	428163 990134	4		312 28,0 26,0 V L +B Halterschraube	
	SL 280 SL 300 SL 350 SL 350	170 170 200 232		11.07 04.09 03.06 04.08	11.11 - Sportpaket 4) 11.11 - Sportpaket 4) 11.11 - Sportpaket 4) 11.11 - Sportpaket 4)	24.0132-0153.1 13.8190-0330.1	432153 990134	4		330 32,0 30,0 V L +S +B Halterschraube	

1) - AMG Performance package / - Performance package AMG / - Performance package AMG / - Performance package AMG
 2) + AMG Performance package / + Performance package AMG / + Performance package AMG / + Performance package AMG
 3) + sports package / + pacchetto sportivo / + version sport / + kit deportivo
 4) - sport package / - pacchetto sportivo / - version sport / - kit deportivo





MERCEDES BENZ SL-Klasse (R230) (01-11)

	SL 500	225		09.01	11.11	24.0132-0153.1	432153	4		330 32,0 30,0 V L +S +B	ATE	
	SL 600	368		04.03	11.11	13.8190-0330.1	990134			Halterschraube		
	SL 600	380		03.06	11.11	24.0136-0102.1	436102			360 36,0 34,0 V L +B		
	SL 55 AMG	350		09.01	11.11	24.0136-0102.1	436102			- AMG-Performance Package		360 36,0 34,0 V L +B
	SL 280	170		11.07	11.11	13.0460-7171.2	607171	1		23334 16,7 +/WE	ATE	
	SL 300	170		04.09	11.11	13.0470-7171.2	LD7171			23334 16,7 +/WE		
	SL 350	180		02.03	11.11	24.8190-0410.2	620410			Warnkontakt L=97,5mm		
	SL 350	200		03.06	11.11							
	SL 350	232		04.08	11.11							
	SL 500	225		09.01	11.11							
	SL 500	285		03.06	11.11							
	SL 55 AMG	350		09.01	11.11	13.0460-4998.2	604998			23478 16,5 /WE		BRE
	SL 55 AMG	368		06.02	11.11	24.8190-0410.2	620410			Warnkontakt L=97,5mm		
	SL 600	368		04.03	11.11							
	SL 600	380		03.06	11.11							
	SL 65 AMG	450		F 122820	03.04					13.0460-4819.2		604819
							24.8190-0410.2	620410	Warnkontakt L=97,5mm			
SL 55 AMG	380			03.06	11.11			24.8190-0420.2	620420	1	Warnkontakt L=119mm	
SL 65 AMG	450	F 122821			11.11							
SL 65 AMG BlackSeries	493			07.08	11.11							
	SL 280	170		11.07	11.11	24.0112-0183.1	412183			300 12,0 10,0 +S +B		
	SL 300	170		04.09	11.11	24.0124-0226.1	424226			- Sportpaket ¹⁾		
	SL 350	200		03.06	11.11					+ Sportpaket ²⁾		320 24,0 22,0 V L +S +B
	SL 350	232		04.08	11.11							
	SL 350	180		02.03	11.11	24.0110-0351.1	410351					300 10,0 8,3 L +S +B
	SL 500	225		09.01	11.11	24.0122-0229.1	422229					300 22,0 19,4 V L +B
	SL 500	285		03.06	11.11	24.0124-0212.1	424212			- Sportpaket ¹⁾		320 24,0 21,4 V L +S +B
										+ Sportpaket ²⁾		320 24,0 22,0 V L +S +B
SL 600	368		04.03	11.11	24.0126-0149.1	426149		330 26,0 23,4 V L +S +B				
SL 600	380		03.06	11.11								
	SL 280	170		11.07	11.11	03.0137-4017.2	654017			180 x 25 /Zub		
	SL 300	170		04.09	11.11	03.0137-9297.2	669297			Bremsbacken-Zubehör		
	SL 350	180		02.03	11.11							
	SL 350	200		03.06	11.11							
	SL 350	232		04.08	11.11							
	SL 500	225		09.01	11.11							
	SL 500	285		03.06	11.11							
	SL 55 AMG	350		09.01	11.11							
	SL 55 AMG	368		06.02	11.11							
	SL 55 AMG	380		03.06	11.11							
	SL 600	368		04.03	11.11							
	SL 600	380		03.06	11.11							
	SL 65 AMG	450		03.04	11.11							
	SL 65 AMG BlackSeries	493		07.08	11.11							

MERCEDES BENZ SL-Klasse (R231) (12-)















	SL 63 AMG			03.12		24.8190-0420.2	620420	1		Warnkontakt L=119mm
	SL 65 AMG	463		03.12						
	SL 350	225		03.12		24.8190-0410.2	620410	1		Warnkontakt L=97,5mm
	SL 400	245		04.14						
	SL 500	320		03.12						
	SL 500	335		04.15						
	SL 63 AMG			03.12		24.8190-0410.2	620410			1
SL 65 AMG	463		03.12							





MERCEDES BENZ SLK-Klasse (R170) (96-04)

	SLK 200	100		09.96	03.04	13.0460-7086.2	607086	2		21664 19,8 +/WE	ATE	
	SLK 200 Kompressor	120		03.00	03.04	13.0470-7086.2	LD7086			21664 19,8 +/WE		
	SLK 200 Kompressor	141		09.96	03.04	24.8190-0401.2	620401			Warnkontakt L=95mm		
	SLK 230 Kompressor	142		09.96	03.04							
	SLK 230 Kompressor	145		03.00	03.04							
SLK 320	160		04.00	03.04	13.0460-7087.2	607087	2		21670 19,4 +/WE	ATE		
					13.0470-7087.2	LD7087			21670 19,4 +/WE			
					24.8190-0401.2	620401			Warnkontakt L=95mm			
SLK 32 AMG	260		03.01	03.04	13.0460-7183.2	607183	2		21484 20,5 +/WE	ATE		
					24.8190-0419.2	620419			Warnkontakt L=74mm			
	SLK 200	100		09.96	03.04	24.0125-0110.1	425110	4		288 25,0 22,4 V L +S +B	PD	
	SLK 200 Kompressor	120		03.00	03.04	24.0325-0110.1	525110			Halterschraube		
	SLK 200 Kompressor	141		09.96	03.04	13.8190-0330.1	990134					
	SLK 230 Kompressor	142		09.96	03.04							
	SLK 230 Kompressor	145		03.00	03.04							
SLK 320	160		04.00	03.04	24.0128-0106.1	428106	4		300 28,0 25,4 V L +S +B	PD		
					24.0328-0106.1	528106			300 28,0 25,4 V L +S +B			
					13.8190-0330.1	990134			Halterschraube			
SLK 32 AMG	260		03.01	03.04	24.0132-0159.1	432159			330 32,0 29,4 V L +B			
	SLK 200	100		09.96	03.04	24.0751-1141.3	360196			<input type="checkbox"/> - ESP	Radsensor L=503	
	SLK 200 Kompressor	120		03.00	03.04	24.0751-1142.3	360197			<input type="checkbox"/> - ESP		Radsensor L=503
	SLK 200 Kompressor	141		09.96	03.04	24.0711-6021.3	360076			<input type="checkbox"/> + ESP		Radsensor L=549
	SLK 230 Kompressor	142		09.96	03.04	24.0711-6022.3	360077			<input type="checkbox"/> + ESP		Radsensor L=549
	SLK 230 Kompressor	145		03.00	03.04							
	SLK 32 AMG	260		03.01	03.04							

¹⁾ - sport package / - pacchetto sportivo / - version sport / - kit deportivo
²⁾ + sports package / + pacchetto sportivo / + version sport / + kit deportivo

























											
MERCEDES BENZ SLK-Klasse (R170) (96-04)											
	SLK 320	160		04.00	03.04			24.0751-1141.3 360196 24.0751-1142.3 360197 24.0711-6021.3 360076 24.0711-6022.3 360077	<input type="checkbox"/> - ESP <input type="checkbox"/> - ESP <input type="checkbox"/> + ESP <input type="checkbox"/> + ESP	Radsensor L=503 Radsensor L=503 Radsensor L=549 Radsensor L=549	
	SLK 200 SLK 200 Kompressor SLK 230 Kompressor	100 141 142	F017687 F017687 F017687	09.96 09.96 09.96				13.0460-3805.2 603805 13.0470-3805.2 LD3805 24.8190-0401.2 620401		21197 15,0 /WE 21197 15,0 /WE Warnkontakt L=95mm	ATE ATE
	SLK 200 SLK 200 Kompressor SLK 200 Kompressor SLK 230 Kompressor SLK 230 Kompressor SLK 320	100 120 141 142 145 160	F017688 F017688 F017688	03.00 03.00 03.00 03.00 04.00	03.04 03.04 03.04 03.04 03.04			13.0460-4064.2 604064 13.0470-4064.2 LD4064 13.0460-0229.2 610229		21919 15,3 /Zub 21919 15,3 /Zub Belagsatz-Zubehör	ATE ATE ATE
	SLK 32 AMG	260		03.01	03.04			13.0460-4047.2 604047 13.0460-0236.2 610236		21305 15,7 /WE Belagsatz-Zubehör	ATE ATE
	SLK 200 SLK 200 Kompressor SLK 200 Kompressor SLK 230 Kompressor SLK 230 Kompressor SLK 320	100 120 141 142 145 160		09.96 03.00 09.96 09.96 03.00 04.00	03.04 03.04 03.04 03.04 03.04 03.04			24.0109-0114.1 409114 24.0309-0114.1 509114		278 9,0 7,3 +S +B 278 9,0 7,3 +S +B PD	
	SLK 32 AMG	260		03.01	03.04			24.0122-0228.1 422228		300 22,0 19,4 V L +B	
	SLK 200 SLK 200 Kompressor SLK 200 Kompressor SLK 230 Kompressor SLK 230 Kompressor SLK 32 AMG SLK 320	100 120 141 142 145 260 160		09.96 03.00 09.96 09.96 03.00 03.01 04.00	03.04 03.04 03.04 03.04 03.04 03.04 03.04			24.0751-1153.3 360296 24.0751-1154.3 360297 24.0711-6023.3 360078 24.0711-6024.3 360079	<input type="checkbox"/> + ASR <input type="checkbox"/> + ASR <input type="checkbox"/> + ESP / - ASR <input type="checkbox"/> + ESP / - ASR	Radsensor L=456 Radsensor L=456 Radsensor L=427 Radsensor L=427	
	SLK 200 SLK 200 Kompressor SLK 200 Kompressor SLK 230 Kompressor SLK 230 Kompressor SLK 32 AMG SLK 320	100 120 141 142 145 260 160		09.96 03.00 09.96 09.96 03.00 03.01 04.00	03.04 03.04 03.04 03.04 03.04 03.04 03.04			03.0137-0170.2 650170		164 x 20 /Zub	

MERCEDES BENZ SLK-Klasse (R171) (04-11)											
	SLK 200 Kompressor	120		03.04	01.11	- Sportpaket ¹⁾		13.0460-2726.2 602726 13.0470-2726.2 LD2726 24.8190-0410.2 620410		23144 19,8 +WE/Zub/S LUC 23144 19,8 +WE/Zub/S LUC Warnkontakt L=97,5mm	LUC LUC
	SLK 200 Kompressor SLK 280 SLK 300	135 170 170		01.08 04.05 03.09	01.11 01.11 01.11	- Sportpaket ¹⁾ - Sportpaket ¹⁾ - Sportpaket ¹⁾		13.0460-2727.2 602727 13.0470-2727.2 LD2727 24.8190-0410.2 620410		23144 19,8 +WE/Zub/S LUC 23144 19,8 +WE/Zub/S LUC Warnkontakt L=97,5mm	LUC LUC
	SLK 350	200	F 117328	03.04				13.0460-4990.2 604990 13.0470-4990.2 LD4990 13.0460-0275.2 610275 24.8190-0410.2 620410		23745 17,4 +WE(1,8/7,1)BRE 23745 17,4 +WE(1,8/7,1)BRE Belagsatz-Zubehör Warnkontakt L=97,5mm	BRE BRE
	SLK 200 Kompressor SLK 200 Kompressor SLK 280 SLK 300 SLK 350 SLK 350	120 135 170 170 200 224	F 117329	03.04 01.08 04.05 03.09 01.08	01.11 01.11 01.11 01.11 01.11	+ Sportpaket ²⁾ + Sportpaket ²⁾ + Sportpaket ²⁾ + Sportpaket ²⁾		13.0460-4994.2 604994 13.0470-4994.2 LD4994 13.0460-0155.2 610155 24.8190-0410.2 620410		23945 16,5 /WE 23945 16,5 /WE Belagsatz-Zubehör Warnkontakt L=97,5mm	BRE BRE BRE
	SLK 55 AMG		F 197201	03.04				13.0460-4806.2 604806 24.8190-0420.2 620420		23955 16,2 /WE Warnkontakt L=119mm	BRE
	SLK 55 AMG		F 197202		01.11			13.0460-4990.2 604990 24.8190-0420.2 620420		23745 17,4 +WE(1,8/7,1)BRE Warnkontakt L=119mm	BRE
	SLK 200 Kompressor	120		03.04	01.11	- Sportpaket ¹⁾		24.0125-0110.1 425110 24.0325-0110.1 525110		288 25,0 22,4 V L +S +B 288 25,0 22,4 V L +S +B PD	
	SLK 200 Kompressor SLK 280 SLK 300	135 170 170		01.08 04.05 03.09	01.11 01.11 01.11	- Sportpaket ¹⁾ - Sportpaket ¹⁾ - Sportpaket ¹⁾		24.0128-0106.1 428106 24.0328-0106.1 528106		300 28,0 25,4 V L +S +B 300 28,0 25,4 V L +S +B PD	
	SLK 200 Kompressor SLK 200 Kompressor SLK 280 SLK 300 SLK 350 SLK 350	120 135 170 170 200 224		03.04 01.08 04.05 03.09 03.04 01.08	01.11 01.11 01.11 01.11 01.11	+ Sportpaket ²⁾ + Sportpaket ²⁾ + Sportpaket ²⁾ + Sportpaket ²⁾		24.0128-0177.1 428177		330 28,0 26,0 V L +B	
	SLK 55 AMG		F 194373	03.04		- AMG Black Series		13.8190-0330.1 990134		Halterschraube	
	SLK 55 AMG		F 194374		01.11	- AMG Black Series		24.0130-0180.1 430180		345 30,0 28,0 V L +B	
	SLK 200 Kompressor SLK 200 Kompressor SLK 280 SLK 300 SLK 350 SLK 350 SLK 55 AMG	120 135 170 170 200 224		03.04 01.08 04.05 03.09 01.08 03.04	01.11 01.11 01.11 01.11 01.11			24.0711-6001.3 360119	<input checked="" type="checkbox"/>	Radsensor L=565	
	SLK 200 Kompressor SLK 200 Kompressor SLK 280 SLK 300	120 135 170 170		03.04 01.08 04.05 03.09	01.11 01.11 01.11 01.11	- Sportpaket ¹⁾ - Sportpaket ¹⁾ - Sportpaket ¹⁾ - Sportpaket ¹⁾		13.0460-4064.2 604064 13.0470-4064.2 LD4064 13.0460-0229.2 610229		21919 15,3 /Zub 21919 15,3 /Zub Belagsatz-Zubehör	ATE ATE ATE

¹⁾ - sport package / - pacchetto sportivo / - version sport / - kit deportivo
²⁾ + sports package / + pacchetto sportivo / + version sport / + kit deportivo


























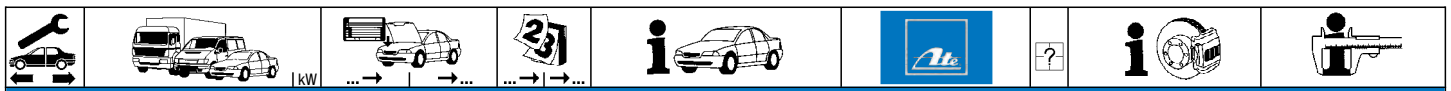
											
MERCEDES BENZ SLK-Klasse (R171) (04-11)											
	SLK 200 Kompressor	120		03.04	01.11	+ Sportpaket ¹⁾	13.0460-4065.2	604065	21899 15,3 /WE/Zub ATE 21899 15,3 /WE/Zub ATE Belagsatz-Zubehör Warnkontakt L=97,5mm		
	SLK 200 Kompressor	135		01.08	01.11	+ Sportpaket ¹⁾	13.0470-4065.2	LD4065			
	SLK 280	170		04.05	01.11	+ Sportpaket ¹⁾	13.0460-0258.2	610258			
	SLK 300	170		03.09	01.11	+ Sportpaket ¹⁾	24.8190-0410.2	620410			
	SLK 350	200		03.04	01.11						
	SLK 350	224		01.08	01.11						
	SLK 55 AMG			03.04	01.11		13.0460-4819.2	604819	23478 14,6 /WE BRE Warnkontakt L=97,5mm		
	SLK 200 Kompressor	120		03.04	01.11	- Sportpaket ²⁾	24.0109-0114.1	409114	278 9,0 7,3 +S +B 278 9,0 7,3 +S +B PD		
	SLK 200 Kompressor	135		01.08	01.11	- Sportpaket ²⁾	24.0309-0114.1	509114			
	SLK 280	170		04.05	01.11	- Sportpaket ²⁾					
	SLK 300	170		03.09	01.11	- Sportpaket ²⁾					
	SLK 200 Kompressor	120		03.04	01.11	+ Sportpaket ¹⁾	24.0110-0217.1	410217			
	SLK 200 Kompressor	135		01.08	01.11	+ Sportpaket ¹⁾	24.0310-0217.1	510217			
	SLK 280	170		04.05	01.11	+ Sportpaket ¹⁾			290 10,0 8,3 +S +B 290 10,0 8,3 +S +B PD		
	SLK 300	170		03.09	01.11	+ Sportpaket ¹⁾					
	SLK 350	200		03.04	01.11						
	SLK 350	224		01.08	01.11						
	SLK 55 AMG		F 197202		01.11		24.0122-0228.1	422228			
										300 22,0 19,4 V L +B	
	SLK 200 Kompressor	120		03.04	01.11		24.0711-6110.3	360133	Radsensor L=706 Radsensor L=1075		
	SLK 200 Kompressor	135		01.08	01.11		24.0711-6109.3	360132			
	SLK 280	170		04.05	01.11						
	SLK 300	170		03.09	01.11						
	SLK 350	200		03.04	01.11						
	SLK 350	224		01.08	01.11						
	SLK 55 AMG			03.04	01.11						
	SLK 200 Kompressor	120		03.04	01.11		03.0137-4013.2	654013	164 x 20 /Zub Bremsbacken-Zubehör		
	SLK 200 Kompressor	135		01.08	01.11		03.0137-9248.2	669248			
	SLK 280	170		04.05	01.11						
	SLK 300	170		03.09	01.11						
	SLK 350	200		03.04	01.11						
	SLK 350	224		01.08	01.11						
	SLK 55 AMG			03.04	01.11						
MERCEDES BENZ SLK-Klasse (R172) (11-)											
	SLK 200	135		02.11			13.0460-2732.2	602732	24306 20,3 /WE/Zub/S LUC 24306 20,3 /WE/Zub/S LUC Warnkontakt L=97,5mm		
	SLK 250	150		02.11			13.0470-2732.2	LD2732			
	SLK 250 CDI	150		01.12			24.8190-0410.2	620410			
	SLK 300	180		07.15			13.0460-2734.2	602734			
	SLK 350	225		02.11			13.0470-2734.2	LD2734			
	SLK 55 AMG	310		01.12			24.8190-0410.2	620410	1	Warnkontakt L=97,5mm	
	SLK 200	135		02.11			24.0132-0101.1	432101	- Sportpaket ²⁾ - Sportpaket ²⁾ 322 32,0 29,4 V L +S +B 322 32,0 29,4 V L +S +B PD		
	SLK 250	150		02.11			24.0332-0101.1	532101			
	SLK 250 CDI	150		01.12							
	SLK 300	180		07.15							
	SLK 55 AMG	310		01.12			24.0136-0102.1	436102		- AMG-Performance Package	360 36,0 34,0 V L +B
	SLK 200	135		02.11			13.0460-2786.2	602786	24848 18,3 /WE/Zub/S LUC 24848 18,3 /WE/Zub/S LUC Warnkontakt L=97,5mm		
	SLK 250	150		02.11			13.0470-2786.2	LD2786			
	SLK 250 CDI	150		01.12			24.8190-0410.2	620410			
	SLK 300	180		07.15							
	SLK 350	225		02.11							
	SLK 55 AMG	310		01.12			24.8190-0410.2	620410	1	Warnkontakt L=97,5mm	
MERCEDES BENZ SLR-Klasse (C199) Coupe (04-09)											
	SLR 5.4 McLaren	460		12.03	12.09		24.8190-0410.2	620410	2	Warnkontakt L=97,5mm	
MERCEDES BENZ SLS AMG 63 / ROADSTER (C197) (10-14)											
	6.2	420		03.10	04.14		24.8190-0420.2	620420	1	- Keramikbremse ³⁾	Warnkontakt L=119mm
	6.2 GT	435		10.12	04.14						
	6.2	420		03.10	04.14		24.8190-0420.2	620420	1		Warnkontakt L=119mm
	6.2 GT	435		10.12	04.14						
MERCEDES BENZ Vaneo (BM414) (02-05)											
	1.4	60		06.02	12.05		13.0460-2828.2	602828	23070 19,5 /WE/S LUC Belagsatz-Zubehör Warnkontakt L=97,5mm		
	1.6	60		02.02	12.05		13.0460-0257.2	610257			
	1.6	75		02.02	12.05		24.8190-0410.2	620410			
	1.7 CDI	55		02.02	12.05						
	1.7 CDI	67		02.02	12.05						
	1.9	92		02.02	12.05						
	1.4	60		06.02	12.05		24.0122-0199.1	422199	270 22,0 19,4 V L +B 270 22,0 19,4 V L +B PD		
	1.6	60		02.02	12.05		24.0322-0199.1	522199			
	1.6	75		02.02	12.05						
	1.7 CDI	55		02.02	12.05						
	1.7 CDI	67		02.02	12.05						
	1.9	92		02.02	12.05						
	1.4	60		06.02	12.05		13.0460-2855.2	602855	23138 14,6 /S LUC 23138 14,6 /S LUC Belagsatz-Zubehör LUC		
	1.6	60		02.02	12.05		13.0470-2855.2	LD2855			
	1.6	75		02.02	12.05		13.0460-0144.2	610144			
	1.7 CDI	55		02.02	12.05						
	1.7 CDI	67		02.02	12.05						
	1.9	92		02.02	12.05						

¹⁾ + sports package / + pacchetto sportivo / + version sport / + kit deportivo

²⁾ - sport package / - pacchetto sportivo / - version sport / - kit deportivo

³⁾ - ceramic brake / - freno in ceramica / - frein de céramique / - freno de cerámica

									
MERCEDES BENZ Vaneo (BM414) (02-05)									
	1.9	92		02.02	12.05		13.0460-2855.2 602855 13.0470-2855.2 LD2855 13.0460-0144.2 610144	23138 14,6 /S 23138 14,6 /S Belagsatz-Zubehör	LUC LUC LUC
	1.4 1.6 1.6 1.7 CDI 1.7 CDI 1.9	60 60 75 55 67 92		06.02 02.02 02.02 02.02 02.02 02.02	12.05 12.05 12.05 12.05 12.05 12.05		24.0108-0111.1 408111 24.0308-0111.1 508111	258 8,0 7,0 +B 258 8,0 7,0 +B PD	
	1.4 1.6 1.6 1.7 CDI 1.7 CDI 1.9	60 60 75 55 67 92		06.02 02.02 02.02 02.02 02.02 02.02	12.05 12.05 12.05 12.05 12.05 12.05		03.0137-4013.2 654013	164 x 20 /Zub	
MERCEDES BENZ V-Klasse (BM638) (96-03)									
	V 200 V 200 CDI V 220 CDI V 230 V 230 TD V 280			09.96 03.99 03.99 09.96 09.96 09.97	08.03 08.03 08.03 08.03 08.03 08.03		13.0460-7196.2 607196 24.8190-0417.2 620417	21576 20,7 +/WE Warnkontakt L=99(167)mm	ATE
	V 200 V 200 CDI V 220 CDI V 230 V 230 TD V 280			09.96 03.99 03.99 09.96 09.96 09.97	08.03 08.03 08.03 08.03 08.03 08.03		13.0460-3980.2 603980 13.0460-0250.2 610250 24.8190-0407.2 620407	23022 20,9 /WE Belagsatz-Zubehör Warnkontakt L=84(185)mm	BOS BOS
	V 200 V 200 CDI V 220 CDI V 230 V 230 TD V 280			09.96 03.99 03.99 09.96 09.96 09.97	08.03 08.03 08.03 08.03 08.03 08.03		24.0122-0162.1 422162 24.0322-0162.1 522162	276 22,0 19,0 V +S +B 276 22,0 19,0 V L +S +B PD	
	V 200 V 200 CDI V 220 CDI V 230 V 230 TD V 280			09.96 03.99 03.99 09.96 09.96 09.97	08.03 08.03 08.03 08.03 08.03 08.03		13.0460-7085.2 607085 13.0460-3985.2 603985 13.0460-0288.2 610288	21904 16,9 +/WK 23020 17,9 Belagsatz-Zubehör, + WK	ATE BOS BOS
	V 200 V 200 CDI V 220 CDI V 230 V 230 TD V 280			09.96 03.99 03.99 09.96 09.96 09.97	08.03 08.03 08.03 08.03 08.03 08.03		24.0110-0228.1 410228	280 10,0 8,0 L +S +B	
	V 200 V 200 CDI V 220 CDI V 230 V 230 TD V 280			09.96 03.99 03.99 09.96 09.96 09.97	08.03 08.03 08.03 08.03 08.03 08.03		03.0137-4011.2 654011 03.0137-9248.2 669248	178 x 20 /Zub Bremsbacken-Zubehör	
MERCEDES BENZ V-Klasse (BM447) (14-)									
	V 200 CDI	100		03.14			13.0460-4826.2 604826 13.0460-4877.2 604877 24.8190-0424.2 620424	29192 20,7 /WE/Zub 29192 20,3 /WE/Zub Warnkontakt L=103,2mm	BRE BRE
	V 200 CDI V 200 CDI 4-matic V 220 CDI V 220 CDI 4-matic V 250 BlueTec V 250 BlueTec 4-matic	100 100 120 120 140 140		03.14 04.15 03.14 04.15 03.14 12.14			24.8190-0424.2 620424	Warnkontakt L=103,2mm	
	V 200 CDI V 200 CDI 4-matic V 220 CDI V 220 CDI 4-matic V 250 BlueTec V 250 BlueTec 4-matic	100 100 120 120 140 140		03.14 04.15 03.14 04.15 03.14 12.14			03.0137-4009.2 654009	186 x 20 /Zub	
MERCEDES BENZ VIANO (BM639) (03-14)									
	2.0 CDI 2.0 CDI 4-matic 2.2 CDI 2.2 CDI 4-matic 3.0 3.0 CDI 3.2 3.5 3.7		342257 342257 342257 342257 342257 342257 342257 342257 342257	08.03 07.10 08.03 07.10 08.03 03.06 08.03 09.07 06.04			13.0460-3819.2 603819 24.8190-0418.2 620418	24007 20,8 /WK/S Warnkontakt L=95mm	BOS
	2.0 CDI 2.0 CDI 4-matic 2.2 CDI 2.2 CDI 4-matic 3.0		342258 342258 342258 342258 342258	02.14 02.14 02.14 02.14 02.14			13.0460-4826.2 604826 13.0460-4877.2 604877 24.8190-0424.2 620424	29192 20,7 /WE/Zub 29192 20,3 /WE/Zub Warnkontakt L=103,2mm	BRE BRE



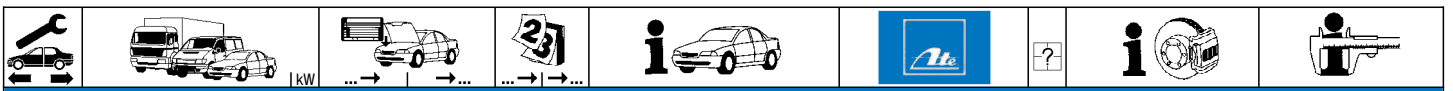
MERCEDES BENZ VIANO (BM639) (03-14)

	3.0 CDI 3.2 3.5 3.7	342258 160 342258 190 342258 170 342258		02.14 02.14 02.14 02.14	13.0460-4826.2 13.0460-4877.2 24.8190-0424.2	604826 604877 620424	2	29192 20,7 /WE/Zub 29192 20,3 /WE/Zub Warnkontakt L=103,2mm	BRE BRE
	2.0 CDI 2.0 CDI 4-matic 2.2 CDI 2.2 CDI 4-matic 3.0 3.0 CDI 3.2 3.5 3.7	140 160 190 170	08.03 07.10 08.03 07.10 08.03 03.06 08.03 09.07 06.04	02.14 02.14 02.14 02.14 02.14 02.14 02.14 02.14 02.14	24.0128-0145.1	428145		300 28,0 25,0 V L +B	
	2.0 CDI 2.0 CDI 4-matic 2.2 CDI 2.2 CDI 4-matic 3.0 3.0 CDI 3.2 3.5 3.7	140 160 190 170	08.03 07.10 08.03 07.10 08.03 03.06 08.03 09.07 06.04	02.14 02.14 02.14 02.14 02.14 02.14 02.14 02.14 02.14	13.0460-3821.2 24.8190-0418.2	603821 620418	2	24008 18,3 /WK/S Warnkontakt L=95mm	BOS
	2.0 CDI 2.0 CDI 4-matic 2.2 CDI 2.2 CDI 4-matic 3.0 3.0 CDI 3.2 3.5 3.7	140 160 190 170	08.03 07.10 08.03 07.10 08.03 03.06 08.03 09.07 06.04	02.14 02.14 02.14 02.14 02.14 02.14 02.14 02.14 02.14	24.0110-0280.1	410280		296 10,0 8,0 +S +B	
	2.0 CDI 2.0 CDI 4-matic 2.2 CDI 2.2 CDI 4-matic 3.0 3.0 CDI 3.2 3.5 3.7	140 160 190 170	08.03 07.10 08.03 07.10 08.03 03.06 08.03 09.07 06.04	02.14 02.14 02.14 02.14 02.14 02.14 02.14 02.14 02.14	03.0137-4009.2	654009		186 x 20 /Zub	

MERCEDES BENZ VITO (BM638) (96-03)

	108 CDI 108 D 110 CDI 110 D 112 CDI 113 114		03.99 03.96 03.99 03.96 03.99 03.96 12.96	08.03 08.03 08.03 08.03 08.03 08.03 08.03	13.0460-7196.2 24.8190-0417.2	607196 620417	2	21576 20,7 +/WE Warnkontakt L=99(167)mm	ATE
	108 CDI 108 D 110 CDI 110 D 112 CDI 113 114		03.99 03.96 03.99 03.96 03.99 03.96 12.96	08.03 08.03 08.03 08.03 08.03 08.03 08.03	13.0460-3980.2 13.0460-0250.2 24.8190-0407.2	603980 610250 620407	2	23022 20,9 /WE Belagsatz-Zubehör Warnkontakt L=84(185)mm	BOS BOS
	108 CDI 108 D 110 CDI 110 D 112 CDI 113 114		03.99 03.96 03.99 03.96 03.99 03.96 12.96	08.03 08.03 08.03 08.03 08.03 08.03 08.03	24.0122-0162.1 24.0322-0162.1	422162 522162		276 22,0 19,0 V +S +B 276 22,0 19,0 V L +S +B PD	
	108 CDI 108 D 110 CDI 110 D 112 CDI 113 114		03.99 03.96 03.99 03.96 03.99 03.96 12.96	08.03 08.03 08.03 08.03 08.03 08.03 08.03	13.0460-7085.2 13.0460-3985.2 13.0460-0288.2	607085 603985 610288		21904 16,9 +/WK 23020 17,9 Belagsatz-Zubehör, + WK	ATE BOS
	108 CDI 108 D 110 CDI 110 D 112 CDI 113 114		03.99 03.96 03.99 03.96 03.99 03.96 12.96	08.03 08.03 08.03 08.03 08.03 08.03 08.03	24.0110-0228.1	410228		280 10,0 8,0 L +S +B	
	108 CDI 108 D 110 CDI 110 D 112 CDI 113 114		03.99 03.96 03.99 03.96 03.99 03.96 12.96	08.03 08.03 08.03 08.03 08.03 08.03 08.03	03.0137-4011.2 03.0137-9248.2	654011 669248		178 x 20 /Zub Bremsbacken-Zubehör	

























MERCEDES BENZ VITO (BM639) (03-14)

	109 CDI		342257	08.03		13.0460-3819.2	603819		24007 20,8 /WK/S Warnkontakt L=95mm	BOS		
	109 CDI 4-matic	70	407625	09.07		24.8190-0418.2	620418	2				
	110 CDI	70	342257	09.10								
	111 CDI		342257	08.03								
	111 CDI 4-matic	80	407625	09.07								
	113 CDI	100	342257	09.10								
	113 CDI 4-matic	100	407625	09.10								
	115 CDI	110	342257	08.03								
	115 CDI 4-matic	110	407625	09.07								
	116 CDI	120	342257	09.10								
	116 CDI 4-matic	120	407625	09.10								
	119	140	342257	08.03								
	120 CDI	150	342257	09.07								
	122	160	342257	08.03								
	122 CDI	165	342257	09.10								
123	170	342257	06.04									
123	190	342257	09.07									
126	190	342257	09.07									
E-Cell	60		03.12	02.14								
	109 CDI		342258	02.14		13.0460-4826.2	604826		29192 20,7 /WE/Zub 29192 20,3 /WE/Zub Warnkontakt L=103,2mm	BRE BRE		
	109 CDI 4-matic	70	407626	02.14		13.0460-4877.2	604877					
	110 CDI	70	342258	02.14		24.8190-0424.2	620424	2				
	111 CDI		342258	02.14								
	111 CDI 4-matic	80	407626	02.14								
	113 CDI	100	342258	02.14								
	113 CDI 4-matic	100	407626	02.14								
	115 CDI	110	342258	02.14								
	115 CDI 4-matic	110	407626	02.14								
	116 CDI	120	342258	02.14								
	116 CDI 4-matic	120	407626	02.14								
	119	140	342258	02.14								
	120 CDI	150	342258	02.14								
	122	160	342258	02.14								
	122 CDI	165	342258	02.14								
123	170	342258	02.14									
123	190	342258	02.14									
126	190	342258	02.14									
E-Cell	60		03.12	02.14								
	109 CDI			08.03	02.14	24.0128-0145.1	428145		300 28,0 25,0 V L +B			
	109 CDI 4-matic	70		09.07	02.14							
	110 CDI	70		09.10	02.14							
	111 CDI			08.03	02.14							
	111 CDI 4-matic	80		09.07	02.14							
	113 CDI	100		09.10	02.14							
	113 CDI 4-matic	100		09.10	02.14							
	115 CDI	110		08.03	02.14							
	115 CDI 4-matic	110		09.07	02.14							
	116 CDI	120		09.10	02.14							
	116 CDI 4-matic	120		09.10	02.14							
	119	140		08.03	02.14							
	120 CDI	150		09.07	02.14							
	122	160		08.03	02.14							
	122 CDI	165	444279	09.10	02.14							
123	170		06.04	02.14								
123	190		09.07	02.14								
126	190	444279	09.07	02.14								
E-Cell	60		03.12	02.14								
	109 CDI			08.03	02.14	13.0460-3821.2	603821	2	24008 18,3 /WK/S Warnkontakt L=95mm	BOS		
	109 CDI 4-matic	70		09.07	02.14						24.8190-0418.2	620418
	110 CDI	70		09.10	02.14							
	111 CDI			08.03	02.14							
	111 CDI 4-matic	80		09.07	02.14							
	113 CDI	100		09.10	02.14							
	113 CDI 4-matic	100		09.10	02.14							
	115 CDI	110		08.03	02.14							
	115 CDI 4-matic	110		09.07	02.14							
	116 CDI	120		09.10	02.14							
	116 CDI 4-matic	120		09.10	02.14							
	119	140		08.03	02.14							
	120 CDI	150		09.07	02.14							
	122	160		08.03	02.14							
	122 CDI	165		09.10	02.14							
123	170		06.04	02.14								
123	190		09.07	02.14								
126	190		09.07	02.14								
E-Cell	60		03.12	02.14								
	109 CDI			08.03	02.14	24.0110-0280.1	410280		296 10,0 8,0 +S +B			
	109 CDI 4-matic	70		09.07	02.14							
	110 CDI	70		09.10	02.14							
	111 CDI			08.03	02.14							
	111 CDI 4-matic	80		09.07	02.14							
	113 CDI	100		09.10	02.14							
	113 CDI 4-matic	100		09.10	02.14							
	115 CDI	110		08.03	02.14							
	115 CDI 4-matic	110		09.07	02.14							
	116 CDI	120		09.10	02.14							
116 CDI 4-matic	120		09.10	02.14								

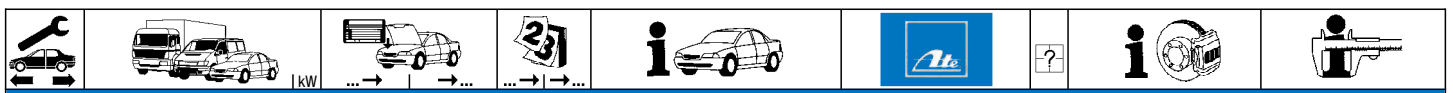


								
MERCEDES BENZ VITO (BM639) (03-14)								
	119 120 CDI 122 122 CDI 123 123 126 E-Cell	140 150 160 165 170 190 190 60		08.03 09.07 08.03 09.10 06.04 09.07 09.07 03.12	02.14 02.14 02.14 02.14 02.14 02.14 02.14 02.14	24.0110-0280.1	410280	296 10,0 8,0 +S +B
	109 CDI 109 CDI 4-matic 110 CDI 111 CDI 111 CDI 4-matic 113 CDI 113 CDI 4-matic 115 CDI 115 CDI 4-matic 116 CDI 116 CDI 4-matic 119 120 CDI 122 122 CDI 123 123 126 E-Cell	70 70 80 100 100 110 110 120 120 140 150 160 165 170 190 190 60		08.03 09.07 09.10 08.03 09.07 09.10 09.10 08.03 09.07 09.10 09.10 08.03 09.07 09.10 08.03 09.07 09.10 06.04 09.07 09.07 03.12	02.14 02.14	03.0137-4009.2	654009	186 x 20 /Zub
MERCEDES BENZ VITO (W447) (14-)								
	109 CDI 111 CDI	65 84		10.14 10.14		13.0460-4826.2 13.0460-4877.2 24.8190-0424.2	604826 604877 620424	29192 20,7 /WE/Zub 29192 20,3 /WE/Zub Warnkontakt L=103,2mm
	114 CDI 116 CDI 119 BlueTec 119 BlueTec 4-matic	100 120 140 140		10.14 10.14 10.14 12.14		24.8190-0424.2	620424	Warnkontakt L=103,2mm
	109 CDI 111 CDI 114 CDI 116 CDI 119 BlueTec 119 BlueTec 4-matic	65 84 100 120 140 140		10.14 10.14 10.14 10.14 10.14 12.14		24.8190-0424.2	620424	Warnkontakt L=103,2mm
	109 CDI 111 CDI 114 CDI 116 CDI 119 BlueTec 119 BlueTec 4-matic	65 84 100 120 140 140		10.14 10.14 10.14 10.14 10.14 12.14		03.0137-4009.2	654009	186 x 20 /Zub
MERCEDES BENZ Transporter (BM 631) MB 100 D (87-96)								
	MB 100 D			09.87	02.96 - Triebkopf (BM 631.349) ¹⁾	13.0460-3945.2 13.0460-0918.2	603945 610918	20932 14,0 + Belagsatz-Zubehör
	Triebkopf			09.87	02.96 BM 631.349	13.0460-0918.2	610918	Belagsatz-Zubehör
	MB 100 D			09.87	02.96 - Triebkopf (BM 631.349) ¹⁾	24.0116-0107.2	416107	239 16,0 14,5
	MB 100 D			09.87	02.96	03.0137-0245.2 03.0137-9145.2	650245 669145	254 x 57 Bremsbacken-Zubehör
	MB 100 D			09.87	02.96	24.0225-4003.1	480049	254/255 x 65
	MB 100 D			09.87	02.96	03.0420-1025.3	681025	25,40/254x57 Kit
MERCEDES BENZ Transporter (BM 901/902) SPRINTER (95-06)								
	208 CDI 208 D 210 D 211 CDI 212 D 213 CDI 214 214 216 CDI	92 105		04.00 02.95 01.97 04.00 02.95 04.00 04.00 02.95 04.00	05.06 05.06 05.06 05.06 05.06 05.06 05.06 05.06 05.06	13.0460-7196.2 24.8190-0417.2	607196 620417	21576 20,7 +/-WE Warnkontakt L=99(167)mm
	208 CDI 208 D 210 D 211 CDI 212 D 213 CDI 214 214 216 CDI	92 105		04.00 02.95 01.97 04.00 02.95 04.00 04.00 02.95 04.00	05.06 05.06 05.06 05.06 05.06 05.06 05.06 05.06 05.06	13.0460-7909.2 13.0460-0281.2 24.8190-0407.2 24.8190-0417.2	607909 610281 620407 620417	29153 20,0 /WE/Zub/S Belagsatz-Zubehör Warnkontakt L=84(185)mm Warnkontakt L=99(167)mm
								für Vorg. 13.0460-7904.2 ²⁾ für Vorg. 13.0460-7904.2 ²⁾ für 13.0460-7909.2 ³⁾

¹⁾ - drive head (BM 631.349) / - motrice sola cabina (BM 631.349) / - tête propulsion (BM 631.349) / - grupo motriz (BM 631.349)

²⁾ f.predec.13.0460-7904.2 / p.prece.13.0460-7904.2 / p.préd.13.0460-7904.2 / p.prede.13.0460-7904.2

³⁾ for 13.0460-7909.2 / per 13.0460-7909.2 / pour 13.0460-7909.2 / para 13.0460-7909.2



MERCEDES BENZ Transporter (BM 901/902) SPRINTER (95-06)

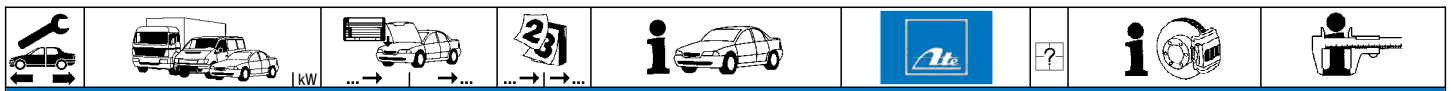
	208 CDI		04.00	05.06	24.0122-0161.1	422161		276 22,0 19,0 V L +S +B
	208 D		02.95	05.06	24.0322-0161.1	522161		276 22,0 19,0 V L +S +B PD
	210 D		01.97	05.06				
	211 CDI		04.00	05.06				
	212 D		02.95	05.06				
	213 CDI		04.00	05.06				
	214		04.00	05.06				
	214	92	02.95	05.06				
216 CDI	105	04.00	05.06					
	208 CDI (BM 901)		04.00	05.06	13.0460-7083.2	607083		21621 17,3 +/WE ATE
	208 D (BM 901)		02.95	05.06	24.8190-0407.2	620407	2	Warnkontakt L=84(185)mm
	210 D (BM 901)		01.97	05.06				
	211 CDI (BM 901)		04.00	05.06				
	212 D (BM 901)		02.95	05.06				
	213 CDI (BM 901)		04.00	05.06				
	214 (BM 901)		04.00	05.06				
	214 (BM 901)	92	02.95	05.06				
216 CDI (BM 901)	105	04.00	05.06					
	208 CDI (BM 902)		04.00	05.06	13.0460-7084.2	607084		21592 18,8 +/WE ATE
	208 D (BM 902)		02.95	05.06	13.0460-3990.2	603990		23021 18,9 /WE BOS
	210 D (BM 902)		01.97	05.06	13.0460-0250.2	610250		Belagsatz-Zubehör BOS
	211 CDI (BM 902)		04.00	05.06	24.8190-0407.2	620407	2	Warnkontakt L=84(185)mm
	212 D (BM 902)		02.95	05.06				
	213 CDI (BM 902)		04.00	05.06				
	214 (BM 902)		04.00	05.06				
	214 (BM 902)	92	02.95	05.06				
216 CDI (BM 902)	105	04.00	05.06					
	208 CDI (BM 901)		04.00	05.06	24.0112-0142.1	412142		258 12,0 10,0 L +S +B
	208 D (BM 901)		02.95	05.06				
	210 D (BM 901)		01.97	05.06				
	211 CDI (BM 901)		04.00	05.06				
	212 D (BM 901)		02.95	05.06				
	213 CDI (BM 901)		04.00	05.06				
	214 (BM 901)		04.00	05.06				
	214 (BM 901)	92	02.95	05.06				
216 CDI (BM 901)	105	04.00	05.06					
	208 CDI (BM 902)		04.00	05.06	24.0116-0110.1	416110		272 16,0 14,0 L +S +B
	208 D (BM 902)		02.95	05.06				
	210 D (BM 902)		01.97	05.06				
	211 CDI (BM 902)		04.00	05.06				
	212 D (BM 902)		02.95	05.06				
	213 CDI (BM 902)		04.00	05.06				
	214 (BM 902)		04.00	05.06				
	214 (BM 902)	92	02.95	05.06				
216 CDI (BM 902)	105	04.00	05.06					
	208 CDI		04.00	05.06	03.0137-0397.2	650397		160 x 40
	208 D		02.95	05.06	03.0137-4001.2	654001		160 x 40 /Zub
	210 D		01.97	05.06	03.0137-9255.2	669255		Bremsbacken-Zubehör
	211 CDI		04.00	05.06				
	212 D		02.95	05.06				
	213 CDI		04.00	05.06				
	214		04.00	05.06				
	214	92	02.95	05.06				
216 CDI	105	04.00	05.06					

MERCEDES BENZ Transporter (BM 903/904) SPRINTER (95-06)

	308 CDI		04.00	05.06	13.0460-7196.2	607196		21576 20,7 +/WE ATE
	308 D		02.95	05.06	24.8190-0417.2	620417	2	Warnkontakt L=99(167)mm
	310 D		02.95	05.06				
	311 CDI		04.00	05.06				
	312 D		02.95	05.06				
	313 CDI		04.00	05.06				
	314		04.00	05.06				
	314	92	02.95	05.06				
	316 CDI	105	04.00	05.06				
	408 CDI		04.00	05.06				
	408 D		06.95	05.06				
	410 D		09.96	05.06				
	411 CDI		04.00	05.06				
	412 D		06.95	05.06				
	413 CDI		04.00	05.06				
	414		04.00	05.06				
	414	92	06.95	05.06				
	416 CDI	105	04.00	05.06				
	308 CDI		04.00	05.06	13.0460-7909.2	607909		29153 20,0 /WE/Zub/S PER
	308 D		02.95	05.06	13.0460-0281.2	610281		Belagsatz-Zubehör PER
	310 D		02.95	05.06	24.8190-0407.2	620407	2	Warnkontakt L=84(185)mm
	311 CDI		04.00	05.06	24.8190-0417.2	620417	2	Warnkontakt L=99(167)mm
	312 D		02.95	05.06				
	313 CDI		04.00	05.06				
	314		04.00	05.06				
	314	92	02.95	05.06				
	316 CDI	105	04.00	05.06				
	408 CDI		04.00	05.06				
408 D		06.95	05.06					
410 D		09.96	05.06					
411 CDI		04.00	05.06					

1) for design sample 901 / per modello tipo 901 / pour modèle type 901 / para modelo construcc. 901
 2) for 13.0460-7083.2 / per 13.0460-7083.2 / pour 13.0460-7083.2 / para 13.0460-7083.2
 3) for design sample 902 / per modello tipo 902 / pour modèle type 902 / para modelo construcc. 902
 4) f.predec.13.0460-7904.2 / p.prece.13.0460-7904.2 / p.préd.13.0460-7904.2 / p.prede.13.0460-7904.2
 5) for 13.0460-7909.2 / per 13.0460-7909.2 / pour 13.0460-7909.2 / para 13.0460-7909.2





MERCEDES BENZ Transporter (BM 903/904) SPRINTER (95-06)

	412 D 413 CDI 414 414 416 CDI	92 105	06.95 05.06 04.00 05.06 04.00 05.06 06.95 05.06 04.00 05.06	13.0460-7909.2 607909 13.0460-0281.2 610281 24.8190-0407.2 620407 24.8190-0417.2 620417	2 2	für Vorg. 13.0460-7904.2 ¹⁾ für Vorg. 13.0460-7904.2 ¹⁾ für 13.0460-7909.2 ²⁾	29153 20,0 /WE/Zub/S Belagsatz-Zubehör Warnkontakt L=84(185)mm Warnkontakt L=99(167)mm	PER PER
	308 CDI 308 D 310 D 311 CDI 312 D 313 CDI 314 314 316 CDI 408 CDI 408 D 410 D 411 CDI 412 D 413 CDI 414 414 416 CDI	92 105	04.00 05.06 02.95 05.06 02.95 05.06 04.00 05.06 02.95 05.06 04.00 05.06 04.00 05.06 02.95 05.06 04.00 05.06 04.00 05.06 06.95 05.06 09.96 05.06 04.00 05.06 06.95 05.06 04.00 05.06 06.95 05.06 04.00 05.06	24.0122-0161.1 422161 24.0322-0161.1 522161			276 22,0 19,0 V L +S +B 276 22,0 19,0 V L +S +B PD	
	308 CDI 308 D 310 D 311 CDI 312 D 313 CDI 314 314 316 CDI 408 CDI 408 D 410 D 411 CDI 412 D 413 CDI 414 414 416 CDI	92 105	04.00 05.06 02.95 05.06 02.95 05.06 04.00 05.06 02.95 05.06 04.00 05.06 04.00 05.06 02.95 05.06 04.00 05.06 04.00 05.06 06.95 05.06 09.96 05.06 04.00 05.06 06.95 05.06 04.00 05.06 06.95 05.06 04.00 05.06	24.0122-0245.1 422245			285 22,0 19,0 V L +B	
	308 CDI 308 D 310 D 311 CDI 312 D 313 CDI 314 314 316 CDI	92 105	04.00 05.06 02.95 05.06 02.95 05.06 04.00 05.06 02.95 05.06 04.00 05.06 04.00 05.06 02.95 05.06 04.00 05.06	13.0460-7084.2 607084 13.0460-3990.2 603990 13.0460-0250.2 610250 24.8190-0407.2 620407 24.8190-0417.2 620417	2 2	für 13.0460-3990.2 ³⁾ für 13.0460-7084.2 ⁴⁾	21592 18,8 +/WE 23021 18,9 /WE Belagsatz-Zubehör Warnkontakt L=84(185)mm Warnkontakt L=99(167)mm	ATE BOS BOS
	408 CDI 408 D 410 D 411 CDI 412 D 413 CDI 414 414 416 CDI	92 105	04.00 05.06 06.95 05.06 09.96 05.06 04.00 05.06 06.95 05.06 04.00 05.06 06.95 05.06 04.00 05.06 06.95 05.06 04.00 05.06	13.0460-7909.2 607909 24.8190-0417.2 620417 13.0460-0281.2 610281 24.8190-0407.2 620407	2 2	für 13.0460-7909.2 ²⁾ nur für Vorg.Nr. 13.0460-7904.2 ⁵⁾ nur für Vorg.Nr. 13.0460-7904.2 ⁵⁾	29153 20,0 /WE/Zub/S Warnkontakt L=99(167)mm Belagsatz-Zubehör Warnkontakt L=84(185)mm	PER PER
	308 CDI 308 D 310 D 311 CDI 312 D 313 CDI 314 314 316 CDI	92 105	04.00 05.06 02.95 05.06 02.95 05.06 04.00 05.06 02.95 05.06 04.00 05.06 04.00 05.06 02.95 05.06 04.00 05.06	24.0116-0110.1 416110			272 16,0 14,0 L +S +B	
	408 CDI 408 D 410 D 411 CDI 412 D 413 CDI 414 414 416 CDI	92 105	04.00 05.06 06.95 05.06 09.96 05.06 04.00 05.06 06.95 05.06 04.00 05.06 06.95 05.06 04.00 05.06 06.95 05.06 04.00 05.06	24.0122-0196.1 422196			285 21,9 19,0 V L +B	
	308 CDI 308 D 310 D 311 CDI 312 D 313 CDI 314 314 316 CDI	92 105	04.00 05.06 02.95 05.06 02.95 05.06 04.00 05.06 02.95 05.06 04.00 05.06 04.00 05.06 02.95 05.06 04.00 05.06	03.0137-0397.2 650397 03.0137-4001.2 654001 03.0137-9255.2 669255			160 x 40 160 x 40 /Zub Bremsbacken-Zubehör	
















¹⁾ f.predec.13.0460-7904.2 / p.prece.13.0460-7904.2 / p.préd.13.0460-7904.2 / p.prede.13.0460-7904.2

²⁾ for 13.0460-7909.2 / per 13.0460-7909.2 / pour 13.0460-7909.2 / para 13.0460-7909.2

³⁾ for 13.0460-3990.2 / per 13.0460-3990.2 / pour 13.0460-3990.2 / para 13.0460-3990.2

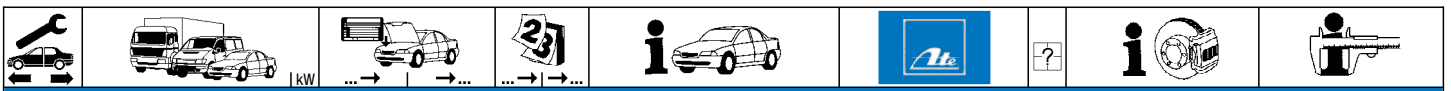
⁴⁾ for 13.0460-7084.2 / per 13.0460-7084.2 / pour 13.0460-7084.2 / para 13.0460-7084.2

⁵⁾ only for predeces.no.13.0460-7904.2 / solo per nu.precedentes 13.0460-7904.2 / uniquement.pour no.précéd.13.0460-7904.2 / sólo para nu.precedentes 13.0460-7904.2

								
MERCEDES BENZ Transporter (BM 903/904) SPRINTER (95-06)								
	408 CDI 408 D 410 D 411 CDI 412 D 413 CDI 414 414 416 CDI	92 105	04.00 06.95 09.96 04.00 06.95 04.00 04.00 06.95 04.00	05.06 05.06 05.06 05.06 05.06 05.06 05.06 05.06		03.0137-4015.2 03.0137-9256.2	654015 669256	170 x 40 /Zub Bremsbacken-Zubehör
MERCEDES BENZ Transporter (BM 905) SPRINTER (01-06)								
	616 CDI		04.01	05.06		13.0460-7909.2 13.0460-0281.2 24.8190-0407.2 24.8190-0417.2	607909 610281 620407 620417	für Vorg. 13.0460-7904.2 ¹⁾ für Vorg. 13.0460-7904.2 ¹⁾ für 13.0460-7909.2 ²⁾ 29153 20,0 /WE/Zub/S Belagsatz-Zubehör PER Warnkontakt L=84(185)mm Warnkontakt L=99(167)mm
	616 CDI		04.01	05.06		13.0460-4975.2 24.8190-0415.2	604975 620415	29160 20,8 /WE WK Satz L=239/180mm BRE
	616 CDI		04.01	05.06		24.0122-0161.1 24.0322-0161.1	422161 522161	276 22,0 19,0 V L +S +B 276 22,0 19,0 V L +S +B PD
	616 CDI		04.01	05.06		24.0126-0144.1	426144	290 26,0 23,0 V L
	616 CDI		04.01	05.06		13.0460-6015.2 24.8190-0423.2	606015 620423	29835 21,7 /WE Warnkontakt L=199/144mm ATE
MERCEDES BENZ Transporter (BM 906) SPRINTER (06-)								
	209 CDI 210 CDI 211 CDI 213 CDI 215 CDI 216 216 CDI 218 CDI 219 CDI 224 309 CDI 310 CDI 311 CDI 311 CDI 4x4 313 CDI 313 CDI 4x4 315 CDI 315 CDI 4x4 316 316 CDI 316 CDI 4x4 316 LGT 316 NGT 318 CDI 318 CDI 4x4 319 CDI 319 CDI 4x4 324	80 115	04.06 03.09 04.06 04.06 04.06 09.08 03.09 04.06 03.09 04.06 03.09 04.06 02.08 04.06 06.06 04.06 02.08 09.08 03.09 04.06 03.09 09.08 09.08 04.06 02.08 03.09 03.09 04.06			13.0460-4826.2 13.0460-4877.2 24.8190-0424.2	604826 604877 620424	29192 20,7 /WE/Zub BRE 29192 20,3 /WE/Zub BRE Warnkontakt L=103,2mm
	411 CDI 413 CDI 415 CDI 416 CDI 418 CDI 419 CDI 424 509 CDI 510 CDI 511 CDI 511 CDI 4x4 513 CDI 513 CDI 4x4 515 CDI 515 CDI 4x4 516 516 CDI 516 CDI 4x4 516 NGT 518 CDI 518 CDI 4x4 519 CDI 519 CDI 4x4 524	80 120 140	06.09 04.06 04.06 03.09 04.06 03.09 04.06 04.06 03.09 04.06 06.06 03.09 06.06 04.06 06.06 09.08 03.09 06.06 09.08 04.06 06.06 03.09 03.09 04.06			13.0460-4827.2 24.8190-0424.2	604827 620424	29200 21,0 /WE/Zub BRE Warnkontakt L=103,2mm
	209 CDI 210 CDI 211 CDI 213 CDI 215 CDI 216 216 CDI 218 CDI 219 CDI 224		04.06 03.09 04.06 04.06 04.06 09.08 03.09 04.06 03.09 04.06			24.0128-0203.1	428203	300 28,0 25,0 V L +S +B













¹⁾ f.predec.13.0460-7904.2 / p.prece.13.0460-7904.2 / p.préd.13.0460-7904.2 / p.prede.13.0460-7904.2






















²⁾ for 13.0460-7909.2 / per 13.0460-7909.2 / pour 13.0460-7909.2 / para 13.0460-7909.2

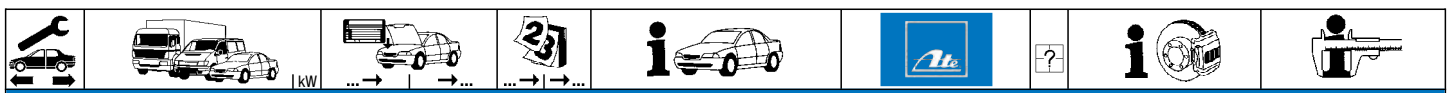


MERCEDES BENZ Transporter (BM 906) SPRINTER (06-)

	309 CDI		04.06	24.0128-0203.1	428203		300 28,0 VL +S +B
	310 CDI		03.09				
	311 CDI	80	04.06				
	311 CDI 4x4		02.08				
	313 CDI		04.06				
	313 CDI 4x4		06.06				
	315 CDI		04.06				
	315 CDI 4x4		02.08				
	316		09.08				
	316 CDI		03.09				
	316 CDI 4x4		03.09				
	316 LGT	115	09.08				
	316 NGT		09.08				
	318 CDI		04.06				
	318 CDI 4x4		02.08				
	319 CDI		03.09				
	319 CDI 4x4		03.09				
	324		04.06				
	411 CDI	80	06.09				
	413 CDI		04.06				
	415 CDI		04.06				
	416 CDI	120	03.09				
	418 CDI		04.06				
	419 CDI	140	03.09				
	424		04.06				
	509 CDI		04.06				
	510 CDI	70	03.09				
	511 CDI		04.06				
	511 CDI 4x4	80	06.06				
	513 CDI		03.09				
	513 CDI 4x4	95	06.06				
	515 CDI		04.06				
	515 CDI 4x4	110	06.06				
	516	115	09.08				
	516 CDI		03.09				
	516 CDI 4x4	120	06.06				
	516 NGT	115	09.08				
	518 CDI		04.06				
	518 CDI 4x4	135	06.06				
	519 CDI		03.09				
	519 CDI 4x4	140	03.09				
	524		04.06				
	209 CDI		04.06	13.0460-3837.2	603837		29190 20,2 +/WK/Zub/S BOS
	210 CDI		03.09	24.8190-0418.2	620418	2	Warnkontakt L=95mm
	211 CDI		04.06				
	213 CDI		04.06				
	215 CDI		04.06				
	216		09.08				
	216 CDI		03.09				
	218 CDI		04.06				
	219 CDI		03.09				
	224		04.06				
	309 CDI		04.06				
	310 CDI		03.09				
	311 CDI	80	04.06				
	311 CDI 4x4		02.08				
	313 CDI		04.06				
	313 CDI 4x4		06.06				
	315 CDI		04.06				
	315 CDI 4x4		02.08				
	316		09.08				
	316 CDI		03.09				
	316 CDI 4x4		03.09				
	316 LGT	115	09.08				
	316 NGT		09.08				
	318 CDI		04.06				
	318 CDI 4x4		02.08				
	319 CDI		03.09				
	319 CDI 4x4		03.09				
	324		04.06				
	411 CDI	80	06.09	13.0460-3842.2	603842		29217 20,5 /S BOS
	413 CDI		04.06	24.8190-0005.2	620005	2	Warnkontakt L=84,4mm
	415 CDI		04.06				
	416 CDI	120	03.09				
	418 CDI		04.06				
	419 CDI	140	03.09				
	424		04.06				
	509 CDI		04.06				
	510 CDI	70	03.09				
	511 CDI		04.06				
	511 CDI 4x4	80	06.06				
	513 CDI		03.09				
	513 CDI 4x4	95	06.06				
	515 CDI		04.06				
	515 CDI 4x4	110	06.06				
	516	115	09.08				
	516 CDI		03.09				

MERCEDES BENZ Transporter (BM 906) SPRINTER (06-)								
								
	516 CDI 4x4 120 516 NGT 115 518 CDI 518 CDI 4x4 135 519 CDI 519 CDI 4x4 140 524		06.06 09.08 04.06 06.06 03.09 03.09 04.06		13.0460-3842.2 603842 24.8190-0005.2 620005		2	29217 20,5 /S BOS Warnkontakt L=84,4mm
	209 CDI 210 CDI 211 CDI 213 CDI 215 CDI 216 216 CDI 218 CDI 219 CDI 224 309 CDI 310 CDI 311 CDI 80 311 CDI 4x4 313 CDI 313 CDI 4x4 315 CDI 315 CDI 4x4 316 316 CDI 316 CDI 4x4 316 LGT 115 316 NGT 318 CDI 318 CDI 4x4 319 CDI 319 CDI 4x4 324		04.06 03.09 04.06 04.06 04.06 09.08 03.09 04.06 03.09 04.06 03.09 04.06 02.08 04.06 06.06 04.06 02.08 09.08 03.09 04.06 09.08 09.08 04.06 02.08 03.09 03.09 04.06		24.0116-0121.1 416121			298 16,0 14,0 +B
	411 CDI 80 413 CDI 415 CDI 416 CDI 120 418 CDI 419 CDI 140 424 509 CDI 510 CDI 70 511 CDI 511 CDI 4x4 80 513 CDI 513 CDI 4x4 95 515 CDI 515 CDI 4x4 110 516 115 516 CDI 516 CDI 4x4 120 516 NGT 115 518 CDI 518 CDI 4x4 135 519 CDI 519 CDI 4x4 140 524		06.09 04.06 04.06 03.09 04.06 03.09 04.06 04.06 03.09 06.06 03.09 06.06 04.06 06.06 09.08 03.09 06.06 09.08 04.06 06.06 09.08 04.06 03.09 03.09 04.06		24.0128-0202.1 428202			303 28,0 25,0 VL +B
	209 CDI 210 CDI 211 CDI 213 CDI 215 CDI 216 216 CDI 218 CDI 219 CDI 224 309 CDI 310 CDI 311 CDI 80 311 CDI 4x4 313 CDI 313 CDI 4x4 315 CDI 315 CDI 4x4 316 316 CDI 316 CDI 4x4 316 LGT 115 316 NGT 318 CDI 318 CDI 4x4 319 CDI 319 CDI 4x4 324		04.06 03.09 04.06 04.06 04.06 09.08 03.09 04.06 03.09 04.06 04.06 03.09 04.06 02.08 04.06 06.06 04.06 02.08 09.08 03.09 04.06 09.08 03.09 04.06 02.08 03.09 03.09 04.06		03.0137-4003.2 654003			180 x 25 /Zub

								
MERCEDES BENZ Transporter (BM 906) SPRINTER (06-)								
	411 CDI 413 CDI 415 CDI 416 CDI 418 CDI 419 CDI 424	80 120 140	06.09 04.06 04.06 03.09 04.06 03.09 04.06		03.0137-4003.2	654003		180 x 25 /Zub
	509 CDI 510 CDI 511 CDI 511 CDI 4x4 513 CDI 513 CDI 4x4 515 CDI 515 CDI 4x4 516 516 CDI 516 CDI 4x4 516 NGT 518 CDI 518 CDI 4x4 519 CDI 519 CDI 4x4 524	70 80 95 110 115 120 115 135 140	04.06 03.09 04.06 06.06 03.09 06.06 04.06 06.06 09.08 03.09 06.06 09.08 04.06 06.06 03.09 03.09 04.06		03.0137-4008.2	654008		172 x 42 /Zub
MERCEDES BENZ Transporter VARIO (96-13)								
	VARIO 512 D VARIO 612 D VARIO 613 D / 614 D VARIO 615 D / 616 D VARIO 618 D VARIO 810 D VARIO 812 D VARIO 813 D / 814 D VARIO 813 DA / 814 DA VARIO 815 D / 816 D VARIO 815 DA / 816 DA VARIO 818 D VARIO 818 DA		09.96 12.13 09.96 12.13 09.96 12.13 09.98 12.13 09.96 12.13 09.96 12.13 09.96 12.13 09.96 12.13 09.96 12.13 09.96 12.13 09.96 12.13 09.96 12.13 09.96 12.13 09.06 12.13		13.0460-6015.2 24.8190-0415.2	606015 620415	2	29835 21,7 /WE WK Satz L=239/180mm ATE
	VARIO 512 D VARIO 612 D VARIO 613 D / 614 D VARIO 615 D / 616 D VARIO 618 D VARIO 810 D VARIO 812 D VARIO 813 D / 814 D VARIO 813 DA / 814 DA VARIO 815 D / 816 D VARIO 815 DA / 816 DA VARIO 818 D VARIO 818 DA		09.96 12.13 09.96 12.13 09.96 12.13 09.98 12.13 09.96 12.13 09.96 12.13 09.96 12.13 09.96 12.13 09.96 12.13 09.96 12.13 09.96 12.13 09.96 12.13 09.06 12.13		24.0130-0198.1 24.0130-0103.1	430198 430103		304 30,0 26,0 V L 324 30,0 26,0 V L
	VARIO 512 D VARIO 612 D VARIO 810 D VARIO 812 D		09.96 12.13 09.96 12.13 09.96 12.13 09.96 12.13		24.0130-0190.1	430190		304 29,9 26,0 V L
	VARIO 613 D / 614 D VARIO 615 D / 616 D VARIO 618 D VARIO 813 D / 814 D VARIO 813 DA / 814 DA VARIO 815 D / 816 D VARIO 815 DA / 816 DA VARIO 818 D VARIO 818 DA		09.96 12.13 09.98 12.13 09.96 12.13 09.96 12.13 09.96 12.13 09.96 12.13 09.96 12.13 09.96 12.13 09.06 12.13		24.0130-0191.1	430191		324 29,9 26,0 V L
MERCEDES NFZ. UNIMOG 20 (BM 405.050) (07-)								
	U 20 (BM 405.050)		12.07		24.8190-0403.2	620403	4 	Warnkontakt L=315mm
	U 20 (BM 405.050)		12.07		24.8190-0403.2	620403	4 	Warnkontakt L=315mm
MERCEDES NFZ. UNIMOG 300-400 (BM 405.1) (00-)								
	U 300 (BM 405.100) U 300 (BM 405.101) U 300 (BM 405.120) U 300 (BM 405.121)		03.00 03.00 03.00 03.00		24.8190-0403.2	620403	4 	Warnkontakt L=315mm
	U 300 (BM 405.100) U 300 (BM 405.101) U 300 (BM 405.120) U 300 (BM 405.121)		03.00 03.00 03.00 03.00		24.8190-0403.2	620403	4 	Warnkontakt L=315mm



MERCEDES NFZ. UNIMOG 3000-5000 (BM 437.4) (02-)

	U 3000 (BM 437.420) U 3000 (BM 437.421) U 3000 (BM 437.425) U 3000 (BM 437.426) U 4000 (BM 437.420) U 4000 (BM 437.421) U 4000 (BM 437.425) U 4000 (BM 437.426)			09.02 09.02 09.02 09.02 09.02 09.02 09.02 09.02		24.8190-0403.2	620403	2		Warnkontakt L=315mm
	U 3000 (BM 437.420) U 3000 (BM 437.421) U 3000 (BM 437.425) U 3000 (BM 437.426) U 4000 (BM 437.420) U 4000 (BM 437.421) U 4000 (BM 437.425) U 4000 (BM 437.426)			09.02 09.02 09.02 09.02 09.02 09.02 09.02 09.02		24.8190-0403.2	620403	4		Warnkontakt L=315mm

MG ZR (01-05)

	105 120 2.0 TD 160	76 86 74 118		06.01 06.01 06.01 06.01	12.05 12.05 12.05 12.05	13.0460-2803.2 13.0460-0142.2	602803 610142			21515 17,5 +/WK/S Belagsatz-Zubehör	LUC
	105 120 2.0 TD 160	76 86 74 118		06.01 06.01 06.01 06.01	12.05 12.05 12.05 12.05	13.0460-5825.2 24.0113-0198.1	605825 413198			23094 16,5 +/WK/Zub/S 262 13,0 11,0 +B	LUC
	105 120 2.0 TD 160	76 86 74 118		06.01 06.01 06.01 06.01	12.05 12.05 12.05 12.05	24.0121-0105.1 24.0125-0161.1	421105 425161			262 21,0 19,0 V +S +B 282 25,0 23,0 V	
	105 120 2.0 TD 160	76 86 74 118		06.01 06.01 06.01 06.01	12.05 12.05 12.05 12.05	13.0460-5998.2 13.0460-5929.2	605998 605929			21312 12,8 +/WK 21719 15,0 +/WK	AKE AKE
	105 120 2.0 TD 160	76 86 74 118		06.01 06.01 06.01 06.01	12.05 12.05 12.05 12.05	24.0110-0212.1 24.0110-0326.1	410212 410326			239 10,0 8,0 +S +B 260 10,0 8,0	

MG ZS (01-05)

























	120 180 2.0 TD 2.0 TD	86 130 74 83		07.01 07.01 01.04 01.04	12.05 12.05 12.05 12.05	13.0460-5825.2	605825			23094 16,5 +/WK/Zub/S	LUC
	120 180 2.0 TD 2.0 TD	86 130 74 83		07.01 07.01 01.04 01.04	12.05 12.05 12.05 12.05	24.0125-0161.1	425161			282 25,0 23,0 V	
	120 180 2.0 TD 2.0 TD	86 130 74 83		07.01 07.01 01.04 01.04	12.05 12.05 12.05 12.05	24.0110-0326.1	410326			260 10,0 8,0	

MG ZT Limousine (01-05)

	1.8 16V (160) 1.8 T 16V (160) 2.0 CDTi 2.0 CDTi 2.5 V6 (180) 2.5 V6 (190) 4.6 V8 (260X)	118 118 85 96 130 140 191		06.01 01.03 06.02 11.02 01.03 06.01 10.03	12.05 + Bremsscheibe 284 X 22 ¹⁾ 12.05 + Bremsscheibe 284 X 22 ¹⁾ 09.03 + Bremsscheibe 284 X 22 ¹⁾ 12.05 + Bremsscheibe 284 X 22 ¹⁾ 12.05 + Bremsscheibe 284 X 22 ¹⁾ 12.05 + Bremsscheibe 325 X 25 ²⁾ 12.05 + Bremsscheibe 325 X 25 ²⁾	13.0460-7144.2 24.8190-2801.2	607144 622801	1		23112 19,1 + Warnkontakt L=1103mm	ATE
	1.8 16V (160) 1.8 T 16V (160) 2.0 CDTi 2.0 CDTi 2.5 V6 (180)	118 118 85 96 130		06.01 01.03 06.02 11.02 01.03	12.05 12.05 09.03 12.05 12.05	24.0122-0206.1	422206			284 22,0 19,0 V +B	
	1.8 16V (160) 1.8 T 16V (160) 2.0 CDTi 2.0 CDTi 2.5 V6 (180) 2.5 V6 (190) 4.6 V8 (260X)	118 118 85 96 130 140 191		06.01 01.03 06.02 11.02 01.03 06.01 10.03	12.05 12.05 09.03 12.05 12.05 12.05 12.05	13.0460-3605.2 13.0470-3605.2 24.8190-2802.2	603605 LD3605 622802	1		20180 17,3 +/WE 20180 17,3 +/WE Warnkontakt L=846mm	ATE ATE
	1.8 16V (160) 1.8 T 16V (160) 2.0 CDTi 2.0 CDTi 2.5 V6 (180) 2.5 V6 (190)	118 118 85 96 130 140		06.01 01.03 06.02 11.02 01.03 06.01	12.05 12.05 09.03 12.05 12.05 12.05	24.0110-0270.1	410270			280 10,0 8,0 +B	
	1.8 16V (160) 1.8 T 16V (160) 2.0 CDTi 2.0 CDTi 2.5 V6 (180) 2.5 V6 (190)	118 118 85 96 130 140		06.01 01.03 06.02 11.02 01.03 06.01	12.05 12.05 09.03 12.05 12.05 12.05	03.0137-0408.2	650408			160 x 20	



















1) + brake disc 284 X 22 / + dischi freno 284 X 22 / + disque de frein 284 X 22 / + disco de freno 284 X 22
2) + brake disc 325 X 25 / + dischi freno 325 X 25 / + disque de frein 325 X 25 / + disco de freno 325 X 25













































									
MG ZT-T Kombi (01-05)									
	1.8 16V (160) 1.8 T 16V (160) 2.0 CDTi 2.0 CDTi 2.5 V6 (180) 2.5 V6 (190) 4.6 V8 (260X)	118 118 85 96 130 140 191		10.01 01.03 06.02 11.02 01.03 10.01 10.03	12.05 + Bremsscheibe 284 X 22 ¹⁾ 12.05 + Bremsscheibe 284 X 22 ¹⁾ + Bremsscheibe 284 X 22 ¹⁾ 12.05 + Bremsscheibe 284 X 22 ¹⁾ 12.05 + Bremsscheibe 284 X 22 ¹⁾ 12.05 + Bremsscheibe 325 X 25 ²⁾ 12.05 + Bremsscheibe 325 X 25 ²⁾	13.0460-7144.2 607144 24.8190-2801.2 622801 13.0460-7155.2 607155 13.0470-7155.2 LD7155 24.8190-2801.2 622801	1 1	23112 19,1 + Warnkontakt L=1103mm 23183 20,3 +/-WE 23183 20,3 +/-WE Warnkontakt L=1103mm	ATE ATE ATE
	1.8 16V (160) 1.8 T 16V (160) 2.0 CDTi 2.0 CDTi 2.5 V6 (180)	118 118 85 96 130		10.01 01.03 06.02 11.02 01.03	12.05 + Bremsscheibe 284 X 22 ¹⁾ 12.05 + Bremsscheibe 284 X 22 ¹⁾ + Bremsscheibe 284 X 22 ¹⁾ 12.05 + Bremsscheibe 284 X 22 ¹⁾ 12.05 + Bremsscheibe 284 X 22 ¹⁾	24.0122-0206.1 422206		284 22,0 19,0 V +B	
	1.8 16V (160) 1.8 T 16V (160) 2.0 CDTi 2.0 CDTi 2.5 V6 (180) 2.5 V6 (190) 4.6 V8 (260X)	118 118 85 96 130 140 191		10.01 01.03 06.02 11.02 01.03 10.01 10.03	12.05 12.05 09.03 12.05 12.05 12.05 12.05	13.0460-3605.2 603605 13.0470-3605.2 LD3605 24.8190-2802.2 622802	1 1	20180 17,3 +/-WE 20180 17,3 +/-WE Warnkontakt L=846mm Warnkontakt L=846mm	ATE ATE
	1.8 16V (160) 1.8 T 16V (160) 2.0 CDTi 2.0 CDTi 2.5 V6 (180) 2.5 V6 (190)	118 118 85 96 130 140		10.01 01.03 06.02 11.02 01.03 10.01	12.05 12.05 09.03 12.05 12.05 12.05	24.0110-0270.1 410270		280 10,0 8,0 +B	
	1.8 16V (160) 1.8 T 16V (160) 2.0 CDTi 2.0 CDTi 2.5 V6 (180) 2.5 V6 (190)	118 118 85 96 130 140		10.01 01.03 06.02 11.02 01.03 10.01	12.05 12.05 09.03 12.05 12.05 12.05	03.0137-0408.2 650408		160 x 20	
MG MGF (RD) (95-02)									
	1.6 1.8 i 16V 1.8 i VVC	82 88 107		02.00 03.95 03.95	04.02 04.02 04.02	13.0460-2804.2 602804		21518 17,0	LUC
	1.6 1.8 i 16V 1.8 i VVC	82 88 107		02.00 03.95 03.95	04.02 04.02 04.02	24.0122-0177.1 422177		241 22,0 20,0 V	
MG MG TF (02-05)									
	115 120 135	85 88 100		03.02 03.02 03.02	12.05 12.05 12.05	13.0460-2804.2 602804		21518 17,0	LUC
	115 120 135	85 88 100		03.02 03.02 03.02	12.05 12.05 12.05	24.0122-0177.1 422177		241 22,0 20,0 V	
MINI F55 (14-)									
	Cooper Cooper D One One D One First Cooper S Cooper SD	100 85 75 70 55 141 125		10.14 10.14 10.14 10.14 03.15 10.14 10.14		24.8190-0941.2 620941	1 	Warnkontakt L=648mm	
	Cooper Cooper D Cooper S Cooper SD One One D One First	100 85 141 125 75 70 55		10.14 10.14 10.14 10.14 10.14 10.14 03.15		24.8190-0942.2 620942	1	Warnkontakt L=641mm	
MINI F56 (13-)									
	Cooper Cooper D One One One D Cooper S Cooper SD John Cooper Works	100 85 55 75 70 141 125 170		11.13 11.13 06.14 11.13 11.13 11.13 06.14 03.15		24.8190-0941.2 620941	1 	Warnkontakt L=648mm	
	Cooper Cooper D Cooper S Cooper SD John Cooper Works One One One D	100 85 141 125 170 55 75 70		11.13 11.13 11.13 06.14 03.15 06.14 11.13 11.13		24.8190-0942.2 620942	1	Warnkontakt L=641mm	

¹⁾ + brake disc 284 X 22 / + dischi freno 284 X 22 / + disque de frein 284 X 22 / + disco de freno 284 X 22

²⁾ + brake disc 325 X 25 / + dischi freno 325 X 25 / + disque de frein 325 X 25 / + disco de freno 325 X 25

										
MINI R50 / R53 (00-06)										
	Cooper	85		06.00	11.06	13.0460-7161.2	607161	1	23281 18,3 +/WE 23281 18,3 +/WE Warnkontakt L=883mm	ATE ATE
	Cooper S			07.02	11.06	13.0470-7161.2	LD7161			
	One	66		06.00	11.06	24.8190-0235.2	620235			
	Cooper S JCW	155		11.03	02.06	13.0460-2725.2	602725	1	23984 17,8 +/WE/Zub/S 23984 17,8 +/WE/Zub/S Warnkontakt L=883mm	LUC LUC
	Cooper S JCW	155		03.06	11.06	13.0470-2725.2	LD2725			
	Cooper S JCW	155		03.03	11.06	24.8190-0235.2	620235			
	Cooper	85		06.00	11.06	24.0122-0204.1	422204	1	276 22,0 20,4 V L +B 276 22,0 19,6 V L +B PD	
	Cooper S			07.02	11.06	24.0322-0204.1	522204			
	One	66		06.00	11.06					
	Cooper S JCW	155		11.03	11.06	24.0122-0244.1	422244	1	294 22,0 20,4 V L	
	Cooper S JCW	155		06.00	11.06					
	Cooper S JCW	155		03.03	11.06					
	Cooper	85		06.00	11.06	24.0710-2013.1	360220	2	Radsensor L=570/178	
	Cooper S			07.02	11.06					
	Cooper S JCW	155		11.03	11.06					
	Cooper S JCW	155		06.00	11.06			1	23716 15,8 +/WE 23716 15,8 +/WE Warnkontakt L=1130mm	ATE ATE
	Cooper S JCW	155		11.03	11.06					
	Cooper S JCW	66		06.00	11.06					
	Cooper S JCW	66		03.03	11.06			1	259 10,0 8,4 +B 259 10,0 7,6 +B PD	
	Cooper S JCW	66		06.00	11.06					
	Cooper S JCW	66		03.03	11.06					
	Cooper	85		06.00	11.06	24.0110-0271.1	410271	1	259 10,0 8,4 +B 259 10,0 7,6 +B PD	
	Cooper S			07.02	11.06	24.0310-0271.1	510271			
	Cooper S JCW	155		11.03	11.06					
	Cooper S JCW	155		06.00	11.06			2	Radsensor L=905	
	Cooper S JCW	155		11.03	11.06					
	Cooper S JCW	66		06.00	11.06					
	Cooper S JCW	66		03.03	11.06			2	Radsensor L=905	
	Cooper S JCW	66		06.00	11.06					
	Cooper S JCW	66		03.03	11.06					
MINI R52 Cabrio (04-08)										
	Cooper	85		04.04	08.08	13.0460-7161.2	607161	1	23281 18,3 +/WE 23281 18,3 +/WE Warnkontakt L=883mm	ATE ATE
	Cooper S	125		04.04	08.08	13.0470-7161.2	LD7161			
	One	66		04.04	08.08	24.8190-0235.2	620235			
	Cooper S JCW	155		11.03	05.06	13.0460-2725.2	602725	1	23984 17,8 +/WE/Zub/S 23984 17,8 +/WE/Zub/S Warnkontakt L=883mm	LUC LUC
	Cooper S JCW	155		06.06	08.08	13.0470-2725.2	LD2725			
	Cooper S JCW	155		06.06	08.08	24.8190-0235.2	620235			
	Cooper	85		04.04	08.08	24.0122-0204.1	422204	1	276 22,0 20,4 V L +B 276 22,0 19,6 V L +B PD	
	Cooper S	125		04.04	08.08	24.0322-0204.1	522204			
	One	66		04.04	08.08					
	Cooper S JCW	155		11.03	08.08	24.0122-0244.1	422244	1	294 22,0 20,4 V L	
	Cooper S JCW	155		04.04	08.08					
	Cooper S JCW	155		04.04	08.08					
	Cooper S JCW	66		04.04	08.08			2	Radsensor L=570/178	
	Cooper S JCW	66		11.03	08.08					
	Cooper S JCW	66		04.04	08.08					
	Cooper	85		04.04	08.08	13.0460-7162.2	607162	1	23716 15,8 +/WE 23716 15,8 +/WE Warnkontakt L=1130mm	ATE ATE
	Cooper S	125		04.04	08.08	13.0470-7162.2	LD7162			
	Cooper S JCW	155		11.03	08.08	24.8190-0236.2	620236			
	Cooper S JCW	66		04.04	08.08			1	259 10,0 8,4 +B 259 10,0 7,6 +B PD	
	Cooper S JCW	66		04.04	08.08					
	Cooper S JCW	66		11.03	08.08					
	Cooper	85		04.04	08.08	24.0110-0271.1	410271	2	Radsensor L=905	
	Cooper S	125		04.04	08.08	24.0310-0271.1	510271			
	Cooper S JCW	155		11.03	08.08					
	Cooper S JCW	66		04.04	08.08			2	Radsensor L=905	
	Cooper S JCW	66		04.04	08.08					
	Cooper S JCW	66		11.03	08.08					
	Cooper S JCW	66		04.04	08.08			2	Radsensor L=905	
	Cooper S JCW	66		04.04	08.08					
	Cooper S JCW	66		11.03	08.08					
MINI R55 Clubman (07-14)										
	Cooper			09.07	06.14	13.0460-2710.2	602710	1	23915 17,6 +/WE/Zub/S 23915 17,6 +/WE/Zub/S Warnkontakt L=802mm	LUC LUC
	Cooper D			09.07	06.14	13.0470-2710.2	LD2710			
	Cooper SD	105		02.11	06.14	24.8190-0277.2	620277			
	Cooper S	66		03.10	06.14			1	23984 17,8 +/WE/Zub/S 23984 17,8 +/WE/Zub/S Warnkontakt L=802mm	LUC LUC
	Cooper S	66		03.10	06.14					
	Cooper S	66		09.07	06.14	13.0460-2725.2	602725			
	John Cooper Works	155		03.08	06.14	13.0470-2725.2	LD2725	1	24.8190-0277.2	620277
	John Cooper Works	155		03.08	06.14					
	John Cooper Works	155		03.08	06.14					

								
MINI R55 Clubman (07-14)								
	Cooper Cooper D Cooper SD One One D	105 66	09.07 09.07 02.11 03.10 03.10	06.14 06.14 06.14 06.14 06.14	24.0122-0248.1 24.0322-0248.1	422248 522248		280 22,0 20,4 V L +B 280 22,0 20,4 V L +B PD
	Cooper Cooper D Cooper S John Cooper Works One One D	155 66	09.07 09.07 09.07 03.08 03.10 03.10	06.14 08.10 08.10 08.10 08.10 08.10	24.0122-0247.1 13.0460-2714.2 13.0470-2714.2 24.8190-0278.2	422247 602714 LD2714 620278	1	294 22,0 20,4 V L +B 24289 16,9 +/WE/Zub/S LUC 24289 16,9 +/WE/Zub/S LUC Warnkontakt L=1130mm
	Cooper Cooper D Cooper S Cooper SD John Cooper Works One One D	105 155 66	09.10 09.10 09.10 02.11 09.10 09.10 09.10	06.14 06.14 06.14 06.14 06.14 06.14 06.14	13.0460-2714.2 13.0470-2714.2 24.8190-0010.2	602714 LD2714 620010	1	24289 16,9 +/WE/Zub/S LUC 24289 16,9 +/WE/Zub/S LUC Warnkontakt L=1141mm
	Cooper Cooper D Cooper S Cooper SD One One D	105 66	09.07 09.07 09.07 02.11 03.10 03.10	06.14 06.14 06.14 06.14 06.14 06.14	24.0110-0271.1 24.0310-0271.1	410271 510271		259 10,0 8,4 +B 259 10,0 7,6 +B PD
MINI R55 Clubvan (12-)								
	Cooper Cooper D One	90 82 72	12.12 12.12 12.12		13.0460-2710.2 13.0470-2710.2 24.8190-0009.2	602710 LD2710 620009	1	23915 17,6 +/WE/Zub/S LUC 23915 17,6 +/WE/Zub/S LUC Warnkontakt L=808mm
	Cooper Cooper D One	90 82 72	12.12 12.12 12.12		24.0122-0248.1 24.0322-0248.1	422248 522248		280 22,0 20,4 V L +B 280 22,0 20,4 V L +B PD
	Cooper Cooper D One	90 82 72	12.12 12.12 12.12		13.0460-2714.2 13.0470-2714.2 24.8190-0010.2	602714 LD2714 620010	1	24289 16,9 +/WE/Zub/S LUC 24289 16,9 +/WE/Zub/S LUC Warnkontakt L=1141mm
	Cooper Cooper D One	90 82 72	12.12 12.12 12.12		24.0110-0271.1	410271		259 10,0 8,4 +B
MINI R56 (06-14)								
	Cooper Cooper Cooper Cooper D Cooper SD One One One One One D	85 88 90 55 70 72 66	03.10 11.06 03.10 04.07 02.11 03.09 04.07 03.10 03.10	06.14 06.14 06.14 06.14 06.14 06.14 06.14 06.14 06.14	13.0460-2710.2 13.0470-2710.2 24.8190-0277.2	602710 LD2710 620277	1	23915 17,6 +/WE/Zub/S LUC 23915 17,6 +/WE/Zub/S LUC Warnkontakt L=802mm
	Cooper S Cooper S Cooper S John Cooper Works John Cooper Works John Cooper Works GP	128 147 155 160 160	03.10 11.06 01.12 03.08 07.07 09.12	06.14 06.14 06.14 06.14 06.14 06.14	13.0460-2725.2 13.0470-2725.2 24.8190-0277.2	602725 LD2725 620277	1	23984 17,8 +/WE/Zub/S LUC 23984 17,8 +/WE/Zub/S LUC Warnkontakt L=802mm
	Cooper Cooper Cooper Cooper D Cooper SD One One One One D	85 88 90 55 70 72 66	03.10 11.06 03.10 04.07 02.11 03.09 04.07 03.10 03.10	06.14 06.14 06.14 06.14 06.14 06.14 06.14 06.14 06.14	24.0122-0248.1 24.0322-0248.1	422248 522248		280 22,0 20,4 V L +B 280 22,0 20,4 V L +B PD
	Cooper S Cooper S Cooper S	128 147	03.10 11.06 01.12	06.14 06.14 06.14	24.0122-0247.1	422247		294 22,0 20,4 V L +B
	Cooper Cooper Cooper Cooper D Cooper S Cooper S John Cooper Works John Cooper Works One One One One D	85 88 90 128 155 160 55 70 72 66	03.10 11.06 03.10 04.07 03.10 11.06 03.08 07.07 03.09 04.07 03.10 03.10	08.10 08.10 08.10 08.10 08.10 08.10 08.10 08.10 08.10 08.10 08.10 08.10	13.0460-2714.2 13.0470-2714.2 24.8190-0278.2	602714 LD2714 620278	1	24289 16,9 +/WE/Zub/S LUC 24289 16,9 +/WE/Zub/S LUC Warnkontakt L=1130mm
	Cooper Cooper Cooper D Cooper S	85 88 90	09.10 09.10 09.10 09.10	06.14 06.14 06.14 06.14	13.0460-2714.2 13.0470-2714.2 24.8190-0010.2	602714 LD2714 620010	1	24289 16,9 +/WE/Zub/S LUC 24289 16,9 +/WE/Zub/S LUC Warnkontakt L=1141mm

									
MINI R56 (06-14)									
	Cooper S	128		09.10	06.14	13.0460-2714.2	602714	24289 16,9 +/WE/Zub/S LUC 24289 16,9 +/WE/Zub/S LUC Warnkontakt L=1141mm	
	Cooper S	147		01.12	06.14	13.0470-2714.2	LD2714		
	Cooper SD			02.11	06.14	24.8190-0010.2	620010		
	John Cooper Works	155		09.10	06.14				
	John Cooper Works	160		09.10	06.14				
	John Cooper Works GP	160		09.12	06.14				
	One	55		09.10	06.14				
	One	70		09.10	06.14				
	One	72		09.10	06.14				
	One D	66		09.10	06.14				
	Cooper	85		03.10	06.14	24.0110-0271.1	410271	259 10,0 8,4 +B	
	Cooper	88		11.06	06.14				
	Cooper	90		03.10	06.14				
	Cooper D			04.07	06.14				
	Cooper S			03.10	06.14				
	Cooper S	128		11.06	06.14				
	Cooper S	147		01.12	06.14				
	Cooper SD			02.11	06.14				
	One	55		03.09	06.14				
	One	70		04.07	06.14				
	One	72		03.10	06.14				
	One D	66		03.10	06.14				
MINI R57 Cabrio (09-14)									
	Cooper	90		01.09	06.14	13.0460-2710.2	602710		23915 17,6 +/WE/Zub/S LUC 23915 17,6 +/WE/Zub/S LUC Warnkontakt L=802mm
	Cooper	82		03.10	06.14	13.0470-2710.2	LD2710		
	Cooper D	82		06.10	06.14	24.8190-0277.2	620277		
	Cooper SD	105		02.11	06.14				
	One	72		03.10	06.14				
	Cooper S			03.10	06.14	13.0460-2725.2	602725	23984 17,8 +/WE/Zub/S LUC 23984 17,8 +/WE/Zub/S LUC Warnkontakt L=802mm	
	Cooper S	128		01.09	06.14	13.0470-2725.2	LD2725		
	John Cooper Works	155		03.09	06.14	24.8190-0277.2	620277	Warnkontakt L=802mm	
	Cooper	90		01.09	06.14	24.0122-0248.1	422248	280 22,0 20,4 V L +B 280 22,0 20,4 V L +B PD	
	Cooper	82		03.10	06.14	24.0322-0248.1	522248		
	Cooper D	82		06.10	06.14				
	Cooper SD	105		02.11	06.14				
	One	72		03.10	06.14				
	Cooper S			03.10	06.14	24.0122-0247.1	422247	294 22,0 20,4 V L +B	
	Cooper S	128		01.09	06.14				
	Cooper	90		01.09	08.10	13.0460-2714.2	602714	24289 16,9 +/WE/Zub/S LUC 24289 16,9 +/WE/Zub/S LUC Warnkontakt L=1130mm	
	Cooper	82		03.10	08.10	13.0470-2714.2	LD2714		
	Cooper D	82		06.10	08.10	24.8190-0278.2	620278		
	Cooper S			03.10	08.10				
	Cooper S	128		01.09	08.10				
	John Cooper Works	155		03.09	08.10				
	One	72		03.10	08.10				
	Cooper	90		09.10	06.14	13.0460-2714.2	602714	24289 16,9 +/WE/Zub/S LUC 24289 16,9 +/WE/Zub/S LUC Warnkontakt L=1141mm	
	Cooper	82		09.10	06.14	13.0470-2714.2	LD2714		
	Cooper D	82		09.10	06.14	24.8190-0010.2	620010		
	Cooper S			09.10	06.14				
	Cooper S	128		09.10	06.14				
	Cooper SD	105		02.11	06.14				
	John Cooper Works	155		09.10	06.14				
	One	72		09.10	06.14				
	Cooper	90		01.09	06.14	24.0110-0271.1	410271	259 10,0 8,4 +B	
	Cooper	82		03.10	06.14				
	Cooper D	82		06.10	06.14				
	Cooper S			03.10	06.14				
	Cooper S	128		01.09	06.14				
	Cooper SD	105		02.11	06.14				
	One	72		03.10	06.14				
MINI R58 Coupe (11-)									
	Cooper			10.11		13.0460-2710.2	602710	23915 17,6 +/WE/Zub/S LUC 23915 17,6 +/WE/Zub/S LUC Warnkontakt L=808mm	
	Cooper SD			10.11		13.0470-2710.2	LD2710		
	Cooper S			10.11		24.8190-0009.2	620009		
	Cooper S JCW	155		10.11		24.8190-0009.2	620009		
	Cooper S			10.11		24.8190-0009.2	620009	Warnkontakt L=808mm	
	Cooper			10.11		24.0122-0248.1	422248	280 22,0 20,4 V L +B 280 22,0 20,4 V L +B PD	
	Cooper SD			10.11		24.0322-0248.1	522248		
	Cooper S			10.11		24.0122-0247.1	422247		
	Cooper S			10.11		24.0122-0247.1	422247	294 22,0 20,4 V L +B	
	Cooper			10.11		13.0460-2714.2	602714	24289 16,9 +/WE/Zub/S LUC 24289 16,9 +/WE/Zub/S LUC Warnkontakt L=1141mm	
	Cooper S			10.11		13.0470-2714.2	LD2714		
	Cooper S JCW	155		10.11		24.8190-0010.2	620010		
	Cooper SD			10.11					
	Cooper			10.11		24.0110-0271.1	410271	259 10,0 8,4 +B 259 10,0 7,6 +B PD	
	Cooper S			10.11		24.0310-0271.1	510271		
	Cooper SD			10.11					



MINI R59 Roadster (12-)

	Cooper		02.12		13.0460-2710.2	602710		23915 17,6 +/WE/Zub/S LUC
	Cooper SD		02.12		13.0470-2710.2	LD2710		23915 17,6 +/WE/Zub/S LUC Warnkontakt L=808mm
	Cooper S		02.12		13.0460-2725.2	602725		23984 17,8 +/WE/Zub/S LUC
	Cooper S				13.0470-2725.2	LD2725		23984 17,8 +/WE/Zub/S LUC Warnkontakt L=808mm
	Cooper S JCW	155	02.12		24.8190-0009.2	620009	1	Warnkontakt L=808mm
	Cooper		02.12		24.0122-0248.1	422248		280 22,0 20,4 V L +B
	Cooper SD		02.12		24.0322-0248.1	522248		280 22,0 20,4 V L +B PD
	Cooper S		02.12		24.0122-0247.1	422247		294 22,0 20,4 V L +B
	Cooper		02.12		13.0460-2714.2	602714		24289 16,9 +/WE/Zub/S LUC
	Cooper S		02.12		13.0470-2714.2	LD2714		24289 16,9 +/WE/Zub/S LUC
	Cooper S JCW	155	02.12		24.8190-0010.2	620010	1	Warnkontakt L=1141mm
	Cooper SD		02.12					
	Cooper		02.12		24.0110-0271.1	410271		259 10,0 8,4 +B
	Cooper S		02.12		24.0310-0271.1	510271		259 10,0 7,6 +B PD
	Cooper SD		02.12					


















MINI R60 Countryman (10-)

	Cooper	90	09.10		13.0460-2725.2	602725		23984 17,8 +/WE/Zub/S LUC
	Cooper All4	90	11.14		13.0470-2725.2	LD2725		23984 17,8 +/WE/Zub/S LUC
	Cooper D	82	09.10		24.8190-0306.2	620306	1	Warnkontakt L=908mm
	Cooper S		09.10					
	Cooper S	147	02.12					
	Cooper S All4		09.10					
	Cooper S JCW	160	09.12					
	Cooper SD	105	02.11					
	Cooper SD All4		02.11					
	Cooper D All4	82	09.10					
	One	72	09.10					
One D	66	09.10						
	Cooper	90	09.10		24.0122-0271.1	422271		294 22,0 20,4 V L +S +B
	Cooper All4	90	11.14					
	Cooper D	82	09.10					
	Cooper SD	105	02.11					
	Cooper SD All4		02.11					
	Cooper D All4	82	09.10					
	One	72	09.10					
	One D	66	09.10					
	Cooper S		09.10		24.0124-0240.1	424240		307 24,0 22,4 V L +S +B
	Cooper S	147	02.12					
	Cooper S All4		09.10					
Cooper S JCW	160	09.12						
	Cooper	90	09.10		13.0460-2713.2	602713		23623 17,4 +/WE/Zub/S LUC
	Cooper All4	90	11.14		13.0470-2713.2	LD2713		23623 17,4 +/WE/Zub/S LUC
	Cooper D	82	09.10		24.8190-0307.2	620307	1	Warnkontakt L=957mm
	Cooper S		09.10					
	Cooper S	147	02.12					
	Cooper S All4		09.10					
	Cooper S JCW	160	09.12					
	Cooper SD	105	02.11					
	Cooper SD All4		02.11					
	Cooper D All4	82	09.10					
	One	72	09.10					
One D	66	09.10						
	Cooper	90	09.10		24.0110-0358.1	410358		280 10,0 8,4 +S +B
	Cooper All4	90	11.14					
	Cooper D	82	09.10					
	Cooper S		09.10					
	Cooper S	147	02.12					
	Cooper S All4		09.10					
	Cooper SD	105	02.11					
	Cooper SD All4		02.11					
	Cooper D All4	82	09.10					
	One	72	09.10					
	One D	66	09.10					

MINI R61 Paceman (12-)

	Cooper	90	11.12		13.0460-2725.2	602725		23984 17,8 +/WE/Zub/S LUC
	Cooper All4	90	07.14		13.0470-2725.2	LD2725		23984 17,8 +/WE/Zub/S LUC
	Cooper D	82	11.12		24.8190-0306.2	620306	1	Warnkontakt L=908mm
	Cooper D All4	82	11.12					
	Cooper S	135	11.12					
	Cooper S All4	135	11.12					
	Cooper S JCW	160	11.12					
	Cooper SD	105	11.12					
	Cooper SD All4	105	11.12					
	Cooper	90	11.12		24.0122-0271.1	422271		294 22,0 20,4 V L +S +B
	Cooper All4	90	07.14					
	Cooper D	82	11.12					
	Cooper D All4	82	11.12					
	Cooper SD	105	11.12					
	Cooper SD All4	105	11.12					
Cooper S	135	11.12		24.0124-0240.1	424240		307 24,0 22,4 V L +S +B	
Cooper S All4	135	11.12						



								
MINI R61 Paceman (12-)								
	Cooper S JCW	160		11.12		24.0124-0240.1	424240	307 24,0 22,4 V L +S +B
	Cooper	90		11.12		13.0460-2713.2	602713	23623 17,4 +/WE/Zub/S LUC 23623 17,4 +/WE/Zub/S LUC Warnkontakt L=957mm
	Cooper All4	90		07.14		13.0470-2713.2	LD2713	
	Cooper D	82		11.12		24.8190-0307.2	620307 2	
	Cooper D All4	82		11.12				
	Cooper S	135		11.12				
	Cooper S All4	135		11.12				
	Cooper S JCW	160		11.12				
	Cooper SD	105		11.12				
	Cooper SD All4	105		11.12				
	Cooper	90		11.12		24.0110-0358.1	410358	280 10,0 8,4 +S +B
	Cooper All4	90		07.14				
	Cooper D	82		11.12				
	Cooper D All4	82		11.12				
	Cooper S	135		11.12				
	Cooper S All4	135		11.12				
	Cooper SD	105		11.12				
	Cooper SD All4	105		11.12				
MITSUBISHI ASX (10-)								
	1.6 i 16V	85		06.10		13.0460-5760.2	605760	23584 16,4 /WK AKE
	1.6 i 16V	86		06.10				
	1.8 DI-D	85		06.10				
	1.8 DI-D	110		06.10				
	1.8 DI-D 4WD	85		06.10				
	1.8 DI-D 4WD	110		06.10				
	1.8 i 16V	102		02.10				
	1.8 i 16V 4WD	102		02.10				
	2.0 i 16V	110		06.10				
	2.0 i 16V	118		06.10				
	2.0 i 16V 4WD	110		06.10				
	2.0 i 16V 4WD	118		06.10				
	2.2 Di-D 4WD	110		04.13				
	1.6 i 16V	85		06.10		24.0126-0170.1	426170	294 26,0 24,4 V +B
	1.6 i 16V	86		06.10				
	1.8 DI-D	85		06.10				
	1.8 DI-D	110		06.10				
	1.8 DI-D 4WD	85		06.10				
	1.8 DI-D 4WD	110		06.10				
	1.8 i 16V	102		02.10				
	1.8 i 16V 4WD	102		02.10				
	2.0 i 16V	110		06.10				
	2.0 i 16V	118		06.10				
	2.0 i 16V 4WD	110		06.10				
	2.0 i 16V 4WD	118		06.10				
	1.6 i 16V	85		06.10		24.0710-5005.4	360337	Radsensor L=920 Radsensor L=936
	1.6 i 16V	86		06.10		24.0710-5006.4	360338	
	1.8 DI-D	85		06.10				
	1.8 DI-D	110		06.10				
	1.8 DI-D 4WD	85		06.10				
	1.8 DI-D 4WD	110		06.10				
	1.8 i 16V	102		02.10				
	1.8 i 16V 4WD	102		02.10				
	2.0 i 16V	110		06.10				
	2.0 i 16V	118		06.10				
	2.0 i 16V 4WD	110		06.10				
	2.0 i 16V 4WD	118		06.10				
	2.2 Di-D 4WD	110		04.13				
	1.6 i 16V	85		06.10	06.12	13.0460-5855.2	605855	23582 16,0 +
	1.6 i 16V	86		06.10	06.12			
	1.8 DI-D	85		06.10	06.12			
	1.8 DI-D	110		06.10	06.12			
	1.8 DI-D 4WD	85		06.10	06.12			
	1.8 DI-D 4WD	110		06.10	06.12			
	1.8 i 16V	102		02.10	06.12			
	1.8 i 16V 4WD	102		02.10	06.12			
	2.0 i 16V	110		06.10	06.12			
	2.0 i 16V	118		06.10	06.12			
	2.0 i 16V 4WD	110		06.10	06.12			
	2.0 i 16V 4WD	118		06.10	06.12			
	1.6 i 16V	85		06.10	06.12	24.0110-0360.1	410360	302 10,0 8,4 +B
	1.6 i 16V	86		06.10	06.12			
	1.8 DI-D	85		06.10	06.12			
	1.8 DI-D	110		06.10	06.12			
	1.8 DI-D 4WD	85		06.10	06.12			
	1.8 DI-D 4WD	110		06.10	06.12			
	1.8 i 16V	102		02.10	06.12			
	1.8 i 16V 4WD	102		02.10	06.12			
	2.0 i 16V	110		06.10	06.12			
	2.0 i 16V	118		06.10	06.12			
	2.0 i 16V 4WD	110		06.10	06.12			
	2.0 i 16V 4WD	118		06.10	06.12			

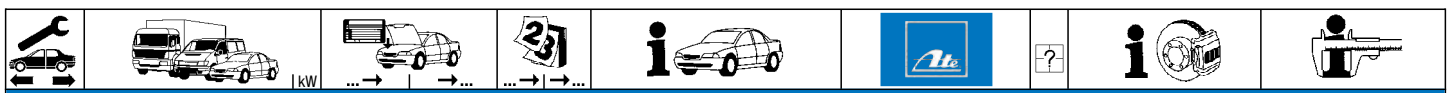


MITSUBISHI ASX (10-)

	1.6 i 16V	85		06.10		03.0137-3023.2	653023			170 x 32
	1.6 i 16V	86		06.10						
	1.8 DI-D	85		06.10						
	1.8 DI-D	110		06.10						
	1.8 DI-D 4WD	85		06.10						
	1.8 DI-D 4WD	110		06.10						
	1.8 i 16V	102		02.10						
	1.8 i 16V 4WD	102		02.10						
	2.0 i 16V	110		06.10						
	2.0 i 16V	118		06.10						
	2.0 i 16V 4WD	110		06.10						
	2.0 i 16V 4WD	118		06.10						
	2.2 Di-D 4WD	110		04.13						

MITSUBISHI CARISMA (95-06)

	1.6 i (DA1A)	66		07.95	02.99	13.0460-5987.2	605987			23080 15,0	LUC
	1.6 i 16V (DA1A)	70		12.98	06.06						
	1.6 i 16V (DA1A)	73		05.97	06.06						
	1.9 TD (DA4A)	66		10.96	02.99						
	1.6 i (DA1A)	66		03.99	06.00	13.0460-2830.2	602830			21920 14,6 /WK/Zub/S	LUC
	1.6 i 16V (DA1A)	76		06.99	08.00						
	1.8 i (DA2A)	85		07.95	06.98						
	1.8 i 16V (DA2A)	103		07.95	06.98						
	1.8 i 16V GDI (DA2A)	92		09.97	08.00						
	1.9 TD (DA4A)	66		03.99	09.00						
	1.3 i (DA6A)	55		09.00	10.04	13.0460-2853.2	602853			21983 17,2 /WK/Zub/S	LUC
	1.6 i (DA1A)	66		07.00	06.06						
	1.6 i 16V (DA1A)	76		09.00	06.06						
	1.8 i (DA2A)	85		07.98	06.06						
	1.8 i 16V (DA2A)	103		07.98	06.06						
	1.8 i 16V GDI (DA2A)	90		10.00	06.06						
	1.8 i 16V GDI (DA2A)	92		09.00	06.06						
	1.9 DI-D (DA5A)	75		09.00	06.06						
	1.9 DI-D (DA5A)	85		09.00	06.06						
	1.6 i (DA1A)	66		07.95	02.99	24.0118-0120.1	418120			236 18,0 16,4 V +B	
	1.6 i 16V (DA1A)	70		12.98	06.06						
	1.6 i 16V (DA1A)	73		05.97	06.06						
	1.9 TD (DA4A)	66		10.96	02.99						
	1.6 i (DA1A)	66		03.99	06.00	24.0124-0136.1	424136			256 24,0 21,5 V +B	
	1.6 i 16V (DA1A)	76		06.99	08.00						
	1.8 i (DA2A)	85		07.95	02.99						
	1.8 i 16V (DA2A)	103		07.95	02.99						
	1.8 i 16V GDI (DA2A)	92		09.97	08.00						
	1.9 TD (DA4A)	66		03.99	09.00						
	1.3 i (DA6A)	55		09.00	10.04	24.0124-0159.1	424159			281 23,9 21,5 V +B	
	1.6 i (DA1A)	66		07.00	06.06	24.0324-0159.1	524159			281 23,9 21,5 V +B PD	
	1.6 i 16V (DA1A)	76		09.00	06.06						
	1.8 i (DA2A)	85		03.99	06.06						
	1.8 i 16V (DA2A)	103		03.99	06.06						
	1.8 i 16V GDI (DA2A)	90		10.00	06.06						
	1.8 i 16V GDI (DA2A)	92		09.00	06.06						
	1.9 DI-D (DA5A)	75		09.00	06.06						
	1.9 DI-D (DA5A)	85		09.00	06.06						
	1.6 i (DA1A)	66		07.95	05.99 + ABS	13.0460-5826.2	605826			21872 14,5 +/WK	AKE
	1.6 i 16V (DA1A)	70		12.98	06.06 + ABS	13.0460-0116.2	610116			Belagsatz-Zubehör	
	1.6 i 16V (DA1A)	73		05.97	06.06 + ABS						
	1.6 i 16V (DA1A)	76		06.99	08.00 + ABS						
	1.8 i (DA2A)	85		07.95	10.97 + ABS						
	1.8 i 16V (DA2A)	103		07.95	10.97 + ABS						
	1.8 i 16V GDI (DA2A)	92		08.97	05.99 + ABS						
	1.9 TD (DA4A)	66		10.96	09.00 + ABS						
	1.3 i (DA6A)	55		09.00	10.04	13.0460-2831.2	602831			21861 15,2 /WK/S	LUC
	1.6 i (DA1A)	66		06.99	06.06 + ABS						
	1.6 i 16V (DA1A)	76		09.00	06.06 + ABS						
	1.8 i (DA2A)	85		11.97	06.06 + ABS						
	1.8 i 16V (DA2A)	103		11.97	06.06 + ABS						
	1.8 i 16V GDI (DA2A)	90		10.00	06.06 + ABS						
	1.8 i 16V GDI (DA2A)	92		06.99	06.06 + ABS						
	1.9 DI-D (DA5A)	75		09.00	06.06						
	1.9 DI-D (DA5A)	85		09.00	06.06						
	1.6 i (DA1A)	66		07.95	05.99 + ABS	24.0110-0266.1	410266			236 10,0 8,4	
	1.6 i 16V (DA1A)	70		12.98	06.06 + ABS						
	1.6 i 16V (DA1A)	73		05.97	06.06 + ABS						
	1.6 i 16V (DA1A)	76		06.99	08.00 + ABS						
	1.9 TD (DA4A)	66		10.96	09.00 + ABS						
	1.3 i (DA6A)	55		09.00	10.04	24.0110-0229.1	410229			260 10,0 8,4 +B	
	1.6 i (DA1A)	66		06.99	06.06 + ABS						
	1.6 i 16V (DA1A)	76		09.00	06.06 + ABS						
	1.8 i (DA2A)	85		07.95	06.06 + ABS						
	1.8 i 16V (DA2A)	103		07.95	06.06 + ABS						
	1.8 i 16V GDI (DA2A)	90		10.00	06.06 + ABS						
	1.8 i 16V GDI (DA2A)	92		08.97	06.06 + ABS						
	1.9 DI-D (DA5A)	75		09.00	06.06						
	1.9 DI-D (DA5A)	85		09.00	06.06						



MITSUBISHI CARISMA (95-06)

	1.6 i (DA1A)	66			07.95	06.06	- ABS	03.0137-0289.2	650289		203 x 37 Bremsbacken-Zubehör				
	1.6 i 16V (DA1A)	70			12.98	06.06	- ABS								
	1.6 i 16V (DA1A)	73			05.97	06.06	- ABS								
	1.8 i (DA2A)	85			07.95	06.06	- ABS								
	1.8 i 16V (DA2A)	103			07.95	06.06	- ABS								
	1.8 i 16V GDI (DA2A)	90			10.00	06.06	- ABS								
	1.8 i 16V GDI (DA2A)	92			09.97	06.06	- ABS								
	1.9 TD (DA4A)	66			10.96	09.00	- ABS								
	1.6 i 16V (DA1A)	76			06.99	06.06	- ABS					03.0137-0428.2	650428		203 x 39 HEB
	1.6 i (DA1A)	66			07.95	06.06	- ABS	24.0220-3017.1	480108		203/205 x 42,5				
	1.6 i 16V (DA1A)	70			12.98	06.06	- ABS								
	1.6 i 16V (DA1A)	73			05.97	06.06	- ABS								
	1.9 TD (DA4A)	66			10.96	02.99	- ABS								
	1.6 i 16V (DA1A)	76			06.99	06.06	- ABS					24.0220-3028.1	480169		203/205 x 42
	1.8 i (DA2A)	85			07.95	06.06	- ABS								
	1.8 i 16V (DA2A)	103			07.95	06.06	- ABS								
	1.8 i 16V GDI (DA2A)	90			10.00	06.06	- ABS								
	1.8 i 16V GDI (DA2A)	92			09.97	06.06	- ABS								
1.9 TD (DA4A)	66			03.99	09.00	- ABS									

MITSUBISHI COLT/LANCER Limousine (92-96)

	1.3 (CA1A)				12.91	04.96		13.0460-5953.2	605953		21650 15,0 Belagsatz-Zubehör	SUM										
	1.3 (CB1A)				05.92	04.96																
	1.6 (CA4A)				12.91	04.96																
	1.6 (CB4A)				05.92	04.96																
	1.6 4WD (CC4A)				12.91	04.96																
	1.6 4WD (CD4A)				05.92	04.96																
	2.0 D (CB8A)				05.92	04.96																
	1.8 16V GTi (CA5A)				12.91	04.96							13.0460-5952.2	605952		21647 16,0 +/WK	SUM					
	1.8 16V GTi (CB5A)				05.92	04.96							13.0460-0442.2	610442		Belagsatz-Zubehör	SUM					
	1.3 (CA1A)				12.91	04.96		24.0113-0186.1	413186		234 13,0 11,4											
	1.3 (CB1A)				05.92	04.96																
	1.3 (CA1A)				12.91	11.93	+ Option Mod. MNDEQL6 1)					24.0118-0120.1	418120		236 18,0 16,4 V +B							
	1.3 (CB1A)				05.92	04.96	+ Option Mod. SNDEQL6 2)															
	1.6 (CA4A)				12.91	04.96																
	1.6 (CB4A)				05.92	04.96																
	1.6 4WD (CC4A)				12.91	04.96																
	1.6 4WD (CD4A)				05.92	04.96																
	2.0 D (CB8A)				05.92	04.96																
1.6 (CA4A)				12.91	04.96		13.0460-5826.2	605826		21872 14,5 +/WK	AKE											
1.6 (CB4A)				05.92	04.96																	
1.6 4WD (CC4A)				12.91	04.96																	
1.6 4WD (CD4A)				05.92	11.93																	
1.8 16V GTi (CA5A)				12.91	04.96																	
1.8 16V GTi (CB5A)				05.92	04.96																	
2.0 D (CB8A)				05.92	04.96																	
1.6 (CA4A)				12.91	04.96							24.0110-0266.1	410266		236 10,0 8,4							
1.6 (CB4A)				05.92	04.96																	
1.6 4WD (CC4A)				12.91	04.96																	
1.6 4WD (CD4A)				05.92	11.93																	
2.0 D (CB8A)				05.92	04.96																	
	1.3 (CA1A)				12.91	04.96		03.0137-0255.2	650255		180 x 37 Bremsbacken-Zubehör											
	1.3 (CB1A)				05.92	04.96																
	1.6 (CA4A)				12.91	04.96										03.0137-0289.2	650289	203 x 37 Bremsbacken-Zubehör				
	1.6 (CB4A)				05.92	04.96																
	2.0 D (CB8A)				05.92	04.96																
	1.6 4WD (CC4A)				12.91	04.96						03.0137-0288.2	650288	229 x 42								
	1.6 4WD (CD4A)				05.92	11.93																
		1.6 (CA4A)				12.91	04.96												24.0220-3017.1	480108		203/205 x 42,5
		1.6 (CB4A)				05.92	04.96															
2.0 D (CB8A)					05.92	04.96																






















MITSUBISHI COLT/LANCER Limousine (96-03)


























	1.3 i 12V (CJ1A)	55			05.96	08.00		13.0460-5889.2	605889		21650 15,0 /WK Belagsatz-Zubehör	SUM					
	1.3 i 12V (CK1A)	55			05.96	07.01											
	1.3 i 16V (CJ1A)	60			09.00	06.03											
	1.6 i 16V (CJ4A)	66			05.96	08.00											
	1.6 i 16V (CJ4A)	76			09.00	06.03											
	1.6 i 16V (CK4A)	66			05.96	07.01											
		1.3 i 12V (CJ1A)	55			05.96	08.00							24.0118-0120.1	418120		236 18,0 16,4 V +B
		1.3 i 12V (CK1A)	55			05.96	07.01										
		1.3 i 16V (CJ1A)	60			09.00	06.03										
1.6 i 16V (CJ4A)		66			05.96	08.00											
1.6 i 16V (CJ4A)		76			09.00	06.03											
1.6 i 16V (CK4A)		66			05.96	07.01											
		1.3 i 12V (CJ1A)	55			05.96	08.00		03.0137-0255.2	650255		180 x 37 Bremsbacken-Zubehör					
		1.3 i 12V (CK1A)	55			05.96	07.01										
		1.3 i 16V (CJ1A)	60			09.00	06.03						03.0137-9155.2				
	1.6 i 16V (CJ4A)	66			05.96	08.00											
	1.6 i 16V (CJ4A)	76			09.00	06.03											
	1.6 i 16V (CK4A)	66			05.96	07.01											
	1.3 i 12V (CJ1A)	55			05.96	08.00		03.0137-0289.2						650289	+ ABS + ABS		
	1.3 i 12V (CK1A)	55			05.96	07.01											
	1.3 i 16V (CJ1A)	60			09.00	06.03											
1.6 i 16V (CJ4A)	66			05.96	08.00												
1.6 i 16V (CJ4A)	76			09.00	06.03												
1.6 i 16V (CK4A)	66			05.96	08.00												

1) + option mod. MNDEQL6 / + opzione mod. MNDEQL6 / + option mod. MNDEQL6 / + opción mod. MNDEQL6


























2) + option mod. SNDEQL6 / + opzione mod. SNDEQL6 / + option mod. SNDEQL6 / + opción mod. SNDEQL6



								
MITSUBISHI COLT/LANCER Limousine (96-03)								
	1.6 i 16V (CJ4A) 1.6 i 16V (CK4A)	76 66	09.00 05.96	06.03 07.01	03.0137-0289.2 03.0137-9192.2	650289 669192	+ ABS + ABS	203 x 37 Bremsbacken-Zubehör
	1.3 i 12V (CJ1A) 1.3 i 12V (CK1A) 1.3 i 16V (CJ1A) 1.6 i 16V (CJ4A) 1.6 i 16V (Z34A) 1.6 i 16V (CK4A)	55 55 60 66 76 66	05.96 05.96 09.00 05.96 09.00 05.96	08.00 07.01 06.03 08.00 06.03 07.01	24.0220-3017.1	480108	+ ABS	203/205 x 42,5
MITSUBISHI COLT (04-12)								
	1.1 Bifuel 1.1 i 12V (Z32A) 1.3 Bifuel 1.3 i 16V 1.3 i 16V (Z34A) 1.5 DI-D (Z38A) 1.5 DI-D (Z39A) 1.5 i 16V (Z27A) 1.5 i 16V (Z36A)	55 55 70 68 70 50 70 72 80	10.04 10.04 06.04 10.04 06.04 08.04 08.04 09.04 06.04	06.12 06.12 06.12 06.12 06.12 06.12 06.12 02.06 06.12	13.0460-2896.2	602896		21920 16,6 /WK/Zub/S LUC
	1.5 CZT (Z37A) 1.5 i 16V (Z37A)	110 132	03.05 05.07	08.08 08.08	13.0460-2853.2	602853		21983 17,2 /WK/Zub/S LUC
	1.1 Bifuel 1.1 i 12V (Z32A) 1.3 Bifuel 1.3 i 16V 1.3 i 16V (Z34A) 1.5 DI-D (Z38A) 1.5 DI-D (Z39A) 1.5 i 16V (Z27A) 1.5 i 16V (Z36A)	55 55 70 68 70 50 70 72 80	10.04 10.04 06.04 10.04 06.04 08.04 08.04 09.04 06.04	06.12 06.12 06.12 06.12 06.12 06.12 06.12 02.06 06.12	24.0124-0192.1	424192		256 24,0 21,5 V +B
	1.1 Bifuel 1.1 i 12V (Z32A)	55 55	10.04 10.04	06.12 06.12	13.0460-2831.2	602831		21861 15,2 /WK/S LUC
	1.3 Bifuel 1.3 i 16V 1.3 i 16V (Z34A) 1.5 CZT (Z37A) 1.5 DI-D (Z38A) 1.5 DI-D (Z39A) 1.5 i 16V (Z27A) 1.5 i 16V (Z36A) 1.5 i 16V (Z37A)	70 68 70 110 50 70 72 80 132	06.04 10.04 06.04 03.05 08.04 08.04 09.04 06.04 05.07	06.12 06.12 06.12 06.12 06.12 06.12 02.06 06.12 06.12	13.0460-2897.2	602897		21861 15,2 /WK/S LUC
	1.1 Bifuel 1.1 i 12V (Z32A) 1.3 Bifuel 1.3 i 16V 1.3 i 16V (Z34A) 1.5 CZT (Z37A) 1.5 DI-D (Z38A) 1.5 DI-D (Z39A) 1.5 i 16V (Z27A) 1.5 i 16V (Z36A) 1.5 i 16V (Z37A)	55 55 70 68 70 110 50 70 72 80 132	10.04 10.04 06.04 10.04 06.04 03.05 08.04 08.04 09.04 06.04 05.07	06.12 06.12 06.12 06.12 06.12 06.12 06.12 06.12 02.06 06.12 06.12	24.0110-0304.1	410304		250 10,0 8,0 +B
	1.1 Bifuel 1.1 i 12V (Z32A) 1.3 Bifuel 1.3 i 16V 1.3 i 16V (Z34A) 1.5 DI-D (Z38A) 1.5 DI-D (Z39A)	55 55 70 68 70 50 70	10.04 10.04 06.04 10.04 06.04 08.04 08.04	06.12 06.12 06.12 06.12 06.12 06.12 06.12	03.0137-0477.2	650477		203 x 38 HEB
	1.1 Bifuel 1.1 i 12V (Z32A) 1.3 Bifuel 1.3 i 16V 1.3 i 16V (Z34A) 1.5 DI-D (Z38A) 1.5 DI-D (Z39A)	55 55 70 68 70 50 70	10.04 10.04 06.04 10.04 06.04 08.04 08.04	06.12 06.12 06.12 06.12 06.12 06.12 06.12	03.0520-7319.3	697319		19,05/203x38 TopKit
MITSUBISHI COLT CZC Cabriolet (06-09)								
	1.5 16V (Z36A) 1.5 Turbo (Z37A)	80 110	05.06 05.06	07.09 07.09	13.0460-2896.2 13.0460-2853.2	602896 602853		21920 16,6 /WK/Zub/S LUC 21983 17,2 /WK/Zub/S LUC
	1.5 16V (Z36A)	80	05.06	07.09	24.0124-0192.1	424192		256 24,0 21,5 V +B
	1.5 16V (Z36A) 1.5 Turbo (Z37A)	80 110	05.06 05.06	07.09 07.09	13.0460-2831.2	602831		21861 15,2 /WK/S LUC
	1.5 16V (Z36A) 1.5 Turbo (Z37A)	80 110	05.06 05.06	07.09 07.09	24.0110-0304.1	410304		250 10,0 8,0 +B
































										
MITSUBISHI ECLIPSE I (91-95)										
	2.0 16V (D22A)	110		04.91	11.95		13.0460-5952.2 605952 13.0460-0442.2 610442	21647 16,0 +/WK Belagsatz-Zubehör	SUM	
	2.0 16V (D22A)	110		04.91	11.95	- ABS	24.0124-0142.1 424142	256 24,0 22,4 V		
	2.0 16V (D22A)	110		04.91	11.95	+ ABS	24.0124-0147.1 424147	256 24,0 22,4 V		
	2.0 16V 4x4 (D27A)	110		04.91	11.95		24.0124-0144.1 424144	276 24,0 22,4 V		
	2.0 16V (D22A)	110		04.91	11.95		24.0110-0243.1 410243	265 10,0 8,4		
	2.0 16V 4x4 (D27A)	110		04.91	11.95					
MITSUBISHI ECLIPSE II (95-99)										
	2.0 GS 16V	107		12.95	04.99		13.0460-5952.2 605952	21647 16,0 +/WK	SUM	
	2.0 GT 16V	157		12.95	04.99					
	2.0 GS 16V	107		12.95	04.99		24.0124-0142.1 424142	256 24,0 22,4 V		
	2.0 GT 16V	157		12.95	04.99					
	2.0 GS 16V	107		12.95	04.99		13.0460-5980.2 605980 13.0460-0150.2 610150	21706 15,5 +/WK Belagsatz-Zubehör	AKE	
	2.0 GT 16V	157		12.95	04.99				AKE	
	2.0 GS 16V	107		12.95	04.99		24.0110-0704.1 410704	262 10,0 8,4 +B		
	2.0 GT 16V	157		12.95	04.99					
MITSUBISHI GALANT (92-96)										
	1.8 (E52A)			11.92	09.96		13.0460-5952.2 605952 13.0460-0442.2 610442	21647 16,0 +/WK Belagsatz-Zubehör	SUM	
	2.0 (E55A)			11.92	09.96				SUM	
	2.0 4x4 (E75A)			11.92	09.96					
	2.0 i V6 (E54A)			11.92	09.96					
	2.0 i V6-24 (E64A)	110		11.92	09.96					
	2.0 TD (E57A)			11.92	09.96					
	1.8 (E52A)			11.92	09.96		24.0124-0136.1 424136	256 24,0 21,5 V +B		
	2.0 (E55A)			11.92	09.96					
	2.0 4x4 (E75A)			11.92	09.96					
	2.0 i V6 (E54A)			11.92	09.96					
	2.0 i V6-24 (E64A)	110		11.92	09.96					
	2.0 TD (E57A)			11.92	09.96					
	1.8 (E52A)			11.92	09.96	+ ABS	13.0460-5980.2 605980 13.0460-0150.2 610150	+ 14" Rad/ + 2WD 1)	21706 15,5 +/WK Belagsatz-Zubehör	AKE
	2.0 (E55A)			11.92	09.96				AKE	
	2.0 4x4 (E75A)			11.92	09.96					
	2.0 i V6 (E54A)			11.92	09.96					
	2.0 i V6-24 (E64A)	110		11.92	09.96					
	2.0 TD (E57A)			11.92	09.96					
	1.8 (E52A)			11.92	09.96	+ ABS	24.0110-0240.1 410240	262 10,0 8,4		
	2.0 (E55A)			11.92	09.96					
	2.0 4x4 (E75A)			11.92	09.96					
	2.0 i V6 (E54A)			11.92	09.96					
	2.0 i V6-24 (E64A)	110		11.92	09.96					
	2.0 TD (E57A)			11.92	09.96					
	1.8 (E52A)			11.92	09.96	- ABS	03.0137-0289.2 650289 03.0137-9192.2 669192	203 x 37 Bremsbacken-Zubehör		
	2.0 TD (E57A)			11.92	09.96					
	1.8 (E52A)			11.92	09.96	+ ABS	03.0137-0452.2 650452	167 x 32		
	2.0 (E55A)			11.92	09.96					
	2.0 i V6 (E54A)			11.92	09.96					
	2.0 i V6-24 (E64A)	110		11.92	09.96					
	2.0 TD (E57A)			11.92	09.96					
MITSUBISHI GALANT (96-03)										
	2.0 i 16V (EA2)	100		10.96	11.97		13.0460-5952.2 605952	21647 16,0 +/WK	SUM	
	2.0 i 16V (EA2W)	100		10.96	11.97					
	2.0 TDi (EA6)	66		10.96	07.01					
	2.5 i V6 (EA5)	120		10.96	11.97					
	2.0 i 16V (EA2)	100		12.97	03.00		13.0460-5958.2 605958 13.0460-0235.2 610235	21363 15,8 +/WK Belagsatz-Zubehör	AKE	
	2.0 i 16V (EA2W)	100		12.97	03.00					
	2.4 GDi (EA3)	110		03.99	03.00					
	2.5 i V6 (EA5)	120		12.97	03.00					
	2.0 i 16V (EA2)	98		04.00	10.03		13.0460-5760.2 605760	23584 16,4 /WK	AKE	
	2.0 i 16V (EA2)	100		04.00	10.03					
	2.0 i 16V (EA2W)	98		04.00	10.03					
	2.0 i 16V (EA2W)	100		04.00	10.03					
	2.4 GDi (EA3)	106		04.00	10.03					
	2.4 GDi (EA3)	110		04.00	10.03					
	2.5 i V6 (EA5)	118		04.00	10.03					
	2.5 i V6 (EA5)	120		04.00	10.03					
	2.0 i 16V (EA2)	100		10.96	11.97		24.0124-0136.1 424136	256 24,0 21,5 V +B		
	2.0 i 16V (EA2W)	100		10.96	11.97					
	2.0 TDi (EA6)	66		10.96	07.01					
	2.5 i V6 (EA5)	120		10.96	11.97					
	2.0 i 16V (EA2)	100		12.97	03.00		24.0124-0170.1 424170	276 24,0 22,4 V +B		
	2.0 i 16V (EA2W)	100		12.97	03.00					
	2.4 GDi (EA3)	110		03.99	03.00					
	2.5 i V6 (EA5)	120		12.97	03.00					
	2.0 i 16V (EA2)	98		04.00	10.03		24.0126-0131.1 426131	276 26,0 24,4 V +B		
	↓									

1) + 14" wheel/ + 2WD / + ruota 14"/ + 2WD / + roue 14"/ + 2WD / + rueda 14"/ + 2WD

	 kW							
MITSUBISHI GALANT (96-03)								
	2.0 i 16V (EA2) 100 2.0 i 16V (EA2W) 98 2.0 i 16V (EA2W) 100 2.4 GDi (EA3) 106 2.4 GDi (EA3) 110 2.5 i V6 (EA5) 118 2.5 i V6 (EA5) 120		04.00 04.00 04.00 04.00 04.00 04.00	10.03 10.03 10.03 10.03 10.03 10.03	24.0126-0131.1	426131		276 26,0 24,4 V +B
	2.0 i 16V (EA2) 98 2.0 i 16V (EA2) 100 2.0 i 16V (EA2W) 98 2.0 i 16V (EA2W) 100 2.4 GDi (EA3) 106 2.4 GDi (EA3) 110 2.5 i V6 (EA5) 118 2.5 i V6 (EA5) 120		04.00 10.96 04.00 10.96 04.00 03.99 04.00 10.96	10.03 10.03 10.03 10.03 10.03 10.03 10.03 10.03	13.0460-5980.2	605980		21706 15,5 +/-WK AKE
	2.0 i 16V (EA2) 98 2.0 i 16V (EA2) 100 2.0 i 16V (EA2W) 98 2.0 i 16V (EA2W) 100 2.4 GDi (EA3) 106 2.4 GDi (EA3) 110 2.5 i V6 (EA5) 118 2.5 i V6 (EA5) 120		04.00 10.96 04.00 10.96 04.00 03.99 04.00 10.96	10.03 10.03 10.03 10.03 10.03 10.03 10.03 10.03	24.0110-0240.1	410240		262 10,0 8,4
	2.0 TDi (EA6) 66		10.96	07.01	03.0137-0289.2 03.0137-9192.2	650289 669192		203 x 37 Bremsbacken-Zubehör
	2.0 i 16V (EA2) 98 2.0 i 16V (EA2) 100 2.0 i 16V (EA2W) 98 2.0 i 16V (EA2W) 100 2.4 GDi (EA3) 106 2.4 GDi (EA3) 110 2.5 i V6 (EA5) 118 2.5 i V6 (EA5) 120		04.00 10.96 04.00 10.96 04.00 03.99 04.00 10.96	10.03 10.03 10.03 10.03 10.03 10.03 10.03 10.03	03.0137-0452.2	650452		167 x 32
MITSUBISHI GALANT Stufenheck (03-)								
	2.4 GDi 116		10.03		13.0460-5760.2	605760		23584 16,4 /WK AKE
	2.4 GDi 116		10.03		03.0137-3023.2	653023		170 x 32
MITSUBISHI GALLOPER (99-03)								
	2.5 TD 65 2.5 TD Intercooler 73 3.0 V6 104		01.99 01.99 01.99	12.03 12.03 12.03	13.0460-5885.2	605885		23518 17,0 +/-WK/Zub SUM
	2.5 TD 65 2.5 TD Intercooler 73 3.0 V6 104		01.99 01.99 01.99	12.03 - ABS 12.03 - ABS 12.03 - ABS	24.0122-0175.1	422175		277 22,0 20,4 V
	2.5 TD 65 2.5 TD Intercooler 73 3.0 V6 104		01.99 01.99 01.99	12.03 + ABS 12.03 + ABS 12.03 + ABS	24.0122-0237.1	422237		277 22,0 20,4 V +B
MITSUBISHI GRANDIS (04-10)								
	2.0 DI-D (NA8W) 100 2.0 DI-D (NA8W) 103 2.4 16V (NA4W) 121 2.4 16V (NA4W) 130		09.05 02.07 04.04 04.04	08.10 08.10 08.10 08.10	13.0460-5853.2 13.0460-0222.2	605853 610222		23488 15,4 /WK Belagsatz-Zubehör SUM
	2.0 DI-D (NA8W) 100 2.0 DI-D (NA8W) 103 2.4 16V (NA4W) 121 2.4 16V (NA4W) 130		09.05 02.07 04.04 04.04	08.10 08.10 08.10 08.10	24.0126-0162.1	426162		290 26,0 24,4 V +B
	2.0 DI-D (NA8W) 100 2.0 DI-D (NA8W) 103 2.4 16V (NA4W) 121 2.4 16V (NA4W) 130		09.05 02.07 04.04 04.04	08.10 08.10 08.10 08.10	13.0460-5855.2 13.0460-0137.2	605855 610137		23582 16,0 + Belagsatz-Zubehör
	2.0 DI-D (NA8W) 100 2.0 DI-D (NA8W) 103 2.4 16V (NA4W) 121 2.4 16V (NA4W) 130		09.05 02.07 04.04 04.04	08.10 08.10 08.10 08.10	24.0110-0344.1	410344		302 10,0 8,4 +B
	2.0 DI-D (NA8W) 100 2.0 DI-D (NA8W) 103 2.4 16V (NA4W) 121 2.4 16V (NA4W) 130		09.05 02.07 04.04 04.04	08.10 08.10 08.10 08.10	03.0137-3015.2 03.0137-9307.2	653015 669307		190 x 32 Bremsbacken-Zubehör
MITSUBISHI i (10-)								
	0.7 Turbo 38 0.7 Turbo 4x4 47		01.10 08.10		13.0460-5621.2	605621		24423 14,6 /Zub
























MITSUBISHI i-MiEV (11-14)		02.11		04.14		13.0460-5621.2		605621		24423 14,6 /Zub		
	i-MiEV	49										
MITSUBISHI L 200 (86-96)												
	1.6 (K11T)	60		04.87	05.92		13.0460-5940.2	605940			21373 16,0 +/WK	SUM
	2.0 (K12T)	75		11.86	08.96		13.0460-0335.2	610335			Belagsatz-Zubehör	SUM
	2.0 4WD (K32T)	75		11.86	05.92							
	2.5 D (K14T)	51		11.86	08.96							
	2.5 D 4WD (K24T)	51		12.87	05.93							
	2.5 TD 4WD (K34T)	64		11.92	04.93							
	2.5 TD 4WD (K34T)	64		05.93	08.96	- Servolenkung 1)						
	2.5 TD 4WD (K34T)	64		05.93	08.96	+ Servolenkung 2)	13.0460-5958.2	605958			21363 15,8 +/WK	AKE
							13.0460-0235.2	610235			Belagsatz-Zubehör	
	2.0 4WD (K32T)	75		11.86	05.92		24.0122-0175.1	422175			277 22,0 20,4 V	
	2.5 D 4WD (K24T)	51		12.87	05.93							
	2.5 TD 4WD (K34T)	64		11.92	04.93							
	2.5 TD 4WD (K34T)	64		05.93	08.96	- Servolenkung 1)						
	2.6 4WD (K33T)	76		11.89	05.95							
	2.5 TD 4WD (K34T)	64		05.93	08.96	+ Servolenkung 2)	24.0124-0140.1	424140			276 24,0 22,4 V +B	
	1.6 (K11T)	60		04.87	05.92		03.0137-0188.2	650188			254 x 50	
	2.0 (K12T)	75		11.86	08.96		03.0137-9105.2	669105			Bremsbacken-Zubehör	
	2.0 4WD (K32T)	75		11.86	05.92							
	2.5 D (K14T)	51		11.86	08.96							
	2.5 D 4WD (K24T)	51		12.87	05.93							
	2.5 TD 4WD (K34T)	64		11.92	08.96							
	2.6 4WD (K33T)	76		11.89	05.95							
MITSUBISHI L 200 (96-06)												
	2.0 i (K62T)	90		06.96	05.00		13.0460-5890.2	605890			23290 15,5 /WK	AKE
	2.4 i 4WD (K75T)	97		06.96	05.00	- ABS						
	2.5 D (K64T)	55		06.96	05.00	- ABS						
	2.5 TD 4WD (K64T)	66		06.96	07.01	- ABS						
	2.5 TD 4WD (K74T)	73		06.96	05.00	- ABS						
	2.4 i 4WD (K75T)	97		01.99	07.01	+ ABS	13.0460-5958.2	605958			21363 15,8 +/WK	AKE
	2.5 D (K64T)	55		06.00	07.01	+ ABS	13.0460-0235.2	610235			Belagsatz-Zubehör	
	2.5 TD 4WD (K74T)	73		06.96	07.01	+ ABS						
	2.0 i (K62T)	90		06.96	07.01		24.0124-0207.1	424207			254 24,0 22,4 V	
	2.5 D (K64T)	55		06.96	07.01							
	2.5 TD 4WD (K64T)	66		06.96	07.01							
	2.4 i 4WD (K75T)	97		06.96	07.01		24.0124-0140.1	424140			276 24,0 22,4 V +B	
	2.5 TD 4WD (K74T)	73		06.96	07.01							
	2.5 TD 4WD (K74T)	85		08.01	04.06	+ 15" Rad 3)						
	2.5 TDi 4WD (K74T)	98		08.01	04.06	+ 15" Rad 3)						
	2.5 TD 4WD (K74T)	85		08.01	04.06	+ 16" Rad 4)	24.0124-0724.1	424724			314 24,0 22,4 V	
	2.5 TDi 4WD (K74T)	98		08.01	04.06	+ 16" Rad 4)						
	2.0 i (K62T)	90		06.96	07.01		03.0137-0482.2	650482			254 x 52	
	2.5 D (K64T)	55		06.96	07.01							
	2.5 TD 4WD (K64T)	66		06.96	07.01							
	2.4 i 4WD (K75T)	97		06.96	07.01		03.0137-0474.2	650474			270 x 52	
	2.5 TD 4WD (K74T)	73		06.96	07.01		03.0137-9291.2	669291			Bremsbacken-Zubehör	
	2.5 TD 4WD (K74T)	85		08.01	04.06							
	2.5 TDi 4WD (K74T)	98		08.01	04.06							
MITSUBISHI L 200 (06-)												
	2.5 DI-D	103		04.10			13.0460-5631.2	605631			24529 16,0 +/WK	
	2.5 DI-D	123		10.07								
	2.5 DI-D 4x4	100		01.06								
	2.5 DI-D 4x4	103		04.10								
	2.5 DI-D 4x4	131		04.10								
	2.5 DI-D RWD	94		04.10								
	2.5 DI-D RWD	100		01.06								
	2.5 DI-D RWD	123		08.07								
MITSUBISHI L 300 (94-00) (Kabine und Chassis)												
	2.0 (P13T)	85		06.94	04.00		13.0460-5940.2	605940			21373 16,0 +/WK	SUM
	2.5 TD (P15T)	64		06.94	05.99							
	2.0 (P13T)	85		06.94	04.00		24.0122-0155.1	422155			258 22,0 20,4 V	
	2.5 TD (P15T)	64		06.94	05.99							
MITSUBISHI L 400 (96-05)												
	2.0	83		06.96	06.05	- Europa 5)	13.0460-5890.2	605890			23290 15,5 /WK	AKE
	2.5 TD	64		06.96	05.99	- ABS						
	2.5 TD 4x4	64		09.96	05.99	- ABS						
	2.4	97		06.96	06.05		13.0460-5958.2	605958			21363 15,8 +/WK	AKE
	2.4 4x4	94		09.96	06.05		13.0460-0235.2	610235			Belagsatz-Zubehör	
	2.5 TD	64		06.99		+ ABS						
	2.5 TD 4x4	64		06.99		+ ABS						
	2.4	97		06.96	06.05		24.0124-0202.1	424202			276 24,0 22,4 V	
	2.4 4x4	94		09.96	06.05							

1) - power steering / - servosterzo / - direction assistée / - dirección asistida
2) + power steering / + servosterzo / + direction assistée / + dirección asistida
3) + 15" wheel / + ruota 15" / + roue 15" / + rueda 15"
4) + 16" wheel / + ruota 16" / + roue 16" / + rueda 16"
5) - Europe / - Europa / - Europe / - Europa

									
MITSUBISHI L 400 (96-05)									
	2.4 4x4	94		06.96	06.05		24.0118-0140.1	418140	315 18,0 16,4 +B
	2.0	83		06.96	06.05		03.0137-0482.2	650482	254 x 52
	2.5 TD	64		06.96	06.05				
	2.5 TD 4x4	64		09.96	06.05				
MITSUBISHI LANCER Evolution (99-03)									
	2.0 16V (CP9A)	206		01.99	08.03		13.0460-4973.2	604973	23325 16,0 +/WK BRE
	2.0 16V (CP9A)	206		01.99	08.03		13.0460-4974.2	604974	21580 14,6 +/WK BRE
MITSUBISHI LANCER Evolution (04-07)									
	2.0 i 16V 4WD (CT9A)	195		03.04	12.05		13.0460-5958.2	605958	21363 15,8 +/WK AKE Belagsatz-Zubehör
	2.0 i 16V (CT9A)	206		01.06	08.07		13.0460-0235.2	610235	
	2.0 i 16V (CT9A)	206		01.06	08.07		13.0460-5760.2	605760	23584 16,4 /WK AKE
	2.0 i 16V (CT9A)	206		01.06	08.07		13.0460-5735.2	605735	24014 16,0 +/WK AKE
	2.0 i 16V (CT9A)	206		01.06	08.07		24.0110-0704.1	410704	262 10,0 8,4 +B
	2.0 i 16V (CT9A)	206		01.06	08.07		03.0137-0453.2	650453	167 x 32
	2.0 i 16V 4WD (CT9A)	195		03.04	12.05				
MITSUBISHI LANCER Evolution (CZ4A) (07-)									
	2.0 i 16V	206		10.07			03.0137-3015.2	653015	190 x 32 Bremsbacken-Zubehör
	2.0 i 16V	217		10.07			03.0137-9307.2	669307	
	2.0 i 16V	242		08.07					
	2.0 i 16V	264		08.07					
MITSUBISHI LANCER Limousine (03-07)									
	1.3 i 16V (CS1A)	60		09.03	03.07		13.0460-5760.2	605760	23584 16,4 /WK AKE
	1.6 i 16V (CS3A)	72		09.03	03.07				
	2.0 i 16V (CS9A)	99		12.03	03.07				
	1.3 i 16V (CS1A)	60		09.03	03.07		24.0126-0131.1	426131	+ 4-Loch-Felge ¹⁾
	1.6 i 16V (CS3A)	72		09.03	03.07		24.0126-0134.1	426134	+ 5-Loch-Felge ²⁾
	2.0 i 16V (CS9A)	99		12.03	03.07				276 26,0 24,4 V +B 276 26,0 24,4 V +B
	1.3 i 16V (CS1A)	60		09.03	03.07		13.0460-5735.2	605735	24014 16,0 +/WK AKE
	1.6 i 16V (CS3A)	72		09.03	03.07				
	2.0 i 16V (CS9A)	99		12.03	03.07				
	1.3 i 16V (CS1A)	60		09.03	03.07		24.0110-0240.1	410240	+ 4-Loch-Felge ¹⁾
	1.6 i 16V (CS3A)	72		09.03	03.07		24.0110-0704.1	410704	+ 5-Loch-Felge ²⁾
	2.0 i 16V (CS9A)	99		12.03	03.07				262 10,0 8,4 262 10,0 8,4 +B
	1.3 i 16V (CS1A)	60		09.03	03.07		03.0137-0453.2	650453	167 x 32
	1.6 i 16V (CS3A)	72		09.03	03.07				
	2.0 i 16V (CS9A)	99		12.03	03.07				
MITSUBISHI LANCER Kombi (92-96)									
	1.6 16V (CB4W)	83		06.92	09.96		13.0460-5953.2	605953	21650 15,0 SUM Belagsatz-Zubehör
	2.0 D (CB8W)	50		06.92	09.96		13.0460-0233.2	610233	
	1.6 16V 4WD (CD4W)	83		06.92	02.95		13.0460-5952.2	605952	21647 16,0 +/WK SUM
							13.0460-0442.2	610442	Belagsatz-Zubehör SUM
	1.6 16V (CB4W)	83		06.92	09.96		24.0118-0120.1	418120	236 18,0 16,4 V +B
	2.0 D (CB8W)	50		06.92	09.96				
	1.6 16V 4WD (CD4W)	83		06.92	02.95		24.0124-0136.1	424136	256 24,0 21,5 V +B
	1.6 16V (CB4W)	83		06.92	09.96 + ABS		13.0460-5826.2	605826	21872 14,5 +/WK AKE
	2.0 D (CB8W)	50		06.92	09.96 + ABS				
	1.6 16V (CB4W)	83		06.92	09.96 + ABS		24.0110-0266.1	410266	236 10,0 8,4
	2.0 D (CB8W)	50		06.92	09.96 + ABS				
	1.6 16V (CB4W)	83		06.92	09.96 - ABS		03.0137-0289.2	650289	203 x 37 Bremsbacken-Zubehör
	2.0 D (CB8W)	50		06.92	09.96 - ABS		03.0137-9192.2	669192	
	1.6 16V 4WD (CD4W)	83		06.92	11.92		03.0137-0288.2	650288	229 x 42
	1.6 16V (CB4W)	83		06.92	09.96 - ABS		24.0220-3017.1	480108	203/205 x 42,5
	2.0 D (CB8W)	50		06.92	09.96 - ABS				
MITSUBISHI LANCER Kombi (03-07)									
	1.6 i 16V (CS3W)	72		09.03	03.07		13.0460-5760.2	605760	23584 16,4 /WK AKE
	2.0 i 16V (CS9W)	99		09.03	03.07				
	2.4 i 16V (CS9W)	98		09.03	03.07				
	1.6 i 16V (CS3W)	72		09.03	03.07		24.0126-0131.1	426131	+ 4-Loch-Felge ¹⁾
	2.0 i 16V (CS9W)	99		09.03	03.07		24.0126-0134.1	426134	+ 5-Loch-Felge ²⁾
	2.4 i 16V (CS9W)	98		09.03	03.07				276 26,0 24,4 V +B 276 26,0 24,4 V +B



























¹⁾ + 4 bore wheel rim / + cerchione a 4 fori / + jante à 4 trous / + Llantas de 4 taladros




















²⁾ + 5 bore wheel rim / + cerchione a 5 fori / + jante à 5 trous / + Llantas de 5 taladros

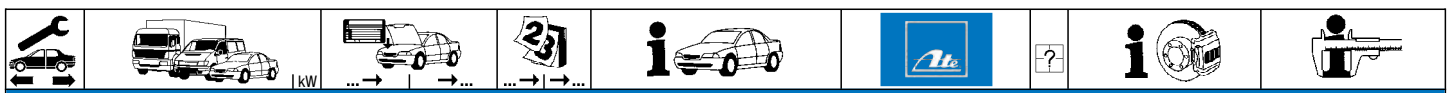
								
MITSUBISHI LANCER Kombi (03-07)								
	1.6 i 16V (CS3W) 2.0 i 16V (CS9W) 2.4 i 16V (CS9W)	72 99 98		09.03 09.03 09.03	03.07 03.07 03.07	13.0460-5735.2	605735	24014 16,0 +/WK AKE
	1.6 i 16V (CS3W) 2.0 i 16V (CS9W) 2.4 i 16V (CS9W)	72 99 98		09.03 09.03 09.03	03.07 03.07 03.07	24.0110-0240.1 24.0110-0704.1	410240 410704	+ 4-Loch-Felge ¹⁾ + 5-Loch-Felge ²⁾ 262 10,0 8,4 262 10,0 8,4 +B
	1.6 i 16V (CS3W) 2.0 i 16V (CS9W) 2.4 i 16V (CS9W)	72 99 98		09.03 09.03 09.03	03.07 03.07 03.07	03.0137-0453.2	650453	167 x 32
MITSUBISHI LANCER Stufenheck/Sportlimousine (CY_A) (07-)								
	1.5 16V (CY2A) 1.6 16V ((CY1A) 1.8 16V (CY3A) 1.8 16V (CY3A) 1.8 16V Flex (CY3A) 1.8 DI-D (CY9A) 1.8 DI-D (CY9A) 2.0 16V (CY4A) 2.0 16V (CY4A) 2.0 16V Turbo (CY4A) 2.0 DI-D (CY8A)	80 86 103 105 103 85 110 108 113 177 103		06.08 05.10 05.10 02.08 03.09 05.10 06.10 01.09 10.07 10.08 01.08		13.0460-5760.2	605760	23584 16,4 /WK AKE
	1.5 16V (CY2A) 1.6 16V ((CY1A) 1.8 16V (CY3A) 1.8 16V (CY3A) 1.8 16V Flex (CY3A) 1.8 DI-D (CY9A) 1.8 DI-D (CY9A) 2.0 16V (CY4A) 2.0 16V (CY4A) 2.0 16V Turbo (CY4A) 2.0 DI-D (CY8A)	80 86 103 105 103 85 110 108 113 177 103		06.08 05.10 02.08 04.09 03.09 05.10 06.10 01.09 10.07 10.08 01.08		24.0126-0164.1	426164	276 26,0 24,4 V +B
	1.5 16V (CY2A) 1.6 16V ((CY1A) 1.8 16V (CY3A) 1.8 16V (CY3A) 1.8 16V Flex (CY3A) 1.8 DI-D (CY9A) 1.8 DI-D (CY9A) 2.0 16V (CY4A) 2.0 16V (CY4A) 2.0 16V Turbo (CY4A) 2.0 DI-D (CY8A)	80 86 103 105 103 85 110 108 113 177 103		06.08 05.10 05.10 02.08 03.09 05.10 06.10 01.09 10.07 10.08 01.08		24.0710-5005.4 24.0710-5006.4	360337 360338	  Radsensor L=920 Radsensor L=936
	1.5 16V (CY2A) 1.6 16V ((CY1A) 1.8 16V (CY3A) 1.8 16V (CY3A) 1.8 16V Flex (CY3A) 1.8 DI-D (CY9A) 1.8 DI-D (CY9A) 2.0 16V (CY4A) 2.0 16V (CY4A) 2.0 16V Turbo (CY4A) 2.0 DI-D (CY8A)	80 86 103 105 103 85 110 108 113 177 103		06.08 05.10 05.10 02.08 03.09 05.10 06.10 01.09 10.07 10.08 01.08		13.0460-5735.2	605735	24014 16,0 +/WK AKE
	1.5 16V (CY2A) 1.6 16V ((CY1A) 1.8 16V (CY3A) 1.8 16V (CY3A) 1.8 16V Flex (CY3A) 1.8 DI-D (CY9A) 1.8 DI-D (CY9A) 2.0 16V (CY4A) 2.0 16V (CY4A) 2.0 16V Turbo (CY4A) 2.0 DI-D (CY8A)	80 86 103 105 103 85 110 108 113 177 103		06.08 05.10 05.10 02.08 03.09 05.10 06.10 01.09 10.07 10.08 01.08		24.0110-0345.1	410345	262 10,0 8,4 +B
	1.5 16V (CY2A) 1.6 16V ((CY1A) 1.8 16V (CY3A) 1.8 16V (CY3A) 1.8 16V Flex (CY3A) 1.8 DI-D (CY9A) 1.8 DI-D (CY9A) 2.0 16V (CY4A) 2.0 16V (CY4A) 2.0 16V Turbo (CY4A) 2.0 DI-D (CY8A)	80 86 103 105 103 85 110 108 113 177 103		06.08 05.10 05.10 02.08 03.09 05.10 06.10 01.09 10.07 10.08 01.08		24.0710-5003.4 24.0710-5004.4	360335 360336	  Radsensor L=984 Radsensor L=952
	1.5 16V (CY2A) 1.6 16V ((CY1A) 1.8 16V (CY3A) 1.8 16V (CY3A) 1.8 16V Flex (CY3A) 1.8 DI-D (CY9A) 1.8 DI-D (CY9A) 2.0 16V (CY4A) 2.0 16V (CY4A) 2.0 16V Turbo (CY4A) 2.0 DI-D (CY8A)	80 86 103 105 103 85 110 108 113 177 103		06.08 05.10 05.10 02.08 03.09 05.10 06.10 01.09 10.07 10.08 01.08		03.0137-3023.2	653023	170 x 32

¹⁾ + 4 bore wheel rim / + cerchione a 4 fori / + jante à 4 trous / + Llantas de 4 taladros

²⁾ + 5 bore wheel rim / + cerchione a 5 fori / + jante à 5 trous / + Llantas de 5 taladros

								
MITSUBISHI LANCER Stufenheck/Sportlimousine (CY_A) (07-)								
	2.0 16V Turbo (CY4A) 2.0 DI-D (CY8A)	177 103	10.08 01.08		03.0137-3023.2	653023		170 x 32
MITSUBISHI LANCER Sportback (CX_A) (08-)								
	1.5 16V (CX2A) 1.5 Bifuel (CX2A) 1.6 16V (CX1A) 1.8 16V (CX3A) 1.8 16V (CX3A) 1.8 16V Flex (CX3A) 1.8 Bifuel (CX3A) 1.8 DI-D (CX9A) 1.8 DI-D (CX9A) 2.0 DI-D (CX8A)	80 80 86 103 105 103 105 85 110 103	06.08 03.10 05.10 03.09 06.08 03.09 02.10 05.10 06.10 06.08		13.0460-5760.2	605760		23584 16,4 /WK AKE
	1.5 16V (CX2A) 1.8 16V (CX3A) 2.0 DI-D (CX8A)	80 105 103	06.08 03.09 06.08	03.09 03.09 03.09	24.0126-0164.1	426164		276 26,0 24,4 V +B
	1.5 16V (CX2A) 1.5 Bifuel (CX2A) 1.6 16V (CX1A) 1.8 16V (CX3A) 1.8 16V (CX3A) 1.8 16V Flex (CX3A) 1.8 Bifuel (CX3A) 1.8 DI-D (CX9A) 1.8 DI-D (CX9A) 2.0 DI-D (CX8A)	80 80 86 103 105 103 105 85 110 103	06.08 03.10 05.10 03.09 06.08 03.09 02.10 05.10 06.10 06.08		24.0126-0164.1	426164		276 26,0 24,4 V +B
	2.0 Ralliart (CX4A) 2.0 Ralliart (CX4A)	177 184	10.08 08.11		24.0124-0215.1	424215		294 24,0 22,4 V +B
	1.5 16V (CX2A) 1.5 Bifuel (CX2A) 1.6 16V (CX1A) 1.8 16V (CX3A) 1.8 16V (CX3A) 1.8 16V Flex (CX3A) 1.8 Bifuel (CX3A) 1.8 DI-D (CX9A) 1.8 DI-D (CX9A) 2.0 DI-D (CX8A) 2.0 Ralliart (CX4A) 2.0 Ralliart (CX4A)	80 80 86 103 105 103 105 85 110 103 177 184	06.08 03.10 05.10 03.09 06.08 03.09 02.10 05.10 06.10 06.08 10.08 08.11		24.0710-5005.4 24.0710-5006.4	360337 360338	 	Radsensor L=920 Radsensor L=936
	1.5 16V (CX2A) 1.5 Bifuel (CX2A) 1.6 16V (CX1A) 1.8 16V (CX3A) 1.8 16V (CX3A) 1.8 16V Flex (CX3A) 1.8 Bifuel (CX3A) 1.8 DI-D (CX9A) 1.8 DI-D (CX9A) 2.0 DI-D (CX8A)	80 80 86 103 105 103 105 85 110 103	06.08 03.10 05.10 03.09 06.08 03.09 02.10 05.10 06.10 06.08		13.0460-5735.2	605735		24014 16,0 +/WK AKE
	2.0 Ralliart (CX4A) 2.0 Ralliart (CX4A)	177 184	10.08 08.11		13.0460-5855.2 13.0460-0137.2	605855 610137		23582 16,0 + Belagsatz-Zubehör
	1.5 16V (CX2A) 1.5 Bifuel (CX2A) 1.6 16V (CX1A) 1.8 16V (CX3A) 1.8 16V (CX3A) 1.8 16V Flex (CX3A) 1.8 Bifuel (CX3A) 1.8 DI-D (CX9A) 1.8 DI-D (CX9A) 2.0 DI-D (CX8A)	80 80 86 103 105 103 105 85 110 103	06.08 03.10 05.10 03.09 06.08 03.09 02.10 05.10 06.10 06.08		24.0110-0345.1	410345		262 10,0 8,4 +B
	2.0 Ralliart (CX4A) 2.0 Ralliart (CX4A)	177 184	10.08 08.11		24.0110-0330.1	410330		302 10,0 8,4 +B
	2.0 Ralliart (CX4A) 2.0 Ralliart (CX4A)	177 184	10.08 08.11		24.0710-5003.4 24.0710-5004.4	360335 360336	 	Radsensor L=984 Radsensor L=952
	1.5 16V (CX2A) 1.5 Bifuel (CX2A) 1.6 16V (CX1A) 1.8 16V (CX3A) 1.8 16V (CX3A) 1.8 16V Flex (CX3A) 1.8 Bifuel (CX3A) 1.8 DI-D (CX9A) 1.8 DI-D (CX9A) 2.0 DI-D (CX8A)	80 80 86 103 105 103 105 85 110 103	06.08 03.10 05.10 03.09 06.08 03.09 02.10 05.10 06.10 06.08		03.0137-3023.2	653023		170 x 32
	2.0 Ralliart (CX4A) 2.0 Ralliart (CX4A)	177 184	10.08 08.11		03.0137-3015.2	653015		190 x 32

										
MITSUBISHI OUTLANDER I (03-06)										
	2.0 i 16V 2.0 i 16V 4WD 2.0 i 16V 4WD 2.0 i 16V 4WD 2.0 i 16V Turbo 4WD 2.4 GDI 4WD 2.4 i 16V 4WD 2.4 i 16V 4WD 2.4 i 16V 4WD 2.4 i 16V 4WD 2.4 Mivec	100 93 100 177 148 121 102 118 119 121 118		05.03 05.03 05.03 05.03 04.04 01.05 05.03 11.03 05.03 10.05 07.03	10.06 10.06 10.06 10.06 10.06 10.06 10.06 10.06 10.06 10.06 10.06	13.0460-5958.2 13.0460-0235.2	605958 610235		21363 15,8 +WK Belagsatz-Zubehör	AKE
	2.0 i 16V 2.0 i 16V 4WD 2.0 i 16V 4WD 2.0 i 16V 4WD 2.0 i 16V Turbo 4WD 2.4 GDI 4WD 2.4 i 16V 4WD 2.4 i 16V 4WD 2.4 i 16V 4WD 2.4 i 16V 4WD 2.4 Mivec	100 93 100 177 148 121 102 118 119 121 118		05.03 05.03 05.03 05.03 04.04 01.05 05.03 11.03 05.03 10.05 07.03	10.06 10.06 10.06 10.06 10.06 10.06 10.06 10.06 10.06 10.06 10.06	24.0124-0215.1	424215		294 24,0 22,4 V +B	
	2.0 i 16V 2.0 i 16V 4WD 2.0 i 16V 4WD 2.0 i 16V 4WD 2.0 i 16V Turbo 4WD 2.4 GDI 4WD 2.4 i 16V 4WD 2.4 i 16V 4WD 2.4 i 16V 4WD 2.4 i 16V 4WD 2.4 Mivec	100 93 100 177 148 121 102 118 119 121 118		05.03 05.03 05.03 05.03 04.04 01.05 05.03 11.03 05.03 10.05 07.03	10.06 10.06 10.06 10.06 10.06 10.06 10.06 10.06 10.06 10.06 10.06	13.0460-5735.2	605735		24014 16,0 +WK	AKE
	2.0 i 16V 2.0 i 16V 4WD 2.0 i 16V 4WD 2.0 i 16V 4WD 2.0 i 16V Turbo 4WD 2.4 GDI 4WD 2.4 i 16V 4WD 2.4 i 16V 4WD 2.4 i 16V 4WD 2.4 i 16V 4WD 2.4 Mivec	100 93 100 177 148 121 102 118 119 121 118		05.03 05.03 05.03 05.03 04.04 01.05 05.03 11.03 05.03 10.05 07.03	10.06 10.06 10.06 10.06 10.06 10.06 10.06 10.06 10.06 10.06 10.06	24.0110-0704.1	410704		262 10,0 8,4 +B	
	2.0 i 16V 2.0 i 16V 4WD 2.0 i 16V 4WD 2.0 i 16V 4WD 2.0 i 16V Turbo 4WD 2.4 GDI 4WD 2.4 i 16V 4WD 2.4 i 16V 4WD 2.4 i 16V 4WD 2.4 i 16V 4WD 2.4 Mivec	100 93 100 177 148 121 102 118 119 121 118		05.03 05.03 05.03 05.03 04.04 01.05 05.03 11.03 05.03 10.05 07.03	10.06 10.06 10.06 10.06 10.06 10.06 10.06 10.06 10.06 10.06 10.06	03.0137-0453.2	650453		167 x 32	
MITSUBISHI OUTLANDER II (06-12)										
	2.0 DI-D 2.0 i 16V 2.0 i 16V 4x4 2.2 DI-D 2.2 DI-D 4x4 2.2 DI-D 4x4 2.2 DI-D 4x4 2.4 Flex 4x4 2.4 i 16V 2.4 Mivec 4x4 3.0 V6 4x4	103 108 108 130 115 130 130 125 125 125 162		01.07 11.06 11.06 11.06 08.07 11.06 11.06 09.07 11.06 09.07 11.06	11.12 11.12 11.12 11.12 11.12 11.12 11.12 11.12 11.12 11.12 11.12	13.0460-5958.2 13.0460-5958.2 13.0460-5760.2	605958 605958 605760		21363 15,8 +WK 21363 15,8 +WK 23584 16,4 /WK	AKE AKE AKE
	2.0 DI-D 2.0 i 16V 2.0 i 16V 4x4 2.2 DI-D 2.2 DI-D 4x4 2.2 DI-D 4x4 2.2 DI-D 4x4 2.4 Flex 4x4 2.4 i 16V 2.4 Mivec 4x4 3.0 V6 4x4 3.0 V6 4x4 3.0 V6 FWD	103 108 108 130 103 115 130 125 125 125 162 177 162		01.07 11.06 11.06 11.06 09.10 08.07 11.06 09.07 11.06 09.07 11.06 10.09 11.06	11.12 11.12 11.12 11.12 11.12 11.12 11.12 11.12 11.12 11.12 11.12 11.12 11.12	24.0124-0215.1	424215		294 24,0 22,4 V +B	
	2.0 DI-D 2.0 i 16V 2.0 i 16V 4x4 2.2 DI-D 2.2 DI-D 4x4	103 108 108 130 103		01.07 11.06 11.06 11.06 09.10	11.12 11.12 11.12 11.12 11.12	24.0710-5005.4 24.0710-5006.4	360337 360338	 	Radsensor L=920 Radsensor L=936	



MITSUBISHI OUTLANDER II (06-12)

	2.2 DI-D 4x4 2.2 DI-D 4x4 2.4 Flex 4x4 2.4 i 16V 2.4 Mivec 4x4 3.0 V6 4x4 3.0 V6 4x4 3.0 V6 FWD	115 130 125 125 125 162 177 162	08.07 11.06 09.07 11.06 09.07 11.06 10.09 11.06	11.12 11.12 11.12 11.12 11.12 11.12 11.12 11.12	24.0710-5005.4 24.0710-5006.4	360337 360338		Radsensor L=920 Radsensor L=936
	2.0 i 16V 2.0 DI-D 2.0 i 16V 4x4 2.2 DI-D 2.2 DI-D 4x4 2.2 DI-D 4x4 2.2 DI-D 4x4 2.4 Flex 4x4 2.4 i 16V 2.4 Mivec 4x4 3.0 V6 4x4 3.0 V6 4x4 3.0 V6 FWD	108 103 108 130 103 115 130 125 125 125 162 177 162	11.06 01.07 11.06 11.06 09.10 08.07 11.06 09.07 11.06 09.07 11.06 10.09 11.06	11.12 11.12 11.12 11.12 11.12 11.12 11.12 11.12 11.12 11.12 11.12 11.12 11.12	13.0460-5735.2 13.0460-5855.2 13.0460-0137.2	605735 605855 610137		24014 16,0 +/WK 23582 16,0 + Belagsatz-Zubehör
	2.0 i 16V 2.4 i 16V 2.4 Mivec 4x4	108 125 125	11.06 11.06 09.07	11.12 11.12 11.12	24.0110-0704.1	410704		262 10,0 8,4 +B
	2.0 DI-D 2.2 DI-D 4x4 2.4 Flex 4x4 2.4 Mivec 4x4 3.0 V6 4x4 3.0 V6 4x4 3.0 V6 FWD	103 115 125 125 162 177 162	01.07 08.07 09.07 09.07 11.06 10.09 11.06	11.12 11.12 11.12 11.12 11.12 11.12 11.12	24.0110-0330.1	410330	+ CVT Automatikgetriebe (stufenlos) ¹⁾	302 10,0 8,4 +B
	2.0 i 16V 4x4 2.2 DI-D 2.2 DI-D 4x4 2.2 DI-D 4x4 2.4 Flex 4x4 2.4 Mivec 4x4	108 130 103 130 125 125	11.06 11.06 09.10 11.06 09.07 09.07	11.12 11.12 11.12 11.12 11.12 11.12	24.0110-0360.1	410360	+ Schaltgetriebe ²⁾	302 10,0 8,4 +B
	2.0 DI-D 2.2 DI-D 2.2 DI-D 4x4 2.2 DI-D 4x4 2.4 Flex 4x4 2.4 i 16V 2.4 Mivec 4x4 3.0 V6 4x4 3.0 V6 4x4 3.0 V6 FWD	103 130 103 115 130 125 125 162 177 162	01.07 11.06 09.10 08.07 11.06 11.06 09.07 11.06 10.09 11.06	11.12 11.12 11.12 11.12 11.12 11.12 11.12 11.12 11.12 11.12	24.0710-5003.4 24.0710-5004.4	360335 360336		Radsensor L=984 Radsensor L=952
	2.0 i 16V 2.0 i 16V 4x4 2.2 DI-D 2.2 DI-D 4x4 2.2 DI-D 4x4 2.4 Flex 4x4 2.4 i 16V 2.4 Mivec 4x4	108 108 130 103 130 125 125 125	11.06 11.06 11.06 09.10 11.06 09.07 11.06 09.07	11.12 11.12 11.12 11.12 11.12 11.12 11.12 11.12	03.0137-3023.2	653023	- 3. Sitzreihe ³⁾ - 3. Sitzreihe ³⁾ - 3. Sitzreihe ³⁾	170 x 32
	2.0 DI-D 2.2 DI-D 2.2 DI-D 4x4 2.2 DI-D 4x4 2.2 DI-D 4x4 3.0 V6 4x4 3.0 V6 4x4 3.0 V6 FWD	103 130 103 115 130 162 177 162	01.07 11.06 09.10 08.07 11.06 11.06 10.09 11.06	11.12 11.12 11.12 11.12 11.12 11.12 11.12 11.12	03.0137-3015.2 03.0137-9307.2	653015 669307	+ 3. Sitzreihe ⁴⁾ + 3. Sitzreihe ⁴⁾ + 3. Sitzreihe ⁴⁾	190 x 32 Bremsbacken-Zubehör

MITSUBISHI OUTLANDER III (12-)

	2.0 16V 2.0 16V 2.0 16V 4WD 2.0 16V 4WD 2.0 16V Hybrid 4WD 2.2 DI-D 2.2 DI-D 4WD 2.4 16V 4WD	107 110 107 110 89 110 110 124	10.12 08.12 10.12 08.12 12.12 08.12 08.12 10.12		13.0460-5958.2 13.0460-0235.2	605958 610235		21363 15,8 +/WK Belagsatz-Zubehör
	2.0 16V 2.0 16V 2.0 16V 4WD 2.0 16V 4WD 2.2 DI-D 2.2 DI-D 4WD 2.4 16V 4WD	107 110 107 110 110 110 124	10.12 08.12 10.12 08.12 08.12 08.12 10.12		24.0124-0215.1	424215		23584 16,4 /WK 294 24,0 22,4 V +B
	2.0 16V 2.0 16V 2.0 16V 4WD 2.0 16V 4WD	107 110 107 110	10.12 08.12 10.12 08.12		24.0126-0170.1	426170		294 26,0 24,4 V +B
	2.0 16V 2.0 16V 2.0 16V 4WD 2.0 16V 4WD	107 110 107 110	10.12 08.12 10.12 08.12		24.0710-5005.4 24.0710-5006.4	360337 360338		Radsensor L=920 Radsensor L=936

¹⁾ + CVT autom.transmission (steppless) / + cambio autom. (continuo) / + transm.autom. (en continu) / + caja de camb.autom.(de progres.continua)

²⁾ + manual transmission / + scatola cambio velocità / + transmission mécanique / + cambio de velocidad


















³⁾ - 3rd seat row / - 3a fila di sedili / - 3ème rangée de sièges / - 3a fila de asientos




























⁴⁾ + 3rd seat row / + 3a fila di sedili / + 3ème rangée de sièges / + 3a fila de asientos

MITSUBISHI OUTLANDER III (12-)										
	2.0 16V Hybrid 4WD	89		12.12		24.0710-5005.4	360337			Radsensor L=920
	2.2 DI-D	110		08.12		24.0710-5006.4	360338			Radsensor L=936
	2.2 DI-D 4WD	110		08.12						
	2.4 16V 4WD	124		10.12						
MITSUBISHI PAJERO (90-00)										
	2.4 (V21C/V21W)	82		12.90	03.00	13.0460-5958.2	605958			21363 15,8 +/WK
	2.4 (V41W)	82		12.90	03.00	13.0460-0235.2	610235			Belagsatz-Zubehör
	2.5 TD (V24C/V24W)	73		12.90	03.00					
	2.5 TD (V44W)	73		12.90	03.00					
	2.8 D 4x4 (V26W)	71		11.93	03.00					
	2.8 TD (V46W)	92		11.93	03.00					
	3.0 V6 (V23C/V23W)			12.90	03.00					
	3.0 V6 (V43W)	130		12.90	03.00					
	3.5 V6 (V25W)	153		11.93	03.00					
	3.5 V6 (V45W)	143		11.93	03.00					
	2.4 (V21C/V21W)	82		12.90	03.00	24.0124-0140.1	424140			276 24,0 22,4 V +B
	2.4 (V41W)	82		12.90	03.00					
	2.5 TD (V24C/V24W)	73		12.90	03.00					
	2.5 TD (V44W)	73		12.90	03.00					
	2.8 D 4x4 (V26W)	71		11.93	03.00					
	2.8 TD (V46W)	92		11.93	03.00					
	3.0 V6 (V23C/V23W)			12.90	03.00					
	3.0 V6 (V43W)	130		12.90	03.00					
	3.5 V6 (V25W)	153		11.93	03.00					
	3.5 V6 (V45W)	143		11.93	03.00					
	2.4 (V21C/V21W)	82		12.90	03.00	24.0127-0101.1	427101			276 27,0 25,4 V
	2.4 (V41W)	82		12.90	03.00					
	2.5 TD (V24C/V24W)	73		12.90	03.00					
	2.5 TD (V44W)	73		12.90	03.00					
	2.8 D 4x4 (V26W)	71		11.93	03.00					
	2.8 TD (V46W)	92		11.93	03.00					
	3.0 V6 (V23C/V23W)			12.90	03.00					
	3.0 V6 (V43W)	130		12.90	03.00					
	3.5 V6 (V25W)	153		11.93	03.00					
	3.5 V6 (V45W)	143		11.93	03.00					
	2.4 (V21C/V21W)	82		12.90	03.00	13.0460-5981.2	605981			21840 14,4 +/WK
	2.4 (V41W)	82		12.90	03.00					
	2.5 TD (V24C/V24W)	73		12.90	03.00					
	2.5 TD (V44W)	73		12.90	03.00					
	2.8 D 4x4 (V26W)	71		11.93	03.00					
	2.8 TD (V46W)	92		11.93	03.00					
	3.0 V6 (V23C/V23W)			12.90	03.00					
	3.0 V6 (V43W)	130		12.90	03.00					
	3.5 V6 (V25W)	153		11.93	03.00					
	3.5 V6 (V45W)	143		11.93	03.00					
	2.4 (V21C/V21W)	82		12.90	03.00	24.0118-0140.1	418140			315 18,0 16,4 +B
	2.4 (V41W)	82		12.90	03.00					
	2.5 TD (V24C/V24W)	73		12.90	03.00					
	2.5 TD (V44W)	73		12.90	03.00					
	2.8 D 4x4 (V26W)	71		11.93	03.00					
	2.8 TD (V46W)	92		11.93	03.00					
	3.0 V6 (V23C/V23W)			12.90	03.00					
	3.0 V6 (V43W)	130		12.90	03.00					
	3.5 V6 (V25W)	153		11.93	03.00					
	3.5 V6 (V45W)	143		11.93	03.00					
	2.4 (V21C/V21W)	82		12.90	03.00	03.0137-0390.2	650390			196 x 40
	2.4 (V41W)	82		12.90	03.00	03.0137-9275.2	669275			Bremsbacken-Zubehör
	2.5 TD (V24C/V24W)	73		12.90	03.00					
	2.5 TD (V44W)	73		12.90	03.00					
	2.8 D 4x4 (V26W)	71		11.93	03.00					
	2.8 TD (V46W)	92		11.93	03.00					
	3.0 V6 (V23C/V23W)			12.90	03.00					
	3.0 V6 (V43W)	130		12.90	03.00					
	3.5 V6 (V25W)	153		11.93	03.00					
	3.5 V6 (V45W)	143		11.93	03.00					
MITSUBISHI PAJERO (00-07)										
	2.5 TDiC (V64W)	73		04.00	01.07	13.0460-5958.2	605958			21363 15,8 +/WK
	2.5 TDiC (V64W)	85		04.00	01.07	13.0460-0235.2	610235			Belagsatz-Zubehör
	3.2 DiD (V68W)	118		10.01	08.06					
	3.2 DiD (V68W)	121		04.00	09.01					
	3.5 i V6 GDI (V65W)	149		04.00	08.06					
	2.5 TDiC (V64W)	73		04.00	01.07	13.0460-5853.2	605853			23488 15,4 /WK
	2.5 TDiC (V64W)	85		04.00	01.07					
	3.2 DiD (V68W)	118		10.01	08.06					
	3.2 DiD (V68W)	121		04.00	09.01					
	3.5 i V6 GDI (V65W)	149		04.00	08.06					
	2.5 TDiC (V64W)	73		04.00	01.07	24.0124-0140.1	424140			276 24,0 22,4 V +B
	2.5 TDiC (V64W)	85		04.00	01.07					
	3.2 DiD (V68W)	118		10.01	08.06					
	3.2 DiD (V68W)	121		04.00	09.01					
	3.5 i V6 GDI (V65W)	149		04.00	08.06					
	2.5 TDiC (V64W)	73		04.00	01.07	24.0126-0145.1	426145			290 26,0 24,4 V +B
	2.5 TDiC (V64W)	85		04.00	01.07					
	3.2 DiD (V68W)	118		10.01	08.06					
	3.2 DiD (V68W)	121		04.00	09.01					
	3.5 i V6 GDI (V65W)	149		04.00	08.06					
	2.5 TDiC (V64W)	73		04.00	01.07	13.0460-5855.2	605855			23582 16,0 +
	2.5 TDiC (V64W)	85		04.00	01.07	13.0460-0137.2	610137			Belagsatz-Zubehör
	3.2 DiD (V68W)	118		10.01	08.06					
	3.2 DiD (V68W)	121		04.00	09.01					
	3.5 i V6 GDI (V65W)	149		04.00	08.06					































1) + 15" wheel / + ruota 15" / + roue 15" / + rueda 15"

2) + 16" wheel / + ruota 16" / + roue 16" / + rueda 16"

	 kW									
MITSUBISHI PAJERO (00-07)										
	2.5 TDiC (V64W)	73		04.00	01.07		24.0122-0724.1	422724	300 22,0 20,4 V +B	
	3.2 DiD (V68W)	118		10.01	08.06					
	3.2 DiD (V68W)	121		04.00	09.01					
	3.5 i V6 GDI (V65W)	149		04.00	08.06					
	2.5 TDiC (V64W)	85		04.00	01.07		24.0118-0140.1	418140	315 18,0 16,4 +B	
	2.5 TDiC (V64W)	73		04.00	01.07		03.0137-3003.2	653003	198 x 34	
	2.5 TDiC (V64W)	85		04.00	01.07					
	3.2 DiD (V68W)	118		10.01	08.06					
	3.2 DiD (V68W)	121		04.00	09.01					
	3.5 i V6 GDI (V65W)	149		04.00	08.06					
MITSUBISHI PAJERO (07-)										
	3.2 DI-D (V88W)	118		02.07			13.0460-5853.2	605853	23488 15,4 /WK	SUM
	3.2 DI-D (V88W)	125		02.07						
	3.2 DI-D 4x4 (V88W)	140		02.07						
	3.2 TD 4x4 (V88W)	147		01.09						
	3.8 i V6 (V87W)	182		02.10						
	3.8 i V6 (V87W)	184		02.07						
	3.0 i V6 (V93W)	131		02.07			13.0460-5747.2	605747	24024 17,0 +/WK	
	3.2 DI-D (V98W)	118		02.07						
	3.2 DI-D (V98W)	125		02.07						
	3.2 TD 4x4 (V98W)	147		01.09						
	3.8 i V6 (V97W)	182		02.10						
	3.8 i V6 (V97W)	184		02.07						
	3.2 DI-D (V88W)	118		02.07			24.0126-0145.1	426145	290 26,0 24,4 V +B	
	3.2 DI-D (V88W)	125		02.07						
	3.2 DI-D 4x4 (V88W)	140		02.07						
	3.2 TD 4x4 (V88W)	147		01.09						
	3.8 i V6 (V87W)	182		02.10						
	3.8 i V6 (V87W)	184		02.07						
	3.0 i V6 (V93W)	131		02.07			24.0128-0215.1	428215	332 28,0 26,0 V +B	
	3.2 DI-D (V98W)	118		02.07						
	3.2 DI-D (V98W)	125		02.07						
	3.2 DI-D 4x4 (V98W)	140		02.07						
	3.2 TD 4x4 (V98W)	147		01.09						
	3.8 i V6 (V97W)	182		02.10						
	3.8 i V6 (V97W)	184		02.07						
	3.0 i V6 (V93W)	131		02.07			24.0710-5005.4	360337	Radsensor L=920	
	3.2 DI-D (V88W)	118		02.07			24.0710-5006.4	360338	Radsensor L=936	
	3.2 DI-D (V88W)	125		02.07						
	3.2 DI-D (V98W)	118		02.07						
	3.2 DI-D (V98W)	125		02.07						
	3.2 DI-D 4x4 (V88W)	140		02.07						
	3.2 TD 4x4 (V88W)	147		01.09						
	3.8 i V6 (V87W)	182		02.10						
	3.8 i V6 (V87W)	184		02.07						
	3.0 i V6 (V93W)	131		02.07			13.0460-5855.2	605855	23582 16,0 +	Belagsatz-Zubehör
	3.2 DI-D (V88W)	125		02.07			13.0460-0137.2	610137		
	3.2 DI-D 4x4 (V88W)	140		02.07						
	3.2 TD 4x4 (V88W)	147		01.09						
	3.8 i V6 (V87W)	182		02.10						
	3.8 i V6 (V87W)	184		02.07						
	3.0 i V6 (V93W)	131		02.07			13.0460-5744.2	605744	21947 15,4	
	3.2 DI-D (V98W)	118		02.07						
	3.2 DI-D (V98W)	125		02.07						
	3.2 TD 4x4 (V98W)	147		01.09						
	3.8 i V6 (V97W)	182		02.10						
	3.8 i V6 (V97W)	184		02.07						
	3.2 DI-D (V88W)	118		02.07			24.0122-0724.1	422724	300 22,0 20,4 V +B	
	3.2 DI-D (V88W)	125		02.07						
	3.2 DI-D 4x4 (V88W)	140		02.07						
	3.2 TD 4x4 (V88W)	147		01.09						
	3.8 i V6 (V87W)	182		02.10						
	3.8 i V6 (V87W)	184		02.07						
	3.0 i V6 (V93W)	131		02.07			24.0118-0146.1	418146	332 18,0 16,0 V +B	
	3.2 DI-D (V98W)	118		02.07						
	3.2 DI-D (V98W)	125		02.07						
	3.2 TD 4x4 (V98W)	147		01.09						
	3.8 i V6 (V97W)	182		02.10						
	3.8 i V6 (V97W)	184		02.07						
	3.0 i V6 (V93W)	131		02.07			24.0710-5003.4	360335	Radsensor L=984	
	3.2 DI-D (V88W)	118		02.07			24.0710-5004.4	360336	Radsensor L=952	
3.2 DI-D (V88W)	125		02.07							
3.2 DI-D (V98W)	118		02.07							
3.2 DI-D (V98W)	125		02.07							
3.2 DI-D 4x4 (V88W)	140		02.07							
3.2 TD 4x4 (V88W)	147		01.09							
3.2 TD 4x4 (V98W)	147		01.09							
3.8 i V6 (V87W)	182		02.10							
3.8 i V6 (V87W)	184		02.07							
3.8 i V6 (V97W)	182		02.10							
3.8 i V6 (V97W)	184		02.07							























								
MITSUBISHI PAJERO PININ / SHOGUN PININ (GB) (99-05)								
	1.8 i 16V (H67W) 1.8 i 16V GDi (H66W) 2.0 16V GDi (H77W)	84 88 95	11.01 10.99 09.00	02.05 10.01 02.05	13.0460-5854.2	605854		23487 15,5 SUM
	1.8 i 16V (H67W) 1.8 i 16V GDi (H66W) 2.0 16V GDi (H77W)	84 88 95	11.01 10.99 09.00	02.05 10.01 02.05	24.0122-0230.1	422230		285 22,0 20,4 V +B
	1.8 i 16V (H67W) 1.8 i 16V GDi (H66W) 2.0 16V GDi (H77W)	84 88 95	11.01 10.99 09.00	02.05 10.01 02.05	13.0460-5980.2 13.0460-0150.2	605980 610150		21706 15,5 +/WK AKE Belagsatz-Zubehör AKE
	1.8 i 16V (H67W) 1.8 i 16V GDi (H66W) 2.0 16V GDi (H77W)	84 88 95	11.01 10.99 09.00	02.05 10.01 02.05	24.0110-0281.1	410281		262 9,5 8,4
	1.8 i 16V GDi (H66W)	88	10.99	10.01	03.0137-0389.2	650389		167 x 32
MITSUBISHI PAJERO SPORT / MONTERO (USA) (98-09)								
	2.5 TDCi (K94W) 2.5 TDCi (K94W) 2.5 TDCi (K94W) 2.8 TDI 3.0 i V6 (K96W) 3.0 i V6 (K96W)	73 85 98 87 125 130	11.98 07.02 08.03 11.98 06.00 11.98	02.09 02.09 02.09 02.09 02.09 09.01	13.0460-5958.2 13.0460-0235.2	605958 610235		21363 15,8 +/WK AKE Belagsatz-Zubehör
	2.5 TDCi (K94W) 2.5 TDCi (K94W) 2.5 TDCi (K94W) 2.8 TDI 3.0 i V6 (K96W) 3.0 i V6 (K96W)	73 85 98 87 125 130	11.98 07.02 08.03 11.98 06.00 11.98	02.09 02.09 02.09 02.09 02.09 09.01	24.0124-0140.1	424140		276 24,0 22,4 V +B
	2.5 TDCi (K94W) 2.5 TDCi (K94W) 2.5 TDCi (K94W) 2.8 TDI 3.0 i V6 (K96W) 3.0 i V6 (K96W)	73 85 98 87 125 130	11.98 07.02 08.03 11.98 06.00 11.98	02.09 02.09 02.09 02.09 02.09 09.01	24.0118-0140.1	418140		315 18,0 16,4 +B
MITSUBISHI PAJERO SPORT (KH_) (09-)								
	2.4 2.5 DI-D 2.5 DI-D 4WD 3.0 V6 4WD 3.2 DI-D	94 131 131 162 121	11.09 11.09 11.09 11.09 11.09	- Europa ¹⁾ - Europa ¹⁾ - Europa ¹⁾ - Europa ¹⁾ - Europa ¹⁾	13.0460-5631.2	605631		24529 16,0 +/WK
	2.4 2.5 DI-D 2.5 DI-D 4WD 3.0 V6 4WD	94 131 131 162	11.09 11.09 11.09 11.09	- Europa ¹⁾ - Europa ¹⁾ - Europa ¹⁾ - Europa ¹⁾	03.0137-0390.2	650390		196 x 40
MITSUBISHI SANTAMO (99-04)								
	2.0 i 16V 2.0 i 16V 4WD	102 102	05.99 05.99	12.04 12.04	13.0460-5952.2	605952		21647 16,0 +/WK SUM
	2.0 i 16V 2.0 i 16V 4WD 2.0 i 16V 2.0 i 16V 4WD	102 102 102 102	05.99 05.99 05.99 05.99	12.04 12.04 12.04 12.04	- ABS - ABS + ABS + ABS	24.0124-0136.1 24.0124-0146.1	424136 424146	256 24,0 21,5 V +B 256 24,0 22,4 V +B
	2.0 i 16V 2.0 i 16V 4WD	102 102	05.99 05.99	12.04 12.04	+ ABS + ABS	13.0460-5980.2	605980	21706 15,5 +/WK AKE
	2.0 i 16V 2.0 i 16V 4WD	102 102	05.99 05.99	12.04 12.04	+ ABS + ABS	24.0110-0240.1	410240	262 10,0 8,4
	2.0 i 16V 2.0 i 16V 4WD	102 102	05.99 05.99	12.04 12.04	- ABS - ABS	03.0137-0288.2	650288	229 x 42
MITSUBISHI SIGMA (90-96)								
	3.0 V6 (F16A) 3.0 V6 (F16A)	130 151	12.90 12.90	07.91 07.91	24.0124-0144.1	424144		276 24,0 22,4 V
	3.0 V6 (F07W) 3.0 V6 (F16A) 3.0 V6 (F16A)	125 130 151	01.93 12.90 12.90	07.96 07.96 07.96	13.0460-5980.2	605980		21706 15,5 +/WK AKE
MITSUBISHI SPACE GEAR (95-02)								
	2.0 i 2.0 i 16V 2.4 i 2.5 TDiC 2.4 i 4x4 2.5 TDiC 4x4	83 85 97 73 97 73	08.96 05.95 05.95 05.95 05.95 05.95	10.02 05.00 10.02 05.00 05.00 05.00	13.0460-5890.2 13.0460-5958.2 13.0460-0235.2	605890 605958 610235		23290 15,5 /WK AKE 21363 15,8 +/WK AKE Belagsatz-Zubehör

¹⁾ - Europe / - Europa / - Europe / - Europa

								
MITSUBISHI SPACE GEAR (95-02)								
	2.4 i 4x4 2.5 TDiC 4x4	97 73		05.95 05.95	05.00 05.00		24.0124-0202.1 424202	276 24,0 22,4 V
	2.4 i 4x4 2.5 TDiC 4x4	97 73		05.95 05.95	05.00 05.00		13.0460-5980.2 605980	21706 15,5 +/WK AKE
	2.4 i 4x4 2.5 TDiC 4x4	97 73		05.95 05.95	05.00 05.00		24.0118-0140.1 418140	315 18,0 16,4 +B
	2.0 i 2.0 i 16V 2.4 i 2.5 TDiC	83 85 97 73		08.96 05.95 05.95 05.95	10.02 05.00 10.02 05.00		03.0137-0482.2 650482	254 x 52
MITSUBISHI SPACE RUNNER (91-99)								
	1.8 (N11W) 1.8 4x4 (N21W) 2.0 TD (N18W)	85 90 60		06.91 06.91 06.92	08.99 08.99 08.99		13.0460-5952.2 605952 13.0460-0442.2 610442	21647 16,0 +/WK Belagsatz-Zubehör SUM SUM
	1.8 (N11W) 1.8 4x4 (N21W) 2.0 TD (N18W)	85 90 60		06.91 06.91 06.92	08.99 08.99 08.99	- ABS/ + HA-Trommelbremse 1) - ABS/ + HA-Trommelbremse 1) - ABS	24.0124-0136.1 424136	256 24,0 21,5 V +B
	1.8 (N11W) 1.8 4x4 (N21W)	85 90		06.91 06.91	08.99 08.99	+ ABS/ + HA-Scheibenbremse 2) + ABS/ + HA-Scheibenbremse 2)	24.0124-0146.1 424146	256 24,0 22,4 V +B
	1.8 (N11W) 1.8 4x4 (N21W)	85 90		06.91 06.91	08.99 08.99		13.0460-5980.2 605980	21706 15,5 +/WK AKE
	1.8 (N11W) 1.8 4x4 (N21W)	85 90		06.91 06.91	08.99 08.99		24.0110-0240.1 410240	262 10,0 8,4
	1.8 (N11W) 2.0 TD (N18W) 1.8 4x4 (N21W)	85 60 90		06.91 06.92 06.91	08.99 08.99 08.99		03.0137-0289.2 650289 03.0137-9192.2 669192 03.0137-0288.2 650288	203 x 37 Bremsbacken-Zubehör 229 x 42
	1.8 (N11W)	85		06.91	08.99		03.0137-0389.2 650389	167 x 32
MITSUBISHI SPACE RUNNER (99-03)								
	2.0 16V (N63W) 2.4 16V GDI (N64W)	100 110		09.99 09.99	04.00 04.00		13.0460-5958.2 605958 13.0460-0235.2 610235	21363 15,8 +/WK Belagsatz-Zubehör AKE
	2.0 16V (N63W) 2.4 16V GDI (N64W)	100 110		05.00 05.00	04.03 04.03		13.0460-5760.2 605760	23584 16,4 /WK AKE
	2.0 16V (N63W) 2.4 16V GDI (N64W)	100 110		09.99 09.99	04.00 04.00		24.0124-0182.1 424182	276 24,0 22,4 V
	2.0 16V (N63W) 2.4 16V GDI (N64W)	100 110		05.00 05.00	04.03 04.03		24.0126-0134.1 426134	276 26,0 24,4 V +B
	2.0 16V (N63W) 2.4 16V GDI (N64W)	100 110		09.99 09.99	04.03 04.03		13.0460-5980.2 605980 13.0460-0150.2 610150	21706 15,5 +/WK Belagsatz-Zubehör AKE AKE
	2.0 16V (N63W) 2.4 16V GDI (N64W)	100 110		09.99 09.99	04.03 04.03		24.0110-0704.1 410704	262 10,0 8,4 +B
	2.0 16V (N63W) 2.4 16V GDI (N64W)	100 110		09.99 09.99	04.03 04.03		03.0137-0389.2 650389	167 x 32
MITSUBISHI SPACE STAR (98-06)								
	1.3 i (DG1A) 1.3 i (DG1A) 1.3 i (DG1A) 1.6 i 16V (DG3A) 1.8 GDI (DG5A) 1.8 GDI (DG5A) 1.9 DI-D (DG4A) 1.9 DI-D (DG4A)	60 61 63 72 82 90 75 85		08.00 12.98 06.98 09.01 10.02 06.98 02.01 10.02	03.06 03.06 07.00 03.06 03.06 03.06 03.06 03.06		13.0460-2830.2 602830	21920 14,6 /WK/Zub/S LUC
	1.3 i (DG1A) 1.3 i (DG1A) 1.3 i (DG1A) 1.6 i 16V (DG3A) 1.8 GDI (DG5A) 1.8 GDI (DG5A) 1.9 DI-D (DG4A) 1.9 DI-D (DG4A)	60 61 63 72 82 90 75 85		08.00 12.98 06.98 09.01 10.02 06.98 02.01 10.02	03.06 03.06 07.00 03.06 03.06 03.06 03.06 03.06		24.0124-0136.1 424136	256 24,0 21,5 V +B
	1.3 i (DG1A) 1.3 i (DG1A) 1.3 i (DG1A) 1.6 i 16V (DG3A) 1.8 GDI (DG5A) 1.8 GDI (DG5A) 1.9 DI-D (DG4A) 1.9 DI-D (DG4A)	60 61 63 72 82 90 75 85		08.00 12.98 06.98 09.01 10.02 06.98 02.01 10.02	03.06 03.06 07.00 03.06 03.06 03.06 03.06 03.06	+ ABS + ABS + ABS + ABS + ABS + ABS	13.0460-2831.2 602831	21861 15,2 /WK/S LUC

























1) - ABS/ + RA drum brake / - ABS/ + P freno a tamburo / - ABS/ + fr. à tambour essieu AR / - ABS/ + ET tambores de freno













2) + ABS/ + RA disc brake / + ABS/ + P disco freno / + ABS/ + fr. à disque essieu AR / + ABS/ + ET disco de freno


								
MITSUBISHI SPACE STAR (98-06)								
	1.3 i (DG1A) 60 1.3 i (DG1A) 61 1.3 i (DG1A) 63 1.6 i 16V (DG3A) 72 1.8 GDI (DG5A) 82 1.8 GDI (DG5A) 90 1.9 DI-D (DG4A) 75 1.9 DI-D (DG4A) 85		08.00 12.98 06.98 09.01 10.02 06.98 02.01 10.02	03.06 + ABS 03.06 + ABS 07.00 + ABS 03.06 03.06 + ABS 03.06 + ABS 03.06 03.06		24.0110-0229.1 410229		260 10,0 8,4 +B
	1.3 i (DG1A) 63 1.3 i (DG1A) 60 1.3 i (DG1A) 61 1.3 i (DG1A) 63 1.8 GDI (DG5A) 82 1.8 GDI (DG5A) 90		06.98 08.00 12.98 10.98 10.02 06.98	09.98 - ABS 03.06 - ABS 03.06 - ABS 07.00 - ABS 03.06 - ABS 03.06 - ABS		03.0137-0289.2 650289 03.0137-0428.2 650428 03.0137-9257.2 669257		203 x 37 203 x 39 HEB Bremsbacken-Zubehör
	1.3 i (DG1A) 60 1.3 i (DG1A) 61 1.3 i (DG1A) 63 1.8 GDI (DG5A) 82 1.8 GDI (DG5A) 90		08.00 12.98 06.98 10.02 06.98	03.06 - ABS 03.06 - ABS 07.00 - ABS 03.06 - ABS 03.06 - ABS		24.0220-3028.1 480169		203/205 x 42
MITSUBISHI SPACE STAR (A05A) (12-)								
	1.0 12V 52 1.2 12V 57 1.2 12V 59		05.12 05.12 10.12			13.0460-5709.2 605709		24229 14,8 +/WK/Zub AKE
MITSUBISHI SPACE WAGON (91-98)								
	1.8 (N31W) 1.8 4x4 (N41W) 1.8 TD (N35W) 2.0 (N33W) 2.0 4x4 (N43W) 2.0 TD (N38W) 2.4 (N34W)		05.91 05.91 05.91 06.92 06.92 06.92 06.92	05.92 05.92 05.92 10.98 10.98 10.98 05.96		13.0460-5952.2 605952 13.0460-0442.2 610442		21647 16,0 +/WK Belagsatz-Zubehör SUM
	1.8 (N31W) 1.8 4x4 (N41W) 1.8 TD (N35W) 2.0 (N33W) 2.0 4x4 (N43W) 2.0 TD (N38W) 2.4 (N34W)		05.91 05.91 05.91 06.92 06.92 06.92 06.92	05.92 + HA-Trommelbremse ¹⁾ 05.92 + HA-Trommelbremse ¹⁾ 05.92 + HA-Trommelbremse ¹⁾ 10.98 + HA-Trommelbremse ¹⁾ 10.98 + HA-Trommelbremse ¹⁾ 10.98 + HA-Trommelbremse ¹⁾ 05.96 + HA-Trommelbremse ¹⁾		24.0124-0136.1 424136		256 24,0 21,5 V +B
	1.8 (N31W) 1.8 4x4 (N41W) 1.8 TD (N35W) 2.0 (N33W) 2.0 4x4 (N43W) 2.0 TD (N38W) 2.4 (N34W)		05.91 05.91 05.91 06.92 06.92 06.92 06.92	05.92 + HA-Scheibenbremse ²⁾ 05.92 + HA-Scheibenbremse ²⁾ 05.92 + HA-Scheibenbremse ²⁾ 10.98 + HA-Scheibenbremse ²⁾ 10.98 + HA-Scheibenbremse ²⁾ 10.98 + HA-Scheibenbremse ²⁾ 05.96 + HA-Scheibenbremse ²⁾		24.0124-0146.1 424146		256 24,0 22,4 V +B
	1.8 (N31W) 1.8 4x4 (N41W) 1.8 TD (N35W) 2.0 (N33W) 2.0 4x4 (N43W) 2.0 TD (N38W) 2.4 (N34W)		05.91 05.91 05.91 06.92 06.92 06.92 06.92	05.92 05.92 05.92 10.98 10.98 10.98 05.96		13.0460-5980.2 605980		21706 15,5 +/WK AKE
	1.8 (N31W) 1.8 4x4 (N41W) 1.8 TD (N35W) 2.0 (N33W) 2.0 4x4 (N43W) 2.0 TD (N38W) 2.4 (N34W)		05.91 05.91 05.91 06.92 06.92 06.92 06.92	05.92 05.92 05.92 10.98 10.98 10.98 05.96		24.0110-0240.1 410240		262 10,0 8,4
	1.8 (N31W) 1.8 4x4 (N41W) 1.8 TD (N35W) 2.0 (N33W) 2.0 4x4 (N43W) 2.0 TD (N38W) 2.4 (N34W)		05.91 05.91 05.91 06.92 06.92 06.92 06.92	05.92 05.92 05.92 10.98 10.98 10.98 05.96		03.0137-0288.2 650288		229 x 42
	1.8 (N31W) 1.8 TD (N35W) 2.0 (N33W) 2.0 TD (N38W) 2.4 (N34W)		05.91 05.91 06.92 06.92 06.92	05.92 05.92 10.98 10.98 05.96		03.0137-0389.2 650389		167 x 32
MITSUBISHI SPACE WAGON (98-05)								
	2.0 GDi (N83W) 98 2.0 GLX (N83W) 80 2.4 GDi (N84W) 108 2.4 GDi (N84W) 110 2.4 GDi 4x4 (N94W) 108 2.4 GDi 4x4 (N94W) 110		05.02 10.98 09.00 10.98 09.00 10.98	08.05 04.02 08.03 08.03 08.03 08.03		13.0460-5958.2 605958 13.0460-0235.2 610235		21363 15,8 +/WK Belagsatz-Zubehör AKE
	2.0 GDi (N83W) 98 2.0 GLX (N83W) 80 2.4 GDi (N84W) 108 2.4 GDi (N84W) 110 2.4 GDi 4x4 (N94W) 108		05.02 10.98 09.00 10.98 09.00	08.05 04.02 08.03 08.03 08.03		24.0124-0182.1 424182		276 24,0 22,4 V

¹⁾ + RA drum brake / + P freno a tamburo / + frein à tambour essieu AR / + ET-tambores de freno

²⁾ + RA disc brake / + P disco freno / + frein à disque essieu AR / + ET-disco de freno

									
MITSUBISHI SPACE WAGON (98-05)									
	2.4 GDi 4x4 (N94W)	110		10.98	08.03		24.0124-0182.1	424182	276 24,0 22,4 V
	2.0 GDi (N83W)	98		05.02	08.05		03.0137-0389.2	650389	167 x 32
	2.0 GLX (N83W)	80		10.98	04.02				
	2.4 GDi (N84W)	108		09.00	08.03				
	2.4 GDi (N84W)	110		10.98	08.03				
	2.4 GDi 4x4 (N94W)	108		09.00	08.03				
	2.4 GDi 4x4 (N94W)	110		10.98	08.03				
NISSAN 200 SX (S14) (94-99)									
	2.0 i 16V Turbo	147		04.94	12.99		24.0109-0147.1	409147	258 9,0 8,0
NISSAN 350 Z (Z33) (02-09)									
	3.5 i V6	206		10.03	05.09		13.0460-4818.2	604818	23142 15,1 +/WK/Zub BRE
	3.5 i V6	214		11.04	01.07				
	3.5 i V6	221		09.02	05.09				
	3.5 i V6	230		09.05	05.09				
	3.5 i V6	206		10.03	05.09		24.0130-0215.1	430215	324 30,0 28,4 V L +B
	3.5 i V6	214		11.04	01.07				
	3.5 i V6	221		09.02	05.09				
	3.5 i V6	230		09.05	05.09				
	3.5 i V6	206		10.03	05.09		13.0460-4974.2	604974	21580 14,6 +/WK BRE
	3.5 i V6	214		11.04	01.07				
	3.5 i V6	221		09.02	05.09				
	3.5 i V6	230		09.05	05.09				
	3.5 i V6	206		10.03	05.09		24.0122-0268.1	422268	322 22,0 20,2 V +B
	3.5 i V6	214		11.04	01.07				
	3.5 i V6	221		09.02	05.09				
	3.5 i V6	230		09.05	05.09				
	3.5 i V6	206		10.03	05.09		03.0137-3006.2	653006	172 x 32
	3.5 i V6	214		11.04	01.07				
	3.5 i V6	221		09.02	05.09				
	3.5 i V6	230		09.05	05.09				
NISSAN ALMERA (N15) (95-00)									
	1.4 i			07.95	04.00	- ABS	13.0460-5988.2	605988	23004 15,9 +/WK AKE
	1.6 i			07.95	12.97	- ABS	13.0460-0283.2	610283	Belagsatz-Zubehör
	2.0 D			07.95	04.00	- ABS			
	1.6 i			01.98	04.00	- ABS	13.0460-5717.2	605717	23502 16,0 +/WK
							13.0460-0285.2	610285	Belagsatz-Zubehör
	1.4 i			07.95	04.00	+ ABS	13.0460-5717.2	605717	23502 16,0 +/WK
	1.6 i			07.95	04.00	+ ABS	13.0460-0285.2	610285	Belagsatz-Zubehör
	2.0 D			07.95	04.00	+ ABS			
	2.0 i			04.96	04.00		13.0460-0294.2	610294	Belagsatz-Zubehör
	1.4 i			07.95	12.97	- ABS	24.0118-0118.1	418118	232 18,0 16,0 V
	1.4 i			01.98	04.00	- ABS	24.0118-0117.1	418117	247 18,0 16,0 V
	1.6 i			07.95	04.00	- ABS			
	2.0 D			07.95	04.00	- ABS			
	1.4 i			07.95	04.00	+ ABS	24.0120-0203.1	420203	252 20,0 18,0 V +B
	1.6 i			07.95	04.00	+ ABS			
	2.0 D			07.95	04.00	+ ABS			
	2.0 i			04.96	04.00		24.0126-0112.1	426112	257 26,0 24,0 V
	1.4 i			07.95	12.97	+ ABS	13.0460-5841.2	605841	23023 14,8 +/WK SUM
	1.6 i			07.95	12.97	+ ABS	13.0460-0284.2	610284	Belagsatz-Zubehör
	2.0 D			07.95	12.97	+ ABS			
	1.4 i			01.98	04.00	+ ABS	13.0460-5983.2	605983	21713 16,5
	1.6 i			01.98	04.00	+ ABS	13.0460-0332.2	610332	Belagsatz-Zubehör
	2.0 D			01.98	04.00	+ ABS			
	2.0 i			04.96	04.00				
	1.4 i			07.95	12.97	+ ABS	24.0107-0108.1	407108	234 7,0 6,0
	1.6 i			07.95	12.97	+ ABS			
	2.0 D			07.95	12.97	+ ABS			
	1.4 i			07.95	04.00	- ABS	03.0137-0265.2	650265	180 x 31
	1.6 i			07.95	04.00	- ABS	03.0137-9165.2	669165	Bremsbacken-Zubehör
	2.0 D			07.95	04.00	- ABS			
	1.4 i			07.95	04.00	- ABS	24.0218-0025.1	480082	180/181 x 37,5
	1.6 i			07.95	04.00	- ABS			
	2.0 D			07.95	04.00	- ABS			
NISSAN ALMERA (N16) (00-06)									
	1.5 dCi	60		01.03	11.06	- ABS	13.0460-5950.2	605950	21546 16,7 LUC
	1.5 i	66		02.00	11.06	- ABS			
	1.5 i	66		03.00	03.01	- ABS/ Herst.Land ¹⁾			
	1.5 i	72		10.02	11.06	- ABS			
	1.5 dCi	60		01.03	11.06	+ ABS	13.0460-5807.2	605807	23463 16,6 + LUC
	1.5 i	66		02.00	11.06	+ ABS	13.0460-0148.2	610148	Belagsatz-Zubehör LUC
	1.5 i	66		03.00	03.01	+ ABS/ Herst.Land ²⁾			
	1.5 i	72		10.02	11.06	+ ABS			
	1.8 i	84		02.00	11.06				
	1.8 i	84		03.00	03.01	Herst.Land ³⁾			
	1.8 i	85		10.02	11.06				

1) - ABS/ country of manufacture  / - ABS/ paese del costruttore  / - ABS/ pays du constructeur  / - ABS/ país del fabricante 
2) + ABS/ country of manufacture  / + ABS/ paese del costruttore  / + ABS/ pays du constructeur  / + ABS/ país del fabricante 
3) country of manufacture  / paese del costruttore  / pays du constructeur  / país del fabricante 



NISSAN ALMERA (N16) (00-06)

	2.2 dCi	82		09.03	11.06		13.0460-5807.2	605807			23463 16,6 + Belagsatz-Zubehör	LUC
	2.2 dCi	100		09.03	11.06		13.0460-0148.2	610148				LUC
	2.2 Di	81		02.00	11.06							
	2.2 Di	81		03.00	03.01	Herst.Land						
	1.5 dCi	60		01.03	11.06	- ABS	24.0122-0146.1	422146			257 22,0 20,0 V +B	
	1.5 i	66		02.00	11.06	- ABS						
	1.5 i	66		03.00	03.01	- ABS/ Herst.Land						
	1.5 i	72		10.02	11.06	- ABS						
	1.5 dCi	60		01.03	11.06	+ ABS	24.0122-0179.1	422179			280 22,0 20,0 V +B	
	1.5 i	66		02.00	11.06	+ ABS						
	1.5 i	66		03.00	03.01	+ ABS/ Herst.Land						
	1.5 i	72		10.02	11.06	+ ABS						
	1.8 i	84		02.00	11.06							
	1.8 i	84		03.00	03.01	Herst.Land						
	1.8 i	85		10.02	11.06							
	2.2 dCi	82		09.03	11.06							
	2.2 dCi	100		09.03	11.06							
	2.2 Di	81		02.00	11.06							
	2.2 Di	81		03.00	03.01	Herst.Land						
	1.5 dCi	60		01.03	11.06	+ ABS	13.0460-5986.2	605986			21545 14,9	LUC
	1.5 i	66		02.00	11.06	+ ABS						
	1.5 i	72		10.02	11.06	+ ABS						
	1.8 i	84		02.00	11.06							
	1.8 i	85		10.02	11.06							
	2.2 dCi	82		09.03	11.06							
	2.2 dCi	100		09.03	11.06							
	2.2 Di	81		02.00	11.06							
	2.2 Di	81		03.00	03.01	Herst.Land						
	1.5 i	66		03.00	03.01	+ ABS/ Herst.Land	13.0460-5983.2	605983			21713 16,5	
	1.8 i	84		03.00	03.01	Herst.Land						
	2.2 Di	81		03.00	03.01	Herst.Land						
	1.5 dCi	60		01.03	11.06	+ ABS	24.0110-0215.1	410215			258 10,0 9,0 +B	
	1.5 i	66		02.00	11.06	+ ABS						
	1.5 i	66		03.00	03.01	+ ABS/ Herst.Land						
	1.5 i	72		10.02	11.06	+ ABS						
	1.8 i	84		02.00	11.06							
	1.8 i	84		03.00	03.01	Herst.Land						
	1.8 i	85		10.02	11.06							
	2.2 dCi	82		09.03	11.06							
	2.2 dCi	100		09.03	11.06							
	2.2 Di	81		02.00	11.06							
	2.2 Di	81		03.00	03.01	Herst.Land						
	1.5 dCi	60		01.03	11.06	- ABS	03.0137-0443.2	650443			203 x 37	
	1.5 i	66		02.00	11.06	- ABS						
	1.5 i	66		03.00	03.01	- ABS/ Herst.Land						
	1.5 i	72		10.02	11.06	- ABS						
	1.5 dCi	60		01.03	11.06	- ABS	24.0220-3034.1	480190			203/205,5 x 43	
	1.5 i	66		02.00	11.06	- ABS						
	1.5 i	66		03.00	03.01	- ABS/ Herst.Land						
	1.5 i	72		10.02	11.06	- ABS						

NISSAN ALMERA TINO (V10M) (00-05)

	1.8 i 16V	84		08.00	01.03		13.0460-5825.2	605825			23094 16,5 +/WK/Zub/S	LUC
	2.0 i 16V	100		08.00	01.03		13.0460-0282.2	610282			Belagsatz-Zubehör	
	2.2 Di	84		08.00	01.03							
	1.8 i 16V	84		02.03	11.05		13.0460-5825.2	605825			23094 16,5 +/WK/Zub/S	LUC
	1.8 i 16V	85		12.02	11.05		13.0460-0282.2	610282			Belagsatz-Zubehör	
	2.0 i 16V	100		02.03	08.03							
	2.2 dCi	82		09.03	11.05							
	2.2 dCi	100		09.03	11.05							
	2.2 Di	84		02.03	08.03							
	1.8 i 16V	84		08.00	11.05		24.0128-0140.1	428140			280 28,0 26,0 V +B	
	1.8 i 16V	85		12.02	11.05							
	2.0 i 16V	100		08.00	08.03							
	2.2 dCi	82		09.03	11.05							
	2.2 dCi	100		09.03	11.05							
	2.2 Di	84		08.00	08.03							
	1.8 i 16V	84		08.00	11.05		13.0460-5986.2	605986			21545 14,9	LUC
	1.8 i 16V	85		12.02	11.05							
	2.0 i 16V	100		08.00	08.03							
	2.2 dCi	82		09.03	11.05							
	2.2 dCi	100		09.03	11.05							
	2.2 Di	84		08.00	08.03							
	1.8 i 16V	84		08.00	11.05		24.0110-0285.1	410285			278 10,0 9,0 +B	
	1.8 i 16V	85		12.02	11.05							
	2.0 i 16V	100		08.00	08.03							
	2.2 dCi	82		09.03	11.05							
	2.2 dCi	100		09.03	11.05							
	2.2 Di	84		08.00	08.03							



























NISSAN CABSTAR E (F23E) (92-07)

















	2.5 TD	55		01.92	12.00		13.0460-3856.2	603856			23435 18,0 +/WK/S	BOS
	2.7 TD	66		10.00	04.04							
	3.0 TD	81		10.00	04.04							
	35 DI 3.0	92		01.04	12.06							

¹⁾ country of manufacture / paese del costruttore / pays du constructeur / país del fabricante

²⁾ - ABS/ country of manufacture / - ABS/ paese del costruttore / - ABS/ pays du constructeur / - ABS/ país del fabricante

³⁾ + ABS/ country of manufacture / + ABS/ paese del costruttore / + ABS/ pays du constructeur / + ABS/ país del fabricante

















								
NISSAN CABSTAR E (F23E) (92-07)								
	2.5 TD 2.7 TD 35 DI 3.0	55 66 92		01.92 12.00 10.00 04.04 01.04 12.06			24.0124-0229.1 424229	263 24,0 22,0 V +B
NISSAN CABSTAR E (F24E) (06-13)								
	2.5 TDiC	96		09.06 12.13			13.0460-4866.2 604866	29229 20,7 +/WK/Zub/S BRE
	2.5 TDiC	96		09.06 12.13			24.0126-0163.1 426163	290 26,0 23,0 V +B
	2.5 TDiC	96		09.06 12.13			13.0460-4861.2 604861	29121 20,3 +/WK/Zub/S BRE
	2.5 TDiC	96		09.06 12.13 + 4,5 t			24.0711-6203.3 360363	2  Radsensor L=690
NISSAN CUBE (Z12) (10-11)								
	1.5 dCi 1.5 dCi 1.6 i 16V	78 81 81		03.10 03.11 03.10 03.11			13.0460-5716.2 605716	21561 17,0 +/WK/Zub
	1.5 dCi 1.5 dCi 1.6 i 16V	78 81 81		03.10 03.11 03.10 03.11			24.0124-0238.1 424238	280 24,0 22,0 V +B
	1.5 dCi 1.5 dCi 1.6 i 16V	78 81 81		03.10 06.10 03.10 06.10			13.0460-5843.2 605843	23871 14,3 +/WK AKE
	1.5 dCi 1.5 dCi 1.6 i 16V	78 81 81		03.10 03.11 03.10 03.11			24.0109-0166.1 409166	292 9,0 8,0 +B
	1.5 dCi 1.5 dCi 1.6 i 16V	78 81 81		03.10 03.11 03.10 03.11			03.0137-3012.2 653012	172 x 32
NISSAN GT-R (R35) (09-)								
	3.8 V6 4WD 3.8 V6 4WD 3.8 V6 4WD 3.8 V6 4WD 3.8 V6 4WD	353 357 390 404 441		02.09 02.09 02.11 02.12 07.14			03.0137-3041.2 653041	190 x 33/20
NISSAN INTERSTAR (X70) (02-10)								
	1.9 dCi 2.2 dCi 2.5 dCi 2.5 dCi 2.5 dCi 2.5 dCi 2.5 dCi 3.0 dCi	60 66 73 74 84 88 107 100		07.02 08.06 07.02 08.06 11.03 06.10 04.06 06.10 07.02 08.06 09.06 06.10 09.06 06.10 11.03 08.06			13.0460-3800.2 603800 13.0460-0344.2 610344	23613 17,7 BOS Belagsatz-Zubehör
	1.9 dCi 2.2 dCi 2.5 dCi 2.5 dCi 2.5 dCi 2.5 dCi 2.5 dCi 3.0 dCi	60 66 73 74 84 88 107 100		07.02 08.06 07.02 08.06 11.03 06.10 04.06 06.10 07.02 08.06 09.06 06.10 09.06 06.10 11.03 08.06			24.0128-0129.1 428129 24.0328-0129.1 528129	306 28,0 25,0 V +S +B 306 28,0 25,0 V +S +B PD
	1.9 dCi 2.2 dCi 2.5 dCi 2.5 dCi 2.5 dCi 2.5 dCi 2.5 dCi 3.0 dCi	60 66 73 74 84 88 107 100		07.02 08.06 07.02 08.06 11.03 06.10 04.06 06.10 07.02 08.06 09.06 06.10 09.06 06.10 11.03 08.06			13.0460-3806.2 603806	23669 16,8 /S BOS
	1.9 dCi 2.2 dCi 2.5 dCi 2.5 dCi 2.5 dCi 2.5 dCi 2.5 dCi 3.0 dCi	60 66 73 74 84 88 107 100		07.02 08.06 07.02 08.06 11.03 06.10 04.06 06.10 07.02 08.06 09.06 06.10 09.06 06.10 11.03 08.06			24.0112-0155.1 412155	305 12,0 10,5 +S +B
NISSAN JUKE (F15) (10-)								
	1.2 DIG-T 1.5 dCi 1.6 16V 1.6 16V 1.6 DIG-T 1.6 DIG-T 1.6 DIG-T 1.6 DIG-T 4x4	85 81 69 86 140 147 160 140		05.14 06.10 01.13 06.10 06.10 11.12 08.14 06.10			13.0460-5716.2 605716	21561 17,0 +/WK/Zub

								
NISSAN JUKE (F15) (10-)								
	1.6 DIG-T Nismo 4x4 1.6 DIG-T NismoRS 4x4	147 157	02.13 08.14		13.0460-5716.2	605716		21561 17,0 +WK/Zub
	1.2 DIG-T 1.5 dCi 1.6 16V 1.6 16V	85 81 69 86	05.14 06.10 01.13 06.10		24.0124-0247.1	424247		280 24,0 22,0 V +B
	1.6 DIG-T 1.6 DIG-T 1.6 DIG-T 4x4 1.6 DIG-T Nismo 4x4 1.6 DIG-T NismoRS 4x4	140 147 160 140 147 157	06.10 11.12 08.14 06.10 02.13 08.14		24.0126-0177.1	426177		296 26,0 24,0 V +B
	1.2 DIG-T 1.5 dCi 1.6 16V 1.6 16V 1.6 DIG-T 1.6 DIG-T 1.6 DIG-T 1.6 DIG-T 4x4	85 81 69 86 140 147 160 140	05.14 06.10 01.13 06.10 11.12 08.14 06.10	Herst.Land ¹⁾ Herst.Land ¹⁾	24.0109-0157.1	409157		292 9,0 8,0 +B
	1.2 DIG-T 1.5 dCi 1.6 16V 1.6 16V 1.6 DIG-T 1.6 DIG-T 1.6 DIG-T 1.6 DIG-T 4x4 1.6 DIG-T Nismo 4x4 1.6 DIG-T NismoRS 4x4	85 81 69 86 140 147 160 140 147 157	05.14 06.10 01.13 06.10 11.12 08.14 06.10 02.13 08.14		03.0137-3012.2	653012		172 x 32
NISSAN KUBISTAR (X76) Kombi (03-09)								
	1.2 1.2 1.4 1.5 dCi 1.5 dCi 1.5 dCi 1.5 dCi 1.5 dCi 1.5 dCi 1.6 i 16V	44 55 55 42 44 48 51 60 66 70	08.03 08.03 08.03 08.03 09.05 08.03 09.05 08.03 09.05 08.03	08.05 10.09 10.09 08.05 10.09 08.05 10.09 08.05 10.09 10.09	13.0460-3977.2	603977		21980 18,0 +WE/S BOS
	1.2 1.2 1.4 1.5 dCi 1.5 dCi 1.5 dCi 1.5 dCi 1.5 dCi 1.5 dCi 1.6 i 16V	44 55 55 42 44 48 51 60 66 70	08.03 08.03 08.03 08.03 09.05 08.03 09.05 08.03 09.05 08.03	08.05 10.09 10.09 08.05 10.09 08.05 10.09 08.05 10.09 10.09	24.0121-0106.1	421106	+ ABS	259 20,6 17,7 V +S +B
	1.2 1.2 1.4 1.5 dCi 1.5 dCi 1.5 dCi 1.5 dCi 1.5 dCi 1.5 dCi 1.6 i 16V	44 55 55 42 44 48 51 60 66 70	08.03 08.03 08.03 08.03 09.05 08.03 09.05 08.03 09.05 08.03	08.05 10.09 10.09 08.05 10.09 08.05 10.09 08.05 10.09 10.09	24.0120-0125.1	420125	- ABS	238 20,1 17,7 V +S +B
	1.2 1.2 1.4 1.5 dCi 1.5 dCi 1.5 dCi 1.5 dCi 1.5 dCi 1.5 dCi 1.5 dCi 1.6 i 16V	44 55 55 42 44 48 51 60 66 70	08.03 08.03 08.03 08.03 09.05 08.03 09.05 08.03 09.05 08.03	08.05 10.09 10.09 08.05 10.09 08.05 10.09 08.05 10.09 10.09	03.0137-0350.2 03.0137-9233.2	650350 669233	- erhöhte Zuladung ²⁾ - erhöhte Zuladung ²⁾	203 x 39 HEB Bremsbacken-Zubehör
	1.2 1.2 1.4 1.5 dCi 1.5 dCi 1.5 dCi 1.5 dCi 1.5 dCi 1.5 dCi 1.5 dCi 1.6 i 16V	44 55 55 42 44 48 51 60 66 70	08.03 08.03 08.03 08.03 09.05 08.03 09.05 08.03 09.05 08.03	08.05 10.09 10.09 08.05 10.09 08.05 10.09 08.05 10.09 10.09	03.0137-0351.2 03.0137-9228.2	650351 669228	+ erhöhte Zuladung ³⁾ + erhöhte Zuladung ³⁾	229 x 42 HEB Bremsbacken-Zubehör BDX

¹⁾ country of manufacture [®] / paese del costruttore [®] / pays du constructeur [®] / país del fabricante [®]














²⁾ - increased payload / - carico utile maggiorato / - charge utile augmentée / - incremento de carga

³⁾ + increased payload / + carico utile maggiorato / + charge utile augmentée / + incremento de carga

NISSAN KUBISTAR (X76) Kombi (03-09)					
	1.2 44 1.2 55 1.4 55 1.5 dCi 42 1.5 dCi 44 1.5 dCi 48 1.5 dCi 51 1.5 dCi 60 1.5 dCi 66 1.6 i 16V 70	08.03 08.05 08.03 10.09 08.03 10.09 08.03 08.05 09.05 10.09 08.03 08.05 09.05 10.09 08.03 08.05 09.05 10.09 08.03 10.09	24.0220-3010.1 480081	- erhöhte Zuladung ¹⁾	203/204,4 x 50,5
	1.2 44 1.2 55 1.4 55 1.5 dCi 42 1.5 dCi 44 1.5 dCi 48 1.5 dCi 51 1.5 dCi 60 1.5 dCi 66 1.6 i 16V 70	08.03 08.05 08.03 10.09 08.03 10.09 08.03 08.05 09.05 10.09 08.03 08.05 09.05 10.09 08.03 08.05 09.05 10.09 08.03 10.09	03.0520-5722.3 695722	- erhöhte Zuladung ¹⁾	22,20/203x39 TopKit BDX
	1.2 44 1.2 55 1.4 55 1.5 dCi 42 1.5 dCi 44 1.5 dCi 48 1.5 dCi 51 1.5 dCi 60 1.5 dCi 66 1.6 i 16V 70	08.03 08.05 08.03 10.09 08.03 10.09 08.03 08.05 09.05 10.09 08.03 08.05 09.05 10.09 08.03 08.05 09.05 10.09 08.03 10.09	03.0520-5622.3 695622	+ erhöhte Zuladung ²⁾	22,20/229x42 TopKit BDX
NISSAN LEAF (EM61) (10-)					
	Electric 80	11.10	13.0460-5783.2 605783		24227 16,7 +/-WK TOK
	Electric 80	11.10	24.0116-0119.1 416119		292 16,0 14,0 V +B
	Electric 80	11.10	03.0137-3012.2 653012		172 x 32
NISSAN MAXIMA (A32) (94-99)					
	2.0 i V6 103	10.94 12.99	24.0122-0174.1 422174		280 22,0 20,0 V
NISSAN MAXIMA (CA33) (00-03)					
	2.0 i V6 103 2.5 i V6 154 3.0 i V6 147	03.00 11.03 03.00 11.03 03.00 11.03	13.0460-5880.2 605880 13.0460-0112.2 610112		23184 14,8 +/-WK Belagsatz-Zubehör
	2.0 i V6 103 2.5 i V6 154 3.0 i V6 147	03.00 11.03 03.00 11.03 03.00 11.03	24.0128-0140.1 428140		280 28,0 26,0 V +B
	2.0 i V6 103 2.5 i V6 154 3.0 i V6 147	03.00 11.03 03.00 11.03 03.00 11.03	13.0460-5626.2 605626 13.0460-0295.2 610295		21713 17,1 +/-WK/S Belagsatz-Zubehör AKE
NISSAN MICRA (K11E) (92-02)					
	1.0 i 16V 40 1.0 i 16V 44 1.3 i 16V 55 1.4 i 16V 60 1.5 D 42	08.92 07.00 08.00 12.02 08.92 07.00 08.00 12.02 02.98 12.02	13.0460-5956.2 605956 13.0460-0452.2 610452	+ ABS	21626 15,0 Belagsatz-Zubehör AKE AKE
	1.0 i 16V 40 1.0 i 16V 44 1.3 i 16V 55 1.4 i 16V 60 1.5 D 42	08.92 07.00 - ABS 08.00 12.02 - ABS 08.92 07.00 - ABS 08.00 12.02 - ABS 02.98 12.02 - ABS	24.0112-0137.1 412137		234 12,0 10,0 +B
	1.0 i 16V 44 1.4 i 16V 60 1.5 D 42	08.00 12.02 + ABS 08.00 12.02 + ABS 08.00 12.02 + ABS	24.0118-0139.1 418139		238 18,0 16,0 V +B
	1.0 i 16V 40 1.0 i 16V 44 1.3 i 16V 55 1.4 i 16V 60	08.92 08.00 + ABS 09.00 12.02 + ABS 08.92 08.00 + ABS 09.00 12.02 + ABS	13.0460-5989.2 605989 13.0460-0248.2 610248		23454 14,9 Belagsatz-Zubehör AKE AKE
	1.0 i 16V 40 1.0 i 16V 44 1.3 i 16V 55 1.4 i 16V 60	08.92 08.00 + ABS 09.00 12.02 + ABS 08.92 08.00 + ABS 09.00 12.02 + ABS	24.0107-0109.1 407109		240 7,0 6,0
	1.0 i 16V 40 1.3 i 16V 55	08.92 01.98 - ABS 08.92 01.98 - ABS	03.0137-0275.2 650275 03.0137-9180.2 669180		180 x 27 HEB Bremsbacken-Zubehör

¹⁾ - increased payload / - carico utile maggiorato / - charge utile augmentée / - incremento de carga
²⁾ + increased payload / + carico utile maggiorato / + charge utile augmentée / + incremento de carga
























NISSAN MICRA (K11E) (92-02)					
	1.0 i 16V 40 1.0 i 16V 44 1.3 i 16V 55 1.4 i 16V 60 1.5 D 42	02.98 08.00 - ABS 09.00 12.02 - ABS 02.98 08.00 - ABS 09.00 12.02 - ABS 02.98 12.02	03.0137-0413.2 650413 03.0137-9180.2 669180		180 x 27 HEB Bremsbacken-Zubehör
	1.0 i 16V 40 1.0 i 16V 44 1.3 i 16V 55 1.4 i 16V 60 1.5 D 42	08.92 08.00 - ABS 09.00 12.02 - ABS 08.92 08.00 - ABS 09.00 12.02 - ABS 02.98 12.02	24.0218-0028.1 480100 24.0218-0043.1 480165	+ Leichtmetallfelgen ¹⁾ - Leichtmetallfelgen ²⁾	180/181 x 32 180/181 x 38,5
	1.0 i 16V 40 1.3 i 16V 55	08.92 01.98 - ABS 08.92 01.98 - ABS	03.0420-3317.3 683317 03.0520-3317.3 693317		17,78/180x27 Kit 17,78/180x27 TopKit
	1.0 i 16V 40 1.0 i 16V 44 1.3 i 16V 55 1.4 i 16V 60 1.5 D 42	02.98 08.00 - ABS 09.00 12.02 - ABS 02.98 08.00 - ABS 09.00 12.02 - ABS 02.98 12.02	03.0520-4217.3 694217		17,78/180x27 TopKit BOS
NISSAN MICRA (K12E) (03-10)					
	1.0 i 16V 48 1.2 i 16V 48 1.2 i 16V 59 1.4 i 16V 65 1.5 dCi 48 1.5 dCi 50 1.5 dCi 60 1.5 dCi 63 1.6 i 16V 81	01.03 06.10 01.03 06.10 01.03 06.10 01.03 06.10 01.03 06.10 06.05 06.10 09.03 06.10 01.03 06.10 05.05 06.10	13.0460-5801.2 605801 13.0460-0291.2 610291		23973 17,4 /S LUC Belagsatz-Zubehör
	1.0 i 16V 48 1.2 i 16V 48 1.2 i 16V 59 1.4 i 16V 65 1.5 dCi 48 1.5 dCi 50 1.5 dCi 60 1.5 dCi 63 1.6 i 16V 81	01.03 06.10 01.03 06.10 01.03 06.10 01.03 06.10 01.03 06.10 06.05 06.10 09.03 06.10 01.03 06.10 05.05 06.10	24.0122-0216.1 422216		260 22,0 19,8 V L +S +B
	1.0 i 16V 48 1.2 i 16V 48 1.2 i 16V 59 1.4 i 16V 65 1.5 dCi 48 1.5 dCi 50 1.5 dCi 60 1.5 dCi 63 1.6 i 16V 81	01.03 06.10 01.03 06.10 01.03 06.10 01.03 06.10 01.03 06.10 06.05 06.10 09.03 06.10 01.03 06.10 05.05 06.10	03.0137-0454.2 650454 03.0137-9280.2 669280		203 x 38 HEB Bremsbacken-Zubehör
	1.0 i 16V 48 1.2 i 16V 48 1.2 i 16V 59 1.4 i 16V 65 1.5 dCi 48 1.5 dCi 50 1.5 dCi 60 1.5 dCi 63 1.6 i 16V 81	01.03 06.10 01.03 06.10 01.03 06.10 01.03 06.10 01.03 06.10 06.05 06.10 09.03 06.10 01.03 06.10 05.05 06.10	24.0220-3030.1 480180	ohne Sensorring ³⁾	203/204,5 x 50,5
	1.0 i 16V 48 1.2 i 16V 48 1.2 i 16V 59 1.4 i 16V 65 1.5 dCi 48 1.5 dCi 50 1.5 dCi 60 1.5 dCi 63 1.6 i 16V 81	01.03 06.10 01.03 06.10 01.03 06.10 01.03 06.10 01.03 06.10 06.05 06.10 09.03 06.10 01.03 06.10 05.05 06.10	03.0520-6419.3 696419		19,05/203x38 TopKit AP
NISSAN MICRA C+C (CK12E) (05-10)					
	1.4 i 16V 65 1.6 i 16V 81	08.05 12.10 08.05 12.10	13.0460-5801.2 605801 13.0460-0291.2 610291		23973 17,4 /S LUC Belagsatz-Zubehör
	1.4 i 16V 65 1.6 i 16V 81	08.05 12.10 08.05 12.10	24.0122-0216.1 422216		260 22,0 19,8 V L +S +B
	1.4 i 16V 65 1.6 i 16V 81	08.05 12.10 08.05 12.10	03.0137-0454.2 650454 03.0137-9280.2 669280		203 x 38 HEB Bremsbacken-Zubehör
	1.4 i 16V 65 1.6 i 16V 81	08.05 12.10 08.05 12.10	24.0220-3030.1 480180	ohne Sensorring ³⁾	203/204,5 x 50,5
	1.4 i 16V 65 1.6 i 16V 81	08.05 12.10 08.05 12.10	03.0520-6419.3 696419		19,05/203x38 TopKit AP

¹⁾ + light alloy rims / + cerchi in lega / + jantes en alliage léger / + Llantas de aleación ligera
























²⁾ - light alloy rims / - cerchi in lega / - jantes en alliage léger / - Llantas de aleación ligera

³⁾ without sensor ring / senza sensori / sans secours ABS / sin anillo sensor ABS

								
NISSAN MICRA (K13K) (10-)								
	1.2 DIG 1.2 i 1.2 i	72 56 59		04.11 05.10 05.10		13.0460-2774.2 602774		24403 17,4 +/WK LUC
	1.2 DIG 1.2 i 1.2 i	72 56 59		04.11 05.10 05.10		24.0122-0277.1 422277		260 22,0 20,0 V +B
	1.2 DIG 1.2 i 1.2 i	72 56 59		04.11 05.10 05.10		03.0137-0423.2 03.0137-0510.2 03.0137-9274.2	650423 650510 669274	203 x 39 HEB 203 x 39 HEB Bremsbacken-Zubehör
NISSAN MURANO (Z50) (03-08)								
	3.5 i V6 3.5 i V6 3.5 i V6 3.5 i V6 4x4 3.5 i V6 4x4 3.5 i V6 4x4	172 180 198 172 180 198		08.03 08.03 09.06 08.03 11.04 09.06	06.08 06.08 06.08 06.08 06.08 06.08	13.0460-5778.2 13.0460-0017.2	605778 610017	23698 16,8 +/WK Belagsatz-Zubehör
	3.5 i V6 3.5 i V6 3.5 i V6 3.5 i V6 4x4 3.5 i V6 4x4 3.5 i V6 4x4	172 180 198 172 180 198		08.03 08.03 09.06 08.03 11.04 09.06	06.08 06.08 06.08 06.08 06.08 06.08	24.0128-0153.1	428153	320 28,0 26,0 V L +B
	3.5 i V6 3.5 i V6 3.5 i V6 4x4 3.5 i V6 4x4	172 180 172 180		08.03 08.03 08.03 11.04	07.05 07.05 07.05 07.05	13.0460-5843.2 13.0460-0341.2	605843 610341	23871 14,3 +/WK Belagsatz-Zubehör
	3.5 i V6 3.5 i V6 3.5 i V6 3.5 i V6 4x4 3.5 i V6 4x4 3.5 i V6 4x4	172 180 198 172 180 198		08.03 08.03 09.06 08.03 11.04 09.06	06.08 06.08 06.08 06.08 06.08 06.08	24.0116-0122.1	416122	308 16,0 14,0 V +B
NISSAN MURANO (Z51) (07-)								
	2.5 D 4x4 3.5 i 4x4 3.5 i V6 3.5 i V6 3.5 i V6 3.5 i V6 4x4 3.5 i V6 4x4 3.5 i V6 4x4	140 183 172 191 195 188 191 195		01.10 12.10 11.07 01.11 11.07 10.08 01.11 11.07		13.0460-5778.2	605778	23698 16,8 +/WK SUM
	2.5 D 4x4 3.5 i 4x4 3.5 i V6 3.5 i V6 3.5 i V6 3.5 i V6 4x4 3.5 i V6 4x4 3.5 i V6 4x4	140 183 172 191 195 188 191 195		01.10 12.10 11.07 01.11 11.07 10.08 01.11 11.07		24.0128-0153.1	428153	320 28,0 26,0 V L +B
	2.5 D 4x4 3.5 i 4x4 3.5 i V6 3.5 i V6 3.5 i V6 3.5 i V6 4x4 3.5 i V6 4x4 3.5 i V6 4x4	140 183 172 191 195 188 191 195		01.10 12.10 11.07 01.11 11.07 10.08 01.11 11.07		24.0116-0122.1	416122	308 16,0 14,0 V +B
	2.5 D 4x4 3.5 i 4x4 3.5 i V6 3.5 i V6 3.5 i V6 3.5 i V6 4x4 3.5 i V6 4x4 3.5 i V6 4x4	140 183 172 191 195 188 191 195		01.10 12.10 11.07 01.11 11.07 10.08 01.11 11.07		03.0137-3041.2	653041	190 x 33/20
NISSAN NAVARA (D40M) (05-)								
	2.5 dCi 2.5 dCi 2.5 dCi 2.5 dCi 4WD 2.5 dCi 4WD 2.5 dCi 4WD 2.5 dCi 4WD	106 120 128 106 126 128 140		07.05 10.06 12.05 10.08 10.06 07.05 12.09		13.0460-5783.2 13.0460-0017.2	605783 610017	+ 16" Rad ¹⁾ + 16" Rad ¹⁾ 24227 16,7 +/WK Belagsatz-Zubehör
	2.5 dCi 2.5 dCi 2.5 dCi 2.5 dCi 4WD 2.5 dCi 4WD 2.5 dCi 4WD 2.5 dCi 4WD	106 120 128 106 126 128 140		07.05 10.06 12.05 10.08 10.06 07.05 12.09		13.0460-5778.2	605778	+ 17" Rad ²⁾ 23698 16,8 +/WK SUM
	3.0 dCi 4WD	170		02.10		13.0460-5778.2	605778	23698 16,8 +/WK SUM

¹⁾ + 16" wheel / + ruota 16" / + roue 16" / + rueda 16"



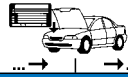



















²⁾ + 17" wheel / + ruota 17" / + roue 17" / + rueda 17"

									
NISSAN NAVARA (D40M) (05-)									
	2.5 dCi	106		07.05		24.0128-0241.1	428241	+ 16" Rad ¹⁾	296 28,0 26,0 V L +B
	2.5 dCi	120		10.06					
	2.5 dCi	128		12.05					
	2.5 dCi 4WD	106		10.08					
	2.5 dCi 4WD	126		10.06					
	2.5 dCi 4WD	128		07.05					
	2.5 dCi 4WD	140		12.09					
	2.5 dCi	106		07.05		24.0128-0240.1	428240	+ 17" Rad ²⁾	320 28,0 26,0 V L +B
	2.5 dCi	120		10.06					
	2.5 dCi	128		12.05					
2.5 dCi 4WD	106		10.08						
2.5 dCi 4WD	126		10.06						
2.5 dCi 4WD	128		07.05						
2.5 dCi 4WD	140		12.09						
3.0 dCi 4WD	170		02.10		24.0128-0240.1	428240		320 28,0 26,0 V L +B	
NISSAN NOTE (E11E) (06-13)									
	1.4	65		03.06	05.13	13.0460-2709.2	602709		23973 17,4 /Zub/S LUC
	1.5 dCi	50		03.06	05.13	13.0470-2709.2	LD2709		23973 17,4 /Zub/S LUC
	1.5 dCi	63		03.06	05.13				
	1.5 dCi	66		09.10	05.13				
	1.5 dCi	76		07.08	05.13				
	1.6	81		03.06	05.13				
	1.4	65		03.06	05.13	24.0122-0216.1	422216		260 22,0 19,8 V L +S +B
	1.5 dCi	50		03.06	05.13				
	1.5 dCi	63		03.06	05.13				
	1.5 dCi	66		09.10	05.13				
	1.5 dCi	76		07.08	05.13				
	1.6	81		03.06	05.13				
	1.4	65		03.06	05.13	03.0137-0454.2	650454		203 x 38 HEB
	1.5 dCi	50		03.06	05.13	03.0137-9280.2	669280		Bremsbacken-Zubehör
	1.5 dCi	63		03.06	05.13				
	1.5 dCi	66		09.10	05.13				
	1.5 dCi	76		07.08	05.13				
	1.6	81		03.06	05.13				
	1.4	65		03.06	05.13	24.0220-3030.1	480180	ohne Sensorring ³⁾	203/204,5 x 50,5
	1.5 dCi	50		03.06	05.13				
	1.5 dCi	63		03.06	05.13				
	1.5 dCi	66		09.10	05.13				
	1.5 dCi	76		07.08	05.13				
	1.6	81		03.06	05.13				
	1.4	65		03.06	05.13	03.0520-6419.3	696419		19,05/203x38 TopKit AP
	1.5 dCi	50		03.06	05.13				
	1.5 dCi	63		03.06	05.13				
	1.5 dCi	66		09.10	05.13				
	1.5 dCi	76		07.08	05.13				
	1.6	81		03.06	05.13				
NISSAN NOTE (E12E) (13-)									
	1.2	59		06.13		13.0460-2774.2	602774		24403 17,4 +/WK LUC
	1.2 DIG	72		06.13					
	1.2 LPG	59		06.13					
	1.5 dCi	66		06.13					
	1.2	59		06.13		24.0122-0277.1	422277		260 22,0 20,0 V +B
	1.2 DIG	72		06.13					
	1.2 LPG	59		06.13					
	1.5 dCi	66		06.13					
	1.2	59		06.13		03.0137-0423.2	650423		203 x 39 HEB BOS
	1.2 DIG	72		06.13					
	1.2 LPG	59		06.13					
	1.5 dCi	66		06.13					
NISSAN NP 300 (D40M) (08-)									
	2.5 dCi	98		04.08		13.0460-5783.2	605783		24227 16,7 +/WK TOK
	2.5 dCi 4x4	98		04.08					
	2.5 dCi	98		04.08		24.0128-0241.1	428241		296 28,0 26,0 V L +B
	2.5 dCi 4x4	98		04.08					
NISSAN NV 200 (M20) Kasten (10-)									
	e-NV	80		05.14		13.0460-5783.2	605783		24227 16,7 +/WK TOK
	1.5 dCi	63		02.10		24.0126-0175.1	426175		257 26,0 24,0 V +B
	1.5 dCi	66		04.11					
	1.5 dCi	81		04.11					
	1.6 i 16V	81		02.10					
	e-NV	80		05.14		24.0109-0157.1	409157		292 9,0 8,0 +B

¹⁾ + 16" wheel / + ruota 16" / + roue 16" / + rueda 16"














²⁾ + 17" wheel / + ruota 17" / + roue 17" / + rueda 17"

³⁾ without sensor ring / senza sensori / sans secours ABS / sin anillo sensor ABS

								
NISSAN NV 200 EVALIA (M20) Bus (10-)								
	e-NV	80		07.14		13.0460-5783.2	605783	24227 16,7 +WK TOK
	1.5 dCi	63		07.10		24.0126-0175.1	426175	257 26,0 24,0 V +B
	1.5 dCi	66		04.11				
	1.5 dCi	81		04.11				
	1.6 i 16V	81		07.10				
	e-NV	80		07.14		24.0109-0157.1	409157	292 9,0 8,0 +B
NISSAN NV 400 (X62) Bus (11-)								
	2.3 dCi	74		11.11		24.0128-0252.1	428252	302 28,0 24,5 V +S +B
	2.3 dCi	92		11.11				
	2.3 dCi	107		11.11				
	2.3 dCi	110		02.14				
	2.3 dCi	74		11.11		13.0460-4858.2	604858	25112 18,4 +WK BRE
	2.3 dCi	92		11.11				
	2.3 dCi	107		11.11				
	2.3 dCi	110		02.14				
	2.3 dCi	74		11.11		24.0112-0191.1	412191	305 12,0 10,0 L +S +B
	2.3 dCi	92		11.11				
	2.3 dCi	107		11.11				
	2.3 dCi	110		02.14				
NISSAN NV 400 (X62) Kasten (11-)								
	2.3 dCi FWD	74		11.11		24.0128-0252.1	428252	302 28,0 24,5 V +S +B
	2.3 dCi FWD	92		11.11				
	2.3 dCi FWD	107		11.11				
	2.3 dCi FWD	110		02.14				
	2.3 dCi FWD	120		06.14				
	2.3 dCi RWD	92		11.11				
	2.3 dCi RWD	107		11.11				
	2.3 dCi RWD	110		02.14				
	2.3 dCi RWD	120		06.14				
	2.3 dCi FWD	74		11.11		13.0460-4858.2	604858	25112 18,4 +WK BRE
	2.3 dCi FWD	92		11.11				
	2.3 dCi FWD	107		11.11				
	2.3 dCi FWD	110		02.14				
	2.3 dCi FWD	120		06.14				
	2.3 dCi FWD	74		11.11		24.0112-0191.1	412191	305 12,0 10,0 L +S +B
	2.3 dCi FWD	92		11.11				
	2.3 dCi FWD	107		11.11				
	2.3 dCi FWD	110		02.14				
	2.3 dCi FWD	120		06.14				
	2.3 dCi RWD	92		11.11		24.0118-0153.1	418153	+ Doppelbereifung ¹⁾
	2.3 dCi RWD	107		11.11		24.0112-0190.1	412190	+ Einfachbereifung ²⁾
	2.3 dCi RWD	110		02.14				302 18,0 15,0 +B
	2.3 dCi RWD	120		06.14				305 12,0 10,0 L +S +B
NISSAN NV 400 (X62) Pritsche/Fahrgestell (11-)								
	2.3 dCi FWD	74		11.11		24.0128-0252.1	428252	302 28,0 24,5 V +S +B
	2.3 dCi FWD	92		11.11				
	2.3 dCi FWD	107		11.11				
	2.3 dCi FWD	110		08.14				
	2.3 dCi FWD	120		06.14				
	2.3 dCi RWD	92		11.11				
	2.3 dCi RWD	107		11.11				
	2.3 dCi RWD	110		08.14				
	2.3 dCi RWD	120		06.14				
	2.3 dCi FWD	74		11.11		13.0460-4858.2	604858	25112 18,4 +WK BRE
	2.3 dCi FWD	92		11.11				
	2.3 dCi FWD	107		11.11				
	2.3 dCi FWD	110		08.14				
	2.3 dCi FWD	120		06.14				
	2.3 dCi RWD	92		11.11				
	2.3 dCi RWD	107		11.11				
	2.3 dCi RWD	110		08.14				
	2.3 dCi RWD	120		06.14				
	2.3 dCi FWD	74		11.11		24.0112-0191.1	412191	305 12,0 10,0 L +S +B
	2.3 dCi FWD	92		11.11				
	2.3 dCi FWD	107		11.11				
	2.3 dCi FWD	110		08.14				
	2.3 dCi FWD	120		06.14				
	2.3 dCi RWD	92		11.11		24.0118-0153.1	418153	+ Doppelbereifung ¹⁾
	2.3 dCi RWD	107		11.11		24.0112-0190.1	412190	+ Einfachbereifung ²⁾
	2.3 dCi RWD	110		08.14				302 18,0 15,0 +B
	2.3 dCi RWD	120		06.14				305 12,0 10,0 L +S +B
NISSAN PATHFINDER (R50) (97-04)								
	3.3 i V6 4WD	110		03.98	10.00	24.0128-0166.1	428166	300 28,0 26,0 V
	3.3 i V6 4WD	125		09.97	12.04			
	3.5 i V6 4WD	162		11.00	12.04			























¹⁾ + twin tyres / + ruote gemellate / + roue jumelée / + cubierta doble

²⁾ + single tyre / + ruota singola / + roue simple / + cubierta simple

NISSAN PATHFINDER (R50) (97-04)											
	3.3 i V6 4WD	110		03.98	10.00	03.0137-0319.2	650319				295 x 52
	3.3 i V6 4WD	125		09.97	12.04	03.0137-9290.2	669290				Bremsbacken-Zubehör
	3.5 i V6 4WD	162		11.00	12.04						
NISSAN PATHFINDER (R51M) (05-)											
	2.5 dCi	128		01.05		13.0460-5783.2	605783		+ 16" Rad ¹⁾		24227 16,7 +/WK
	2.5 dCi 4WD	120		01.05		13.0460-0017.2	610017		+ 16" Rad ¹⁾		Belagsatz-Zubehör
	2.5 dCi 4WD	126		10.06							
	2.5 dCi 4WD	128		03.05							
	2.5 dCi	128		01.05		13.0460-5778.2	605778		+ 17" Rad ²⁾		23698 16,8 +/WK
	2.5 dCi 4WD	120		01.05							SUM
	2.5 dCi 4WD	126		10.06							
	2.5 dCi 4WD	128		03.05							
	4.0	198		01.05							
	4.0 4WD	198		09.05							
	3.0 dCi	170		08.10		13.0460-5778.2	605778				23698 16,8 +/WK
											SUM
	2.5 dCi	128		01.05		24.0128-0241.1	428241		+ 16" Rad ¹⁾		296 28,0 26,0 V L +B
	2.5 dCi 4WD	120		01.05							
	2.5 dCi 4WD	126		10.06							
	2.5 dCi 4WD	128		03.05							
	2.5 dCi 4WD	140		08.10							
	2.5 dCi	128		01.05		24.0128-0240.1	428240		+ 17" Rad ²⁾		320 28,0 26,0 V L +B
	2.5 dCi 4WD	120		01.05							
	2.5 dCi 4WD	126		10.06							
	2.5 dCi 4WD	128		03.05							
	2.5 dCi 4WD	140		08.10							
	4.0	198		01.05							
	4.0 4WD	198		09.05							
	3.0 dCi	170		08.10		24.0128-0240.1	428240				320 28,0 26,0 V L +B
											SUM
	2.5 dCi	128		01.05		13.0460-5784.2	605784				24240 16,6 +/WK
	2.5 dCi 4WD	120		01.05							
	2.5 dCi 4WD	126		10.06							
	2.5 dCi 4WD	128		03.05							
	2.5 dCi 4WD	140		08.10							
	3.0 dCi	170		08.10							
	4.0	198		01.05							
	4.0 4WD	198		09.05							
	2.5 dCi	128		01.05		24.0118-0724.1	418724				308 18,0 16,0 V +B
	2.5 dCi 4WD	120		01.05							
	2.5 dCi 4WD	126		10.06							
	2.5 dCi 4WD	128		03.05							
	2.5 dCi 4WD	140		08.10							
	3.0 dCi	170		08.10							
	4.0	198		01.05							
	4.0 4WD	198		09.05							
NISSAN PATROL (260) (89-95)											
	2.8 D			04.89	11.95	13.0460-5960.2	605960				20863 16,5
	2.8 TD			04.89	11.95	13.0460-0448.2	610448				Belagsatz-Zubehör
	3.0			04.89	11.95						SUM
	2.8 D			04.89	11.95	24.0120-0119.1	420119				295 20,0 18,0 V
	2.8 TD			04.89	11.95						
	3.0			04.89	11.95						
NISSAN PATROL GR I (Y60) (88-97)											
	2.8 TD	85		09.88	06.97	13.0460-5960.2	605960				20863 16,5
	4.2 i	121		10.91	06.97	13.0460-0448.2	610448				Belagsatz-Zubehör
											SUM
	2.8 TD	85		09.88	06.97	24.0120-0119.1	420119				295 20,0 18,0 V
	4.2 i	121		10.91	06.97						
	2.8 TD	85		10.91	06.97	24.0118-0136.1	418136				316 18,0 16,0 V
	4.2 i	121		10.91	06.97						
	2.8 TD	85		09.88	09.91	03.0137-0297.2	650297				270 x 52
NISSAN PATROL GR II (Y61) (97-10)											
	2.8 TD	95		06.97	04.00	13.0460-5879.2	605879				23611 18,8 +/WK
	2.8 TDiC	96		10.97	02.00						AKE
	3.0 D	116		05.00	09.04						
	3.0 D 4x4	118		10.04	03.10						
	3.0 DTi	116		05.00	08.04						
	3.0 DTi	118		05.00	03.10						
	4.8 i V6	180		05.00	03.10	13.0460-5879.2	605879				23611 18,8 +/WK
						13.0460-0117.2	610117				Belagsatz-Zubehör
						13.0460-5751.2	605751				23502 16,0 +/WK
	2.8 TD	95		06.97	04.00						
	2.8 TDiC	96		10.97	02.00						
	3.0 D	116		05.00	09.04						
	3.0 D 4x4	118		10.04	03.10						
	3.0 DTi	116		05.00	08.04						
	3.0 DTi	118		05.00	03.10						
	4.8 i V6	180		05.00	03.10	13.0460-0203.2	610203				Belagsatz-Zubehör

¹⁾ + 16" wheel / + ruota 16" / + roue 16" / + rueda 16"

²⁾ + 17" wheel / + ruota 17" / + roue 17" / + rueda 17"

								
NISSAN PATROL GR II (Y61) (97-10)								
	2.8 TD 2.8 TDiC 3.0 D 3.0 D 4x4 3.0 DTi 3.0 DTi	95 96 116 118 116 118		06.97 10.97 05.00 10.04 05.00 05.00	04.00 02.00 09.04 03.10 08.04 03.10	24.0118-0136.1	418136	316 18,0 16,0 V
NISSAN PICK-UP (D21) (85-97)								
	2.0 2.3 D 2.4 i 4WD 2.5 D 2.5 D 4WD			09.85 09.85 03.86 09.87 09.85	08.91 08.88 02.98 02.98 02.98	13.0460-5937.2 13.0460-0322.2	605937 610322	21119 17,0 +/-WK Belagsatz-Zubehör
	2.4 i 4WD 2.5 D 4WD			03.86 09.85	02.98 02.98	24.0122-0180.1	422180	267 22,0 20,0 V
	2.0 2.4 i 4WD			10.88 10.88	08.91 02.98	03.0137-0310.2 03.0137-9273.2	650310 669273	260 x 52 Bremsbacken-Zubehör
						03.0137-0319.2 03.0137-9290.2	650319 669290	295 x 52 Bremsbacken-Zubehör
NISSAN PICK-UP (D22) (98-07)								
	2.4 i 2.4 i 2.4 i 2.4 i 4WD 2.5 D 2.5 TD 4WD 2.5 TDi 3.2 TD 4WD	88 98 110 88 61 76 98 76		02.98 11.01 01.03 02.98 02.98 05.98 11.01 10.98	10.01 04.05 12.07 10.01 10.01 10.01 04.05 10.01	13.0460-5957.2 13.0460-0289.2	605957 610289	21347 17,0 +/-WK Belagsatz-Zubehör
	2.4 i 4WD 2.4 i 4WD 2.5 TDi 4WD 3.2 TD 4WD	98 110 98 76		11.01 11.01 11.01 11.01	04.05 04.05 04.05 12.07	13.0460-5632.2	605632	23970 16,9 +/-WK
	2.4 i 4WD 2.5 TD 4WD	88 76		02.98 05.98	03.01 03.01	24.0126-0109.1	426109	277 26,0 24,0 V
	2.4 i 4WD 2.4 i 4WD 2.5 TDi 4WD 3.2 TD 4WD	98 110 98 76		11.01 11.01 11.01 11.01	04.05 04.05 04.05 12.07	24.0128-0166.1	428166	300 28,0 26,0 V
	2.4 i 2.4 i 2.4 i 2.5 D 2.5 TDi	88 98 110 61 98		02.98 11.01 01.03 02.98 11.01	10.01 04.05 12.07 10.01 04.05	03.0137-0310.2 03.0137-9273.2	650310 669273	260 x 52 Bremsbacken-Zubehör
	2.4 i 4WD 2.4 i 4WD 2.4 i 4WD 2.5 TD 4WD 2.5 TDi 4WD 3.2 TD 4WD	88 98 110 76 98 76		02.98 11.01 11.04 05.98 11.01 10.98	10.01 04.05 04.05 10.01 04.05 12.07	03.0137-0319.2 03.0137-9290.2	650319 669290	295 x 52 Bremsbacken-Zubehör
NISSAN PICK-UP (D22S) (06-)								
	2.5 DDTi 2.5 DDTi 4WD			01.06 01.06		13.0460-5957.2 13.0460-0289.2	605957 610289	21347 17,0 +/-WK Belagsatz-Zubehör
	2.5 DDTi 4WD			01.06		24.0128-0166.1	428166	300 28,0 26,0 V
	2.5 DDTi 2.5 DDTi 4WD			01.06 01.06		03.0137-0310.2 03.0137-9273.2	650310 669273	260 x 52 Bremsbacken-Zubehör
						03.0137-0319.2 03.0137-9290.2	650319 669290	295 x 52 Bremsbacken-Zubehör
NISSAN PIXO (K10B) (09-13)								
	1.0 i 12V	50		06.09	04.13	13.0460-5887.2	605887	23507 15,2 +/-WK
	1.0 i 12V	50		06.09	04.13	24.0120-0225.1	420225	231 20,0 18,0 V L+B
	1.0 i 12V	50		06.09	04.13	03.0137-0503.2	650503	180 x 26
NISSAN PRIMASTAR (X83) Bus (01-)								
	1.9 dCi (100) 1.9 dCi (80) 2.0 dCi (115) 2.0 dCi (120) 2.0 dCi (90) 2.0 i 16V 2.5 dCi (140) 2.5 dCi (150)	74 60 84 84 66 88 99 107		03.01 03.01 09.08 09.06 09.06 03.01 07.03 09.06	08.06 08.06 08.06 08.06	13.0460-2870.2	602870	23099 18,4 /S
								LUC

NISSAN PRIMASTAR (X83) Bus (01-)									
	1.9 dCi (100)	74		03.01	08.06	24.0128-0132.1	428132		305 28,0 24,0 VL +S +B
	1.9 dCi (80)	60		03.01	08.06				
	2.0 dCi (115)	84		09.08					
	2.0 dCi (120)	84		09.06					
	2.0 dCi (90)	66		09.06					
	2.0 i 16V	88		03.01					
	2.5 dCi (140)	99		07.03	08.06				
2.5 dCi (150)	107		09.06						
	1.9 dCi (100)	74		03.01	08.06	13.0460-2840.2	602840		23980 16,5 /WE/S LUC
	1.9 dCi (80)	60		03.01	08.06				
	2.0 dCi (115)	84		09.08					
	2.0 dCi (120)	84		09.06					
	2.0 dCi (90)	66		09.06					
	2.0 i 16V	88		03.01					
	2.5 dCi (140)	99		07.03	08.06				
2.5 dCi (150)	107		09.06						
	1.9 dCi (100)	74		03.01	08.06	24.0112-0177.2	412177	mit Lager/ mit Sensorring ¹⁾	280 12,0 10,0 +B
	1.9 dCi (80)	60		03.01	08.06				
	2.0 dCi (115)	84		09.08					
	2.0 dCi (120)	84		09.06					
	2.0 dCi (90)	66		09.06					
	2.0 i 16V	88		03.01					
	2.5 dCi (140)	99		07.03	08.06				
2.5 dCi (150)	107		09.06						
NISSAN PRIMASTAR (X83) Kasten/Pritsche (02-)									
	1.9 dCi (100)	74		07.02	08.06	13.0460-2870.2	602870		23099 18,4 /S LUC
	1.9 dCi (80)	60		07.02	08.06				
	2.0 dCi (115)	84		09.08					
	2.0 dCi (120)	84		09.06					
	2.0 dCi (90)	66		09.06					
	2.0 i 16V	88		07.02					
	2.5 dCi (140)	99		07.03	08.06				
2.5 dCi (150)	107		09.06						
	1.9 dCi (100)	74		07.02	08.06	24.0128-0132.1	428132		305 28,0 24,0 VL +S +B
	1.9 dCi (80)	60		07.02	08.06				
	2.0 dCi (115)	84		09.08					
	2.0 dCi (120)	84		09.06					
	2.0 dCi (90)	66		09.06					
	2.0 i 16V	88		07.02					
	2.5 dCi (140)	99		07.03	08.06				
2.5 dCi (150)	107		09.06						
	1.9 dCi (100)	74		07.02	08.06	13.0460-2840.2	602840		23980 16,5 /WE/S LUC
	1.9 dCi (80)	60		07.02	08.06				
	2.0 dCi (115)	84		09.08					
	2.0 dCi (120)	84		09.06					
	2.0 dCi (90)	66		09.06					
	2.0 i 16V	88		07.02					
	2.5 dCi (140)	99		07.03	08.06				
2.5 dCi (150)	107		09.06						
	1.9 dCi (100)	74		07.02	08.06	24.0112-0177.2	412177	mit Lager/ mit Sensorring ¹⁾	280 12,0 10,0 +B
	1.9 dCi (80)	60		07.02	08.06				
	2.0 dCi (115)	84		09.08					
	2.0 dCi (120)	84		09.06					
	2.0 dCi (90)	66		09.06					
	2.0 i 16V	88		07.02					
	2.5 dCi (140)	99		07.03	08.06				
2.5 dCi (150)	107		09.06						
NISSAN PRIMERA (P10E) Limousine (90-96)									
	1.6			06.90	01.96 - ABS	13.0460-5949.2	605949		21280 16,0 AKE
	1.6 i			05.93	01.96 - ABS				
	2.0 D			06.90	04.93				
	1.6			05.93	01.96 + ABS	13.0460-5950.2	605950		21546 16,7 LUC
	1.6 i			05.93	01.96 + ABS				
	2.0 D			05.93	01.96				
	2.0 i 16V			06.90	01.96				
	2.0 i 16V 4x4			06.90	06.96				
	1.6			06.90	01.96 - ABS	24.0120-0152.1	420152		242 20,0 18,0 V
	1.6 i			05.93	01.96 - ABS				
	2.0 D			06.90	04.93				
	1.6			05.93	01.96 + ABS	24.0122-0146.1	422146		257 22,0 20,0 V +B
	1.6 i			05.93	01.96 + ABS				
	2.0 D			05.93	01.96				
	2.0 i 16V			06.90	01.96				
	2.0 i 16V 4x4			06.90	06.96				
	1.6			05.93	01.96 + ABS	13.0460-5986.2	605986		21545 14,9 LUC
	1.6 i			05.93	01.96 + ABS				
	2.0 D			05.93	01.96				
	2.0 i 16V			06.90	01.96				
	2.0 i 16V 4x4			06.90	06.96				
	1.6			05.93	01.96 + ABS	24.0110-0215.1	410215		258 10,0 9,0 +B
	1.6 i			05.93	01.96 + ABS				
	2.0 D			05.93	01.96				
	2.0 i 16V			06.90	01.96				
	2.0 i 16V 4x4			06.90	06.96				

¹⁾ with bearing/ with sensor ring / con supporto/+ anell.sens.ABS / avec palier de secours ABS / con apoyo/+ anillo sensor ABS



NISSAN PRIMERA (P10E) Limousine (90-96)

	1.6 1.6 i 2.0 D		06.90 05.93 06.90	01.96 01.96 04.93	- ABS - ABS	03.0137-0276.2 03.0137-9181.2	650276 669181		203 x 39 Bremsbacken-Zubehör
--	-----------------------	--	-------------------------	-------------------------	----------------	----------------------------------	------------------	--	---------------------------------























NISSAN PRIMERA (P11E) Limousine (96-02)

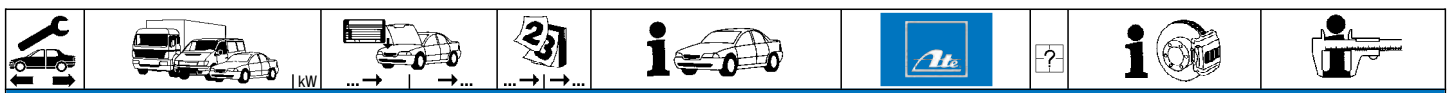
	1.6 i 16V 2.0 i 16V 2.0 i 16V 2.0 TD	85 96 66	06.96 06.96 06.96 06.96	03.98 03.98 03.98 03.98		13.0460-5950.2	605950		21546 16,7 LUC
	1.6 i 16V 1.8 i 16V 2.0 i 16V 2.0 i 16V 2.0 i 16V 2.0 i 16V 2.0 TD	84 85 96 103 110 66	04.98 06.99 04.98 04.98 06.99 04.98	02.02 02.02 02.02 02.02 02.02 02.02		13.0460-5807.2 13.0460-0148.2	605807 610148		23463 16,6 + Belagsatz-Zubehör LUC
	2.0 i 16V 2.0 i 16V	103 110	06.99 06.96	02.02 02.02		13.0460-5727.2	605727		23160 17,3 + ATE
	1.6 i 16V 2.0 i 16V 2.0 i 16V 2.0 TD	85 96 66	06.96 06.96 06.96 06.96	05.99 05.99 05.99 05.99		24.0122-0146.1	422146		257 22,0 20,0 V +B
	1.6 i 16V 1.8 i 16V 2.0 i 16V 2.0 i 16V 2.0 i 16V 2.0 i 16V 2.0 TD	84 85 96 103 110 66	06.99 06.99 06.99 06.99 06.96 06.99	02.02 02.02 02.02 02.02 02.02 02.02		24.0122-0179.1	422179		280 22,0 20,0 V +B
	1.8 i 16V 2.0 i 16V 2.0 i 16V 2.0 i 16V 2.0 i 16V	84 85 96 103 110	06.99 06.96 06.96 06.99 06.96	02.02 02.02 02.02 02.02 02.02	+ ABS	13.0460-5986.2	605986		21545 14,9 LUC
	2.0 i 16V 2.0 i 16V 2.0 i 16V 2.0 i 16V	85 96 103 110	06.96 06.96 06.99 06.96	05.99 05.99 02.02 05.99		24.0110-0215.1	410215		258 10,0 9,0 +B
	1.8 i 16V 2.0 i 16V 2.0 i 16V 2.0 i 16V 2.0 i 16V	84 85 96 103 110	06.99 06.99 06.99 06.99 06.99	02.02 02.02 02.02 02.02 02.02	+ ABS	24.0110-0310.1	410310		278 10,0 9,0 +B
	1.6 i 16V 2.0 TD	66	06.96 06.96	02.02 02.02		03.0137-0351.2 03.0137-9228.2	650351 669228		229 x 42 HEB Bremsbacken-Zubehör BDX
	1.6 i 16V 2.0 TD	66	06.96 06.96	02.02 02.02		03.0520-7520.3	697520		20,64/230x42 TopKit BDX

NISSAN PRIMERA (P12E) Limousine (02-08)

	1.6 1.6 1.8 1.9 dCi 2.0 2.2 dCi 2.2 Di 2.5	78 80 85 88 103 102 93 125	03.02 03.02 03.02 04.03 03.02 04.03 03.02 03.02	10.08 04.06 10.08 10.07 10.08 10.07 04.03 04.06		13.0460-5825.2 13.0460-0282.2	605825 610282		23094 16,5 +/WK/Zub/S Belagsatz-Zubehör LUC
	1.6 1.6 1.8 1.9 dCi 2.0 2.2 dCi 2.2 Di 2.5	78 80 85 88 103 102 93 125	03.02 03.02 03.02 04.03 03.02 04.03 03.02 03.02	10.08 04.06 10.08 10.07 10.08 10.07 04.03 04.06		24.0128-0140.1	428140		280 28,0 26,0 V +B
	1.6 1.6 1.8 1.9 dCi 2.0 2.2 dCi 2.2 Di 2.5	78 80 85 88 103 102 93 125	03.02 03.02 03.02 04.03 03.02 04.03 03.02 03.02	10.08 04.06 10.08 10.07 10.08 10.07 04.03 04.06		13.0460-7137.2 13.0470-7137.2	607137 LD7137		23482 15,8 + 23482 15,8 + ATE
	1.6 1.6 1.8 1.9 dCi 2.0 2.2 dCi 2.2 Di 2.5	78 80 85 88 103 102 93 125	03.02 03.02 03.02 04.03 03.02 04.03 03.02 03.02	10.08 04.06 10.08 10.07 10.08 10.07 04.03 04.06		24.0110-0285.1	410285		278 10,0 9,0 +B



								
NISSAN PRIMERA (W10) Kombi (90-98)								
	1.6 2.0 D 2.0 i			07.90 07.90 07.90	03.98 12.95 12.95	13.0460-5933.2	605933	21725 16,8 +WK AKE
	1.6 2.0 D 2.0 i			07.90 07.90 07.90	03.98 12.95 12.95	24.0122-0146.1	422146	257 22,0 20,0 V +B
	1.6 2.0 D 2.0 i			07.90 07.90 07.90	03.98 + ABS 12.95 + ABS 12.95	13.0460-5983.2	605983	21713 16,5
	1.6 2.0 D 2.0 i			07.90 07.90 07.90	03.98 + ABS 12.95 + ABS 12.95	24.0109-0129.1	409129	258 9,0 8,0
	1.6 2.0 D			07.90 07.90	03.98 - ABS 12.95 - ABS	03.0137-0210.2 03.0137-9112.2	650210 669112	229 x 41 Bremsbacken-Zubehör
NISSAN PRIMERA (W11) Kombi (98-02)								
	1.6 i 16V 1.6 i 16V 1.8 i 16V 2.0 i 16V 2.0 i 16V 2.0 TD	66 73 84 85 96 66		04.98 04.98 08.99 04.98 04.98 04.98	02.02 02.02 02.02 06.99 06.99 02.02	13.0460-5807.2 13.0460-0148.2	605807 610148	23463 16,6 + Belagsatz-Zubehör LUC LUC
	2.0 i 16V 2.0 i 16V 2.0 i 16V	85 96 103		07.99 07.99 08.99	02.02 02.02 02.02	13.0460-5727.2	605727	23160 17,3 + ATE
	1.6 i 16V 1.6 i 16V 1.8 i 16V 2.0 i 16V 2.0 i 16V 2.0 i 16V 2.0 TD	66 73 84 85 96 103 66		04.98 04.98 08.99 04.98 04.98 08.99 04.98	02.02 02.02 02.02 02.02 02.02 02.02 02.02	24.0122-0179.1	422179	280 22,0 20,0 V +B
	1.6 i 16V 1.6 i 16V 1.8 i 16V 2.0 i 16V 2.0 i 16V 2.0 i 16V 2.0 TD	66 73 84 85 96 103 66		04.98 04.98 08.99 04.98 04.98 08.99 04.98	02.02 02.02 02.02 02.02 02.02 02.02 02.02	13.0460-5986.2	605986	21545 14,9 LUC
	1.6 i 16V 1.6 i 16V 1.8 i 16V 2.0 i 16V 2.0 i 16V 2.0 i 16V 2.0 TD	66 73 84 85 96 103 66		04.98 04.98 08.99 04.98 04.98 08.99 04.98	03.01 03.01 03.01 03.01 03.01 03.01 03.01	24.0110-0310.1	410310	278 10,0 9,0 +B
	1.6 i 16V 1.6 i 16V 1.8 i 16V 2.0 i 16V 2.0 i 16V 2.0 i 16V 2.0 TD	66 73 84 85 96 103 66		04.01 04.01 04.01 04.01 04.01 04.01 04.01	02.02 02.02 02.02 02.02 02.02 02.02 02.02	24.0110-0215.1	410215	258 10,0 9,0 +B
NISSAN PRIMERA (W12) Kombi (02-08)								
	1.6 1.8 1.9 dCi 2.0 2.2 dCi 2.2 Di 2.5	80 85 88 103 102 93 125		03.02 03.02 04.03 03.02 04.03 03.02 03.02	04.06 10.08 10.07 10.08 10.07 04.03 04.06	13.0460-5825.2 13.0460-0282.2	605825 610282	23094 16,5 +/WK/Zub/S Belagsatz-Zubehör LUC
	1.6 1.8 1.9 dCi 2.0 2.2 dCi 2.2 Di 2.5	80 85 88 103 102 93 125		03.02 03.02 04.03 03.02 04.03 03.02 03.02	04.06 10.08 10.07 10.08 10.07 04.03 04.06	24.0128-0140.1	428140	280 28,0 26,0 V +B
	1.6 1.8 1.9 dCi 2.0 2.2 dCi 2.2 Di 2.5	80 85 88 103 102 93 125		03.02 03.02 04.03 03.02 04.03 03.02 03.02	04.06 10.08 10.07 10.08 10.07 04.03 04.06	13.0460-7137.2 13.0470-7137.2	607137 LD7137	23482 15,8 + 23482 15,8 + ATE ATE
	1.6 1.8 1.9 dCi 2.0 2.2 dCi 2.2 Di 2.5	80 85 88 103 102 93 125		03.02 03.02 04.03 03.02 04.03 03.02 03.02	04.06 10.08 10.07 10.08 10.07 04.03 04.06	24.0110-0285.1	410285	278 10,0 9,0 +B



NISSAN PULSAR (14-)

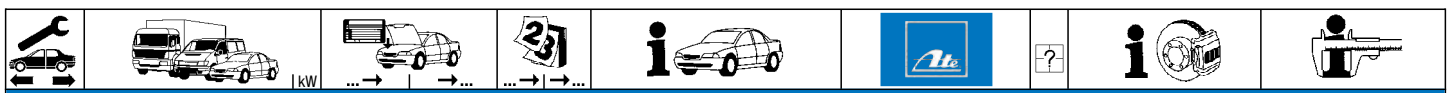
	1.2 DIG-T 1.5 dCi 1.6 DIG-T	85 81 140		10.14 10.14 02.15		13.0460-5716.2 605716			21561 17,0 +WK/Zub
	1.2 DIG-T 1.5 dCi 1.6 DIG-T	85 81 140		10.14 10.14 02.15		24.0124-0247.1 424247			280 24,0 22,0 V +B
	1.2 DIG-T 1.5 dCi 1.6 DIG-T	85 81 140		10.14 10.14 02.15		24.0126-0177.1 426177			296 26,0 24,0 V +B
	1.2 DIG-T 1.5 dCi 1.6 DIG-T	85 81 140		10.14 10.14 02.15		24.0109-0157.1 409157			292 9,0 8,0 +B

NISSAN QASHQAI / QASHQAI +2 (J10, JJ10) (07-14)

	1.5 dCi 1.5 dCi 1.5 dCi 1.6 dCi 1.6 dCi Allrad 1.6 i 16V 1.6 i 16V 2.0 dCi 2.0 dCi Allrad 2.0 i 16V 2.0 i 16V 2.0 i 16V Allrad 2.0 i 16V Allrad	76 78 81 96 96 84 86 110 110 102 104 102 104		07.08 01.14 02.07 01.14 11.10 01.14 10.11 01.14 10.11 01.14 02.07 01.14 11.10 01.14 02.07 01.14 02.07 01.14 02.07 01.14 11.10 01.14 02.07 01.14 11.10 01.14		13.0460-5752.2 605752 13.0470-5752.2 LD5752 13.0460-0212.2 610212		kurze Ausführung ¹⁾ kurze Ausführung ¹⁾ kurze Ausführung ¹⁾	24632 17,0 24632 17,0 Belagsatz-Zubehör
	1.6 dCi 1.6 dCi Allrad 2.0 dCi 2.0 dCi Allrad 2.0 i 16V Allrad	96 96 110 110 104		07.11 01.14 07.11 01.14 08.08 01.14 08.08 01.14 08.08 01.14		13.0460-5778.2 605778		lange Ausführung ²⁾	23698 16,8 +WK SUM
	1.5 dCi 1.5 dCi 1.5 dCi 1.6 dCi 1.6 dCi Allrad 1.6 i 16V 1.6 i 16V 2.0 dCi 2.0 dCi Allrad 2.0 i 16V 2.0 i 16V 2.0 i 16V Allrad 2.0 i 16V Allrad	76 78 81 96 96 84 86 110 110 102 104 102 104		07.08 01.14 02.07 01.14 11.10 01.14 10.11 01.14 10.11 01.14 02.07 01.14 11.10 01.14 02.07 01.14 02.07 01.14 02.07 01.14 11.10 01.14 02.07 01.14 11.10 01.14		24.0126-0154.1 426154		kurze Ausführung ¹⁾	296 26,0 24,0 V +B
	1.6 dCi 1.6 dCi Allrad 2.0 dCi 2.0 dCi Allrad 2.0 i 16V Allrad	96 96 110 110 104		07.11 01.14 07.11 01.14 08.08 01.14 08.08 01.14 08.08 01.14		24.0128-0242.1 428242		lange Ausführung ²⁾	320 28,0 26,0 V +B
	1.5 dCi 1.5 dCi 1.5 dCi 1.6 dCi 1.6 dCi Allrad 1.6 i 16V 1.6 i 16V 2.0 dCi 2.0 dCi Allrad 2.0 i 16V 2.0 i 16V 2.0 i 16V Allrad 2.0 i 16V Allrad	76 78 81 96 96 84 86 110 110 102 104 102 104		07.08 01.14 02.07 01.14 11.10 01.14 10.11 01.14 10.11 01.14 02.07 01.14 11.10 01.14 02.07 01.14 02.07 01.14 02.07 01.14 11.10 01.14 02.07 01.14 11.10 01.14		13.0460-5843.2 605843 13.0460-0213.2 610213			23871 14,3 +WK Belagsatz-Zubehör AKE
	1.5 dCi 1.5 dCi 1.5 dCi 1.6 dCi 1.6 dCi Allrad 1.6 i 16V 1.6 i 16V 2.0 dCi 2.0 dCi Allrad 2.0 i 16V 2.0 i 16V 2.0 i 16V Allrad 2.0 i 16V Allrad	76 78 81 96 96 84 86 110 110 102 104 102 104		07.08 01.14 02.07 01.14 11.10 01.14 10.11 01.14 10.11 01.14 02.07 01.14 11.10 01.14 02.07 01.14 02.07 01.14 02.07 01.14 11.10 01.14 02.07 01.14 11.10 01.14		24.0109-0157.1 409157		kurze Ausführung ¹⁾	292 9,0 8,0 +B
	1.5 dCi 1.5 dCi 1.5 dCi 1.6 dCi 1.6 dCi Allrad 1.6 i 16V 1.6 i 16V 2.0 dCi 2.0 dCi Allrad 2.0 i 16V 2.0 i 16V 2.0 i 16V Allrad	76 78 81 96 96 84 86 110 110 104 104		08.08 01.14 08.08 01.14 02.10 01.14 07.11 01.14 07.11 01.14 08.08 01.14 02.10 01.14 08.08 01.14 08.08 01.14 08.08 01.14 08.08 01.14 08.08 01.14		24.0116-0119.1 416119		lange Ausführung ²⁾	292 16,0 14,0 V +B

¹⁾ short version / versione corto / version court / versión corta

²⁾ long version / versione lunga / version longue / versión larga



NISSAN QASHQAI / QASHQAI +2 (J10, JJ10) (07-14)

	1.5 dCi	76		07.08	01.14		03.0137-3012.2	653012			172 x 32
	1.5 dCi	78		02.07	01.14						
	1.5 dCi	81		11.10	01.14						
	1.6 dCi	96		10.11	01.14						
	1.6 dCi Allrad	96		10.11	01.14						
	1.6 i 16V	84		02.07	01.14						
	1.6 i 16V	86		11.10	01.14						
	2.0 dCi	110		02.07	01.14						
	2.0 dCi Allrad	110		02.07	01.14						
	2.0 i 16V	102		02.07	01.14						
	2.0 i 16V	104		11.10	01.14						
	2.0 i 16V Allrad	102		02.07	01.14						
	2.0 i 16V Allrad	104		11.10	01.14						

NISSAN SERENA/VANETTE CARGO (C23M/963) (92-01)





























	1.6 i 16V	71		07.92	11.01	+ 1-Kolbensattel ¹⁾	13.0460-5881.2	605881			21099 17,0
	2.0 D	49		07.92	08.94	+ 1-Kolbensattel ¹⁾	13.0460-0322.2	610322			Belagsatz-Zubehör AKE
	2.3 D	55		09.94	11.01	+ 1-Kolbensattel ¹⁾					
	1.6 i 16V	71		07.92	11.01	+ 2-Kolbensattel ²⁾	13.0460-5959.2	605959			21481 15,5 LUC
	2.0 D	49		07.92	08.94	+ 2-Kolbensattel ²⁾					
	2.0 i 16V	93		07.92	11.01						
	2.3 D	55		09.94	11.01	+ 2-Kolbensattel ²⁾					
	1.6 i 16V	71		07.92	11.01	+ 1-Kolbensattel ¹⁾	24.0122-0193.1	422193			250 22,0 20,0 V
	2.0 D	49		07.92	08.94	+ 1-Kolbensattel ¹⁾					
	2.3 D	55		09.94	11.01	+ 1-Kolbensattel ¹⁾					
	1.6 i 16V	71		07.92	11.01	+ 2-Kolbensattel ²⁾	24.0126-0108.1	426108			257 26,0 24,0 V +B
	2.0 D	49		07.92	08.94	+ 2-Kolbensattel ²⁾					
	2.0 i 16V	93		07.92	11.01						
	2.3 D	55		09.94	11.01	+ 2-Kolbensattel ²⁾					
	1.6 i 16V	71		07.92	09.95	- Hochdach ³⁾	03.0137-0269.2	650269			254 x 57 HEB
	2.0 D	49		07.92	08.94		03.0137-9169.2	669169			Bremsbacken-Zubehör
	2.0 i 16V	93		07.92	09.95						
	2.3 D	55		09.94	09.95	- Hochdach ³⁾					
	1.6 i 16V	71		10.95	05.96	- Hochdach ³⁾	03.0137-9169.2	669169			Bremsbacken-Zubehör
	2.0 i 16V	93		10.95	05.96						
	2.3 D	55		10.95	05.96	- Hochdach ³⁾					
	1.6 i 16V	71		06.96	11.01	- Hochdach ³⁾	03.0137-0361.2	650361			254 x 57 HEB
	2.0 i 16V	93		06.96	11.01		03.0137-9169.2	669169			Bremsbacken-Zubehör
	2.3 D	55		06.96	11.01	- Hochdach ³⁾					
	1.6 i 16V	71		12.94	05.96	+ Hochdach ⁴⁾	03.0137-0376.2	650376			254 x 58 HEB
	2.3 D	55		12.94	05.96	+ Hochdach ⁴⁾	03.0137-9169.2	669169			Bremsbacken-Zubehör
	1.6 i 16V	71		06.96	11.01	+ Hochdach ⁴⁾	03.0137-9169.2	669169			Bremsbacken-Zubehör
	2.3 D	55		06.96	11.01	+ Hochdach ⁴⁾					
	1.6 i 16V	71		07.92	11.01		24.0225-4012.1	480153			254/255,5 x 67
	2.0 D	49		07.92	08.94						
	2.0 i 16V	93		07.92	11.01						
	2.3 D	55		09.94	11.01						

















NISSAN SUNNY (N14) Limousine (90-95)

	1.4			10.90	05.95		13.0460-5941.2	605941			21659 16,4 +/WK
	1.6 16V			10.90	05.95		13.0460-0336.2	610336			Belagsatz-Zubehör SUM
	1.6 16V 4x4			10.90	05.95						
	2.0 D			10.90	05.95						
	2.0 16V GTI			10.90	05.95		13.0460-0294.2	610294			Belagsatz-Zubehör
	2.0 GTI R 4x4			10.90	05.95						
	1.4			10.90	05.95		24.0118-0107.1	418107			240 18,0 16,0 V +B
	1.6 16V			10.90	05.95						
	1.6 16V 4x4			10.90	05.95						
	2.0 D			10.90	05.95						
	2.0 16V GTI			10.90	05.95		24.0126-0112.1	426112			257 26,0 24,0 V
	2.0 GTI R 4x4			10.90	05.95						
	1.4			10.90	05.95	+ ABS	13.0460-0295.2	610295			Belagsatz-Zubehör
	1.6 16V			10.90	05.95	+ ABS					
	1.6 16V 4x4			10.90	05.95	+ ABS					
	2.0 D			10.90	05.95	+ ABS					
	2.0 16V GTI			10.90	05.95		13.0460-5983.2	605983			21713 16,5
	2.0 GTI R 4x4			10.90	05.95		13.0460-0295.2	610295			Belagsatz-Zubehör
	1.4			10.90	05.95	+ ABS	24.0107-0108.1	407108			234 7,0 6,0
	1.6 16V			10.90	05.95	+ ABS					
	1.6 16V 4x4			10.90	05.95	+ ABS					
	2.0 D			10.90	05.95	+ ABS					
	1.4			10.90	05.95	- ABS	03.0137-0265.2	650265			180 x 31
	1.6 16V			10.90	05.95	- ABS	03.0137-9165.2	669165			Bremsbacken-Zubehör
	2.0 D			10.90	05.95	- ABS					
	1.6 16V 4x4			10.90	05.95	- ABS	03.0137-0210.2	650210			229 x 41
				10.90	05.95	- ABS	03.0137-9112.2	669112			Bremsbacken-Zubehör
	1.4			10.90	05.95	- ABS	24.0218-0025.1	480082			180/181 x 37,5
	1.6 16V			10.90	05.95	- ABS					
	2.0 D			10.90	05.95	- ABS					
	1.6 16V 4x4			10.90	05.95	- ABS	24.0222-8021.1	480092			229/230 x 54,5

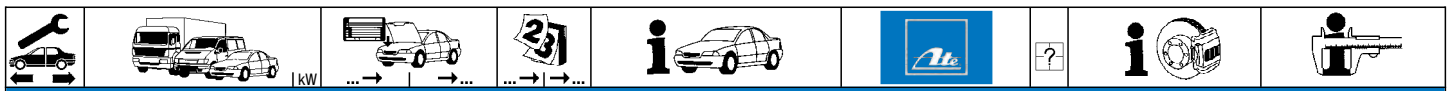
¹⁾ + 1 piston caliper / + pinza freno a 1 pistone / + étrier à 1 piston / + mordaza de freno
²⁾ + 2 piston caliper / + pinza freno a 2 pistoni / + étrier à 2 pistons / + pinza de dos pistones
³⁾ - high roof / - tetto rialzato / - toit surélevé / - techo sobrealzado
⁴⁾ + high roof / + tetto rialzato / + toit surélevé / + techo sobrealzado



								
NISSAN SUNNY (Y10) Kombi (90-00)								
	1.6 16V 1.6 16V 4x4 1.7 D 2.0 D			11.90 03.00 11.90 03.00 11.90 03.00 11.90 03.00		13.0460-5808.2 605808		21716 16,0 +/WK
	1.6 16V 1.6 16V 4x4 1.7 D 2.0 D			11.90 03.00 11.90 03.00 11.90 03.00 11.90 03.00		24.0118-0107.1 418107		240 18,0 16,0 V +B
	1.6 16V 1.6 16V 4x4 1.7 D 2.0 D			11.90 03.00 11.90 03.00 11.90 03.00 11.90 03.00		03.0137-0210.2 650210 03.0137-9112.2 669112		229 x 41 Bremsbacken-Zubehör
	1.6 16V 1.6 16V 4x4 1.7 D 2.0 D			11.90 06.95 11.90 06.95 11.90 06.95 11.90 06.95		24.0222-8021.1 480092		229/230 x 54,5
NISSAN TEANA (J31) (03-08)								
	2.0 i 16V 2.3 i V6 3.5 i V6	103 127 170		10.03 06.08 - ⊕ 10.03 06.08 - ⊕ 10.03 06.08 - ⊕		13.0460-5716.2 605716		21561 17,0 +/WK/Zub
	2.0 i 16V 2.3 i V6 3.5 i V6	103 127 170		10.03 06.08 - ⊕ 10.03 06.08 - ⊕ 10.03 06.08 - ⊕		13.0460-5843.2 605843		23871 14,3 +/WK AKE
NISSAN TEANA (J32) (08-)								
	2.3 2.5 V6 3.5 V6	127 134 183		07.08 06.10 - ⊕ 07.08 06.10 - ⊕ 07.08 06.10 - ⊕		13.0460-5843.2 605843		23871 14,3 +/WK AKE
NISSAN TERRANO I (WD21) (87-97)								
	2.4 i 4WD 2.7 TD 4WD 3.0 i V6 4WD	76 73 109		08.87 10.93 08.87 10.93 01.90 09.97		13.0460-5957.2 605957 13.0460-0289.2 610289		21347 17,0 +/WK AKE Belagsatz-Zubehör
	2.4 i 4WD 2.7 TD 4WD 3.0 i V6 4WD	76 73 109		08.87 10.93 08.87 10.93 01.90 09.97		24.0126-0109.1 426109		277 26,0 24,0 V
	2.4 i 4WD 2.7 TD 4WD	76 73		08.87 10.93 08.87 10.93		03.0137-0310.2 650310 03.0137-9273.2 669273		260 x 52 Bremsbacken-Zubehör
NISSAN TERRANO II (R20) (93-06)								
	2.4 i 4WD 2.4 i 4WD 2.7 TD 4WD 2.7 TDi 4WD 3.0 Di 4WD	87 91 74 92 113		05.96 11.05 02.93 04.96 02.93 01.02 05.96 11.05 05.02 04.06		13.0460-5959.2 605959		21481 15,5 LUC
	2.4 i 4WD 2.4 i 4WD 2.7 TD 4WD 2.7 TDi 4WD 3.0 Di 4WD	87 91 74 92 113		05.96 11.05 02.93 04.96 02.93 01.02 05.96 11.05 05.02 04.06		24.0126-0109.1 426109		277 26,0 24,0 V
	2.4 i 4WD 2.4 i 4WD 2.7 TD 4WD 2.7 TDi 4WD	87 91 74 92		05.96 09.99 02.93 04.96 02.93 09.99 05.96 09.99		03.0137-0376.2 650376 03.0137-9169.2 669169		254 x 58 HEB Bremsbacken-Zubehör
	2.4 i 4WD 2.4 i 4WD 2.7 TD 4WD 2.7 TDi 4WD	87 91 74 92		10.99 11.05 10.99 01.02 10.99 11.05 05.02 04.06		03.0137-0469.2 650469 03.0137-9268.2 669268		280 x 65 HEB Bremsbacken-Zubehör
	2.4 i 4WD 2.4 i 4WD 2.7 TD 4WD 2.7 TDi 4WD	87 91 74 92		05.96 09.99 02.93 04.96 02.93 09.99 05.96 09.99		24.0225-4014.1 480155		254/255,5 x 65
NISSAN TIIDA Schrägheck (C11X) (07-11)								
	1.5 dCi 1.6 i 16V 1.8 i 16V 1.8 i 16V Flex	78 81 93 92		09.07 04.11 09.07 04.11 09.07 04.11 05.09 04.11		13.0460-5716.2 605716 13.0460-0170.2 610170		21561 17,0 +/WK/Zub Belagsatz-Zubehör
	1.5 dCi 1.6 i 16V 1.8 i 16V 1.8 i 16V Flex	78 81 93 92		09.07 04.11 09.07 04.11 09.07 04.11 05.09 04.11		24.0124-0238.1 424238		280 24,0 22,0 V +B
	1.5 dCi 1.6 i 16V 1.8 i 16V 1.8 i 16V Flex	78 81 93 92		09.07 05.10 09.07 05.10 09.07 05.10 05.09 05.10		13.0460-5843.2 605843 13.0460-0213.2 610213		23871 14,3 +/WK AKE Belagsatz-Zubehör
	1.5 dCi 1.6 i 16V 1.8 i 16V 1.8 i 16V Flex	78 81 93 92		06.10 04.11 06.10 04.11 06.10 04.11 06.10 04.11		13.0460-5843.2 605843		23871 14,3 +/WK AKE

NISSAN TIIDA Schraegheck (C11X) (07-11)																																																		
	<table border="1"> <tr><td>1.5 dCi</td><td>78</td><td>09.07</td><td>04.11</td><td>24.0109-0166.1</td><td>409166</td><td>292 9,0 8,0 +B</td></tr> <tr><td>1.6 i 16V</td><td>81</td><td>09.07</td><td>04.11</td><td></td><td></td><td></td></tr> <tr><td>1.8 i 16V</td><td>93</td><td>09.07</td><td>04.11</td><td></td><td></td><td></td></tr> <tr><td>1.8 i 16V Flex</td><td>92</td><td>05.09</td><td>04.11</td><td></td><td></td><td></td></tr> </table>	1.5 dCi	78	09.07	04.11	24.0109-0166.1	409166	292 9,0 8,0 +B	1.6 i 16V	81	09.07	04.11				1.8 i 16V	93	09.07	04.11				1.8 i 16V Flex	92	05.09	04.11																								
1.5 dCi	78	09.07	04.11	24.0109-0166.1	409166	292 9,0 8,0 +B																																												
1.6 i 16V	81	09.07	04.11																																															
1.8 i 16V	93	09.07	04.11																																															
1.8 i 16V Flex	92	05.09	04.11																																															
NISSAN TIIDA Stufenheck (SC11X) (07-11)																																																		
	<table border="1"> <tr><td>1.5 dCi</td><td>76</td><td>01.07</td><td>04.11</td><td>13.0460-5716.2</td><td>605716</td><td>21561 17,0 +/-WK/Zub</td></tr> <tr><td>1.5 dCi</td><td>78</td><td>09.07</td><td>04.11</td><td>13.0460-0170.2</td><td>610170</td><td>Belagsatz-Zubehör</td></tr> <tr><td>1.6 i 16V</td><td>81</td><td>09.07</td><td>04.11</td><td></td><td></td><td></td></tr> <tr><td>1.8 i 16V</td><td>78</td><td>01.07</td><td>04.11</td><td></td><td></td><td></td></tr> <tr><td>1.8 i 16V</td><td>93</td><td>09.07</td><td>04.11</td><td></td><td></td><td></td></tr> <tr><td>1.8 i 16V</td><td>95</td><td>01.07</td><td>04.11</td><td></td><td></td><td></td></tr> <tr><td>1.8 i 16V Flex</td><td>93</td><td>07.10</td><td>04.11</td><td></td><td></td><td></td></tr> </table>	1.5 dCi	76	01.07	04.11	13.0460-5716.2	605716	21561 17,0 +/-WK/Zub	1.5 dCi	78	09.07	04.11	13.0460-0170.2	610170	Belagsatz-Zubehör	1.6 i 16V	81	09.07	04.11				1.8 i 16V	78	01.07	04.11				1.8 i 16V	93	09.07	04.11				1.8 i 16V	95	01.07	04.11				1.8 i 16V Flex	93	07.10	04.11			
1.5 dCi	76	01.07	04.11	13.0460-5716.2	605716	21561 17,0 +/-WK/Zub																																												
1.5 dCi	78	09.07	04.11	13.0460-0170.2	610170	Belagsatz-Zubehör																																												
1.6 i 16V	81	09.07	04.11																																															
1.8 i 16V	78	01.07	04.11																																															
1.8 i 16V	93	09.07	04.11																																															
1.8 i 16V	95	01.07	04.11																																															
1.8 i 16V Flex	93	07.10	04.11																																															
	<table border="1"> <tr><td>1.5 dCi</td><td>76</td><td>01.07</td><td>04.11</td><td>24.0124-0238.1</td><td>424238</td><td>280 24,0 22,0 V +B</td></tr> <tr><td>1.5 dCi</td><td>78</td><td>09.07</td><td>04.11</td><td></td><td></td><td></td></tr> <tr><td>1.6 i 16V</td><td>81</td><td>09.07</td><td>04.11</td><td></td><td></td><td></td></tr> <tr><td>1.8 i 16V</td><td>78</td><td>01.07</td><td>04.11</td><td></td><td></td><td></td></tr> <tr><td>1.8 i 16V</td><td>93</td><td>09.07</td><td>04.11</td><td></td><td></td><td></td></tr> <tr><td>1.8 i 16V</td><td>95</td><td>01.07</td><td>04.11</td><td></td><td></td><td></td></tr> <tr><td>1.8 i 16V Flex</td><td>93</td><td>07.10</td><td>04.11</td><td></td><td></td><td></td></tr> </table>	1.5 dCi	76	01.07	04.11	24.0124-0238.1	424238	280 24,0 22,0 V +B	1.5 dCi	78	09.07	04.11				1.6 i 16V	81	09.07	04.11				1.8 i 16V	78	01.07	04.11				1.8 i 16V	93	09.07	04.11				1.8 i 16V	95	01.07	04.11				1.8 i 16V Flex	93	07.10	04.11			
1.5 dCi	76	01.07	04.11	24.0124-0238.1	424238	280 24,0 22,0 V +B																																												
1.5 dCi	78	09.07	04.11																																															
1.6 i 16V	81	09.07	04.11																																															
1.8 i 16V	78	01.07	04.11																																															
1.8 i 16V	93	09.07	04.11																																															
1.8 i 16V	95	01.07	04.11																																															
1.8 i 16V Flex	93	07.10	04.11																																															
	<table border="1"> <tr><td>1.5 dCi</td><td>76</td><td>01.07</td><td>05.10</td><td>13.0460-5843.2</td><td>605843</td><td>23871 14,3 +/-WK AKE</td></tr> <tr><td>1.5 dCi</td><td>78</td><td>09.07</td><td>05.10</td><td>13.0460-0213.2</td><td>610213</td><td>Belagsatz-Zubehör</td></tr> <tr><td>1.6 i 16V</td><td>81</td><td>09.07</td><td>05.10</td><td></td><td></td><td></td></tr> <tr><td>1.8 i 16V</td><td>78</td><td>01.07</td><td>05.10</td><td></td><td></td><td></td></tr> <tr><td>1.8 i 16V</td><td>93</td><td>09.07</td><td>05.10</td><td></td><td></td><td></td></tr> <tr><td>1.8 i 16V</td><td>95</td><td>01.07</td><td>05.10</td><td></td><td></td><td></td></tr> </table>	1.5 dCi	76	01.07	05.10	13.0460-5843.2	605843	23871 14,3 +/-WK AKE	1.5 dCi	78	09.07	05.10	13.0460-0213.2	610213	Belagsatz-Zubehör	1.6 i 16V	81	09.07	05.10				1.8 i 16V	78	01.07	05.10				1.8 i 16V	93	09.07	05.10				1.8 i 16V	95	01.07	05.10										
1.5 dCi	76	01.07	05.10	13.0460-5843.2	605843	23871 14,3 +/-WK AKE																																												
1.5 dCi	78	09.07	05.10	13.0460-0213.2	610213	Belagsatz-Zubehör																																												
1.6 i 16V	81	09.07	05.10																																															
1.8 i 16V	78	01.07	05.10																																															
1.8 i 16V	93	09.07	05.10																																															
1.8 i 16V	95	01.07	05.10																																															
	<table border="1"> <tr><td>1.5 dCi</td><td>76</td><td>06.10</td><td>04.11</td><td>13.0460-5843.2</td><td>605843</td><td>23871 14,3 +/-WK AKE</td></tr> <tr><td>1.5 dCi</td><td>78</td><td>06.10</td><td>04.11</td><td></td><td></td><td></td></tr> <tr><td>1.6 i 16V</td><td>81</td><td>06.10</td><td>04.11</td><td></td><td></td><td></td></tr> <tr><td>1.8 i 16V</td><td>78</td><td>06.10</td><td>04.11</td><td></td><td></td><td></td></tr> <tr><td>1.8 i 16V</td><td>93</td><td>06.10</td><td>04.11</td><td></td><td></td><td></td></tr> <tr><td>1.8 i 16V</td><td>95</td><td>06.10</td><td>04.11</td><td></td><td></td><td></td></tr> <tr><td>1.8 i 16V Flex</td><td>93</td><td>07.10</td><td>04.11</td><td></td><td></td><td></td></tr> </table>	1.5 dCi	76	06.10	04.11	13.0460-5843.2	605843	23871 14,3 +/-WK AKE	1.5 dCi	78	06.10	04.11				1.6 i 16V	81	06.10	04.11				1.8 i 16V	78	06.10	04.11				1.8 i 16V	93	06.10	04.11				1.8 i 16V	95	06.10	04.11				1.8 i 16V Flex	93	07.10	04.11			
1.5 dCi	76	06.10	04.11	13.0460-5843.2	605843	23871 14,3 +/-WK AKE																																												
1.5 dCi	78	06.10	04.11																																															
1.6 i 16V	81	06.10	04.11																																															
1.8 i 16V	78	06.10	04.11																																															
1.8 i 16V	93	06.10	04.11																																															
1.8 i 16V	95	06.10	04.11																																															
1.8 i 16V Flex	93	07.10	04.11																																															
	<table border="1"> <tr><td>1.5 dCi</td><td>76</td><td>01.07</td><td>04.11</td><td>24.0109-0166.1</td><td>409166</td><td>292 9,0 8,0 +B</td></tr> <tr><td>1.5 dCi</td><td>78</td><td>09.07</td><td>04.11</td><td></td><td></td><td></td></tr> <tr><td>1.6 i 16V</td><td>81</td><td>09.07</td><td>04.11</td><td></td><td></td><td></td></tr> <tr><td>1.8 i 16V</td><td>78</td><td>01.07</td><td>04.11</td><td></td><td></td><td></td></tr> <tr><td>1.8 i 16V</td><td>93</td><td>09.07</td><td>04.11</td><td></td><td></td><td></td></tr> <tr><td>1.8 i 16V</td><td>95</td><td>01.07</td><td>04.11</td><td></td><td></td><td></td></tr> <tr><td>1.8 i 16V Flex</td><td>93</td><td>07.10</td><td>04.11</td><td></td><td></td><td></td></tr> </table>	1.5 dCi	76	01.07	04.11	24.0109-0166.1	409166	292 9,0 8,0 +B	1.5 dCi	78	09.07	04.11				1.6 i 16V	81	09.07	04.11				1.8 i 16V	78	01.07	04.11				1.8 i 16V	93	09.07	04.11				1.8 i 16V	95	01.07	04.11				1.8 i 16V Flex	93	07.10	04.11			
1.5 dCi	76	01.07	04.11	24.0109-0166.1	409166	292 9,0 8,0 +B																																												
1.5 dCi	78	09.07	04.11																																															
1.6 i 16V	81	09.07	04.11																																															
1.8 i 16V	78	01.07	04.11																																															
1.8 i 16V	93	09.07	04.11																																															
1.8 i 16V	95	01.07	04.11																																															
1.8 i 16V Flex	93	07.10	04.11																																															
NISSAN URVAN (E24) (87-97)																																																		
	<table border="1"> <tr><td>2.0</td><td></td><td>02.87</td><td>05.97</td><td>13.0460-5957.2</td><td>605957</td><td>21347 17,0 +/-WK AKE</td></tr> <tr><td>2.3 TD</td><td></td><td>02.87</td><td>12.88</td><td></td><td></td><td></td></tr> <tr><td>2.4</td><td></td><td>05.89</td><td>05.97</td><td></td><td></td><td></td></tr> <tr><td>2.5 TD</td><td></td><td>01.89</td><td>05.97</td><td></td><td></td><td></td></tr> </table>	2.0		02.87	05.97	13.0460-5957.2	605957	21347 17,0 +/-WK AKE	2.3 TD		02.87	12.88				2.4		05.89	05.97				2.5 TD		01.89	05.97																								
2.0		02.87	05.97	13.0460-5957.2	605957	21347 17,0 +/-WK AKE																																												
2.3 TD		02.87	12.88																																															
2.4		05.89	05.97																																															
2.5 TD		01.89	05.97																																															
	<table border="1"> <tr><td>2.0</td><td></td><td>02.87</td><td>05.97</td><td>03.0137-0310.2</td><td>650310</td><td>260 x 52</td></tr> <tr><td>2.3 TD</td><td></td><td>02.87</td><td>12.88</td><td>03.0137-9273.2</td><td>669273</td><td>Bremsbacken-Zubehör</td></tr> <tr><td>2.4</td><td></td><td>05.89</td><td>05.97</td><td></td><td></td><td></td></tr> <tr><td>2.5 TD</td><td></td><td>01.89</td><td>05.97</td><td></td><td></td><td></td></tr> </table>	2.0		02.87	05.97	03.0137-0310.2	650310	260 x 52	2.3 TD		02.87	12.88	03.0137-9273.2	669273	Bremsbacken-Zubehör	2.4		05.89	05.97				2.5 TD		01.89	05.97																								
2.0		02.87	05.97	03.0137-0310.2	650310	260 x 52																																												
2.3 TD		02.87	12.88	03.0137-9273.2	669273	Bremsbacken-Zubehör																																												
2.4		05.89	05.97																																															
2.5 TD		01.89	05.97																																															
NISSAN VANETTE (C220) (87-95)																																																		
	<table border="1"> <tr><td>1.5</td><td></td><td>04.87</td><td>01.95</td><td>13.0460-5937.2</td><td>605937</td><td>21119 17,0 +/-WK AKE</td></tr> <tr><td>2.0 D</td><td></td><td>04.87</td><td>01.95</td><td>13.0460-0322.2</td><td>610322</td><td>Belagsatz-Zubehör AKE</td></tr> </table>	1.5		04.87	01.95	13.0460-5937.2	605937	21119 17,0 +/-WK AKE	2.0 D		04.87	01.95	13.0460-0322.2	610322	Belagsatz-Zubehör AKE																																			
1.5		04.87	01.95	13.0460-5937.2	605937	21119 17,0 +/-WK AKE																																												
2.0 D		04.87	01.95	13.0460-0322.2	610322	Belagsatz-Zubehör AKE																																												
	<table border="1"> <tr><td>1.5</td><td></td><td>04.87</td><td>01.95</td><td>24.0122-0167.1</td><td>422167</td><td>250 22,0 20,0 V</td></tr> <tr><td>2.0 D</td><td></td><td>04.87</td><td>01.95</td><td></td><td></td><td></td></tr> </table>	1.5		04.87	01.95	24.0122-0167.1	422167	250 22,0 20,0 V	2.0 D		04.87	01.95																																						
1.5		04.87	01.95	24.0122-0167.1	422167	250 22,0 20,0 V																																												
2.0 D		04.87	01.95																																															
NISSAN VANETTE Bus (GC22) (86-95)																																																		
	<table border="1"> <tr><td>2.0</td><td></td><td>10.86</td><td>05.87</td><td>13.0460-5957.2</td><td>605957</td><td>21347 17,0 +/-WK AKE</td></tr> <tr><td>2.0 D</td><td></td><td>10.86</td><td>05.87</td><td></td><td></td><td></td></tr> <tr><td>2.4 i</td><td></td><td>10.86</td><td>05.87</td><td></td><td></td><td></td></tr> </table>	2.0		10.86	05.87	13.0460-5957.2	605957	21347 17,0 +/-WK AKE	2.0 D		10.86	05.87				2.4 i		10.86	05.87																															
2.0		10.86	05.87	13.0460-5957.2	605957	21347 17,0 +/-WK AKE																																												
2.0 D		10.86	05.87																																															
2.4 i		10.86	05.87																																															
	<table border="1"> <tr><td>2.0</td><td></td><td>10.86</td><td>12.95</td><td>03.0137-0310.2</td><td>650310</td><td>260 x 52</td></tr> <tr><td>2.0 D</td><td></td><td>10.86</td><td>12.95</td><td>03.0137-9273.2</td><td>669273</td><td>Bremsbacken-Zubehör</td></tr> <tr><td>2.4 i</td><td></td><td>10.86</td><td>12.95</td><td></td><td></td><td></td></tr> </table>	2.0		10.86	12.95	03.0137-0310.2	650310	260 x 52	2.0 D		10.86	12.95	03.0137-9273.2	669273	Bremsbacken-Zubehör	2.4 i		10.86	12.95																															
2.0		10.86	12.95	03.0137-0310.2	650310	260 x 52																																												
2.0 D		10.86	12.95	03.0137-9273.2	669273	Bremsbacken-Zubehör																																												
2.4 i		10.86	12.95																																															
NISSAN VANETTE Kasten (GC22) (87-95)																																																		
	<table border="1"> <tr><td>1.5</td><td></td><td>07.87</td><td>01.95</td><td>13.0460-5937.2</td><td>605937</td><td>21119 17,0 +/-WK AKE</td></tr> <tr><td>2.0 D</td><td></td><td>07.87</td><td>01.95</td><td>13.0460-0322.2</td><td>610322</td><td>Belagsatz-Zubehör AKE</td></tr> </table>	1.5		07.87	01.95	13.0460-5937.2	605937	21119 17,0 +/-WK AKE	2.0 D		07.87	01.95	13.0460-0322.2	610322	Belagsatz-Zubehör AKE																																			
1.5		07.87	01.95	13.0460-5937.2	605937	21119 17,0 +/-WK AKE																																												
2.0 D		07.87	01.95	13.0460-0322.2	610322	Belagsatz-Zubehör AKE																																												
	<table border="1"> <tr><td>1.5</td><td></td><td>07.87</td><td>01.95</td><td>24.0122-0167.1</td><td>422167</td><td>250 22,0 20,0 V</td></tr> <tr><td>2.0 D</td><td></td><td>07.87</td><td>01.95</td><td></td><td></td><td></td></tr> </table>	1.5		07.87	01.95	24.0122-0167.1	422167	250 22,0 20,0 V	2.0 D		07.87	01.95																																						
1.5		07.87	01.95	24.0122-0167.1	422167	250 22,0 20,0 V																																												
2.0 D		07.87	01.95																																															
	<table border="1"> <tr><td>1.5</td><td></td><td>07.87</td><td>01.95</td><td>- Fenster ¹⁾</td><td>03.0137-0210.2</td><td>650210</td><td>229 x 41</td></tr> <tr><td>2.0 D</td><td></td><td>07.87</td><td>01.95</td><td>- Fenster ¹⁾</td><td>03.0137-9112.2</td><td>669112</td><td>Bremsbacken-Zubehör</td></tr> <tr><td>1.5</td><td></td><td>07.87</td><td>01.95</td><td>+ Fenster ²⁾</td><td>03.0137-0310.2</td><td>650310</td><td>260 x 52</td></tr> <tr><td>2.0 D</td><td></td><td>07.87</td><td>01.95</td><td>+ Fenster ²⁾</td><td>03.0137-9273.2</td><td>669273</td><td>Bremsbacken-Zubehör</td></tr> </table>	1.5		07.87	01.95	- Fenster ¹⁾	03.0137-0210.2	650210	229 x 41	2.0 D		07.87	01.95	- Fenster ¹⁾	03.0137-9112.2	669112	Bremsbacken-Zubehör	1.5		07.87	01.95	+ Fenster ²⁾	03.0137-0310.2	650310	260 x 52	2.0 D		07.87	01.95	+ Fenster ²⁾	03.0137-9273.2	669273	Bremsbacken-Zubehör																	
1.5		07.87	01.95	- Fenster ¹⁾	03.0137-0210.2	650210	229 x 41																																											
2.0 D		07.87	01.95	- Fenster ¹⁾	03.0137-9112.2	669112	Bremsbacken-Zubehör																																											
1.5		07.87	01.95	+ Fenster ²⁾	03.0137-0310.2	650310	260 x 52																																											
2.0 D		07.87	01.95	+ Fenster ²⁾	03.0137-9273.2	669273	Bremsbacken-Zubehör																																											
NISSAN X-TRAIL (T30) (01-07)																																																		
	<table border="1"> <tr><td>2.0 i 16V</td><td>103</td><td>07.01</td><td>02.07</td><td>13.0460-5842.2</td><td>605842</td><td>23420 16,5</td></tr> <tr><td>2.0 i 16V</td><td>110</td><td>09.01</td><td>02.07</td><td>13.0460-0340.2</td><td>610340</td><td>Belagsatz-Zubehör</td></tr> <tr><td>2.0 i 16V 4x4</td><td>103</td><td>07.01</td><td>02.07</td><td></td><td></td><td></td></tr> <tr><td>2.0 i 16V 4x4</td><td>110</td><td>09.01</td><td>02.07</td><td></td><td></td><td></td></tr> <tr><td>2.0 i 16V 4x4</td><td>206</td><td>06.01</td><td>02.07</td><td></td><td></td><td></td></tr> </table>	2.0 i 16V	103	07.01	02.07	13.0460-5842.2	605842	23420 16,5	2.0 i 16V	110	09.01	02.07	13.0460-0340.2	610340	Belagsatz-Zubehör	2.0 i 16V 4x4	103	07.01	02.07				2.0 i 16V 4x4	110	09.01	02.07				2.0 i 16V 4x4	206	06.01	02.07																	
2.0 i 16V	103	07.01	02.07	13.0460-5842.2	605842	23420 16,5																																												
2.0 i 16V	110	09.01	02.07	13.0460-0340.2	610340	Belagsatz-Zubehör																																												
2.0 i 16V 4x4	103	07.01	02.07																																															
2.0 i 16V 4x4	110	09.01	02.07																																															
2.0 i 16V 4x4	206	06.01	02.07																																															

1) - window / - finestrino / - fenêtre / - ventana
2) + window / + finestrino / + fenêtre / + ventana



NISSAN X-TRAIL (T30) (01-07)

	2.2 DCi 84 2.2 dCi 100 2.2 dCi 4x4 100 2.2 DCi FWD 84 2.2 Di 4x4 84 2.5 i 16V 4x4 121 2.5 i 16V 4x4 132 2.5 i 16V 4x4 134 2.5 i 16V FWD 131			10.04 02.07 12.03 02.07 12.03 02.07 07.01 09.03 07.01 09.03 01.03 02.07 11.02 02.07 09.01 02.07 11.02 02.07	13.0460-5842.2 605842 13.0460-0340.2 610340		23420 16,5 Belagsatz-Zubehör
	2.0 i 16V 103 2.0 i 16V 110 2.0 i 16V 4x4 103 2.0 i 16V 4x4 110 2.0 i 16V 4x4 206 2.2 DCi 84 2.2 dCi 100 2.2 dCi 4x4 100 2.2 DCi FWD 84 2.2 Di 4x4 84 2.5 i 16V 4x4 121 2.5 i 16V 4x4 132 2.5 i 16V 4x4 134 2.5 i 16V FWD 131			07.01 02.07 09.01 02.07 07.01 02.07 09.01 02.07 06.01 02.07 10.04 02.07 12.03 02.07 12.03 02.07 07.01 09.03 07.01 09.03 01.03 02.07 11.02 02.07 09.01 02.07 11.02 02.07	24.0128-0140.1 428140		280 28,0 26,0 V +B
	2.0 i 16V 103 2.0 i 16V 110 2.0 i 16V 4x4 103 2.0 i 16V 4x4 110 2.0 i 16V 4x4 206 2.2 DCi 84 2.2 dCi 100 2.2 dCi 4x4 100 2.2 DCi FWD 84 2.2 Di 4x4 84 2.5 i 16V 4x4 121 2.5 i 16V 4x4 132 2.5 i 16V 4x4 134 2.5 i 16V FWD 131			07.01 02.07 09.01 02.07 07.01 02.07 09.01 02.07 06.01 02.07 10.04 02.07 12.03 02.07 12.03 02.07 07.01 09.03 07.01 09.03 01.03 02.07 11.02 02.07 09.01 02.07 11.02 02.07	13.0460-5843.2 605843 13.0460-0341.2 610341		23871 14,3 +/WK AKE Belagsatz-Zubehör
	2.0 i 16V 103 2.0 i 16V 110 2.0 i 16V 4x4 103 2.0 i 16V 4x4 110 2.0 i 16V 4x4 206 2.2 DCi 84 2.2 dCi 100 2.2 dCi 4x4 100 2.2 DCi FWD 84 2.2 Di 4x4 84 2.5 i 16V 4x4 121 2.5 i 16V 4x4 132 2.5 i 16V 4x4 134 2.5 i 16V FWD 131			07.01 02.07 09.01 02.07 07.01 02.07 09.01 02.07 06.01 02.07 10.04 02.07 12.03 02.07 12.03 02.07 07.01 09.03 07.01 09.03 01.03 02.07 11.02 02.07 09.01 02.07 11.02 02.07	24.0116-0119.1 416119		292 16,0 14,0 V +B
	2.0 i 16V 103 2.0 i 16V 110 2.0 i 16V 4x4 103 2.0 i 16V 4x4 110 2.0 i 16V 4x4 206 2.2 DCi 84 2.2 dCi 100 2.2 dCi 4x4 100 2.2 DCi FWD 84 2.2 Di 4x4 84 2.5 i 16V 4x4 121 2.5 i 16V 4x4 132 2.5 i 16V 4x4 134 2.5 i 16V FWD 131			07.01 02.07 09.01 02.07 07.01 02.07 09.01 02.07 06.01 02.07 10.04 02.07 12.03 02.07 12.03 02.07 07.01 09.03 07.01 09.03 01.03 02.07 11.02 02.07 09.01 02.07 11.02 02.07	03.0137-0460.2 650460 03.0137-9293.2 669293		172 x 22 Bremsbacken-Zubehör

NISSAN X-TRAIL (T31) (07-14)

	2.0 103 2.0 104 2.0 4x4 101 2.0 dCi 110 2.0 dCi 127 2.0 dCi 4x4 130 2.0 dCi FWD 110 2.0 FWD 103 2.0 FWD 104 2.5 124 2.5 4x4 122			06.08 05.14 06.07 05.14 06.07 05.14 06.07 05.14 06.07 05.14 10.09 05.14 06.07 05.14 06.08 05.14 03.07 05.14 06.07 05.14 01.12 05.14	13.0460-5752.2 605752 13.0470-5752.2 LD5752 13.0460-0212.2 610212		24632 17,0 24632 17,0 Belagsatz-Zubehör
	2.0 103 2.0 104 2.0 4x4 101 2.0 dCi 110 2.0 dCi 127 2.0 dCi 4x4 130 2.0 dCi FWD 110 2.0 FWD 103 2.0 FWD 104			06.08 12.10 06.07 12.10 06.07 12.10 06.07 12.10 06.07 12.10 10.09 12.10 06.07 12.10 06.08 12.10 03.07 12.10	24.0126-0154.1 426154		296 26,0 24,0 V +B





NISSAN X-TRAIL (T31) (07-14)

	2.5	124		06.07	12.10		24.0126-0154.1	426154		296 26,0 24,0 V +B
	2.0	103		01.11	05.14		24.0126-0177.1	426177		296 26,0 24,0 V +B
	2.0	104		01.11	05.14					
	2.0 4x4	101		01.11	05.14					
	2.0 dCi	110		01.11	05.14					
	2.0 dCi	127		01.11	05.14					
	2.0 dCi 4x4	130		01.11	05.14					
	2.0 dCi FWD	110		01.11	05.14					
	2.0 FWD	103		01.11	05.14					
	2.0 FWD	104		01.11	05.14					
	2.5	124		01.11	05.14					
	2.5 4x4	122		01.12	05.14					
	2.0	103		06.08	05.14		13.0460-5843.2	605843		23871 14,3 +WK AKE
	2.0	104		06.07	05.14		13.0460-0213.2	610213		Belagsatz-Zubehör
	2.0 4x4	101		06.07	05.14					
	2.0 dCi	110		06.07	05.14					
	2.0 dCi	127		06.07	05.14					
	2.0 dCi 4x4	130		10.09	05.14					
	2.0 dCi FWD	110		06.07	05.14					
	2.0 FWD	103		06.08	05.14					
	2.0 FWD	104		03.07	05.14					
	2.5	124		06.07	05.14					
	2.5 4x4	122		01.12	05.14					
	2.0	103		06.08	05.14		24.0116-0119.1	416119		292 16,0 14,0 V +B
	2.0	104		06.07	05.14					
	2.0 4x4	101		06.07	05.14					
	2.0 dCi	110		06.07	05.14					
	2.0 dCi	127		06.07	05.14					
	2.0 dCi 4x4	130		10.09	05.14					
	2.0 dCi FWD	110		06.07	05.14					
	2.0 FWD	103		06.08	05.14					
	2.0 FWD	104		03.07	05.14					
	2.5	124		06.07	05.14					
	2.5 4x4	122		01.12	05.14					
	2.0	103		06.08	05.14		03.0137-3012.2	653012		172 x 32
	2.0	104		06.07	05.14					
	2.0 4x4	101		06.07	05.14					
	2.0 dCi	110		06.07	05.14					
	2.0 dCi	127		06.07	05.14					
	2.0 dCi 4x4	130		10.09	05.14					
	2.0 dCi FWD	110		06.07	05.14					
	2.0 FWD	103		06.08	05.14					
	2.0 FWD	104		03.07	05.14					
	2.5	124		06.07	05.14					
	2.5 4x4	122		01.12	05.14					

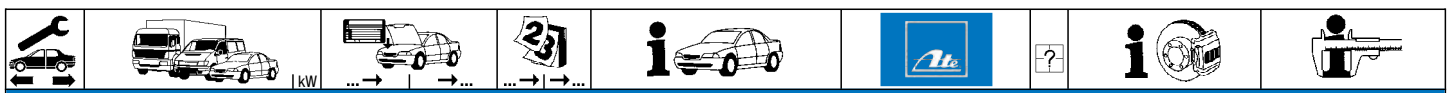
OPEL ADAM / Vauxhall Adam (13-)

	1.0	50		07.13		+ Bremsscheibendurchm. 257 mm ¹⁾	13.0460-3839.2	603839		23982 18,1 +WK/Zub/S BOS
	1.0 ECOTEC DIT	66		07.14		+ Bremsscheibendurchm. 257 mm ¹⁾	13.0470-3839.2	LD3839		23982 18,1 +WK/Zub/S BOS
	1.0 ECOTEC DIT	85		07.14		+ Bremsscheibendurchm. 257 mm ¹⁾				
	1.2	69		07.13		+ Bremsscheibendurchm. 257 mm ¹⁾				
	1.2 ecoFLEX	51		01.13		+ Bremsscheibendurchm. 257 mm ¹⁾				
	1.4 ecoFLEX	64		01.13		+ Bremsscheibendurchm. 257 mm ¹⁾				
	1.4 ecoFLEX	74		01.13		+ Bremsscheibendurchm. 257 mm ¹⁾				
	1.4 LPG	64		07.13		+ Bremsscheibendurchm. 257 mm ¹⁾				
	1.4 T ecoFlex	110		11.14		+ Bremsscheibendurchm. 257 mm ¹⁾				
	1.0	50		07.13		+ Bremsscheibendurchm. 308 mm ²⁾	13.0460-7179.2	607179		23832 20,2 +WK ATE
	1.0 ECOTEC DIT	66		07.14		+ Bremsscheibendurchm. 308 mm ²⁾	13.0470-7179.2	LD7179		23832 20,2 +WK ATE
	1.0 ECOTEC DIT	85		07.14		+ Bremsscheibendurchm. 308 mm ²⁾				
	1.2	69		07.13		+ Bremsscheibendurchm. 308 mm ²⁾				
	1.2 ecoFLEX	51		01.13		+ Bremsscheibendurchm. 308 mm ²⁾				
	1.4 ecoFLEX	64		01.13		+ Bremsscheibendurchm. 308 mm ²⁾				
	1.4 ecoFLEX	74		01.13		+ Bremsscheibendurchm. 308 mm ²⁾				
	1.4 LPG	64		07.13		+ Bremsscheibendurchm. 308 mm ²⁾				
	1.4 T ecoFlex	110		11.14		+ Bremsscheibendurchm. 308 mm ²⁾				
	1.0	50		07.13			24.0122-0231.1	422231		257 22,0 20,0 V +S +B
	1.0 ECOTEC DIT	66		07.14						
	1.0 ECOTEC DIT	85		07.14						
	1.2	69		07.13						
	1.2 ecoFLEX	51		01.13						
	1.4 ecoFLEX	64		01.13						
	1.4 ecoFLEX	74		01.13						
	1.4 LPG	64		07.13						
	1.4 T ecoFlex	110		11.14						
	1.0	50		07.13			24.0122-0241.1	422241		284 22,0 20,0 V +S +B
	1.0 ECOTEC DIT	66		07.14						
	1.0 ECOTEC DIT	85		07.14						
	1.2	69		07.13						
	1.2 ecoFLEX	51		01.13						
	1.4 ecoFLEX	64		01.13						
	1.4 ecoFLEX	74		01.13						
	1.4 LPG	64		07.13						
	1.4 T ecoFlex	110		11.14						
	1.0	50		07.13			24.0125-0142.1	425142		308 25,0 22,0 V L +S +B
	1.0 ECOTEC DIT	66		07.14			24.0325-0142.1	525142		308 25,0 22,0 V L +S +B PD
	1.0 ECOTEC DIT	85		07.14						

¹⁾ + brake disc diameter 257mm / + diametro dischi freno 257mm / + diamètre disques frein 257mm / + diámetro disco freno 257mm

²⁾ + brake disc diameter 308mm / + diametro dischi freno 308mm / + diamètre disques frein 308mm / + diámetro disco freno 308mm





OPEL ADAM / Vauxhall Adam (13-)

	1.2 1.2 ecoFLEX 1.4 ecoFLEX 1.4 ecoFLEX 1.4 LPG 1.4 T ecoFlex	69 51 64 74 64 110		07.13 01.13 01.13 01.13 07.13 11.14		24.0125-0142.1 24.0325-0142.1	425142 525142			308 25,0 22,0 V L +S +B 308 25,0 22,0 V L +S +B PD	
	1.0 1.0 ECOTEC DIT 1.0 ECOTEC DIT 1.2 1.2 ecoFLEX 1.4 ecoFLEX 1.4 ecoFLEX 1.4 LPG 1.4 T ecoFlex	50 66 85 69 51 64 74 64 110	E6999999 E6999999 E6999999 E6999999 E6999999 E6999999 E6999999 E6999999 E6999999	07.13 07.14 07.14 07.13 01.13 01.13 01.13 07.13 11.14		03.0137-0479.2 03.0137-9310.2 03.0137-0478.2 03.0137-9309.2	650479 669310 650478 669309	8" Bremse 1) 8" Bremse 1) 9" Bremse 2) 9" Bremse 2)	203 x 38 HEB Bremsbacken-Zubehör 228 x 42 HEB Bremsbacken-Zubehör	AP AP AP AP	
	1.0 1.0 ECOTEC DIT 1.0 ECOTEC DIT 1.2 1.2 ecoFLEX 1.4 ecoFLEX 1.4 ecoFLEX 1.4 LPG 1.4 T ecoFlex	50 66 85 69 51 64 74 64 110	F6000001 F6000001 F6000001 F6000001 F6000001 F6000001 F6000001 F6000001 F6000001			03.0137-0479.2 03.0137-9310.2 03.0137-0478.2 03.0137-9309.2	650479 669310 650478 669309	8" Bremse 1) 8" Bremse 1) 9" Bremse 2) 9" Bremse 2)	203 x 38 HEB Bremsbacken-Zubehör 228 x 42 HEB Bremsbacken-Zubehör	AP AP AP AP	
	1.0 1.0 ECOTEC DIT 1.0 ECOTEC DIT 1.2 1.2 ecoFLEX 1.4 ecoFLEX 1.4 ecoFLEX 1.4 LPG 1.4 T ecoFlex	50 66 85 69 51 64 74 64 110	E6999999 E6999999 E6999999 E6999999 E6999999 E6999999 E6999999 E6999999 E6999999	07.13 07.14 07.14 07.13 01.13 01.13 01.13 07.13 11.14		03.0520-6819.3	696819	9" Bremse 2)	19,05/228x42 TopKit	AP	

OPEL AGILA / Vauxhall Agila Mk I (00-07)

	1.0 1.0 12V 1.2 16V 1.2 16V Twinport 1.3 CDTI	44 43 55 59 51		08.03 07.07 09.00 07.07 07.04 08.03		13.0460-3995.2	603995			23605 15,7 +/WK/Zub/S BOS	
	1.0 1.0 12V 1.2 16V 1.2 16V Twinport 1.3 CDTI	44 43 55 59 51	3G002367 3G002367 3G002367 3G002367 3G002367	08.03 09.00 09.00 07.04 08.03		24.0112-0153.1	412153			247 12,0 10,5 +B	
	1.0 1.0 12V 1.2 16V 1.2 16V Twinport 1.3 CDTI	44 43 55 59 51	3G002368 3G002368 3G002368 3G002368 3G002368	07.07 07.07 07.07 07.07 07.07		24.0117-0106.1	417106			253 17,0 15,0 V +B	
	1.0 12V 1.2 16V	43 55	2G999999 2G999999	09.00 09.00		03.0137-0399.2 03.0137-9286.2	650399 669286			180 x 26 HEB Bremsbacken-Zubehör	
	1.0 1.0 12V 1.2 16V 1.2 16V Twinport 1.3 CDTI	44 43 55 59 51	3G0000001 3G0000001 3G0000001 3G0000001 3G0000001	08.03 07.07 07.07 07.04 08.03		03.0137-0465.2 03.0137-9300.2	650465 669300			200 x 29 HEB Bremsbacken-Zubehör	
	1.0 12V 1.2 16V	43 55	2G999999 2G999999	09.00 09.00		24.0218-0039.1	480160	ohne Sensorring 3)		180/182 x 34,5	
	1.0 1.0 12V 1.2 16V 1.2 16V Twinport 1.3 CDTI	44 43 55 59 51	4G000001 4G000001 4G000001 4G000001 4G000001	07.07 07.07 07.07 07.07 07.07		24.0220-0045.1	480189	ohne Sensorring 3)		200/202 x 38	
	1.0 12V 1.2 16V	43 55	2G999999 2G999999	09.00 09.00		03.0520-1315.3	691315			15,87/180x26 TopKit	
	1.0 1.0 12V 1.2 16V 1.3 CDTI	44 43 55 51	3G0000001 3G0000001 3G0000001 3G0000001	08.03 07.07 07.07 08.03		03.0520-1415.3	691415			15,87/200x29 TopKit	



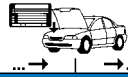



















OPEL AGILA / Vauxhall Agila Mk II (08-)

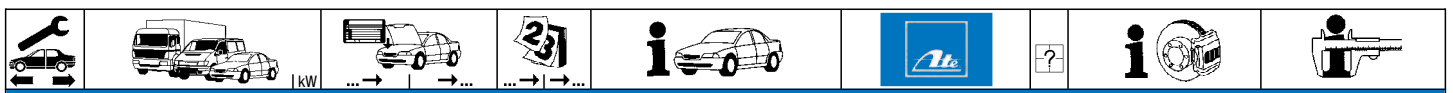
	1.0 1.0 1.2 1.2 1.3 CDTI	48 50 63 69 55		01.08 07.11 01.08 11.10 01.08		13.0460-5700.2	605700			23973 17,0 +/WK/S LUC	
	1.0 1.0 1.2 1.2 1.3 CDTI	48 50 63 69 55		01.08 07.11 01.08 11.10 01.08		24.0120-0211.1	420211			252 20,0 18,0 V +S +B	

1) 8" brake / servofreno da 8" / frein de 8" / freno de 8"

2) 9" brake / servofreno da 9" / frein de 9" / freno de 9"

3) without sensor ring / senza sensori / sans secours ABS / sin anillo sensor ABS

	 kW							
OPEL AGILA / Vauxhall Agila Mk II (08-)								
	1.0	48	01.08		24.0710-5007.3	360339		Radsensor L=720
	1.0	50	07.11		24.0710-5008.3	360340		Radsensor L=720
	1.2	63	01.08					
	1.2	69	11.10					
	1.3 CDTI	55	01.08					
	1.0	48	01.08		24.0710-5009.3	360341		Radsensor L=1285
	1.0	50	07.11		24.0710-5010.3	360342		Radsensor L=1285
	1.2	63	01.08					
	1.2	69	11.10					
	1.3 CDTI	55	01.08					
	1.0	48	01.08		03.0137-0466.2	650466		200 x 32 HEB BOS
	1.0	50	07.11		03.0137-9287.2	669287		Bremsbacken-Zubehör BOS
	1.2	63	01.08					
	1.2	69	11.10					
	1.3 CDTI	55	01.08					
	1.0	48	01.08		03.0520-6919.3	696919		19,05/200x32 TopKit BOS
	1.0	50	07.11					
	1.2	63	01.08					
	1.2	69	11.10					
	1.3 CDTI	55	01.08					
OPEL ANTARA / Vauxhall Antara (06-)								
	2.0 CDTi 4x4	93	03.07		13.0460-5785.2	605785		24510 17,0 +/-WK
	2.0 CDTi 4x4	110	07.06					
	2.0 CDTi FWD	93	09.08					
	2.0 CDTi FWD	110	08.06					
	2.2 CDTi 4x4	120	12.10					
	2.2 CDTi 4x4	135	12.10					
	2.2 CDTi FWD	120	12.10					
	2.4	104	07.06					
	2.4 4x4	103	01.07					
	2.4 4x4	123	12.10					
	2.4 FWD	103	09.08					
	2.4 FWD	123	12.10					
	3.0 4X4	190	12.10					
	3.2 V6	167	07.06					
	2.0 CDTi 4x4	93	03.07		24.0129-0101.1	429101		296 29,0 27,5 V L +B
	2.0 CDTi 4x4	110	07.06					
	2.0 CDTi FWD	93	09.08					
	2.0 CDTi FWD	110	08.06					
	2.2 CDTi 4x4	120	12.10					
	2.2 CDTi 4x4	135	12.10					
	2.2 CDTi FWD	120	12.10					
	2.4	104	07.06					
	2.4 4x4	103	01.07					
	2.4 4x4	123	12.10					
	2.4 FWD	103	09.08					
	2.4 FWD	123	12.10					
	3.0 4X4	190	12.10					
	3.2 V6	167	07.06					
	2.0 CDTi 4x4	93	03.07		13.0460-5788.2	605788		24498 14,7 +/-WK/Zub
	2.0 CDTi 4x4	110	07.06		13.0460-0135.2	610135		Belagsatz-Zubehör
	2.0 CDTi FWD	93	09.08					
	2.0 CDTi FWD	110	08.06					
	2.2 CDTi 4x4	120	12.10					
	2.2 CDTi 4x4	135	12.10					
	2.2 CDTi FWD	120	12.10					
	2.4	104	07.06					
	2.4 4x4	103	01.07					
	2.4 4x4	123	12.10					
	2.4 FWD	103	09.08					
	2.4 FWD	123	12.10					
	3.0 4X4	190	12.10					
	3.2 V6	167	07.06					
	2.0 CDTi 4x4	93	03.07		24.0120-0209.1	420209		303 20,0 18,4 V L +B
	2.0 CDTi 4x4	110	07.06					
	2.0 CDTi FWD	93	09.08					
	2.0 CDTi FWD	110	08.06					
	2.2 CDTi 4x4	120	12.10					
	2.2 CDTi 4x4	135	12.10					
	2.2 CDTi FWD	120	12.10					
	2.4	104	07.06					
	2.4 4x4	103	01.07					
	2.4 4x4	123	12.10					
	2.4 FWD	103	09.08					
	2.4 FWD	123	12.10					
	3.0 4X4	190	12.10					
	3.2 V6	167	07.06					
	2.0 CDTi 4x4	93	03.07		03.0137-3011.2	653011		188 x 26
	2.0 CDTi 4x4	110	07.06					
	2.0 CDTi FWD	93	09.08					
	2.0 CDTi FWD	110	08.06					
	2.2 CDTi 4x4	120	12.10					
	2.2 CDTi 4x4	135	12.10					
	2.2 CDTi FWD	120	12.10					
	2.4	104	07.06					



OPEL ASTRA F / Vauxhall Astra MKIII (91-01)

	1.4 Si	60		10.91	09.98		24.0120-0115.1	420115		236 20,0 17,0 V L +S +B
	1.6 Cabrio			10.91	03.01		24.0320-0115.1	520115		236 20,0 17,0 V L +S +B PD
	1.6 N Caravan			10.91	09.98					
	1.6 N Limousine			10.91	09.98	+ Automatikgetriebe 1)				
	1.6 N Limousine	T5000074		09.98	09.98	+ Schaltgetriebe 2)				
	1.6 S			10.91	09.98					
	1.6 Si			03.92	12.94					
	1.7 D			10.91	09.98	- verstärkte Bremse 3)				
	1.7 TD			10.91	09.98	- verstärkte Bremse 3)				
	1.7 TD Caravan			10.91	09.98	- verstärkte Bremse 3)				
1.8	66		10.91	09.98		24.0120-0140.1	420140		256 20,0 17,0 V L +S +B	
1.4 16V	66		10.91	09.98		24.0124-0115.1	424115		256 24,0 21,0 V L +S +B	
1.4 S			10.91	09.98	+ verstärkte Bremse 4)	24.0324-0115.1	524115		256 24,0 21,0 V L +S +B PD	
1.4 Si	60		10.91	09.98						
1.6			10.91	09.98						
1.6 16V			02.93	09.98						
1.7 D			10.91	09.98	+ verstärkte Bremse 4)					
1.7 TD			10.91	09.98	+ verstärkte Bremse 4)					
1.7 TD Caravan			10.91	09.98	+ verstärkte Bremse 4)					
1.8 16V			10.91	09.98						
1.8 Cabrio			10.91	03.01						
2.0			10.91	09.98						
2.0 16V			10.91	09.98						
2.0 Cabrio			10.91	10.94						
2.0 GSi			10.91	09.98						
2.0 GSi 16V			10.91	09.98						
	1.8 16V		10.91	09.98		13.0460-4043.2	604043		21140 15,0	ATE
	2.0 GSi		10.91	09.98		13.0460-0217.2	610217		Belagsatz-Zubehör	ATE
	2.0 GSi 16V		10.91	09.98						
	1.8 16V		10.91	09.98		24.0110-0204.1	410204		260 10,0 8,0 +B	
	2.0 GSi		10.91	09.98						
	2.0 GSi 16V		10.91	09.98						
	1.4 N Limousine		SP999999	10.91		03.0137-0266.2	650266		200 x 29 HEB	
	1.4 S Limousine		SP999999	10.91	+ Schaltgetriebe 2)	03.0137-9166.2	669166		Bremsbacken-Zubehör	
	1.6 N Limousine		SP999999	10.91	+ Schaltgetriebe 2)					
	1.7 D Limousine		SP999999	10.91	+ Schaltgetriebe 2)					
	1.4 Cabrio		SP999999	10.91	03.01	03.0137-0267.2	650267		200 x 46 HEB	
	1.4 Caravan		SP999999	10.91	09.98	03.0137-9167.2	669167		Bremsbacken-Zubehör	
	1.4 N Limousine	T2500001		10.91	09.98					
	1.4 S Limousine	T2500001		10.91	09.98	+ Automatikgetriebe 1)				
	1.4 S Limousine	T2500001		09.98	09.98	+ Schaltgetriebe 2)				
	1.6 16V Limousine			02.93	09.98					
	1.6 Cabrio			10.91	03.01					
	1.6 Caravan		SP999999	10.91	09.98					
	1.6 N Limousine			10.91	09.98	+ Automatikgetriebe 1)				
	1.6 N Limousine	T2500001		09.98	09.98	+ Schaltgetriebe 2)				
	1.6 S Limousine			10.91	09.98					
	1.7 D Caravan		SP999999	10.91	09.98					
	1.7 D Limousine	T2500001		10.91	09.98	+ Automatikgetriebe 1)				
	1.7 D Limousine	T2500001		09.98	09.98	+ Schaltgetriebe 2)				
	1.7 TD Caravan		SP999999	10.91	09.98					
	1.7 TD Limousine			10.91	09.98					
	1.8 16V Cabrio	85		11.94	03.01					
	1.8 16V Caravan	85	SP999999	07.94	09.98					
	1.8 16V Limousine	85		11.94	09.98					
	1.8 Cabrio			10.91	03.01					
	1.8 Caravan		SP999999	10.91	09.98					
	1.8 Limousine	66		10.91	09.98					
	2.0 Cabrio			10.91	10.94					
	2.0 Caravan		SP999999	10.91	09.98					
	2.0 Limousine	85		10.91	09.98					
	1.4 Caravan	T2500001		09.98	09.98	03.0137-0322.2	650322		230 x 42	
	1.6 Caravan	T2500001		09.98	09.98	03.0137-9215.2	669215		Bremsbacken-Zubehör	
	1.7 D Caravan	T2500001		09.98	09.98					
	1.7 TD Caravan	T2500001		09.98	09.98					
	1.8 16V Caravan	85 T2500001		01.98	09.98					
	1.8 Caravan	T2500001		09.98	09.98					
	2.0 Caravan	T2500001		09.98	09.98					
	1.4 N Limousine			10.91	09.98		24.0220-0011.2	480016		200/201 x 38
	1.4 S Limousine			10.91	09.98	- verstärkte Br./+ Schaltgetr. 5)				
	1.6 N Limousine			10.91	09.98	+ Schaltgetriebe 2)				
	1.7 D Limousine			10.91	09.98	- verstärkte Bremse 3)				
	1.4 Cabrio			10.91	03.01		24.0220-0001.2	480013		200/201 x 53
	1.4 Caravan		ST999999	10.91	09.98					
	1.4 S Limousine			10.91	09.98	+ Automatikgetriebe 1)				
	1.4 S Limousine			10.91	09.98	+ verstärkte Bremse/+ Schaltgetr. 6)				
	1.6 16V Limousine			02.93	09.98					
	1.6 Cabrio			10.91	03.01					
	1.6 Caravan		ST999999	10.91	09.98					
	1.6 N Limousine			10.91	09.98	+ Automatikgetriebe 1)				
	1.6 S Limousine			10.91	09.98					
	1.7 D Caravan		ST999999	10.91	09.98					
	1.7 D Limousine			10.91	09.98	+ verstärkte Bremse 4)				
	1.7 TD Caravan		ST999999	10.91	09.98					
	1.7 TD Limousine			10.91	09.98					
	1.8 16V Cabrio	85		11.94	03.01					

1) + autom.transmission / + scatola cambio automatico / + transmission automatique / + cambio automático

2) + manual transmission / + scatola cambio velocità / + transmission mécanique / + cambio de velocidad

3) - heavy duty brake / - freno rinforzato / - frein renforcé / - freno reforzado

4) + heavy duty brake / + freno rinforzato / + frein renforcé / + freno reforzado

5) - heavy duty br./- manual trans. / - fr.rinforzato/+ scatola camb.velocità / - frein renforcé/ + transm.mécanique / - freno reforzado/+ camb.velocidad

6) + heavy duty br./+ manual transm. / + fr.rinforzato/+ scatola camb.velocità / + frein renforcé/ + transm.mécanique / + freno reforzado/ + camb.de velocidad





OPEL ASTRA F / Vauxhall Astra MKIII (91-01)

	1.8 16V Caravan	85	ST999999	07.94		24.0220-0001.2	480013		200/201 x 53	
	1.8 16V Limousine	85		11.94	09.98					
	1.8 Cabrio			10.91	03.01					
	1.8 Caravan		ST999999	10.91						
	1.8 Limousine	66		10.91	09.98					
	2.0 Cabrio			10.91	10.94					
	2.0 Caravan		ST999999	10.91						
	2.0 Limousine	85		10.91	09.98					
	1.4 Caravan	T2500001			09.98		24.0223-0013.2	480061		230/231 x 50
	1.6 Caravan	T2500001			09.98					
1.7 D Caravan	T2500001			09.98						
1.7 TD Caravan	T2500001			09.98						
1.8 16V Caravan	85 T2500001			01.98						
1.8 Caravan	T2500001			09.98						
2.0 Caravan	T2500001			09.98						
	1.4 N Limousine		R2500000	10.91		03.0520-1917.3	691917		17,46/200x29 TopKit LUC	
	1.4 S Limousine		R2500000	10.91	+ Schaltgetriebe 1)					
	1.6 N Limousine		R2500000	10.91	+ Schaltgetriebe 1)					
	1.7 D Limousine		R2500000	10.91	+ Schaltgetriebe 1)					
	1.4 N Limousine	R2500001	SP999999			03.0420-1019.3	681019		19,05/200x29 Kit LUC	
	1.4 S Limousine	R2500001	SP999999			03.0520-1019.3	691019		19,05/200x29 TopKit LUC	
	1.6 N Limousine	R2500001	SP999999							
	1.7 D Limousine	R2500001	SP999999							
	1.4 Cabrio		R2500000	10.91		03.0520-3717.3	693717		17,46/200x46 TopKit	
	1.6 Cabrio		R2500000	10.91						
1.7 TD Limousine		R2500000	10.91							
1.8 Cabrio		R2500000	10.91							
1.8 Limousine	66	R2500000	10.91							
2.0 Cabrio		R2500000	10.91							
2.0 Limousine	85	R2500000	10.91							
1.4 Cabrio	R2500001			03.01		03.0420-4019.3	684019		19,05/200x46 Kit DEL	
1.4 Caravan		SP999999	10.91	09.98		03.0520-4019.3	694019		19,05/200x46 TopKit DEL	
1.4 N Limousine	T2500001			10.91	09.98					
1.4 S Limousine	T2500001			10.91	09.98	+ Automatikgetriebe 2)				
1.4 S Limousine	T2500001			09.98	09.98	+ Schaltgetriebe 1)				
1.6 16V Limousine				02.93	09.98					
1.6 Cabrio	R2500001			03.01						
1.6 Caravan		SP999999	10.91							
1.6 N Limousine				10.91	09.98	+ Automatikgetriebe 2)				
1.6 N Limousine	T2500001			09.98	09.98	+ Schaltgetriebe 1)				
1.6 S Limousine				10.91	09.98					
1.7 D Caravan		SP999999	10.91							
1.7 D Limousine				10.91	09.98	+ Automatikgetriebe 2)				
1.7 D Limousine	T2500001			10.91	09.98	+ Schaltgetriebe 1)				
1.7 TD Caravan		SP999999	10.91							
1.7 TD Limousine	R2500001			09.98						
1.8 16V Cabrio	85			11.94	03.01					
1.8 16V Caravan	85		SP999999	07.94						
1.8 16V Limousine	85			11.94	09.98					
1.8 Cabrio	R2500001			03.01						
1.8 Caravan		SP999999	10.91							
1.8 Limousine	66 R2500001			09.98						
2.0 Cabrio	R2500001			03.01						
2.0 Caravan		SP999999	10.91							
2.0 Limousine	85 R2500001			09.98						
1.4 Caravan	T2500001			09.98		03.0520-5719.3	695719		19,05/230x42 TopKit LUC	
1.6 Caravan	T2500001			09.98						
1.7 D Caravan	T2500001			09.98						
1.7 TD Caravan	T2500001			09.98						
1.8 16V Caravan	85 T2500001			01.98						
1.8 Caravan	T2500001			09.98						
2.0 Caravan	T2500001			09.98						
	1.8 16V			10.91	09.98	03.0137-0172.2	650172		160 x 25	
	2.0 GSi			10.91	09.98	03.0137-9243.2	669243		Bremsbacken-Zubehör	
	2.0 GSi 16V			10.91	09.98					

OPEL ASTRA F CLASSIC (98-02)

	1.4 i	44		01.98	12.02	13.0460-7051.2	607051		20547 16,5 +/WE ATE
	1.6 i	55		01.98	01.05	24.8190-0707.2	620707	2	Warnkontakt L=685mm
	1.6 i 16V	74		01.98	12.02	13.0460-7052.2	607052	2	21190 17,5 +/WE ATE
	1.4 i	44		01.98	12.02	24.0113-0161.1	413161		236 12,7 9,7 +S +B
	1.6 i	55		01.98	12.02	24.0313-0161.1	513161		236 12,7 9,7 +S +B PD
	1.6 i 16V	74		01.98	12.02	24.0124-0115.1	420115		236 20,0 17,0 V L +S +B
	1.4 i	44		01.98	12.02	24.0320-0115.1	520115		236 20,0 17,0 V L +S +B PD
	1.6 i	55		01.98	12.02	24.0124-0115.1	424115		256 24,0 21,0 V L +S +B
	1.6 i 16V	74		01.98	12.02	24.0324-0115.1	524115		256 24,0 21,0 V L +S +B PD
	1.4 i	44		01.98	12.02	03.0137-0267.2	650267		200 x 46 HEB
	1.6 i	55		01.98	12.02	03.0137-9167.2	669167		Bremsbacken-Zubehör
	1.6 i 16V	74		01.98	12.02				
	1.4 i	44		01.98	12.02	24.0220-0001.2	480013		200/201 x 53
	1.6 i	55		01.98	12.02				
	1.6 i 16V	74		01.98	12.02				

1) + manual transmission / + scatola cambio velocità / + transmission mécanique / + cambio de velocidad
 2) + autom.transmission / + scatola cambio automatico / + transmission automatique / + cambio automático



OPEL ASTRA F CLASSIC Caravan (98-05)

	1.4 i	44		01.98	01.05	13.0460-7051.2	607051			20547 16,5 +WE	ATE
	1.4 i 16V	66		09.03	01.05						
	1.6 i	55		01.98	01.05						
	1.6 i 16V	74		01.98	01.05						
	1.4 i	44		01.98	01.05	13.0460-7052.2	607052			21190 17,5 +WE	ATE
	1.4 i 16V	66		09.03	01.05						
	1.6 i	55		01.98	01.05						
	1.6 i 16V	74		01.98	01.05						
	1.4 i	44		01.98	01.05	24.0113-0161.1	413161			236 12,7 9,7 +S +B	
	1.4 i 16V	66		09.03	01.05						
	1.6 i	55		01.98	01.05						
	1.6 i 16V	74		01.98	01.05						
	1.4 i	44		01.98	01.05	24.0120-0115.1	420115			236 20,0 17,0 V L +S +B	
	1.4 i 16V	66		09.03	01.05						
	1.6 i	55		01.98	01.05						
	1.6 i 16V	74		01.98	01.05						
	1.4 i	44		01.98	01.05	03.0137-0322.2	650322			230 x 42	Bremsbacken-Zubehör
	1.4 i 16V	66		09.03	01.05						
	1.6 i	55		01.98	01.05						
	1.6 i 16V	74		01.98	01.05						
	1.4 i	44		01.98	01.05	24.0223-0013.2	480061			230/231 x 50	
	1.4 i 16V	66		09.03	01.05						
	1.6 i	55		01.98	01.05						
	1.6 i 16V	74		01.98	01.05						

OPEL ASTRA G / Vauxhall Astra MKIV (98-04)

	1.2 16V			04.98	12.04	13.0460-7115.2	607115			23063 17,5 +WK	ATE
	1.4 16V			04.98	12.04						
	1.6			04.98	12.04						
	1.6 16V			04.98	12.04						
	1.6 16V Cabrio			03.01	12.04						
	1.7 CDTI			04.03	12.04						
	1.7 DTI			02.00	12.04						
	1.7 TD			04.98	08.00						
	1.8 16V			04.98	12.04 - ABS						
	1.8 16V Cabrio			03.01	12.04 - ABS						
	1.8 16V Caravan			04.98	12.04 - ABS						
	2.0 DI			04.98	12.04 - ABS						
	1.6 CNG			03.03	12.04						
	1.8 16V			04.98	12.04 + ABS						
	1.8 16V Cabrio			03.01	12.04 + ABS						
	1.8 16V Caravan			04.98	12.04 + ABS						
	1.8 16V Coupe			03.00	12.04						
	2.0 16V			04.98	12.04						
2.0 DI			04.98	12.04 + ABS							
2.0 DTI 16V			08.99	12.04							
2.2 16V			09.00	12.04							
2.2 16V Cabrio			03.01	12.04							
2.2 16V Coupe			09.00	12.04							
2.2 DTI 16V			09.02	12.04							
2.2 DTI 16V Cabrio			09.02	12.04							
2.2 DTI 16V Coupe			09.02	12.04							
2.0 16V OPC			10.99	12.04							
2.0 16V OPC Cabrio			03.02	12.04							
2.0 Turbo			03.00	12.04							
	1.2 16V		18999999	04.98		24.0111-0141.1	411141			256 10,8 8,0	+B PD
	1.2 16V			04.98	+ HA-Trommelbremse ³⁾						
	1.4 16V			04.98	12.04						
	1.6		22000001	04.98	12.04						
	1.6 16V			04.98	12.04						
	1.6 16V Cabrio			03.01	12.04						
	1.7 CDTI			04.03	12.04						
	1.7 DTI			02.00	12.04						
	1.7 TD			04.98	08.00						
	1.8 16V			04.98	12.04 - ABS						
	1.8 16V Cabrio			03.01	12.04 - ABS						
	1.8 16V Caravan			04.98	12.04 - ABS						
	2.0 DI			04.98	12.04 - ABS						
	1.6			04.98	12.04						
	1.6 16V			04.98	12.04						
	1.6 CNG			03.03	07.04						
	1.8 16V			04.98	12.04 + ABS						
	1.8 16V Cabrio			03.01	12.04 + ABS						
1.8 16V Caravan			04.98	12.04 + ABS							
1.8 16V Coupe			03.00	12.04							
2.0 16V			04.98	12.04							
2.0 DI			04.98	12.04 + ABS							
2.0 DTI 16V			08.99	12.04							
2.2 16V			09.00	12.04							
2.2 16V Cabrio			03.01	12.04							
2.2 16V Coupe			09.00	12.04							
2.2 DTI 16V			09.02	12.04							
2.2 DTI 16V Cabrio			09.02	12.04							
2.2 DTI 16V Coupe			09.02	12.04							
2.0 16V OPC			10.99	12.04							
2.0 16V OPC Cabrio			03.02	12.04							
2.0 Turbo			03.00	12.04							
	1.2 16V			04.98	12.04	24.0125-0131.1	425131			280 24,8 22,0 V L +S +B	
	1.4 16V			04.98	12.04						
	1.6			04.98	12.04						
	1.6 16V			04.98	12.04						
	1.2 16V			04.98	12.04	24.0325-0131.1	525131			280 24,8 22,0 V L +S +B PD	
	1.4 16V			04.98	12.04						
	1.6			04.98	12.04						
	1.6 16V			04.98	12.04						
	1.6 16V Cabrio			03.01	12.04						
	1.7 CDTI			04.03	12.04						
	1.7 DTI			02.00	12.04						
	1.7 TD			04.98	08.00						
	1.8 16V			04.98	12.04 - ABS						
	1.8 16V Cabrio			03.01	12.04 - ABS						
	1.8 16V Caravan			04.98	12.04 - ABS						
	2.0 DI			04.98	12.04 - ABS						
	1.6			04.98	12.04						
	1.6 16V			04.98	12.04						
	1.6 CNG			03.03	07.04						
	1.8 16V			04.98	12.04 + ABS						
	1.8 16V Cabrio			03.01	12.04 + ABS						
	1.8 16V Caravan			04.98	12.04 + ABS						
1.8 16V Coupe			03.00	12.04							
2.0 16V			04.98	12.04							
2.0 DI			04.98	12.04 + ABS							
2.0 DTI 16V			08.99	12.04							
2.2 16V			09.00	12.04							
2.2 16V Cabrio			03.01	12.04							
2.2 16V Coupe			09.00	12.04							
2.2 DTI 16V			09.02	12.04							
2.2 DTI 16V Cabrio			09.02	12.04							
2.2 DTI 16V Coupe			09.02	12.04							
2.0 16V OPC			10.99	12.04							
2.0 16V OPC Cabrio			03.02	12.04							
2.0 Turbo			03.00	12.04							
	1.2 16V			04.98	12.04	13.0460-3976.2	603976			23258 16,5 +WK/Zub/SBOS	
	1.4 16V			04.98	12.04						
	1.6			04.98	12.04						
	1.6 16V			04.98	12.04						

¹⁾ up to chassis: 42187758 / fino no.telai: 42187758 / jusqu'au de châssis: 42187758 / hasta no.de chasis: 42187758

²⁾ from chassis no.:42187759 / dal no.telai:42187759 / du no.châssis:42187759 / desde no.chasis:42187759















³⁾ + RA drum brake / + P freno a tamburo / + frein à tambour essieu AR / + ET-tambores de freno

⁴⁾ + RA disc brake / + P disco freno / + frein à disque essieu AR / + ET-disco de freno

⁵⁾ for 4 bore wheel rim / per cerchione a 4 fori / pour jante à 4 trous / para Liantas de 4 taladros






⁶⁾ for 5 bore wheel rim / per cerchione a 5 fori / pour jante à 5 trous / para Liantas de 5 taladros



									
OPEL ASTRA G / Vauxhall Astra MKIV (98-04)									
	1.6 16V Cabrio		03.01	12.04		13.0460-3976.2	603976	23258 16,5 +/WK/Zub/SBOS 23417 15,3 +/WK/Zub/S LUC 23417 15,3 +/WK/Zub/S LUC	
	1.6 16V Caravan		04.98	12.04		13.0460-2868.2	602868		
	1.6 CNG		03.03	07.04		13.0470-2868.2	LD2868		
	1.7 CDTI		04.03	12.04					
	1.7 DTI		02.00	12.04					
	1.7 TD		04.98	08.00					
	1.8 16V		04.98	12.04					
	1.8 16V Cabrio		03.01	12.04					
	1.8 16V Coupe		03.00	12.04					
	2.0 16V		04.98	12.04					
	2.0 16V OPC		10.99	12.04					
	2.0 16V OPC Cabrio		03.02	12.04					
	2.0 DI		04.98	12.04					
	2.0 DTI 16V		08.99	12.04					
	2.0 Turbo		03.00	12.04					
	2.2 16V		09.00	12.04					
	2.2 16V Cabrio		03.01	12.04					
	2.2 16V Coupe		09.00	12.04					
	2.2 DTI 16V		09.02	12.04					
	2.2 DTI 16V Cabrio		09.02	12.04					
2.2 DTI 16V Coupe		09.02	12.04						
	1.2 16V		04.98	12.04		24.0110-0251.1	410251	für 4-Loch-Felge ¹⁾ für 4-Loch-Felge ¹⁾	
	1.4 16V		04.98	12.04		24.0310-0251.1	510251		
	1.6		04.98	12.04					
	1.6 16V		04.98	12.04					
	1.6 16V Cabrio		03.01	12.04					
	1.7 CDTI		04.03	12.04					
	1.7 DTI		02.00	12.04					
	1.7 TD		04.98	08.00					
	1.8 16V		04.98	12.04	- ABS				
	1.8 16V Cabrio		03.01	12.04	- ABS				
	1.8 16V Caravan		04.98	12.04	- ABS				
	2.0 DI		04.98	12.04	- ABS				
	1.6 16V		04.98	12.04		24.0110-0250.1	410250		für 5-Loch-Felge ²⁾ für 5-Loch-Felge ²⁾
	1.6 CNG		03.03	07.04		24.0310-0250.1	510250		
	1.8 16V		04.98	12.04	+ ABS				
	1.8 16V Cabrio		03.01	12.04	+ ABS				
	1.8 16V Caravan		04.98	12.04	+ ABS				
	1.8 16V Coupe		03.00	12.04					
	2.0 16V		04.98	12.04					
	2.0 16V OPC		10.99	12.04					
2.0 16V OPC Cabrio		03.02	12.04						
2.0 DI		04.98	12.04	+ ABS					
2.0 DTI 16V		08.99	12.04						
2.0 Turbo		03.00	12.04						
2.2 16V		09.00	12.04						
2.2 16V Cabrio		03.01	12.04						
2.2 16V Coupe		09.00	12.04						
2.2 DTI 16V		09.02	12.04						
2.2 DTI 16V Cabrio		09.02	12.04						
2.2 DTI 16V Coupe		09.02	12.04						
	1.2 16V Limousine		04.98	12.04		03.0137-0267.2	650267	200 x 46 HEB Bremsbacken-Zubehör	
	1.2 16V Caravan		03.0137-9167.2	669167					
	1.4 16V		18999999	04.98		03.0137-0322.2	650322	230 x 42 Bremsbacken-Zubehör	
	1.6		18999999	04.98		03.0137-9215.2	669215		
	1.6 16V		18999999	04.98					
	1.6 CNG		18999999	03.03					
	1.7 DTI		18999999	02.00					
	1.7 TD		04.98	08.00					
	1.2 16V Caravan	22000001			12.04	03.0137-0424.2	650424		230 x 42 HEB Bremsbacken-Zubehör
	1.4 16V	22000001			12.04	03.0137-9215.2	669215		
1.6	22000001			12.04					
1.6 16V	22000001			12.04					
1.6 CNG	22000001			07.04					
1.7 DTI	22000001			12.04					
	1.2 16V Limousine		04.98	12.04		24.0220-0001.2	480013	200/201 x 53	
	1.2 16V Caravan		04.98	12.04		24.0223-0013.2	480061	230/231 x 50	
	1.4 16V		04.98	12.04					
	1.6		04.98	12.04					
	1.6 16V		04.98	12.04					
	1.6 CNG		03.03	07.04					
	1.7 DTI		02.00	12.04					
	1.7 TD		04.98	08.00					
	1.2 16V Caravan		18999999	04.98		03.0520-5719.3	695719	19,05/230x42 TopKit LUC	
	1.4 16V		18999999	04.98					
	1.6		18999999	04.98					
	1.6 16V		18999999	04.98					
	1.6 CNG		18999999	03.03					
	1.7 DTI		18999999	02.00					
	1.7 TD		04.98	08.00					
	1.2 16V Caravan	22000001			12.04	03.0520-6019.3	696019	19,05/230x42 TopKit	
	1.4 16V	22000001			12.04				
	1.6	22000001			12.04				
1.6 16V	22000001			12.04					
1.6 CNG	22000001			12.04					

¹⁾ for 4 bore wheel rim / per cerchione a 4 fori / pour jante à 4 trous / para Llantas de 4 taladros

²⁾ for 5 bore wheel rim / per cerchione a 5 fori / pour jante à 5 trous / para Llantas de 5 taladros

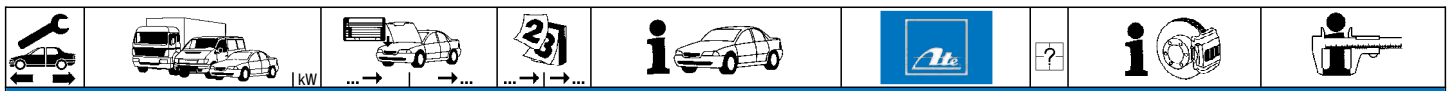
OPEL ASTRA G / Vauxhall Astra MKIV (98-04)									
	1.7 DTI	22000001		12.04		03.0520-6019.3	696019		19,05/230x42 TopKit
OPEL ASTRA H / GTC / Vauxhall Astra Mk V (04-10)									
	1.2			08.05	11.10	13.0460-7179.2	607179		23832 20,2 +/WK ATE
	1.3 CDTI	66		08.05	11.10	13.0470-7179.2	LD7179		23832 20,2 +/WK ATE
	1.4			01.04	11.10	24.8190-0720.2	620720	1	Warnkontakt L=287mm
	1.6	77		01.04	11.10				
	1.6	85		01.07	11.10				
	1.6 Turbo	132		01.07	11.10				
	1.7 CDTI	59		01.04	11.10				
	1.7 CDTI	74		01.04	11.10				
	1.7 CDTI	81		04.07	11.10				
	1.7 CDTI	92		04.07	11.10				
	1.8	92		01.04	11.10				
	1.8	103		01.06	11.10				
	1.9 CDTI	74		09.05	11.10				
	1.9 CDTI	88		09.04	11.10				
	1.9 CDTI	110		09.04	11.10				
	2.0 Turbo	125		01.04	11.10				
	2.0 Turbo	147		09.04	11.10				
	2.0 Turbo OPC	177		03.05	11.10	13.0460-7212.2	607212		f. Bremssattel m.Stahlkolben ¹⁾ 23738 20,1 +/WE ATE
						13.0460-7172.2	607172		f. Bremssattel m.Kunststoffkolben ²⁾ 23402 20,1 +/WE ATE
						13.0470-7172.2	LD7172		f. Bremssattel m.Kunststoffkolben ²⁾ 23402 20,1 +/WE ATE
						24.8190-0720.2	620720	1	Warnkontakt L=287mm
	1.2			08.05	11.10	24.0125-0198.1	425198		für 4-Loch-Felge ³⁾ 280 25,0 22,0 V L +S +B
	1.3 CDTI	66		08.05	11.10	24.0325-0198.1	525198		für 4-Loch-Felge ³⁾ 280 25,0 22,0 V L +S +B PD
	1.4			01.04	11.10				
	1.6	77		01.04	11.10				
	1.6	85		01.07	11.10				
	1.6 Turbo	132		01.07	11.10				
	1.7 CDTI	59		01.04	11.10				
	1.7 CDTI	74		01.04	11.10				
	1.7 CDTI	81		04.07	11.10				
	1.7 CDTI	92		04.07	11.10				
	1.8	92		01.04	11.10				
	1.8	103		01.06	11.10				
	1.9 CDTI	74		09.05	11.10				
	1.9 CDTI	88		09.04	11.10				
	1.9 CDTI	110		09.04	11.10				
	2.0 Turbo	125		01.04	11.10				
	2.0 Turbo	147		09.04	11.10				
	1.2			08.05	11.10	24.0125-0131.1	425131		für 5-Loch-Felge ⁴⁾ 280 24,8 22,0 V L +S +B
	1.3 CDTI	66		08.05	11.10	24.0325-0131.1	525131		für 5-Loch-Felge ⁴⁾ 280 24,8 22,0 V L +S +B PD
	1.4			01.04	11.10				
	1.6	77		01.04	11.10				
	1.6	85		01.07	11.10				
	1.7 CDTI	59		01.04	11.10				
	1.7 CDTI	74		01.04	11.10				
	1.7 CDTI	81		04.07	11.10				
	1.8	92		01.04	11.10				
	1.8	103		01.06	11.10				
	1.6 Turbo	132		01.07	11.10	24.0125-0142.1	425142		für 5-Loch-Felge ⁴⁾ 308 25,0 22,0 V L +S +B
	1.7 CDTI	92		04.07	11.10	24.0325-0142.1	525142		für 5-Loch-Felge ⁴⁾ 308 25,0 22,0 V L +S +B PD
	1.9 CDTI	74		09.05	11.10				
	1.9 CDTI	88		09.04	11.10				
	1.9 CDTI	110		09.04	11.10				
	2.0 Turbo	125		01.04	11.10				
	2.0 Turbo	147		09.04	11.10				
	2.0 Turbo OPC	177		03.05	11.10	24.0128-0201.1	428201		für 5-Loch-Felge ⁴⁾ 321 28,0 25,0 V L +B
	1.2			08.05	11.10	13.0460-2868.2	602868		23417 15,3 +/WK/Zub/S LUC
	1.3 CDTI	66		08.05	11.10	13.0470-2868.2	LD2868		23417 15,3 +/WK/Zub/S LUC
	1.4			01.04	11.10				
	1.6	77		01.04	11.10				
	1.6	85		01.07	11.10				
	1.6 Turbo	132		01.07	11.10				
	1.7 CDTI	59		01.04	11.10				
	1.7 CDTI	74		01.04	11.10				
	1.7 CDTI	81		04.07	11.10				
	1.7 CDTI	92		04.07	11.10				
	1.8	92		01.04	11.10				
	1.8	103		01.06	11.10				
	1.9 CDTI	74		09.05	11.10				
	1.9 CDTI	88		09.04	11.10				
	1.9 CDTI	110		09.04	11.10				
	2.0 Turbo	125		01.04	11.10				
	2.0 Turbo	147		09.04	11.10				
	2.0 Turbo OPC	177		03.05	11.10				
	1.2			08.05	11.10	24.0110-0251.1	410251		für 4-Loch-Felge ³⁾ 240 9,8 8,0 +S +B
	1.3 CDTI	66		08.05	11.10	24.0310-0251.1	510251		für 4-Loch-Felge ³⁾ 240 9,8 8,0 +S +B PD
	1.4			01.04	11.10	24.0110-0250.1	410250		für 5-Loch-Felge ⁴⁾ 264 9,8 8,0 +S +B
	1.6	77		01.04	11.10	24.0310-0250.1	510250		für 5-Loch-Felge ⁴⁾ 264 9,8 8,0 +S +B PD
	1.6	85		01.07	11.10				
	1.6 Turbo	132		01.07	11.10				
	1.7 CDTI	59		01.04	11.10				

¹⁾ for br.caliper +steel piston / per pinza fr. +pistone acciaio / pour étrier f. +piston en acier / para pinza fr. +pistón de acero

²⁾ for br.caliper +plastic piston / per pinza fr. +pistone plastica / pour étrier f. +piston plastique / para pinza fr. + pistón plástico

³⁾ for 4 bore wheel rim / per cerchione a 4 fori / pour jante à 4 trous / para Liantas de 4 taladros

⁴⁾ for 5 bore wheel rim / per cerchione a 5 fori / pour jante à 5 trous / para Liantas de 5 taladros



OPEL ASTRA H / GTC / Vauxhall Astra Mk V (04-10)




















	1.7 CDTI	74	01.04	11.10	24.0110-0251.1	410251	für 4-Loch-Felge ¹⁾ für 4-Loch-Felge ¹⁾ für 5-Loch-Felge ²⁾ für 5-Loch-Felge ²⁾	240 9,8 8,0 +S +B 240 9,8 8,0 +S +B PD 264 9,8 8,0 +S +B 264 9,8 8,0 +S +B PD
	1.7 CDTI	81	04.07	11.10	24.0310-0251.1	510251		
	1.7 CDTI	92	04.07	11.10	24.0110-0250.1	410250		
	1.8	92	01.04	11.10	24.0310-0250.1	510250		
	1.8	103	01.06	11.10				
	1.9 CDTI	74	09.05	11.10				
	1.9 CDTI	88	09.04	11.10				
	1.9 CDTI	110	09.04	11.10				
	2.0 Turbo	125	01.04	11.10				
	2.0 Turbo	147	09.04	11.10				
2.0 Turbo OPC	177	03.05	11.10	24.0110-0339.1	410339		278 10,0 8,0 +S +B	
	1.2		08.05	07.06	03.0137-0424.2	650424		230 x 42 HEB Bremsbacken-Zubehör
	1.4		01.04	07.06	03.0137-9215.2	669215		
	1.6	77	01.04	07.06				
	1.7 CDTI	59	01.04	07.06				
	1.7 CDTI	74	01.04	07.06				
	1.2		08.06	11.10	03.0137-9309.2	669309		Bremsbacken-Zubehör AP
	1.4		08.06	11.10				
	1.6	77	08.06	11.10				
	1.7 CDTI	59	08.06	11.10				
	1.7 CDTI	74	08.06	11.10				
	1.2		08.05	11.10	24.0223-0021.1	480186		230/231 x 50
	1.4		01.04	11.10				
	1.6	77	01.04	11.10				
	1.7 CDTI	59	01.04	11.10				
	1.2		08.05	07.06	03.0520-8720.3	698720		20,64/230x42 TopKit
	1.4		01.04	07.06				
	1.6	77	01.04	07.06				
	1.7 CDTI	59	01.04	07.06				
	1.7 CDTI	74	01.04	07.06				

OPEL ASTRA H Caravan/Vau. Astra MKV Estate (04-10)

	1.2	59	08.05	11.10	13.0460-7179.2	607179	1	23832 20,2 +/WK ATE 23832 20,2 +/WK ATE Warnkontakt L=287mm
	1.3 CDTI	66	08.05	11.10	13.0470-7179.2	LD7179		
	1.4		08.04	11.10	24.8190-0720.2	620720		
	1.6	77	08.04	11.10				
	1.6	85	01.07	11.10				
	1.6 LPG	85	08.09	11.10				
	1.6 Turbo	132	01.07	11.10				
	1.7 CDTI	59	08.04	11.10				
	1.7 CDTI	74	08.04	11.10				
	1.7 CDTI	81	04.07	11.10				
	1.7 CDTI	92	04.07	11.10				
	1.7 TD	79	08.04	11.10				
	1.8	92	09.04	11.10				
	1.8	103	08.05	11.10				
	1.9 CDTI	74	09.05	11.10				
	1.9 CDTI	88	08.04	11.10				
	1.9 CDTI	110	09.04	11.10				
	2.0 Turbo	125	08.04	11.10				
	2.0 Turbo	147	09.04	11.10				
		1.2	59	08.05	11.10	24.0125-0198.1		
1.3 CDTI		66	08.05	11.10	24.0325-0198.1	525198		
1.4			08.04	11.10				
1.6		77	08.04	11.10				
1.6		85	01.07	11.10				
1.6 LPG		85	08.09	11.10				
1.6 Turbo		132	01.07	11.10				
1.7 CDTI		59	08.04	11.10				
1.7 CDTI		74	08.04	11.10				
1.7 CDTI		81	04.07	11.10				
1.7 CDTI		92	04.07	11.10				
1.7 TD		79	08.04	11.10				
1.8		92	09.04	11.10				
1.8		103	08.05	11.10				
1.9 CDTI		74	09.05	11.10				
1.9 CDTI		88	08.04	11.10				
1.9 CDTI		110	09.04	11.10				
2.0 Turbo		125	08.04	11.10				
2.0 Turbo		147	09.04	11.10				
1.8	92	09.04	11.10	24.0125-0131.1	425131	für 5-Loch-Felge ²⁾ für 5-Loch-Felge ²⁾	280 24,8 22,0 V L +S +B 280 24,8 22,0 V L +S +B PD	
				24.0325-0131.1	525131			
1.2	59	08.05	11.10	24.0125-0131.1	425131	für 5-Loch-Felge ²⁾	280 24,8 22,0 V L +S +B	
1.3 CDTI	66	08.05	11.10					
1.4		08.04	11.10					
1.6	77	08.04	11.10					
1.6	85	01.07	11.10					
1.6 LPG	85	08.09	11.10					
1.7 CDTI	59	08.04	11.10					
1.7 CDTI	74	08.04	11.10					
1.7 CDTI	81	04.07	11.10					
1.7 TD	79	08.04	11.10					
1.8	103	08.05	11.10					
1.6 Turbo	132	01.07	11.10	24.0125-0142.1	425142	für 5-Loch-Felge ²⁾ für 5-Loch-Felge ²⁾	308 25,0 22,0 V L +S +B 308 25,0 22,0 V L +S +B PD	
1.7 CDTI	92	04.07	11.10	24.0325-0142.1	525142			















¹⁾ for 4 bore wheel rim / per cerchione a 4 fori / pour jante à 4 trous / para Llantas de 4 taladros
²⁾ for 5 bore wheel rim / per cerchione a 5 fori / pour jante à 5 trous / para Llantas de 5 taladros



								
OPEL ASTRA H Caravan/Vau. Astra MKV Estate (04-10)								
	1.9 CDTI 1.9 CDTI 1.9 CDTI 2.0 Turbo 2.0 Turbo	74 88 110 125 147	09.05 08.04 09.04 08.04 09.04	11.10 11.10 11.10 11.10 11.10	24.0125-0142.1 24.0325-0142.1	425142 525142	für 5-Loch-Felge ¹⁾ für 5-Loch-Felge ¹⁾	308 25,0 22,0 V L +S +B 308 25,0 22,0 V L +S +B PD
	1.2 1.3 CDTI 1.4 1.6 1.6 1.6 LPG 1.6 Turbo 1.7 CDTI 1.7 CDTI 1.7 CDTI 1.7 CDTI 1.7 TD 1.8 1.8 1.9 CDTI 1.9 CDTI 1.9 CDTI 2.0 Turbo 2.0 Turbo	59 66 77 85 85 132 59 74 81 92 79 92 103 74 88 110 125 147	08.05 08.05 08.04 08.04 01.07 08.09 01.07 08.04 08.04 04.07 04.07 08.04 09.04 08.05 09.05 08.04 09.04 08.04 09.04	11.10 11.10 11.10 11.10 11.10 11.10 11.10 11.10 11.10 11.10 11.10 11.10 11.10 11.10 11.10 11.10 11.10 11.10 11.10	13.0460-2868.2 13.0470-2868.2	602868 LD2868		23417 15,3 +/WK/Zub/S/LUC 23417 15,3 +/WK/Zub/S/LUC
	1.2 1.3 CDTI 1.4 1.6 1.6 1.6 LPG 1.6 Turbo 1.7 CDTI 1.7 CDTI 1.7 CDTI 1.7 CDTI 1.7 TD 1.8 1.8 1.9 CDTI 1.9 CDTI 1.9 CDTI 2.0 Turbo 2.0 Turbo	59 66 77 85 85 132 59 74 81 92 79 92 103 74 88 110 125 147	08.05 08.05 08.04 08.04 01.07 08.09 01.07 08.04 08.04 04.07 04.07 08.04 09.04 08.05 09.05 08.04 09.04 08.04 09.04	11.10 11.10 11.10 11.10 11.10 11.10 11.10 11.10 11.10 11.10 11.10 11.10 11.10 11.10 11.10 11.10 11.10 11.10 11.10	24.0110-0251.1 24.0310-0251.1 24.0110-0250.1 24.0310-0250.1	410251 510251 410250 510250	für 4-Loch-Felge ²⁾ für 4-Loch-Felge ²⁾ für 5-Loch-Felge ¹⁾ für 5-Loch-Felge ¹⁾	240 9,8 8,0 +S +B 240 9,8 8,0 +S +B PD 264 9,8 8,0 +S +B 264 9,8 8,0 +S +B PD
	1.2 1.4 1.6 1.7 CDTI 1.7 CDTI 1.7 TD	59 77 59 74 79	08.05 08.04 08.04 08.04 08.04 08.04	07.06 07.06 07.06 07.06 07.06	03.0137-0424.2 03.0137-9215.2	650424 669215		230 x 42 HEB Bremsbacken-Zubehör
	1.2 1.4 1.6 1.7 CDTI 1.7 CDTI 1.7 TD	59 77 59 74 79	08.06 08.06 08.06 08.06 08.06	11.10 11.10 11.10 11.10 11.10	03.0137-9309.2	669309		Bremsbacken-Zubehör AP
	1.2 1.4 1.6 1.7 CDTI 1.7 CDTI 1.7 TD	59 77 59 74 79	08.05 08.04 08.04 08.04 08.04	11.10 11.10 11.10 11.10 11.10	24.0223-0021.1	480186		230/231 x 50
	1.2 1.4 1.6 1.7 CDTI 1.7 CDTI 1.7 TD	59 77 59 74 79	08.05 08.04 08.04 08.04 08.04	11.10 11.10 11.10 11.10 11.10	03.0520-8720.3	698720		20,64/230x42 TopKit
OPEL ASTRA H TwinTop (06-10)								
	1.6 1.6 1.6 Turbo 1.8 1.9 CDTI 2.0 Turbo 2.0 Turbo	77 85 132 110 125 147	03.06 12.06 02.07 03.06 03.06 03.06 03.06	11.10 11.10 11.10 11.10 11.10 11.10 11.10	13.0460-7179.2 13.0470-7179.2 24.8190-0720.2	607179 LD7179 620720	1	23832 20,2 +/WK ATE 23832 20,2 +/WK ATE Warnkontakt L=287mm
	1.6 1.6 1.6 Turbo 1.8 1.9 CDTI 2.0 Turbo 2.0 Turbo	77 85 132 110 125 147	03.06 12.06 02.07 03.06 03.06 03.06 03.06	11.10 11.10 11.10 11.10 11.10 11.10 11.10	24.0125-0198.1 24.0325-0198.1	425198 525198	für 4-Loch-Felge ²⁾ für 4-Loch-Felge ²⁾	280 25,0 22,0 V L +S +B 280 25,0 22,0 V L +S +B PD
	1.6 1.6 1.8	77 85	03.06 12.06 03.06	11.10 11.10 11.10	24.0125-0131.1 24.0325-0131.1	425131 525131	für 5-Loch-Felge ¹⁾ für 5-Loch-Felge ¹⁾	280 24,8 22,0 V L +S +B 280 24,8 22,0 V L +S +B PD

¹⁾ for 5 bore wheel rim / per cerchione a 5 fori / pour jante à 5 trous / para Llantas de 5 taladros

²⁾ for 4 bore wheel rim / per cerchione a 4 fori / pour jante à 4 trous / para Llantas de 4 taladros

								
OPEL ASTRA H TwinTop (06-10)								
	1.6 Turbo 1.9 CDTi 2.0 Turbo 2.0 Turbo	132 110 125 147	02.07 03.06 03.06 03.06	11.10 11.10 11.10 11.10	24.0125-0142.1 24.0325-0142.1	425142 525142	für 5-Loch-Felge ¹⁾ für 5-Loch-Felge ¹⁾	308 25,0 22,0 V L +S +B 308 25,0 22,0 V L +S +B PD
	1.6 1.6 1.6 Turbo 1.8 1.9 CDTi 2.0 Turbo 2.0 Turbo	77 85 132 110 125 147	03.06 12.06 02.07 03.06 03.06 03.06 03.06	11.10 11.10 11.10 11.10 11.10 11.10 11.10	13.0460-2868.2 13.0470-2868.2	602868 LD2868		23417 15,3 +/WK/Zub/S LUC 23417 15,3 +/WK/Zub/S LUC
	1.6 1.6 1.6 Turbo 1.8 1.9 CDTi 2.0 Turbo 2.0 Turbo	77 85 132 110 125 147	03.06 12.06 02.07 03.06 03.06 03.06 03.06	11.10 11.10 11.10 11.10 11.10 11.10 11.10	24.0110-0291.1	410291	für 4-Loch-Felge ²⁾	264 10,0 8,0 +S +B
	1.6 1.6 1.6 Turbo 1.8 1.9 CDTi 2.0 Turbo 2.0 Turbo	77 85 132 110 125 147	03.06 12.06 02.07 03.06 03.06 03.06 03.06	11.10 11.10 11.10 11.10 11.10 11.10 11.10	24.0110-0250.1	410250	für 5-Loch-Felge ¹⁾	264 9,8 8,0 +S +B
OPEL ASTRA J / GTC / Vauxhall Astra MK VI (09-)								
	1.3 CDTi ECOTEC 1.4 ecoFLEX 1.4 ecoFLEX 1.4 LPG Turbo ecoFLEX 1.4 Turbo ECOTEC 1.4 Turbo ECOTEC 1.6 CDTi 1.6 CDTi 1.6 SIDI 1.6 SIDI 1.6 Turbo ECOTEC 1.6 Turbo ECOTEC 1.7 CDTi ECOTEC 1.7 CDTi ECOTEC 1.8 2.0 CDTi BiTurbo 2.0 CDTi ECOTEC	70 64 74 103 88 103 81 100 125 147 85 132 81 96 103 143	12.09 12.09 12.09 01.12 11.10 12.09 02.14 01.14 12.12 07.13 12.09 12.09 12.09 12.09 10.11 12.12 12.09	+ Bremsscheibendurchm. 276 mm ³⁾ + Bremsscheibendurchm. 276 mm ³⁾ + Bremsscheibendurchm. 276 mm ³⁾ + Bremsscheibendurchm. 276 mm ³⁾ + Bremsscheibendurchm. 276 mm ³⁾ + Bremsscheibendurchm. 276 mm ³⁾ + Bremsscheibendurchm. 276 mm ³⁾ + Bremsscheibendurchm. 276 mm ³⁾ + Bremsscheibendurchm. 276 mm ³⁾ + Bremsscheibendurchm. 276 mm ³⁾ + Bremsscheibendurchm. 276 mm ³⁾ + Bremsscheibendurchm. 276 mm ³⁾ + Bremsscheibendurchm. 276 mm ³⁾ + Bremsscheibendurchm. 276 mm ³⁾ + Bremsscheibendurchm. 276 mm ³⁾ + Bremsscheibendurchm. 276 mm ³⁾ + Bremsscheibendurchm. 276 mm ³⁾	13.0460-7262.2 13.0470-7262.2	607262 LD7262		25031 19,1 +/WK/Zub 25031 19,1 +/WK/Zub ATE
	1.3 CDTi ECOTEC 1.4 ecoFLEX 1.4 ecoFLEX 1.4 LPG Turbo ecoFLEX 1.4 Turbo ECOTEC 1.4 Turbo ECOTEC 1.6 CDTi 1.6 CDTi 1.6 SIDI 1.6 SIDI 1.6 Turbo ECOTEC 1.6 Turbo ECOTEC 1.7 CDTi ECOTEC 1.7 CDTi ECOTEC 1.8 2.0 CDTi BiTurbo 2.0 CDTi ECOTEC	70 64 74 103 88 103 81 100 125 147 85 132 81 96 103 143	12.09 12.09 12.09 01.12 11.10 12.09 02.14 01.14 12.12 07.13 12.09 12.09 12.09 12.09 10.11 12.12 12.09	+ Bremsscheibendurchm. 300 mm ⁴⁾ + Bremsscheibendurchm. 300 mm ⁴⁾ + Bremsscheibendurchm. 300 mm ⁴⁾ + Bremsscheibendurchm. 300 mm ⁴⁾ + Bremsscheibendurchm. 300 mm ⁴⁾ + Bremsscheibendurchm. 300 mm ⁴⁾ + Bremsscheibendurchm. 300 mm ⁴⁾ + Bremsscheibendurchm. 300 mm ⁴⁾ + Bremsscheibendurchm. 300 mm ⁴⁾ + Bremsscheibendurchm. 300 mm ⁴⁾ + Bremsscheibendurchm. 300 mm ⁴⁾ + Bremsscheibendurchm. 300 mm ⁴⁾ + Bremsscheibendurchm. 300 mm ⁴⁾ + Bremsscheibendurchm. 300 mm ⁴⁾ + Bremsscheibendurchm. 300 mm ⁴⁾ + Bremsscheibendurchm. 300 mm ⁴⁾ + Bremsscheibendurchm. 300 mm ⁴⁾ + Bremsscheibendurchm. 300 mm ⁴⁾	13.0460-7263.2 13.0470-7263.2	607263 LD7263		24034 19,1 +/WK/Zub 24034 19,1 +/WK/Zub ATE
	1.3 CDTi ECOTEC 1.4 ecoFLEX 1.4 ecoFLEX 1.4 LPG Turbo ecoFLEX 1.4 Turbo ECOTEC 1.4 Turbo ECOTEC 1.6 CDTi 1.6 CDTi 1.6 SIDI 1.6 SIDI 1.6 Turbo ECOTEC 1.6 Turbo ECOTEC 1.7 CDTi ECOTEC 1.7 CDTi ECOTEC 1.8 2.0 CDTi BiTurbo 2.0 CDTi ECOTEC	70 64 74 103 88 103 81 100 125 147 85 132 81 96 103 143	12.09 12.09 12.09 01.12 11.10 12.09 02.14 01.14 12.12 07.13 12.09 12.09 12.09 12.09 10.11 12.12 12.09	+ Bremsscheibendurchm. 321 mm ⁵⁾ + Bremsscheibendurchm. 321 mm ⁵⁾ + Bremsscheibendurchm. 321 mm ⁵⁾ + Bremsscheibendurchm. 321 mm ⁵⁾ + Bremsscheibendurchm. 321 mm ⁵⁾ + Bremsscheibendurchm. 321 mm ⁵⁾ + Bremsscheibendurchm. 321 mm ⁵⁾ + Bremsscheibendurchm. 321 mm ⁵⁾ + Bremsscheibendurchm. 321 mm ⁵⁾ + Bremsscheibendurchm. 321 mm ⁵⁾ + Bremsscheibendurchm. 321 mm ⁵⁾ + Bremsscheibendurchm. 321 mm ⁵⁾ + Bremsscheibendurchm. 321 mm ⁵⁾ + Bremsscheibendurchm. 321 mm ⁵⁾ + Bremsscheibendurchm. 321 mm ⁵⁾ + Bremsscheibendurchm. 321 mm ⁵⁾ + Bremsscheibendurchm. 321 mm ⁵⁾ + Bremsscheibendurchm. 321 mm ⁵⁾	13.0460-5612.2 13.0470-5612.2	605612 LD5612		24412 19,0 +/WK/Zub 24412 19,0 +/WK/Zub MAN
	2.0 OPC	206	06.12		13.0460-4855.2	604855		23325 16,4 /WK BRE
	1.3 CDTi ECOTEC 1.4 ecoFLEX 1.4 ecoFLEX 1.4 LPG Turbo ecoFLEX 1.4 Turbo ECOTEC 1.4 Turbo ECOTEC 1.6 CDTi	70 64 74 103 88 103 81	12.09 12.09 12.09 01.12 11.10 12.09 02.14	+ Bremsscheibendurchm. 276 mm ³⁾ + Bremsscheibendurchm. 276 mm ³⁾ + Bremsscheibendurchm. 276 mm ³⁾ + Bremsscheibendurchm. 276 mm ³⁾ + Bremsscheibendurchm. 276 mm ³⁾ + Bremsscheibendurchm. 276 mm ³⁾ + Bremsscheibendurchm. 276 mm ³⁾	24.0126-0165.1 24.0326-0165.1	426165 526165		276 26,0 23,0 V +S +B 276 26,0 23,0 V +S +B PD

¹⁾ for 5 bore wheel rim / per cerchione a 5 fori / pour jante à 5 trous / para Llantas de 5 taladros

²⁾ for 4 bore wheel rim / per cerchione a 4 fori / pour jante à 4 trous / para Llantas de 4 taladros

³⁾ + brake disc diameter 276 mm / + disco fr.diam. 276mm / + disques fr.diam. 276mm / + disco fr.diam. 276mm

⁴⁾ + brake disc diameter 300mm / + diametro dischi freno 300mm / + diamètre disques frein 300mm / + diámetro disco freno 300mm

⁵⁾ + brake disc diameter 321mm / + diametro dischi freno 321mm / + diamètre disques frein 321mm / + diámetro disco freno 321mm



OPEL ASTRA J / GTC / Vauxhall Astra MK VI (09-)

	1.6 CDTi	100	01.14	+ Bremsscheibendurchm. 276 mm ¹⁾	24.0126-0165.1	426165		276 26,0 23,0 V +S +B
	1.6 SIDI	125	12.12	+ Bremsscheibendurchm. 276 mm ¹⁾	24.0326-0165.1	526165		276 26,0 23,0 V +S +B PD
	1.6 SIDI	147	07.13	+ Bremsscheibendurchm. 276 mm ¹⁾				
	1.6 Turbo ECOTEC	85	12.09	+ Bremsscheibendurchm. 276 mm ¹⁾				
	1.6 Turbo ECOTEC	132	12.09	+ Bremsscheibendurchm. 276 mm ¹⁾				
	1.7 CDTi ECOTEC	81	12.09	+ Bremsscheibendurchm. 276 mm ¹⁾				
	1.7 CDTi ECOTEC	96	12.09	+ Bremsscheibendurchm. 276 mm ¹⁾				
	1.8	103	10.11	+ Bremsscheibendurchm. 276 mm ¹⁾				
	2.0 CDTi BiTurbo	143	12.12	+ Bremsscheibendurchm. 276 mm ¹⁾				
	2.0 CDTi ECOTEC		12.09	+ Bremsscheibendurchm. 276 mm ¹⁾				
	1.3 CDTi ECOTEC	70	12.09	+ Bremsscheibendurchm. 300 mm ²⁾	24.0126-0166.1	426166		300 26,0 23,0 V L +S +B
	1.4 ecoFLEX	64	12.09	+ Bremsscheibendurchm. 300 mm ²⁾	24.0326-0166.1	526166		300 26,0 23,0 V L +S +B PD
	1.4 ecoFLEX	74	12.09	+ Bremsscheibendurchm. 300 mm ²⁾				
	1.4 LPG Turbo ecoFLEX	103	01.12	+ Bremsscheibendurchm. 300 mm ²⁾				
	1.4 Turbo ECOTEC	88	11.10	+ Bremsscheibendurchm. 300 mm ²⁾				
1.4 Turbo ECOTEC	103	12.09	+ Bremsscheibendurchm. 300 mm ²⁾					
1.6 CDTi	81	02.14	+ Bremsscheibendurchm. 300 mm ²⁾					
1.6 CDTi	100	01.14	+ Bremsscheibendurchm. 300 mm ²⁾					
1.6 SIDI	125	12.12	+ Bremsscheibendurchm. 300 mm ²⁾					
1.6 SIDI	147	07.13	+ Bremsscheibendurchm. 300 mm ²⁾					
1.6 Turbo ECOTEC	85	12.09	+ Bremsscheibendurchm. 300 mm ²⁾					
1.6 Turbo ECOTEC	132	12.09	+ Bremsscheibendurchm. 300 mm ²⁾					
1.7 CDTi ECOTEC	81	12.09	+ Bremsscheibendurchm. 300 mm ²⁾					
1.7 CDTi ECOTEC	96	12.09	+ Bremsscheibendurchm. 300 mm ²⁾					
1.8	103	10.11	+ Bremsscheibendurchm. 300 mm ²⁾					
2.0 CDTi BiTurbo	143	12.12	+ Bremsscheibendurchm. 300 mm ²⁾					
2.0 CDTi ECOTEC		12.09	+ Bremsscheibendurchm. 300 mm ²⁾					
1.3 CDTi ECOTEC	70	12.09	+ Bremsscheibendurchm. 321 mm ³⁾	24.0130-0224.1	430224		321 30,0 27,0 V L +S +B	
1.4 ecoFLEX	64	12.09	+ Bremsscheibendurchm. 321 mm ³⁾					
1.4 ecoFLEX	74	12.09	+ Bremsscheibendurchm. 321 mm ³⁾					
1.4 LPG Turbo ecoFLEX	103	01.12	+ Bremsscheibendurchm. 321 mm ³⁾					
1.4 Turbo ECOTEC	88	11.10	+ Bremsscheibendurchm. 321 mm ³⁾					
1.4 Turbo ECOTEC	103	12.09	+ Bremsscheibendurchm. 321 mm ³⁾					
1.6 CDTi	81	02.14	+ Bremsscheibendurchm. 321 mm ³⁾					
1.6 CDTi	100	01.14	+ Bremsscheibendurchm. 321 mm ³⁾					
1.6 SIDI	125	12.12	+ Bremsscheibendurchm. 321 mm ³⁾					
1.6 SIDI	147	07.13	+ Bremsscheibendurchm. 321 mm ³⁾					
1.6 Turbo ECOTEC	85	12.09	+ Bremsscheibendurchm. 321 mm ³⁾					
1.6 Turbo ECOTEC	132	12.09	+ Bremsscheibendurchm. 321 mm ³⁾					
1.7 CDTi ECOTEC	81	12.09	+ Bremsscheibendurchm. 321 mm ³⁾					
1.7 CDTi ECOTEC	96	12.09	+ Bremsscheibendurchm. 321 mm ³⁾					
1.8	103	10.11	+ Bremsscheibendurchm. 321 mm ³⁾					
2.0 CDTi BiTurbo	143	12.12	+ Bremsscheibendurchm. 321 mm ³⁾					
2.0 CDTi ECOTEC		12.09	+ Bremsscheibendurchm. 321 mm ³⁾					
	1.3 CDTi ECOTEC	70	12.09		24.0711-5377.3	360379	2 - Flexride Fahrwerk/ 3-türig ⁴⁾	Radsensor L=930
	1.4 ecoFLEX	64	12.09		24.0711-5348.3	360351	2 - Flexride Fahrwerk/ 5-türig ⁵⁾	Radsensor L=800
	1.4 ecoFLEX	74	12.09					
	1.4 LPG Turbo ecoFLEX	103	01.12					
	1.4 Turbo ECOTEC	88	11.10					
	1.4 Turbo ECOTEC	103	12.09					
	1.6 CDTi	81	02.14					
	1.6 CDTi	100	01.14					
	1.6 SIDI	125	12.12					
	1.6 SIDI	147	07.13					
	1.6 Turbo ECOTEC	85	12.09					
	1.6 Turbo ECOTEC	132	12.09					
	1.7 CDTi ECOTEC	81	12.09					
	1.7 CDTi ECOTEC	96	12.09					
	1.8	103	10.11					
2.0 CDTi BiTurbo	143	12.12						
2.0 CDTi ECOTEC		12.09						
2.0 OPC	206	06.12		24.0711-5377.3	360379	2 - Flexride Fahrwerk ⁶⁾	Radsensor L=930	
	1.3 CDTi ECOTEC	70	12.09		13.0460-7264.2	607264		25096 17,0 +WK/Zub ATE
	1.4 ecoFLEX	64	12.09		13.0470-7264.2	LD7264		25096 17,0 +WK/Zub ATE
	1.4 ecoFLEX	74	12.09					
	1.4 LPG Turbo ecoFLEX	103	01.12					
	1.4 Turbo ECOTEC	88	11.10					
	1.4 Turbo ECOTEC	103	12.09					
	1.6 CDTi	81	02.14					
	1.6 CDTi	100	01.14					
	1.6 SIDI	125	12.12					
	1.6 SIDI	147	07.13					
	1.6 Turbo ECOTEC	85	12.09					
	1.6 Turbo ECOTEC	132	12.09					
	1.7 CDTi ECOTEC	81	12.09					
	1.7 CDTi ECOTEC	96	12.09					
	1.8	103	10.11					
2.0 CDTi BiTurbo	143	12.12						
2.0 CDTi ECOTEC		12.09						
	1.3 CDTi ECOTEC	70	12.09	+ Bremsscheibendurchm. 268 mm ⁷⁾	24.0112-0188.1	412188		268 12,0 10,0 +S +B
	1.4 ecoFLEX	64	12.09	+ Bremsscheibendurchm. 268 mm ⁷⁾				
	1.4 ecoFLEX	74	12.09	+ Bremsscheibendurchm. 268 mm ⁷⁾				
	1.4 LPG Turbo ecoFLEX	103	01.12	+ Bremsscheibendurchm. 268 mm ⁷⁾				
	1.4 Turbo ECOTEC	88	11.10	+ Bremsscheibendurchm. 268 mm ⁷⁾				
	1.4 Turbo ECOTEC	103	12.09	+ Bremsscheibendurchm. 268 mm ⁷⁾				
	1.6 CDTi	81	02.14	+ Bremsscheibendurchm. 268 mm ⁷⁾				
1.6 CDTi	100	01.14	+ Bremsscheibendurchm. 268 mm ⁷⁾					

¹⁾ + brake disc diameter 276 mm / + disco fr.diam. 276mm / + disques fr.diam. 276mm / + disco fr.diam. 276mm
²⁾ + brake disc diameter 300mm / + diametro dischi freno 300mm / + diamètre disques frein 300mm / + diametro disco freno 300mm
³⁾ + brake disc diameter 321mm / + diametro dischi freno 321mm / + diamètre disques frein 321mm / + diametro disco freno 321mm
⁴⁾ - flexride suspension/ 3 door / - autotelaio flexride/ 3 porte / - châssis de flexride / 3 portes / - suspensión flexride/ 3 puertas
⁵⁾ - flexride suspension/ 5 door / - autotelaio flexride/ 5 porte / - châssis de flexride / 5 portes / - suspensión flexride/ 5 puertas
⁶⁾ - flexride suspension / - autotelaio flexride / - châssis de flexride / - suspensión flexride
⁷⁾ + brake disc diameter 268 mm / + disco fr.diam. 268mm / + disques fr.diam. 268mm / + disco fr.diam. 268mm





OPEL ASTRA J / GTC / Vauxhall Astra MK VI (09-)

	1.6 SIDI	125	12.12	+ Bremsscheibendurchm. 268 mm ¹⁾	24.0112-0188.1	412188		268 12,0 10,0 +S +B				
	1.6 SIDI	147	07.13	+ Bremsscheibendurchm. 268 mm ¹⁾								
	1.6 Turbo ECOTEC	85	12.09	+ Bremsscheibendurchm. 268 mm ¹⁾								
	1.6 Turbo ECOTEC	132	12.09	+ Bremsscheibendurchm. 268 mm ¹⁾								
	1.7 CDTi ECOTEC	81	12.09	+ Bremsscheibendurchm. 268 mm ¹⁾								
	1.7 CDTi ECOTEC	96	12.09	+ Bremsscheibendurchm. 268 mm ¹⁾								
	1.8	103	10.11	+ Bremsscheibendurchm. 268 mm ¹⁾								
	2.0 CDTi BiTurbo	143	12.12	+ Bremsscheibendurchm. 268 mm ¹⁾								
	2.0 CDTi ECOTEC	143	12.09	+ Bremsscheibendurchm. 268 mm ¹⁾								
	1.3 CDTi ECOTEC	70	12.09	+ Bremsscheibendurchm. 292mm ²⁾					24.0112-0189.1	412189		292 12,0 10,0 +S +B
	1.4 ecoFLEX	64	12.09	+ Bremsscheibendurchm. 292mm ²⁾								
	1.4 ecoFLEX	74	12.09	+ Bremsscheibendurchm. 292mm ²⁾								
	1.4 LPG Turbo ecoFLEX	103	01.12	+ Bremsscheibendurchm. 292mm ²⁾								
	1.4 Turbo ECOTEC	88	11.10	+ Bremsscheibendurchm. 292mm ²⁾								
1.4 Turbo ECOTEC	103	12.09	+ Bremsscheibendurchm. 292mm ²⁾									
1.6 CDTi	81	02.14	+ Bremsscheibendurchm. 292mm ²⁾									
1.6 CDTi	100	01.14	+ Bremsscheibendurchm. 292mm ²⁾									
1.6 SIDI	125	12.12	+ Bremsscheibendurchm. 292mm ²⁾									
1.6 SIDI	147	07.13	+ Bremsscheibendurchm. 292mm ²⁾									
1.6 Turbo ECOTEC	85	12.09	+ Bremsscheibendurchm. 292mm ²⁾									
1.6 Turbo ECOTEC	132	12.09	+ Bremsscheibendurchm. 292mm ²⁾									
1.7 CDTi ECOTEC	81	12.09	+ Bremsscheibendurchm. 292mm ²⁾									
1.7 CDTi ECOTEC	96	12.09	+ Bremsscheibendurchm. 292mm ²⁾									
1.8	103	10.11	+ Bremsscheibendurchm. 292mm ²⁾									
2.0 CDTi BiTurbo	143	12.12	+ Bremsscheibendurchm. 292mm ²⁾									
2.0 CDTi ECOTEC	143	12.09	+ Bremsscheibendurchm. 292mm ²⁾									
	1.3 CDTi ECOTEC	70	12.09		24.0711-5366.3	360355	2 - Flexride Fahrwerk ³⁾	Radsensor L=574				
	1.4 ecoFLEX	64	12.09									
	1.4 ecoFLEX	74	12.09									
	1.4 LPG Turbo ecoFLEX	103	01.12									
	1.4 Turbo ECOTEC	88	11.10									
	1.4 Turbo ECOTEC	103	12.09									
	1.6 CDTi	81	02.14									
	1.6 CDTi	100	01.14									
	1.6 SIDI	125	12.12									
	1.6 SIDI	147	07.13									
	1.6 Turbo ECOTEC	85	12.09									
	1.6 Turbo ECOTEC	132	12.09									
	1.7 CDTi ECOTEC	81	12.09									
	1.7 CDTi ECOTEC	96	12.09									
1.8	103	10.11										
2.0 CDTi BiTurbo	143	12.12										
2.0 CDTi ECOTEC	143	12.09										
2.0 OPC	206	06.12										

OPEL ASTRA J Sports Tourer/Vau.Astra Sports Tourer (10-)

	1.3 CDTi ECOTEC	70	11.10	+ Bremsscheibendurchm. 276 mm ⁴⁾	13.0460-7262.2	607262		25031 19,1 +/WK/Zub					
	1.4 ecoFLEX	64	11.10	+ Bremsscheibendurchm. 276 mm ⁴⁾									
	1.4 ecoFLEX	74	11.10	+ Bremsscheibendurchm. 276 mm ⁴⁾									
	1.4 LPG Turbo ecoFLEX	103	01.12	+ Bremsscheibendurchm. 276 mm ⁴⁾									
	1.4 Turbo ECOTEC	88	11.10	+ Bremsscheibendurchm. 276 mm ⁴⁾									
	1.4 Turbo ECOTEC	103	11.10	+ Bremsscheibendurchm. 276 mm ⁴⁾									
	1.6 CDTi	81	02.14	+ Bremsscheibendurchm. 276 mm ⁴⁾									
	1.6 CDTi	100	01.14	+ Bremsscheibendurchm. 276 mm ⁴⁾									
	1.6 ECOTEC	85	11.10	+ Bremsscheibendurchm. 276 mm ⁴⁾									
	1.6 LPG	84	10.12	+ Bremsscheibendurchm. 276 mm ⁴⁾									
	1.6 SIDI	125	12.12	+ Bremsscheibendurchm. 276 mm ⁴⁾									
	1.6 Turbo ECOTEC	132	11.10	+ Bremsscheibendurchm. 276 mm ⁴⁾									
	1.7 CDTi ECOTEC	81	11.10	+ Bremsscheibendurchm. 276 mm ⁴⁾									
	1.7 CDTi ECOTEC	92	11.10	+ Bremsscheibendurchm. 276 mm ⁴⁾									
2.0 CDTi BiTurbo	143	12.12	+ Bremsscheibendurchm. 276 mm ⁴⁾										
2.0 CDTi ECOTEC	143	11.10	+ Bremsscheibendurchm. 276 mm ⁴⁾										
	1.3 CDTi ECOTEC	70	11.10	+ Bremsscheibendurchm. 300 mm ⁵⁾	13.0460-7263.2	607263		24034 19,1 +/WK/Zub					
	1.4 ecoFLEX	64	11.10	+ Bremsscheibendurchm. 300 mm ⁵⁾									
	1.4 ecoFLEX	74	11.10	+ Bremsscheibendurchm. 300 mm ⁵⁾									
	1.4 LPG Turbo ecoFLEX	103	01.12	+ Bremsscheibendurchm. 300 mm ⁵⁾									
	1.4 Turbo ECOTEC	88	11.10	+ Bremsscheibendurchm. 300 mm ⁵⁾									
	1.4 Turbo ECOTEC	103	11.10	+ Bremsscheibendurchm. 300 mm ⁵⁾									
	1.6 CDTi	81	02.14	+ Bremsscheibendurchm. 300 mm ⁵⁾									
	1.6 CDTi	100	01.14	+ Bremsscheibendurchm. 300 mm ⁵⁾									
	1.6 ECOTEC	85	11.10	+ Bremsscheibendurchm. 300 mm ⁵⁾									
	1.6 LPG	84	10.12	+ Bremsscheibendurchm. 300 mm ⁵⁾									
	1.6 SIDI	125	12.12	+ Bremsscheibendurchm. 300 mm ⁵⁾									
	1.6 Turbo ECOTEC	132	11.10	+ Bremsscheibendurchm. 300 mm ⁵⁾									
	1.7 CDTi ECOTEC	81	11.10	+ Bremsscheibendurchm. 300 mm ⁵⁾									
	1.7 CDTi ECOTEC	92	11.10	+ Bremsscheibendurchm. 300 mm ⁵⁾									
2.0 CDTi BiTurbo	143	12.12	+ Bremsscheibendurchm. 300 mm ⁵⁾										
2.0 CDTi ECOTEC	143	11.10	+ Bremsscheibendurchm. 300 mm ⁵⁾										
	1.3 CDTi ECOTEC	70	11.10	+ Bremsscheibendurchm. 321 mm ⁶⁾	13.0460-5612.2	605612		24412 19,0 +/WK/Zub					
	1.4 ecoFLEX	64	11.10	+ Bremsscheibendurchm. 321 mm ⁶⁾									
	1.4 ecoFLEX	74	11.10	+ Bremsscheibendurchm. 321 mm ⁶⁾									
	1.4 LPG Turbo ecoFLEX	103	01.12	+ Bremsscheibendurchm. 321 mm ⁶⁾									
	1.4 Turbo ECOTEC	88	11.10	+ Bremsscheibendurchm. 321 mm ⁶⁾									
	1.4 Turbo ECOTEC	103	11.10	+ Bremsscheibendurchm. 321 mm ⁶⁾									
	1.6 CDTi	81	02.14	+ Bremsscheibendurchm. 321 mm ⁶⁾									
	1.6 CDTi	100	01.14	+ Bremsscheibendurchm. 321 mm ⁶⁾									
	1.6 ECOTEC	85	11.10	+ Bremsscheibendurchm. 321 mm ⁶⁾									
	↓												

¹⁾ + brake disc diameter 268 mm / + disco fr.diam. 268mm / + disques fr.diam. 268mm / + disco fr.diam. 268mm
²⁾ + brake disc diameter 292mm / + diametro dischi freno 292mm / + diamètre disques frein 292mm / + diametro disco freno 292mm
³⁾ - flexride suspension / - autotelaio flexride / - châssis de flexride / - suspensión flexride
⁴⁾ + brake disc diameter 276 mm / + disco fr.diam. 276mm / + disques fr.diam. 276mm / + disco fr.diam. 276mm
⁵⁾ + brake disc diameter 300mm / + diametro dischi freno 300mm / + diamètre disques frein 300mm / + diametro disco freno 300mm
⁶⁾ + brake disc diameter 321 mm / + diametro dischi freno 321mm / + diamètre disques frein 321mm / + diametro disco freno 321mm



OPEL ASTRA J Sports Tourer/Vau.Astra Sports Tourer (10-)

	1.6 LPG 1.6 SIDI 1.6 Turbo ECOTEC 1.7 CDTi ECOTEC 1.7 CDTi ECOTEC 2.0 CDTi BiTurbo 2.0 CDTi ECOTEC	84 125 132 92 143	10.12 12.12 11.10 11.10 11.10 12.12 11.10	+ Bremsscheibendurchm. 321 mm ¹⁾ + Bremsscheibendurchm. 321 mm ¹⁾ + Bremsscheibendurchm. 321 mm ¹⁾ + Bremsscheibendurchm. 321 mm ¹⁾ + Bremsscheibendurchm. 321 mm ¹⁾ + Bremsscheibendurchm. 321 mm ¹⁾	13.0460-5612.2 13.0470-5612.2	605612 LD5612		24412 19,0 +WK/Zub 24412 19,0 +WK/Zub	MAN MAN
	1.3 CDTi ECOTEC 1.4 ecoFLEX 1.4 ecoFLEX 1.4 LPG Turbo ecoFLEX 1.4 Turbo ECOTEC 1.4 Turbo ECOTEC 1.6 CDTi 1.6 CDTi 1.6 ECOTEC 1.6 LPG 1.6 SIDI 1.6 Turbo ECOTEC 1.7 CDTi ECOTEC 1.7 CDTi ECOTEC 2.0 CDTi BiTurbo 2.0 CDTi ECOTEC	70 64 74 103 88 103 81 100 85 84 125 132	11.10 11.10 11.10 01.12 11.10 11.10 02.14 01.14 11.10 10.12 12.12 11.10 11.10 11.10 12.12 11.10	+ Bremsscheibendurchm. 276 mm ²⁾ + Bremsscheibendurchm. 276 mm ²⁾ + Bremsscheibendurchm. 276 mm ²⁾ + Bremsscheibendurchm. 276 mm ²⁾ + Bremsscheibendurchm. 276 mm ²⁾ + Bremsscheibendurchm. 276 mm ²⁾ + Bremsscheibendurchm. 276 mm ²⁾ + Bremsscheibendurchm. 276 mm ²⁾ + Bremsscheibendurchm. 276 mm ²⁾ + Bremsscheibendurchm. 276 mm ²⁾ + Bremsscheibendurchm. 276 mm ²⁾ + Bremsscheibendurchm. 276 mm ²⁾ + Bremsscheibendurchm. 276 mm ²⁾ + Bremsscheibendurchm. 276 mm ²⁾ + Bremsscheibendurchm. 276 mm ²⁾	24.0126-0165.1 24.0326-0165.1	426165 526165		276 26,0 23,0 V +S +B 276 26,0 23,0 V +S +B PD	
	1.3 CDTi ECOTEC 1.4 ecoFLEX 1.4 ecoFLEX 1.4 LPG Turbo ecoFLEX 1.4 Turbo ECOTEC 1.4 Turbo ECOTEC 1.6 CDTi 1.6 CDTi 1.6 ECOTEC 1.6 LPG 1.6 SIDI 1.6 Turbo ECOTEC 1.7 CDTi ECOTEC 1.7 CDTi ECOTEC 2.0 CDTi BiTurbo 2.0 CDTi ECOTEC	70 64 74 103 88 103 81 100 85 84 125 132	11.10 11.10 11.10 01.12 11.10 11.10 02.14 01.14 11.10 10.12 12.12 11.10 11.10 11.10 12.12 11.10	+ Bremsscheibendurchm. 300 mm ³⁾ + Bremsscheibendurchm. 300 mm ³⁾ + Bremsscheibendurchm. 300 mm ³⁾ + Bremsscheibendurchm. 300 mm ³⁾ + Bremsscheibendurchm. 300 mm ³⁾ + Bremsscheibendurchm. 300 mm ³⁾ + Bremsscheibendurchm. 300 mm ³⁾ + Bremsscheibendurchm. 300 mm ³⁾ + Bremsscheibendurchm. 300 mm ³⁾ + Bremsscheibendurchm. 300 mm ³⁾ + Bremsscheibendurchm. 300 mm ³⁾ + Bremsscheibendurchm. 300 mm ³⁾ + Bremsscheibendurchm. 300 mm ³⁾ + Bremsscheibendurchm. 300 mm ³⁾ + Bremsscheibendurchm. 300 mm ³⁾ + Bremsscheibendurchm. 300 mm ³⁾	24.0126-0166.1 24.0326-0166.1	426166 526166		300 26,0 23,0 V L +S +B 300 26,0 23,0 V L +S +B PD	
	1.3 CDTi ECOTEC 1.4 ecoFLEX 1.4 ecoFLEX 1.4 LPG Turbo ecoFLEX 1.4 Turbo ECOTEC 1.4 Turbo ECOTEC 1.6 CDTi 1.6 CDTi 1.6 ECOTEC 1.6 LPG 1.6 SIDI 1.6 Turbo ECOTEC 1.7 CDTi ECOTEC 1.7 CDTi ECOTEC 2.0 CDTi BiTurbo 2.0 CDTi ECOTEC	70 64 74 103 88 103 81 100 85 84 125 132	11.10 11.10 11.10 01.12 11.10 11.10 02.14 01.14 11.10 10.12 12.12 11.10 11.10 11.10 12.12 11.10	+ Bremsscheibendurchm. 321 mm ¹⁾ + Bremsscheibendurchm. 321 mm ¹⁾ + Bremsscheibendurchm. 321 mm ¹⁾ + Bremsscheibendurchm. 321 mm ¹⁾ + Bremsscheibendurchm. 321 mm ¹⁾ + Bremsscheibendurchm. 321 mm ¹⁾ + Bremsscheibendurchm. 321 mm ¹⁾ + Bremsscheibendurchm. 321 mm ¹⁾ + Bremsscheibendurchm. 321 mm ¹⁾ + Bremsscheibendurchm. 321 mm ¹⁾ + Bremsscheibendurchm. 321 mm ¹⁾ + Bremsscheibendurchm. 321 mm ¹⁾ + Bremsscheibendurchm. 321 mm ¹⁾ + Bremsscheibendurchm. 321 mm ¹⁾ + Bremsscheibendurchm. 321 mm ¹⁾ + Bremsscheibendurchm. 321 mm ¹⁾	24.0130-0224.1	430224		321 30,0 27,0 V L +S +B	
	1.3 CDTi ECOTEC 1.4 ecoFLEX 1.4 ecoFLEX 1.4 LPG Turbo ecoFLEX 1.4 Turbo ECOTEC 1.4 Turbo ECOTEC 1.6 CDTi 1.6 CDTi 1.6 ECOTEC 1.6 LPG 1.6 SIDI 1.6 Turbo ECOTEC 1.7 CDTi ECOTEC 1.7 CDTi ECOTEC 2.0 CDTi BiTurbo 2.0 CDTi ECOTEC	70 64 74 103 88 103 81 100 85 84 125 132	11.10 11.10 11.10 01.12 11.10 11.10 02.14 01.14 11.10 10.12 12.12 11.10 11.10 11.10 12.12 11.10	+ Bremsscheibendurchm. 321 mm ¹⁾ + Bremsscheibendurchm. 321 mm ¹⁾ + Bremsscheibendurchm. 321 mm ¹⁾ + Bremsscheibendurchm. 321 mm ¹⁾ + Bremsscheibendurchm. 321 mm ¹⁾ + Bremsscheibendurchm. 321 mm ¹⁾ + Bremsscheibendurchm. 321 mm ¹⁾ + Bremsscheibendurchm. 321 mm ¹⁾ + Bremsscheibendurchm. 321 mm ¹⁾ + Bremsscheibendurchm. 321 mm ¹⁾ + Bremsscheibendurchm. 321 mm ¹⁾ + Bremsscheibendurchm. 321 mm ¹⁾ + Bremsscheibendurchm. 321 mm ¹⁾ + Bremsscheibendurchm. 321 mm ¹⁾ + Bremsscheibendurchm. 321 mm ¹⁾ + Bremsscheibendurchm. 321 mm ¹⁾	24.0711-5348.3	360351	2 - Flexride Fahrwerk ⁴⁾	Radsensor L=800	
	1.3 CDTi ECOTEC 1.4 ecoFLEX 1.4 ecoFLEX 1.4 LPG Turbo ecoFLEX 1.4 Turbo ECOTEC 1.4 Turbo ECOTEC 1.6 CDTi 1.6 CDTi 1.6 ECOTEC 1.6 LPG 1.6 SIDI 1.6 Turbo ECOTEC 1.7 CDTi ECOTEC 1.7 CDTi ECOTEC 2.0 CDTi BiTurbo 2.0 CDTi ECOTEC	70 64 74 103 88 103 81 100 85 84 125 132	11.10 11.10 11.10 01.12 11.10 11.10 02.14 01.14 11.10 10.12 12.12 11.10 11.10 11.10 12.12 11.10	+ Bremsscheibendurchm. 321 mm ¹⁾ + Bremsscheibendurchm. 321 mm ¹⁾ + Bremsscheibendurchm. 321 mm ¹⁾ + Bremsscheibendurchm. 321 mm ¹⁾ + Bremsscheibendurchm. 321 mm ¹⁾ + Bremsscheibendurchm. 321 mm ¹⁾ + Bremsscheibendurchm. 321 mm ¹⁾ + Bremsscheibendurchm. 321 mm ¹⁾ + Bremsscheibendurchm. 321 mm ¹⁾ + Bremsscheibendurchm. 321 mm ¹⁾ + Bremsscheibendurchm. 321 mm ¹⁾ + Bremsscheibendurchm. 321 mm ¹⁾ + Bremsscheibendurchm. 321 mm ¹⁾ + Bremsscheibendurchm. 321 mm ¹⁾ + Bremsscheibendurchm. 321 mm ¹⁾ + Bremsscheibendurchm. 321 mm ¹⁾	13.0460-7264.2 13.0470-7264.2	607264 LD7264		25096 17,0 +WK/Zub 25096 17,0 +WK/Zub	ATE ATE

¹⁾ + brake disc diameter 321mm / + diametro dischi freno 321mm / + diamètre disques frein 321mm / + diámetro disco freno 321mm
²⁾ + brake disc diameter 276 mm / + disco fr.diam. 276mm / + disques fr.diam. 276mm / + disco fr.diam. 276mm
³⁾ + brake disc diameter 300mm / + diametro dischi freno 300mm / + diamètre disques frein 300mm / + diámetro disco freno 300mm
⁴⁾ - flexride suspension / - autotelaio flexride / - châssis de flexride / - suspensión flexride





OPEL ASTRA J Sports Tourer/Vau.Astra Sports Tourer (10-)

	1.3 CDTi ECOTEC	70		11.10	+ Bremsscheibendurchm. 268 mm ¹⁾	24.0112-0188.1	412188		268 12,0 10,0 +S +B
	1.4 ecoFLEX	64		11.10	+ Bremsscheibendurchm. 268 mm ¹⁾				
	1.4 ecoFLEX	74		11.10	+ Bremsscheibendurchm. 268 mm ¹⁾				
	1.4 LPG Turbo ecoFLEX	103		01.12	+ Bremsscheibendurchm. 268 mm ¹⁾				
	1.4 Turbo ECOTEC	88		11.10	+ Bremsscheibendurchm. 268 mm ¹⁾				
	1.4 Turbo ECOTEC	103		11.10	+ Bremsscheibendurchm. 268 mm ¹⁾				
	1.6 CDTi	81		02.14	+ Bremsscheibendurchm. 268 mm ¹⁾				
	1.6 CDTi	100		01.14	+ Bremsscheibendurchm. 268 mm ¹⁾				
	1.6 ECOTEC	85		11.10	+ Bremsscheibendurchm. 268 mm ¹⁾				
	1.6 LPG	84		10.12	+ Bremsscheibendurchm. 268 mm ¹⁾				
	1.6 SIDI	125		12.12	+ Bremsscheibendurchm. 268 mm ¹⁾				
	1.6 Turbo ECOTEC	132		11.10	+ Bremsscheibendurchm. 268 mm ¹⁾				
	1.7 CDTi ECOTEC			11.10	+ Bremsscheibendurchm. 268 mm ¹⁾				
	1.7 CDTi ECOTEC	92		11.10	+ Bremsscheibendurchm. 268 mm ¹⁾				
	2.0 CDTi BiTurbo	143		12.12	+ Bremsscheibendurchm. 268 mm ¹⁾				
	2.0 CDTi ECOTEC			11.10	+ Bremsscheibendurchm. 268 mm ¹⁾				
	1.3 CDTi ECOTEC	70		11.10	+ Bremsscheibendurchm. 292mm ²⁾	24.0112-0189.1	412189		292 12,0 10,0 +S +B
	1.4 ecoFLEX	64		11.10	+ Bremsscheibendurchm. 292mm ²⁾				
	1.4 ecoFLEX	74		11.10	+ Bremsscheibendurchm. 292mm ²⁾				
	1.4 LPG Turbo ecoFLEX	103		01.12	+ Bremsscheibendurchm. 292mm ²⁾				
1.4 Turbo ECOTEC	88		11.10	+ Bremsscheibendurchm. 292mm ²⁾					
1.4 Turbo ECOTEC	103		11.10	+ Bremsscheibendurchm. 292mm ²⁾					
1.6 CDTi	81		02.14	+ Bremsscheibendurchm. 292mm ²⁾					
1.6 CDTi	100		01.14	+ Bremsscheibendurchm. 292mm ²⁾					
1.6 ECOTEC	85		11.10	+ Bremsscheibendurchm. 292mm ²⁾					
1.6 LPG	84		10.12	+ Bremsscheibendurchm. 292mm ²⁾					
1.6 SIDI	125		12.12	+ Bremsscheibendurchm. 292mm ²⁾					
1.6 Turbo ECOTEC	132		11.10	+ Bremsscheibendurchm. 292mm ²⁾					
1.7 CDTi ECOTEC			11.10	+ Bremsscheibendurchm. 292mm ²⁾					
1.7 CDTi ECOTEC	92		11.10	+ Bremsscheibendurchm. 292mm ²⁾					
2.0 CDTi BiTurbo	143		12.12	+ Bremsscheibendurchm. 292mm ²⁾					
2.0 CDTi ECOTEC			11.10	+ Bremsscheibendurchm. 292mm ²⁾					
	1.3 CDTi ECOTEC	70		11.10		24.0711-5366.3	360355	2 - Flexride Fahrwerk ³⁾	Radsensor L=574
	1.4 ecoFLEX	64		11.10					
	1.4 ecoFLEX	74		11.10					
	1.4 LPG Turbo ecoFLEX	103		01.12					
	1.4 Turbo ECOTEC	88		11.10					
	1.4 Turbo ECOTEC	103		11.10					
	1.6 CDTi	81		02.14					
	1.6 CDTi	100		01.14					
	1.6 ECOTEC	85		11.10					
	1.6 LPG	84		10.12					
	1.6 SIDI	125		12.12					
	1.6 Turbo ECOTEC	132		11.10					
	1.7 CDTi ECOTEC			11.10					
	1.7 CDTi ECOTEC	92		11.10					
2.0 CDTi BiTurbo	143		12.12						
2.0 CDTi ECOTEC			11.10						

























OPEL CALIBRA / Vauxhall Calibra (89-97)

	2.0			09.89	07.97	13.0460-7052.2	607052		21190 17,5 +/WE	ATE
	2.0 16V			09.89	07.97	24.8190-0705.2	620705	2	Warnkontakt L=670mm	
	2.0 16V 4x4			09.89	07.97					
	2.0 4x4			09.89	07.97					
	2.0 Turbo		S9999999	03.92		13.0460-7080.2	607080		21411 17,5 +	ATE
	2.5		S9999999	02.93		24.8190-0707.2	620707	2	Warnkontakt L=685mm	
	2.0 Turbo	T1000001		07.97		13.0460-7091.2	607091		21829 20,3 +/WE	ATE
	2.5	T1000001		07.97		24.8190-0713.2	620713	2	Warnkontakt L=685mm	
	2.0			09.89	07.97	24.0124-0115.1	424115		256 24,0 21,0 V L +S +B	
	2.0 16V			09.89	07.97	24.0324-0115.1	524115		256 24,0 21,0 V L +S +B PD	
	2.0 16V 4x4			09.89	07.97					
	2.0 4x4			09.89	07.97					
	2.0 Turbo		S9999999	03.92		24.0124-0133.1	424133		284 24,0 21,0 V L	
	2.5		S9999999	02.93						
	2.0 Turbo	T1000001		07.97		24.0125-0119.1	425119		288 25,0 22,0 V L +S +B	
	2.5	T1000001		07.97		24.0325-0119.1	525119		288 25,0 22,0 V L +S +B PD	
	2.0			09.89	07.97	13.0460-4043.2	604043		21140 15,0	ATE
	2.0 16V			09.89	07.97	13.0460-0217.2	610217		Belagsatz-Zubehör	ATE
	2.0 16V 4x4			09.89	07.97					
	2.0 4x4			09.89	07.97					
	2.0 Turbo			03.92	07.97					
	2.5		S9999999	02.93						
	2.5	T1000001		07.97		13.0460-4040.2	604040		21050 15,8	ATE
	2.0			09.89	07.97	13.0460-0347.2	610347		Belagsatz-Zubehör	
	2.0 16V			09.89	07.97	24.0110-0205.1	410205		270 9,9 8,0 +B	
	2.0 16V 4x4			09.89	07.97					
	2.0 4x4			09.89	07.97					
	2.0 Turbo			03.92	07.97	24.0110-0253.1	410253		270 10,0 8,0	
	2.5			02.93	07.97					
	2.0			09.89	07.97	03.0137-0172.2	650172		160 x 25	
	2.0 16V			09.89	07.97	03.0137-9092.2	669092		Bremsbacken-Zubehör	
	2.0 16V 4x4			09.89	07.97					
	2.0 4x4			09.89	07.97					
	2.0 Turbo			03.92	07.97					

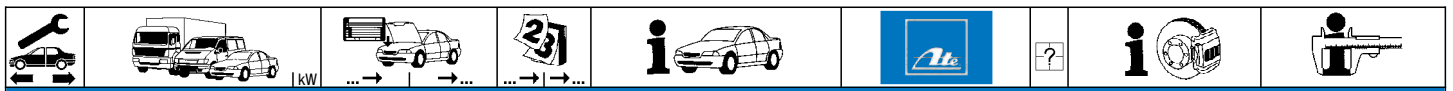
¹⁾ + brake disc diameter 268 mm / + disco fr.diam. 268mm / + disques fr.diam. 268mm / + disco fr.diam. 268mm

²⁾ + brake disc diameter 292mm / + diametro dischi freno 292mm / + diamètre disques frein 292mm / + diametro disco freno 292mm

³⁾ - flexride suspension / - autotelaio flexride / - châssis de flexride / - suspensión flexride

								
OPEL CALIBRA / Vauxhall Calibra (89-97)								
	2.5		02.93	07.97		03.0137-0172.2 03.0137-9243.2	650172 669243	160 x 25 Bremsbacken-Zubehör
OPEL CAMPO (91-96)								
	2.2 D 2.2 D 4x4 2.3 2.3 4x4 2.5 D 2.5 D 4x4 2.5 TD 3.1 TD		01.92 09.90 01.92 06.90 01.92 06.90 07.94 01.92	08.96 08.96 08.96 08.96 08.96 08.96 08.96 08.96		13.0460-5942.2 13.0460-0337.2	605942 610337	21544 16,5 +/WK Belagsatz-Zubehör AKE AKE
	2.2 D 2.2 D 4x4 2.3 2.3 4x4 2.5 D 2.5 D 4x4 2.5 TD 3.1 TD		01.92 09.90 01.92 06.90 01.92 06.90 07.94 01.92	08.96 08.96 08.96 08.96 08.96 08.96 08.96 08.96		24.0122-0156.1	422156	257 22,0 20,6 V
OPEL CAMPO (97-01)								
	2.5 DTI 2.5 DTI 4x4 3.1 TD 3.1 TD 4x4		09.96 09.96 09.96 09.96	05.01 05.01 05.01 05.01		13.0460-5942.2 13.0460-0337.2	605942 610337	21544 16,5 +/WK Belagsatz-Zubehör AKE AKE
	2.5 DTI 2.5 DTI 4x4 3.1 TD 3.1 TD 4x4		09.96 09.96 09.96 09.96	05.01 05.01 05.01 05.01		24.0122-0156.1	422156	257 22,0 20,6 V
	2.5 DTI 3.1 TD 2.5 DTI 4x4 3.1 TD 4x4		09.96 09.96 09.96 09.96	05.01 05.01 05.01 05.01		03.0137-0444.2 03.0137-0445.2	650444 650445	254 x 51 294 x 47
OPEL CASCADA / Vauxhall Cascada (13-)								
	1.4 Turbo ECOTEC 88 1.4 Turbo ECOTEC 103 1.6 DI Turbo 147 1.6 SIDI Turbo 125 2.0 CDTi 125 2.0 CDTi BiTurbo 143 2.0 CDTi ECOTEC 121		01.13 01.13 11.13 01.13 07.15 01.13 01.13			13.0460-5612.2 13.0470-5612.2	605612 LD5612	24412 19,0 +/WK/Zub 24412 19,0 +/WK/Zub MAN MAN
	1.4 Turbo ECOTEC 88 1.4 Turbo ECOTEC 103 1.6 DI Turbo 147 1.6 SIDI Turbo 125 2.0 CDTi 125 2.0 CDTi BiTurbo 143 2.0 CDTi ECOTEC 121		01.13 01.13 11.13 01.13 07.15 01.13 01.13			24.0130-0224.1	430224	321 30,0 27,0 V L +S +B
	1.4 Turbo ECOTEC 88 1.4 Turbo ECOTEC 103 1.6 DI Turbo 147 1.6 SIDI Turbo 125 2.0 CDTi 125 2.0 CDTi BiTurbo 143 2.0 CDTi ECOTEC 121		01.13 01.13 11.13 01.13 07.15 01.13 01.13			24.0711-5377.3	360379	2  - Flexride Fahrwerk ¹⁾ Radsensor L=930
	1.4 Turbo ECOTEC 88 1.4 Turbo ECOTEC 103 1.6 DI Turbo 147 1.6 SIDI Turbo 125 2.0 CDTi 125 2.0 CDTi BiTurbo 143 2.0 CDTi ECOTEC 121		01.13 01.13 11.13 01.13 07.15 01.13 01.13			13.0460-7264.2 13.0470-7264.2	607264 LD7264	25096 17,0 +/WK/Zub 25096 17,0 +/WK/Zub ATE ATE
	1.4 Turbo ECOTEC 88 1.4 Turbo ECOTEC 103 1.6 DI Turbo 147 1.6 SIDI Turbo 125 2.0 CDTi 125 2.0 CDTi BiTurbo 143 2.0 CDTi ECOTEC 121		01.13 01.13 11.13 01.13 07.15 01.13 01.13			24.0112-0189.1	412189	292 12,0 10,0 +S +B
	1.4 Turbo ECOTEC 88 1.4 Turbo ECOTEC 103 1.6 DI Turbo 147 1.6 SIDI Turbo 125 2.0 CDTi 125 2.0 CDTi BiTurbo 143 2.0 CDTi ECOTEC 121		01.13 01.13 11.13 01.13 07.15 01.13 01.13			24.0711-5366.3	360355	2  - Flexride Fahrwerk ¹⁾ Radsensor L=574
OPEL COMBO / Vauxhall Combo (01-11)								
	1.3 CDTi 1.4 16V 1.6 1.7 DI 16V 1.7 DTI 16V		06.03 10.01 10.01 10.01 10.01	10.11 10.11 10.11 10.11 10.11	- erhöhte Zuladung ²⁾ - erhöhte Zuladung ²⁾ - erhöhte Zuladung ²⁾ - erhöhte Zuladung ²⁾ - erhöhte Zuladung ²⁾	13.0460-2857.2 13.0470-2857.2	602857 LD2857	23225 17,0 +/WK/Zub/S 23225 17,0 +/WK/Zub/S LUC LUC

1) - flexride suspension / - autotelaio flexride / - châssis de flexride / - suspensión flexride
2) - increased payload / - carico utile maggiorato / - charge utile augmentée / - incremento de carga



OPEL COMBO / Vauxhall Combo (01-11)

	1.3 CDTI		43033898, 53000000	06.03	+ erhöhte Zuladung ¹⁾	13.0460-2857.2	602857		23225 17,0 +/WK/Zub/S LUC
	1.4 16V		43033898, 53000000	10.01	+ erhöhte Zuladung ¹⁾	13.0470-2857.2	LD2857		23225 17,0 +/WK/Zub/S LUC
	1.6		43033898, 53000000	10.01	+ erhöhte Zuladung ¹⁾				
	1.7 DI 16V		43033898, 53000000	10.01	+ erhöhte Zuladung ¹⁾				
	1.7 DTI 16V		43033898, 53000000	10.01	+ erhöhte Zuladung ¹⁾				
	1.3 CDTI	43033899, 53000001		10.11	+ erhöhte Zuladung ¹⁾	13.0460-7179.2	607179		23832 20,2 +/WK ATE
	1.4 16V	43033899, 53000001		10.11	+ erhöhte Zuladung ¹⁾	13.0470-7179.2	LD7179		23832 20,2 +/WK ATE
	1.6	43033899, 53000001		10.11	+ erhöhte Zuladung ¹⁾				
	1.6 CNG			04.05	10.11				
	1.7 CDTI 16V			06.04	10.11				
	1.7 DI 16V	43033899, 53000001		10.11	+ erhöhte Zuladung ¹⁾				
	1.7 DTI 16V	43033899, 53000001		10.11	+ erhöhte Zuladung ¹⁾				
	1.3 CDTI		43033898, 53000000	06.03	10.11	- erhöhte Zuladung ²⁾	24.0124-0166.1	424166	260 24,0 21,0 V L +B
	1.4 16V		43033898, 53000000	10.01	10.11	- erhöhte Zuladung ²⁾	24.0324-0166.1	524166	260 24,0 21,0 V L +B PD
	1.6		43033898, 53000000	10.01	10.11	- erhöhte Zuladung ²⁾			
	1.7 DI 16V		43033898, 53000000	10.01	10.11	- erhöhte Zuladung ²⁾			
	1.7 DTI 16V		43033898, 53000000	10.01	10.11	- erhöhte Zuladung ²⁾			
	1.3 CDTI	43033899, 53000001		10.11	+ erhöhte Zuladung ¹⁾	24.0124-0166.1	424166		260 24,0 21,0 V L +B
	1.4 16V	43033899, 53000001		10.01	+ erhöhte Zuladung ¹⁾	24.0324-0166.1	524166		260 24,0 21,0 V L +B PD
	1.6	43033899, 53000001		10.01	+ erhöhte Zuladung ¹⁾				
	1.7 DI 16V	43033899, 53000001		10.11	+ erhöhte Zuladung ¹⁾				
	1.7 DTI 16V	43033899, 53000001		10.11	+ erhöhte Zuladung ¹⁾				
	1.3 CDTI		43033899, 53000001	04.05	10.11	+ erhöhte Zuladung ¹⁾	24.0125-0148.1	425148	280 25,0 22,0 V L +S +B
	1.4 16V		43033899, 53000001	10.11	+ erhöhte Zuladung ¹⁾	24.0325-0148.1	525148		280 25,0 22,0 V L +S +B PD
	1.6		43033899, 53000001	10.11	+ erhöhte Zuladung ¹⁾				
	1.7 DI 16V	43033899, 53000001		10.11	+ erhöhte Zuladung ¹⁾				
	1.7 DTI 16V	43033899, 53000001		10.11	+ erhöhte Zuladung ¹⁾				
	1.3 CDTI			06.04	10.11				
	1.4 16V			06.04	10.11	24.0125-0131.1	425131		280 24,8 22,0 V L +S +B
	1.6			06.04	10.11	24.0325-0131.1	525131		280 24,8 22,0 V L +S +B PD
	1.7 CDTI 16V			10.11					
	1.3 CDTI			06.03	10.11	24.0710-1002.1	360206	2	Radsensor L=452
	1.4 16V			10.01	10.11				
	1.6			10.01	10.11				
	1.6 CNG			04.05	10.11				
	1.7 CDTI 16V			06.03	10.11				
	1.7 DI 16V			10.01	10.11				
	1.7 DTI 16V			10.01	10.11				
	1.3 CDTI			06.03	10.11	13.0460-2868.2	602868		23417 15,3 +/WK/Zub/S LUC
	1.4 16V			10.01	10.11	13.0470-2868.2	LD2868		23417 15,3 +/WK/Zub/S LUC
	1.6			10.01	10.11				
	1.6 CNG			04.05	10.11				
	1.7 CDTI 16V			06.04	10.11				
	1.7 DI 16V			10.01	10.11				
	1.7 DTI 16V			10.01	10.11				
	1.3 CDTI			06.03	10.11	24.0110-0291.1	410291		264 10,0 8,0 +S +B
	1.4 16V			10.01	10.11				
	1.6			10.01	10.11				
	1.6 CNG			04.05	10.11				
	1.7 DI 16V			10.01	10.11				
	1.7 DTI 16V			10.01	10.11				
	1.7 CDTI 16V			06.04	10.11	24.0110-0250.1	410250		264 9,8 8,0 +S +B
	1.3 CDTI			06.03	10.11	03.0137-0424.2	650424		230 x 42 HEB
	1.4 16V			10.01	10.11	03.0137-9215.2	669215		Bremsbacken-Zubehör
	1.6			10.01	10.11				
	1.6 CNG			04.05	10.11				
	1.7 CDTI 16V			06.04	10.11				
	1.7 DI 16V			10.01	10.11				
	1.7 DTI 16V			10.01	10.11				
	1.3 CDTI		36999999	06.03		24.0223-0013.2	480061		230/231 x 50
	1.4 16V		36999999	10.01					
	1.6		36999999	10.01					
	1.6 CNG		36999999	04.05					
	1.7 CDTI 16V		36999999	06.04					
	1.7 DI 16V		36999999	10.01					
	1.7 DTI 16V		36999999	10.01					
	1.3 CDTI	43000001		10.11		24.0223-0021.1	480186		230/231 x 50
	1.4 16V	43000001		10.11					
	1.6	43000001		10.11					
	1.6 CNG	43000001		10.11					
	1.7 CDTI 16V	43000001		10.11					
	1.7 DI 16V	43000001		10.11					
	1.7 DTI 16V	43000001		10.11					
	1.3 CDTI			06.03	10.11	03.0520-6019.3	696019		19,05/230x42 TopKit
	1.4 16V			10.01	10.11				
	1.6			10.01	10.11				
	1.6 CNG			04.05	10.11				
	1.7 CDTI 16V			06.04	10.11				
	1.7 DI 16V			10.01	10.11				
	1.7 DTI 16V			10.01	10.11				

OPEL COMBO D / Vauxhall Combo D (11-)

	1.3 CDTI	55		03.15	+ Bremsscheibendurchm. 284 mm ³⁾	13.0460-3827.2	603827		23709 19,6 +/WK/Zub/SBOS
	1.3 CDTi	66		11.11	+ Bremsscheibendurchm. 284 mm ³⁾	13.0470-3827.2	LD3827		23709 19,6 +/WK/Zub/SBOS
	1.4	70		11.11	+ Bremsscheibendurchm. 284 mm ³⁾				
	1.4 CNG	88		11.11	+ Bremsscheibendurchm. 284 mm ³⁾				

¹⁾ + increased payload / + carico utile maggiorato / + charge utile augmentée / + incremento de carga

²⁾ - increased payload / - carico utile maggiorato / - charge utile augmentée / - incremento de carga

³⁾ + brake disc diameter 284mm / + diametro dischi freno 284mm / + diamètre disques frein 284mm / + diámetro disco freno 284mm



OPEL COMBO D / Vauxhall Combo D (11-)



















	1.6 CDTi	66	11.11	+ Bremsscheibendurchm. 284 mm ¹⁾	13.0460-3827.2	603827	23709 19,6 +WK/Zub/SBOS 23709 19,6 +WK/Zub/SBOS	
	1.6 CDTi	70	03.15	+ Bremsscheibendurchm. 284 mm ¹⁾	13.0470-3827.2	LD3827		
	1.6 CDTi	74	11.11	+ Bremsscheibendurchm. 284 mm ¹⁾				
	1.6 CDTi	77	11.11	+ Bremsscheibendurchm. 284 mm ¹⁾				
	1.6 CDTi	88	03.15	+ Bremsscheibendurchm. 284 mm ¹⁾				
	2.0 CDTi	99	11.11	+ Bremsscheibendurchm. 284 mm ¹⁾				
	1.3 CDTi	55	03.15	+ Bremsscheibendurchm. 305 mm ²⁾	13.0460-7265.2	607265		24727 20,7 +WK ATE
	1.3 CDTi	66	11.11	+ Bremsscheibendurchm. 305 mm ²⁾				
	1.4	70	11.11	+ Bremsscheibendurchm. 305 mm ²⁾				
	1.4 CNG	88	11.11	+ Bremsscheibendurchm. 305 mm ²⁾				
1.6 CDTi	66	11.11	+ Bremsscheibendurchm. 305 mm ²⁾					
1.6 CDTi	70	03.15	+ Bremsscheibendurchm. 305 mm ²⁾					
1.6 CDTi	74	11.11	+ Bremsscheibendurchm. 305 mm ²⁾					
1.6 CDTi	77	11.11	+ Bremsscheibendurchm. 305 mm ²⁾					
1.6 CDTi	88	03.15	+ Bremsscheibendurchm. 305 mm ²⁾					
2.0 CDTi	99	11.11	+ Bremsscheibendurchm. 305 mm ²⁾					
	1.3 CDTi	55	03.15	+ Bremsscheibendurchm. 284 mm ¹⁾	24.0122-0145.1	422145	284 22,0 20,2 V +B	
	1.3 CDTi	66	11.11	+ Bremsscheibendurchm. 284 mm ¹⁾				
	1.4	70	11.11	+ Bremsscheibendurchm. 284 mm ¹⁾				
	1.4 CNG	88	11.11	+ Bremsscheibendurchm. 284 mm ¹⁾				
	1.6 CDTi	66	11.11	+ Bremsscheibendurchm. 284 mm ¹⁾				
	1.6 CDTi	70	03.15	+ Bremsscheibendurchm. 284 mm ¹⁾				
	1.6 CDTi	74	11.11	+ Bremsscheibendurchm. 284 mm ¹⁾				
	1.6 CDTi	77	11.11	+ Bremsscheibendurchm. 284 mm ¹⁾				
	1.6 CDTi	88	03.15	+ Bremsscheibendurchm. 284 mm ¹⁾				
	2.0 CDTi	99	11.11	+ Bremsscheibendurchm. 284 mm ¹⁾				
	1.3 CDTi	55	03.15	+ Bremsscheibendurchm. 305 mm ²⁾	24.0128-0253.1	428253	305 28,0 26,0 V L +B	
	1.3 CDTi	66	11.11	+ Bremsscheibendurchm. 305 mm ²⁾				
	1.4	70	11.11	+ Bremsscheibendurchm. 305 mm ²⁾				
	1.4 CNG	88	11.11	+ Bremsscheibendurchm. 305 mm ²⁾				
	1.6 CDTi	66	11.11	+ Bremsscheibendurchm. 305 mm ²⁾				
	1.6 CDTi	70	03.15	+ Bremsscheibendurchm. 305 mm ²⁾				
	1.6 CDTi	74	11.11	+ Bremsscheibendurchm. 305 mm ²⁾				
	1.6 CDTi	77	11.11	+ Bremsscheibendurchm. 305 mm ²⁾				
	1.6 CDTi	88	03.15	+ Bremsscheibendurchm. 305 mm ²⁾				
	2.0 CDTi	99	11.11	+ Bremsscheibendurchm. 305 mm ²⁾				
	1.3 CDTi	55	03.15	+ 9" Bremse ³⁾	03.0137-0457.2	650457	228 x 42 HEB AP	
	1.3 CDTi	66	11.11	+ 9" Bremse ³⁾				
	1.4	70	11.11	+ 9" Bremse ³⁾				
	1.4 CNG	88	11.11	+ 9" Bremse ³⁾				
	1.6 CDTi	66	11.11	+ 9" Bremse ³⁾				
	1.6 CDTi	70	03.15	+ 9" Bremse ³⁾				
	1.6 CDTi	74	11.11	+ 9" Bremse ³⁾				
	1.6 CDTi	77	11.11	+ 9" Bremse ³⁾				
	1.6 CDTi	88	03.15	+ 9" Bremse ³⁾				
	2.0 CDTi	99	11.11	+ 9" Bremse ³⁾				

OPEL CORSA B / Vauxhall Corsa (93-00)

	1.0 12V		11.96	09.00	13.0460-7051.2	607051	20547 16,5 +WE ATE
	1.2		03.93	09.00			
	1.2 16V		04.98	09.00			
	1.4		03.93	09.00			
	1.4 i 16V		03.93	09.00			
	1.4 Si	60	03.93	09.00			
	1.5 D		03.93	09.00			
	1.5 TD		03.93	09.00			
	1.6 GSI 16V	109	09.93	09.00			
	1.6 i 16V		09.93	09.00			
	1.0 12V		11.96	09.00	24.0113-0161.1	413161	236 12,7 9,7 +S +B 236 12,7 9,7 +S +B PD
	1.2		03.93	09.00	24.0313-0161.1	513161	
	1.2 16V		04.98	09.00	- Sport/ + Schaltgetriebe ⁴⁾		
	1.2 16V		04.98	09.00	- Sport/ + Automatikgetr./ - Klimaanlage ⁵⁾		
	1.4		03.93	09.00	- Sport/ + Schaltgetriebe ⁴⁾		
	1.4		03.93	09.00	- Sport/ + Automatikgetr./ - Klimaanlage ⁵⁾		
	1.5 D		03.93	09.00			
	1.5 TD		03.93	09.00			
	1.7 D		09.93	09.00			
	1.2 16V		04.98	09.00	- Sport/ + Automatikgetr./ + Klimaanlage ⁶⁾	24.0120-0115.1	
1.2 16V		04.98	09.00	+ Sport ⁷⁾	24.0320-0115.1	520115	
1.4		03.93	09.00	- Sport/ + Automatikgetr./ + Klimaanlage ⁶⁾			
1.4		03.93	09.00	+ Sport ⁷⁾			
1.4 i 16V		09.93	09.00				
1.4 Si	60	03.93	09.00				
Combo		09.93	09.00				
1.6 GSI 16V	109	09.93	09.00		24.0120-0140.1	420140	
1.6 i 16V		09.93	09.00				
	1.0 12V		11.96	09.00	03.0137-0266.2	650266	200 x 29 HEB Bremsbacken-Zubehör
	1.2		03.93	09.00	03.0137-9166.2	669166	
	1.2 16V		04.98	09.00			
	1.4		03.93	09.00			
	1.4 i 16V		03.93	09.00			
	1.4 Si	60	03.93	09.00			
1.5 D		03.93	09.00				
1.5 TD		03.93	09.00				

¹⁾ + brake disc diameter 284mm / + diametro dischi freno 284mm / + diamètre disques frein 284mm / + diámetro disco freno 284mm
²⁾ + brake disc diameter 305mm / + diametro dischi freno 305mm / + diamètre disques frein 305mm / + diámetro disco freno 305mm
³⁾ + 9" brake / + servofreno da 9" / + frein de 9" / + freno de 9"
⁴⁾ - Sport/ + manual transm./ - Sport/ + cambio velocità / - Sport/ + transm. mécanique / - Sport/ + cambio velocidad
⁵⁾ - Sport/ + auto.transm./ - air condit. / - Sport/ + scatola.auto./ - aria condiz. / - Sport/ + transm.auto./ - air condit. / - Sport/ + cambio auto./ - aire acond.
⁶⁾ - Sport/ + auto.transm./ + air condit. / - Sport/ + scatola.auto./ + aria condiz. / - Sport/ + transm.auto./ + air condit. / - Sport/ + cambio auto./ + aire acond.
⁷⁾ + Sport / + Sportivo / + Sport / + Deportivo



								
OPEL CORSA B / Vauxhall Corsa (93-00)								
	1.6 GSI 16V 1.6 i 16V 1.7 D Combo	109	09.93 09.93 09.93 09.93	09.00 09.00 09.00 09.00	03.0137-0266.2 03.0137-9166.2	650266 669166		200 x 29 HEB Bremsbacken-Zubehör
			09.93	09.00	03.0137-0167.2 03.0137-9053.2	650167 669053		230 x 51 HEB Bremsbacken-Zubehör LUC LUC
	1.0 12V 1.2 1.2 16V 1.4 1.4 i 16V 1.4 Si 1.5 D 1.5 TD 1.6 GSI 16V 1.6 i 16V 1.7 D	60 109	11.96 03.93 04.98 03.93 03.93 03.93 03.93 03.93 09.93 09.93 09.93	09.00 09.00 09.00 09.00 09.00 09.00 09.00 09.00 09.00 09.00 09.00	- ABS - ABS - ABS - ABS - ABS - ABS - ABS - ABS - ABS - ABS - ABS	24.0220-0012.1 24.0220-0712.2	480017 480208	200/201 x 35 - Lager 200/201 x 35 + Lager
	1.0 12V 1.2 1.2 16V 1.4 1.4 i 16V 1.4 Si 1.5 D 1.5 TD 1.6 GSI 16V 1.6 i 16V 1.7 D Combo	60 109	11.96 03.93 04.98 03.93 03.93 03.93 03.93 03.93 09.93 09.93 09.93 09.93	09.00 09.00 09.00 09.00 09.00 09.00 09.00 09.00 09.00 09.00 09.00 09.00	+ ABS + ABS + ABS + ABS + ABS + ABS + ABS + ABS + ABS + ABS + ABS + ABS	24.0220-0033.2	480132	mit Sensorring ¹⁾ 200/201 x 35
	1.0 12V 1.2 1.2 16V 1.4 1.4 i 16V 1.4 Si 1.5 D 1.5 TD 1.6 GSI 16V 1.6 i 16V 1.7 D Combo	60 109	11.96 03.93 04.98 03.93 03.93 03.93 03.93 03.93 09.93 09.93 09.93 09.93	09.00 09.00 09.00 09.00 09.00 09.00 09.00 09.00 09.00 09.00 09.00 09.00		03.0420-1019.3 03.0520-1019.3	681019 691019	19,05/200x29 Kit 19,05/200x29 TopKit LUC LUC
			09.93	09.00	03.0520-5819.3	695819		19,05/230x51 TopKit LUC
OPEL CORSA C / Vauxhall Corsa MK II (00-06)								
	1.0 12V 1.2 16V 1.3 CDTI 1.4 16V 1.6 1.7 DI 16V 1.7 DTI 16V 1.8 16V 1.7 CDTI		09.00 09.00 06.03 09.00 09.01 09.00 09.00 09.00 06.03	09.06 09.06 09.06 09.06 09.06 09.06 09.06 09.06 09.06		13.0460-2857.2 13.0470-2857.2	602857 LD2857	23225 17,0 +/WK/Zub/S 23225 17,0 +/WK/Zub/S LUC LUC
	1.0 12V 1.2 16V 1.0 12V 1.2 16V 1.7 DI 16V 1.3 CDTI 1.4 16V 1.6 1.7 DTI 16V 1.8 16V 1.7 CDTI		09.00 09.00 09.00 09.00 09.00 06.03 09.00 09.01 09.00 09.00 06.03	09.06 09.06 09.06 09.06 09.06 09.06 09.06 09.06 09.06 09.06 09.06	- ABS - ABS + ABS + ABS - ABS - ABS - ABS - ABS - ABS - ABS - ABS	13.0460-7179.2 13.0470-7179.2 24.0111-0152.1 24.0120-0174.1 24.0124-0166.1 24.0324-0166.1 24.0125-0131.1 24.0325-0131.1	607179 LD7179 411152 420174 424166 524166 425131 525131	23832 20,2 +/WK 23832 20,2 +/WK ATE ATE 240 11,0 8,0 +B 240 20,0 17,0 V +B 260 24,0 21,0 V L +B 260 24,0 21,0 V L +B PD 280 24,8 22,0 V L +S +B 280 24,8 22,0 V L +S +B PD
	1.0 12V 1.2 16V 1.3 CDTI 1.4 16V 1.6 1.7 CDTI 1.7 DI 16V 1.7 DTI 16V 1.8 16V		09.00 09.00 06.03 09.00 09.01 06.03 09.00 09.00 09.00 09.00	09.06 09.06 09.06 09.06 09.06 09.06 09.06 09.06 09.06 09.06		24.0710-1002.1	360206	2  Radsensor L=452
	1.4 16V 1.8 16V		09.00 09.00	09.06 09.06	13.0460-2858.2 13.0470-2858.2	602858 LD2858		23284 14,0 /WK/S 23284 14,0 /WK/S LUC LUC
	1.4 16V 1.8 16V		09.00 09.00	09.06 09.06	24.0110-0268.1	410268		240 10,2 8,2 +B
	1.0 12V 1.2 16V 1.3 CDTI 1.4 16V 1.6 1.7 CDTI		09.00 09.00 06.03 09.00 09.01 06.03	09.06 09.06 09.06 09.06 09.06 09.06	- ABS - ABS - ABS - ABS - ABS - ABS	03.0137-0395.2 03.0137-9166.2	650395 669166	200 x 29 HEB Bremsbacken-Zubehör

¹⁾ with sensor ring / con sensori / avec secours ABS / con anillo sensor ABS

OPEL CORSA C / Vauxhall Corsa MK II (00-06)										
	1.7 DI 16V			09.00	09.06	- ABS	03.0137-0395.2	650395		200 x 29 HEB
	1.7 DTI 16V			09.00	09.06	- ABS	03.0137-9166.2	669166		Bremsbacken-Zubehör
	1.0 12V			09.00	09.06	+ ABS	03.0137-0396.2	650396		200 x 46 HEB
	1.2 16V			09.00	09.06	+ ABS	03.0137-9167.2	669167		Bremsbacken-Zubehör
	1.3 CDTI			06.03	09.06	+ ABS				
	1.4 16V			09.00	09.06	+ ABS				
	1.6			09.01	09.06	+ ABS				
	1.7 CDTI			06.03	09.06	+ ABS				
	1.7 DI 16V			09.00	09.06	+ ABS				
	1.7 DTI 16V			09.00	09.06	+ ABS				
	1.0 12V			09.00	09.06	- ABS	24.0220-0039.1	480163		200/201 x 35
	1.2 16V			09.00	09.06	- ABS				
	1.3 CDTI			06.03	09.06	- ABS				
	1.4 16V			09.00	09.06	- ABS				
	1.6			09.01	09.06	- ABS				
	1.7 DI 16V			09.00	09.06	- ABS				
	1.7 DTI 16V			09.00	09.06	- ABS				
	1.0 12V			09.00	09.06	+ ABS	24.0220-0038.1	480162	ohne Sensorring ¹⁾	200/201 x 54 - Lager
	1.2 16V			09.00	09.06	+ ABS	24.0220-0738.2	480214	ohne Sensorring ¹⁾	200/201 x 54 + Lager
	1.3 CDTI			06.03	09.06	+ ABS				
1.4 16V			09.00	09.06	+ ABS					
1.6			09.01	09.06	+ ABS					
1.7 DI 16V			09.00	09.06	+ ABS					
1.7 DTI 16V			09.00	09.06	+ ABS					
	1.0 12V			09.00	09.06	- ABS	03.0520-5119.3	695119		19,05/200x29 TopKit
	1.2 16V			09.00	09.06	- ABS				
	1.3 CDTI			06.03	09.06	- ABS				
	1.4 16V			09.00	09.06	- ABS				
	1.6			09.01	09.06	- ABS				
	1.7 DI 16V			09.00	09.06	- ABS				
	1.7 DTI 16V			09.00	09.06	- ABS				
	1.0 12V			09.00	09.06	+ ABS	03.0520-5219.3	695219		19,05/200x46 TopKit
	1.2 16V			09.00	09.06	+ ABS				
	1.3 CDTI			06.03	09.06	+ ABS				
1.4 16V			09.00	09.06	+ ABS					
1.6			09.01	09.06	+ ABS					
1.7 DI 16V			09.00	09.06	+ ABS					
1.7 DTI 16V			09.00	09.06	+ ABS					
OPEL CORSA D / Vauxhall Corsa MK III (06-)										
	1.0 i			10.06		- belüftete Scheiben ²⁾	13.0460-3839.2	603839		23982 18,1 +/WK/Zub/SBOS
	1.0 i			10.06		+ belüftete Scheiben ³⁾	13.0460-3839.2	603839		23982 18,1 +/WK/Zub/SBOS
	1.2	51		06.10			13.0470-3839.2	LD3839		23982 18,1 +/WK/Zub/SBOS
	1.2	63		06.10						
	1.2 i 16V	59		10.06						
	1.2 LPG			09.09						
	1.3 CDTI	55		10.06		+ Bremsscheibe 257mm ⁴⁾				
	1.3 CDTi	70		06.10		+ Bremsscheibe 257mm ⁴⁾				
	1.4	64		09.09						
	1.4	74		06.10						
	1.4 i 16V	66		10.06						
	1.3 CDTI	55		10.06		+ Bremsscheibe 284mm ⁵⁾	13.0460-3840.2	603840		23981 19,6 +/WK/Zub/SBOS
	1.3 CDTI	66		10.06			13.0470-3840.2	LD3840		23981 19,6 +/WK/Zub/SBOS
	1.3 CDTi	70		06.10		+ Bremsscheibe 284mm ⁵⁾				
	1.4 Turbo ecoFLEX	88		06.12			13.0460-3841.2	603841		24550 19,5 +/WK/Zub/SBOS
1.7 CDTI	92		10.06							
1.7 CDTi	96		06.10							
1.6 Turbo GSI	110		06.07			13.0460-7179.2	607179		23832 20,2 +/WK ATE	
1.6 Turbo OPC			03.07			13.0470-7179.2	LD7179		23832 20,2 +/WK ATE	
	1.0 i			10.06			24.0112-0184.1	412184		257 12,0 10,0 +S +B
	1.0 i			10.06			24.0122-0231.1	422231		257 22,0 20,0 V +S +B
	1.2	51		06.10						
	1.2	63		06.10						
	1.2 i 16V	59		10.06						
	1.2 LPG			09.09						
	1.3 CDTI	55		10.06		+ Bremsscheibe 257mm ⁴⁾				
	1.3 CDTi	70		06.10		+ Bremsscheibe 257mm ⁴⁾				
	1.4	64		09.09						
	1.4	74		06.10						
	1.4 i 16V	66		10.06						
	1.3 CDTI	55		10.06		+ Bremsscheibe 284mm ⁵⁾	24.0122-0241.1	422241		284 22,0 20,0 V +S +B
	1.3 CDTI	66		10.06						
	1.3 CDTi	70		06.10		+ Bremsscheibe 284mm ⁵⁾				
	1.4 Turbo ecoFLEX	88		06.12			24.0126-0146.1	426146		278 26,0 23,0 V L +B
1.7 CDTI	92		10.06							
1.7 CDTi	96		06.10							
1.6 Turbo GSI	110		06.07			24.0125-0142.1	425142		308 25,0 22,0 V L +S +B	
1.6 Turbo OPC			03.07			24.0325-0142.1	525142		308 25,0 22,0 V L +S +B PD	
	1.4 Turbo ecoFLEX	88		06.12			13.0460-3848.2	603848		24349 17,6 /Zub BOS
	1.6 Turbo GSI	110		06.07						
	1.6 Turbo OPC			03.07						
	1.7 CDTI	92		10.06						
	1.7 CDTi	96		06.10						

¹⁾ without sensor ring / senza sensori / sans secours ABS / sin anillo sensor ABS

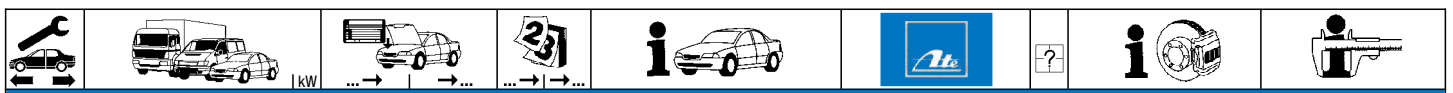
²⁾ - ventilated discs / - dischi ventilati / - disques ventilés / - disco ventilado

³⁾ + ventilated discs / + dischi ventilati / + disques ventilés / + disco ventilado

⁴⁾ + brake disc 257mm / + dischi freno 257mm / + disque de frein 257mm / + disco de freno 257mm

⁵⁾ + brake disc 284mm / + dischi freno 284mm / + disque de frein 284mm / + disco de freno 284mm

⁶⁾ - Nürburgring edition / - edizione Nürburgring / - édition Nürburgring / - edición Nürburgring



OPEL CORSA D / Vauxhall Corsa MK III (06-)

	1.4 Turbo ecoFLEX 1.6 Turbo GSI 1.6 Turbo OPC 1.7 CDTi 1.7 CDTi	88 110 92 96	06.12 06.07 03.07 10.06 06.10		24.0110-0347.1	410347		264 10,0 8,0 +B	
	1.0 i 1.2 1.2 1.2 i 16V 1.2 LPG 1.3 CDTi 1.3 CDTi 1.3 CDTi 1.4 1.4 1.4 i 16V	51 63 59 55 66 70 64 74 66	10.06 06.10 06.10 10.06 09.09 10.06 10.06 06.10 09.09 06.10 10.06		03.0137-0479.2 03.0137-9310.2	650479 669310	+ 3 türig ¹⁾	203 x 38 HEB Bremsbacken-Zubehör	AP AP
	1.0 i 1.2 1.2 1.2 i 16V 1.2 LPG 1.3 CDTi 1.3 CDTi 1.3 CDTi 1.4 1.4 1.4 i 16V	51 63 59 55 66 70 64 74 66	10.06 06.10 06.10 10.06 09.09 10.06 10.06 06.10 09.09 06.10 10.06		03.0137-0478.2 03.0137-9309.2	650478 669309	+ 5 türig ²⁾	228 x 42 HEB Bremsbacken-Zubehör	AP AP
	1.0 i 1.2 1.2 1.2 i 16V 1.2 LPG 1.3 CDTi 1.3 CDTi 1.3 CDTi 1.4 1.4 1.4 i 16V	51 63 59 55 66 70 64 74 66	10.06 06.10 06.10 10.06 09.09 10.06 10.06 06.10 09.09 06.10 10.06		24.0220-3035.1 24.0222-8037.1	480300 480302	+ 3 türig ¹⁾ + 5 türig ²⁾	203/204,7 x 47 228/230 x 48	
	1.3 CDTi 1.3 CDTi 1.3 CDTi 1.4 1.4 1.4 i 16V	55 66 70 64 74 66	10.06 10.06 06.10 09.09 06.10 10.06	+ ecoFlex - ecoFlex	24.0220-3035.1 24.0222-8037.1	480300 480302		203/204,7 x 47 228/230 x 48	
	1.0 i 1.2 1.2 1.2 i 16V 1.2 LPG 1.3 CDTi 1.3 CDTi 1.3 CDTi 1.4 1.4 1.4 i 16V	51 63 59 55 66 70 64 74 66	10.06 06.10 06.10 10.06 09.09 10.06 10.06 06.10 09.09 06.10 10.06		03.0520-6719.3 03.0520-6819.3	696719 696819	+ Quick Fit/ + 3 türig ³⁾ + Quick Fit/ + 5 türig ⁴⁾	19,05/203x38 TopKit 19,05/228x42 TopKit	AP AP
	1.3 CDTi 1.3 CDTi 1.3 CDTi 1.4 1.4 1.4 i 16V	55 66 70 64 74 66	10.06 10.06 06.10 09.09 06.10 10.06		03.0520-6819.3	696819	+ Quick Fit	19,05/228x42 TopKit	AP

OPEL CORSA E / Vauxhall Corsa Mk IV (14-)

	1.0 1.0 1.2 1.3 CDTi 1.3 CDTi 1.4 1.4 1.4 LPG 1.4 Turbo 1.4 Turbo	66 85 51 55 70 55 66 66 74 110	11.14 11.14 11.14 11.14 11.14 11.14 11.14 03.15 11.14 03.15	+ Bremsscheibendurchm. 308 mm ⁵⁾ + Bremsscheibendurchm. 308 mm ⁵⁾ + Bremsscheibendurchm. 308 mm ⁵⁾ + Bremsscheibendurchm. 308 mm ⁵⁾ + Bremsscheibendurchm. 308 mm ⁵⁾ + Bremsscheibendurchm. 308 mm ⁵⁾ + Bremsscheibendurchm. 308 mm ⁵⁾ + Bremsscheibendurchm. 308 mm ⁵⁾ + Bremsscheibendurchm. 308 mm ⁵⁾	13.0460-7179.2 13.0470-7179.2	607179 LD7179		23832 20,2 +/WK 23832 20,2 +/WK	ATE ATE
	1.0 1.0 1.2 1.3 CDTi 1.3 CDTi 1.4 1.4 1.4 LPG 1.4 Turbo 1.4 Turbo	66 85 51 55 70 55 66 66 74 110	11.14 11.14 11.14 11.14 11.14 11.14 11.14 03.15 11.14 03.15		24.0122-0231.1	422231		257 22,0 20,0 V +S +B	
	1.0 1.0 1.2 1.3 CDTi 1.3 CDTi 1.4 1.4 1.4 LPG 1.4 Turbo 1.4 Turbo	66 85 51 55 70 55 66 66 74 110	11.14 11.14 11.14 11.14 11.14 11.14 11.14 03.15 11.14 03.15		24.0122-0241.1	422241		284 22,0 20,0 V +S +B	
	1.0 1.0 1.2 1.3 CDTi	66 85 51 55	11.14 11.14 11.14 11.14		24.0125-0142.1 24.0325-0142.1	425142 525142		308 25,0 22,0 V L +S +B 308 25,0 22,0 V L +S +B PD	



















¹⁾ + 3 door / + 3 porte / + 3 portes / + 3 puertas

²⁾ + 5 door / + 5 porte / + 5 portes / + 5 puertas

³⁾ + Quick Fit/ + 3 door / + Quick Fit/ + 3 porte / + Quick Fit/ + 3 portes / + Quick Fit/ + 3 puertas

⁴⁾ + Quick Fit/ + 5 door / + Quick Fit/ + 5 porte / + Quick Fit/ + 5 portes / + Quick Fit/ + 5 puertas

⁵⁾ + brake disc diameter 308mm / + diametro dischi freno 308mm / + diamètre disques frein 308mm / + diametro disco freno 308mm




								
OPEL CORSA E / Vauxhall Corsa Mk IV (14-)								
	1.3 CDTi 1.4 1.4 1.4 LPG 1.4 Turbo 1.4 Turbo	70 55 66 66 74 110		11.14 11.14 11.14 03.15 11.14 03.15		24.0125-0142.1 24.0325-0142.1	425142 525142	308 25,0 22,0 V L +S +B 308 25,0 22,0 V L +S +B PD
	1.0 1.0 1.2 1.3 CDTi 1.3 CDTi 1.4 1.4 1.4 LPG 1.4 Turbo 1.4 Turbo	66 85 51 55 70 55 66 66 74 110		11.14 11.14 11.14 11.14 11.14 11.14 11.14 03.15 11.14 03.15		24.0110-0347.1 24.0110-0323.1	410347 410323	+ POC J7A + POC J67 264 10,0 8,0 +B 264 10,0 8,0 +B
	1.0 1.0 1.2 1.3 CDTi 1.3 CDTi 1.4 1.4 1.4 LPG 1.4 Turbo 1.4 Turbo	66 85 51 55 70 55 66 66 74 110		11.14 11.14 11.14 11.14 11.14 11.14 11.14 03.15 11.14 03.15		03.0137-0478.2 03.0137-9309.2	650478 669309	+ 9" Bremse ¹⁾ + 9" Bremse ¹⁾ 228 x 42 HEB Bremsbacken-Zubehör
OPEL FRONTERA A (92-98)								
	2.0 2.2 16V 2.3 TD 2.4 2.5 TDS 2.8 TD		SV720102 SV720102 SV720102 SV720102 SV720102 SV720102	03.92 03.95 03.92 03.92 09.96 03.95		13.0460-5942.2 13.0460-0337.2	605942 610337	21544 16,5 +/WK Belagsatz-Zubehör
	2.0 2.2 16V 2.3 TD 2.4 2.5 TDS 2.8 TD	SV720103 SV720103 SV720103 SV720103 SV720103 SV720103		10.98 10.98 10.98 10.98 10.98 10.98		13.0460-5926.2 13.0460-0446.2	605926 610446	21845 16,5 +/WK Belagsatz-Zubehör
	2.0 2.2 16V 2.3 TD 2.4 2.5 TDS 2.8 TD		SV720102 SV720102 SV720102 SV720102 SV720102 SV720102	03.92 03.95 03.92 03.92 09.96 03.95		24.0122-0156.1	422156	257 22,0 20,6 V
	2.0 2.2 16V 2.3 TD 2.4 2.5 TDS 2.8 TD	SV720103 SV720103 SV720103 SV720103 SV720103 SV720103		10.98 - ABS 10.98 - ABS 10.98 - ABS 10.98 - ABS 10.98 - ABS 10.98 - ABS		24.0126-0111.1	426111	280 26,0 24,6 V +B
	2.0 2.2 16V 2.3 TD 2.4 2.5 TDS 2.8 TD	SV720103 SV720103 SV720103 SV720103 SV720103 SV720103		10.98 + ABS 10.98 + ABS 10.98 + ABS 10.98 + ABS 10.98 + ABS		24.0126-0111.1	426111	280 26,0 24,6 V +B
	2.0 2.2 16V 2.3 TD 2.4 2.5 TDS 2.8 TD		SV720103 SV720103 SV720103 SV720103 SV720103 SV720103	10.98 10.98 10.98 10.98 10.98 10.98		13.0460-5927.2 13.0460-0447.2	605927 610447	21875 16,0 +/WK Belagsatz-Zubehör
	2.0 2.2 16V 2.3 TD 2.4 2.5 TDS 2.8 TD	SV720103 SV720103 SV720103 SV720103 SV720103 SV720103		10.98 10.98 10.98 10.98 10.98 10.98		24.0118-0122.1	418122	313 18,0 16,6 V +B
	2.0 2.2 16V 2.3 TD 2.4 2.5 TDS 2.8 TD		SV720102 SV720102 SV720102 SV720102 SV720102 SV720102	03.92 03.95 03.92 03.92 09.96 03.95		03.0137-0283.2 03.0137-9245.2	650283 669245	254 x 52 Bremsbacken-Zubehör
	2.0 2.2 16V 2.3 TD 2.4 2.5 TDS 2.8 TD	SV720103 SV720103 SV720103 SV720103 SV720103 SV720103		10.98 10.98 10.98 10.98 10.98 10.98		03.0137-0430.2	650430	210 x 32

¹⁾ + 9" brake / + servofreno da 9" / + frein de 9" / + freno de 9"



OPEL FRONTERA B (98-04)												
	2.2 DTI 2.2 i 3.2 i			10.98 10.98 10.98	02.04 02.04 02.04			13.0460-5926.2 605926		- Multifunkt.Anzeige ¹⁾	21845 16,5 +/WK	AKE
	2.2 DTI 2.2 i 3.2 i			10.98 10.98 10.98	02.04 02.04 02.04			24.0126-0111.1 426111			280 26,0 24,6 V +B	
	2.2 DTI 2.2 i 3.2 i			10.98 10.98 10.98	02.04 02.04 02.04			13.0460-5927.2 13.0460-0447.2	605927 610447		21875 16,0 +/WK Belagsatz-Zubehör	AKE AKE
	2.2 DTI 2.2 i 3.2 i			10.98 10.98 10.98	02.04 02.04 02.04			24.0118-0122.1	418122		313 18,0 16,6 V +B	
	2.2 DTI 2.2 i 3.2 i		2V599999 2V599999 2V599999	10.98 10.98 10.98				03.0137-0430.2	650430		210 x 32	
OPEL GT (07-09)												
	2.0	194		02.07	07.09			13.0460-7195.2 13.0470-7195.2	607195 LD7195		23482 16,6 + 23482 16,6 +	ATE ATE
OPEL INSIGNIA / Vauxhall Insignia (08-)												
	1.4 Turbo ecoFLEX 1.4 Turbo LPG ecoFLEX 1.6 1.6 SIDI 1.6 Turbo 1.8 2.0 BiTurbo CDTI 2.0 BiTurbo CDTI 4x4 2.0 CDTI 2.0 CDTI 2.0 CDTI 2.0 CDTi 2.0 CDTi 2.0 CDTi 2.0 CDTi 2.0 CDTi 2.0 CDTi 4x4 2.0 CDTi 4x4 2.0 Turbo 2.0 Turbo 2.0 Turbo 4x4 2.0 Turbo 4x4	103 103 85 125 132 103 81 88 96 103 118 120 118 120 162 184 162 184		06.11 07.12 07.08 03.13 10.08 07.08 07.08 07.08 03.13 07.13 07.08 07.13 06.10 07.13 07.08 04.14 07.08 09.11	+ Bremsscheibendurchm. 296mm ²⁾ + Bremsscheibendurchm. 296mm ²⁾ + Bremsscheibendurchm. 296mm ²⁾ + Bremsscheibendurchm. 296mm ²⁾ + Bremsscheibendurchm. 296mm ²⁾ + Bremsscheibendurchm. 296mm ²⁾ + Bremsscheibendurchm. 296mm ²⁾ + Bremsscheibendurchm. 296mm ²⁾ + Bremsscheibendurchm. 296mm ²⁾ + Bremsscheibendurchm. 296mm ²⁾ + Bremsscheibendurchm. 296mm ²⁾ + Bremsscheibendurchm. 296mm ²⁾ + Bremsscheibendurchm. 296mm ²⁾ + Bremsscheibendurchm. 296mm ²⁾ + Bremsscheibendurchm. 296mm ²⁾ + Bremsscheibendurchm. 296mm ²⁾ + Bremsscheibendurchm. 296mm ²⁾	13.0460-5611.2 13.0470-5611.2	605611 LD5611		24415 19,1 +/WK/Zub 24415 19,1 +/WK/Zub	MAN MAN		
	1.4 Turbo ecoFLEX 1.4 Turbo LPG ecoFLEX 1.6 1.6 SIDI 1.6 Turbo 1.8 2.0 BiTurbo CDTI 2.0 BiTurbo CDTI 4x4 2.0 CDTI 2.0 CDTI 2.0 CDTI 2.0 CDTi 2.0 CDTi 2.0 CDTi 2.0 CDTi 2.0 CDTi 2.0 CDTi 4x4 2.0 CDTi 4x4 2.0 Turbo 2.0 Turbo 2.0 Turbo 4x4 2.0 Turbo 4x4	103 103 85 125 132 103 81 88 96 103 118 120 118 120 162 184 162 184		06.11 07.12 07.08 03.13 10.08 07.08 07.08 07.08 03.13 07.13 07.08 07.13 06.10 07.13 07.08 04.14 07.08 09.11	+ Bremsscheibendurchm. 321mm ³⁾ + Bremsscheibendurchm. 321mm ³⁾ + Bremsscheibendurchm. 321mm ³⁾ + Bremsscheibendurchm. 321mm ³⁾ + Bremsscheibendurchm. 321mm ³⁾ + Bremsscheibendurchm. 321mm ³⁾ + Bremsscheibendurchm. 321mm ³⁾ + Bremsscheibendurchm. 321mm ³⁾ + Bremsscheibendurchm. 321mm ³⁾ + Bremsscheibendurchm. 321mm ³⁾ + Bremsscheibendurchm. 321mm ³⁾ + Bremsscheibendurchm. 321mm ³⁾ + Bremsscheibendurchm. 321mm ³⁾ + Bremsscheibendurchm. 321mm ³⁾ + Bremsscheibendurchm. 321mm ³⁾ + Bremsscheibendurchm. 321mm ³⁾ + Bremsscheibendurchm. 321mm ³⁾ + Bremsscheibendurchm. 321mm ³⁾	13.0460-5612.2 13.0470-5612.2	605612 LD5612		24412 19,0 +/WK/Zub 24412 19,0 +/WK/Zub	MAN MAN		
	1.4 Turbo ecoFLEX 1.4 Turbo LPG ecoFLEX 1.6 1.6 SIDI 1.6 Turbo 1.8 2.0 BiTurbo CDTI 2.0 BiTurbo CDTI 4x4 2.0 CDTI 2.0 CDTI 2.0 CDTI 2.0 CDTi 2.0 CDTi 2.0 CDTi 2.0 CDTi 2.0 CDTi 2.0 CDTi 4x4 2.0 CDTi 4x4 2.0 Turbo 2.0 Turbo 2.0 Turbo 4x4 2.0 Turbo 4x4 2.8 V6 Turbo 4x4 2.8 V6 T 4x4 OPC	103 103 85 125 132 103 81 88 96 103 118 120 118 120 162 184 162 184 191 239		06.11 07.12 07.08 03.13 10.08 07.08 07.08 07.08 03.13 07.08 07.13 07.08 06.10 07.13 07.08 04.14 07.08 09.11 07.09	+ Bremsscheibendurchm. 337mm ⁴⁾ + Bremsscheibendurchm. 337mm ⁴⁾ + Bremsscheibendurchm. 337mm ⁴⁾ + Bremsscheibendurchm. 337mm ⁴⁾ + Bremsscheibendurchm. 337mm ⁴⁾ + Bremsscheibendurchm. 337mm ⁴⁾ + Bremsscheibendurchm. 337mm ⁴⁾ + Bremsscheibendurchm. 337mm ⁴⁾ + Bremsscheibendurchm. 337mm ⁴⁾ + Bremsscheibendurchm. 337mm ⁴⁾ + Bremsscheibendurchm. 337mm ⁴⁾ + Bremsscheibendurchm. 337mm ⁴⁾ + Bremsscheibendurchm. 337mm ⁴⁾ + Bremsscheibendurchm. 337mm ⁴⁾ + Bremsscheibendurchm. 337mm ⁴⁾ + Bremsscheibendurchm. 337mm ⁴⁾ + Bremsscheibendurchm. 337mm ⁴⁾ + Bremsscheibendurchm. 337mm ⁴⁾ + Bremsscheibendurchm. 337mm ⁴⁾	13.0460-2754.2	602754		24418 17,0 +/WK/Zub	LUC		
								13.0460-4855.2	604855		23325 16,4 /WK	BRE

1) - multi function display / - display multifunzionale / - ordinateur de bord / - indicador multifuncional
 2) + brake disc diameter 296mm / + diametro dischi freno 296mm / + diamètre disques frein 296mm / + diámetro disco freno 296mm
 3) + brake disc diameter 321mm / + diametro dischi freno 321mm / + diamètre disques frein 321mm / + diámetro disco freno 321mm
 4) + brake disc diameter 337mm / + diametro dischi freno 337mm / + diamètre disques frein 337mm / + diámetro disco freno 337mm

OPEL INSIGNIA / Vauxhall Insignia (08-)										
	1.4 Turbo ecoFLEX	103		06.11	+ Bremsscheibendurchm. 296mm ¹⁾	24.0130-0207.1	430207			296 30,0 27,0 V L +S +B
	1.4 Turbo LPG ecoFLEX	103		07.12	+ Bremsscheibendurchm. 296mm ¹⁾	24.0330-0207.1	530207			296 30,0 27,0 V L +S +B PD
	1.6	85		07.08	+ Bremsscheibendurchm. 296mm ¹⁾					
	1.6 SIDI	125		03.13	+ Bremsscheibendurchm. 296mm ¹⁾					
	1.6 Turbo	132		10.08	+ Bremsscheibendurchm. 296mm ¹⁾					
	1.8	103		07.08	+ Bremsscheibendurchm. 296mm ¹⁾					
	2.0 BiTurbo CDTI			07.08	+ Bremsscheibendurchm. 296mm ¹⁾					
	2.0 BiTurbo CDTI 4x4			07.08	+ Bremsscheibendurchm. 296mm ¹⁾					
	2.0 CDTI	81		07.08	+ Bremsscheibendurchm. 296mm ¹⁾					
	2.0 CDTI	88		03.13	+ Bremsscheibendurchm. 296mm ¹⁾					
	2.0 CDTI	96		07.08	+ Bremsscheibendurchm. 296mm ¹⁾					
	2.0 CDTi	103		07.13	+ Bremsscheibendurchm. 296mm ¹⁾					
	2.0 CDTI	118		07.08	+ Bremsscheibendurchm. 296mm ¹⁾					
	2.0 CDTi	120		07.13	+ Bremsscheibendurchm. 296mm ¹⁾					
	2.0 CDTI 4x4	118		06.10	+ Bremsscheibendurchm. 296mm ¹⁾					
	2.0 CDTI 4x4	120		07.13	+ Bremsscheibendurchm. 296mm ¹⁾					
	2.0 Turbo	162		07.08	+ Bremsscheibendurchm. 296mm ¹⁾					
	2.0 Turbo	184		04.14	+ Bremsscheibendurchm. 296mm ¹⁾					
	2.0 Turbo 4x4	162		07.08	+ Bremsscheibendurchm. 296mm ¹⁾					
	2.0 Turbo 4x4	184		09.11	+ Bremsscheibendurchm. 296mm ¹⁾					
	1.4 Turbo ecoFLEX	103		06.11	+ Bremsscheibendurchm. 321mm ²⁾	24.0130-0209.1	430209			321 30,0 27,0 V L +S +B
	1.4 Turbo LPG ecoFLEX	103		07.12	+ Bremsscheibendurchm. 321mm ²⁾	24.0330-0209.1	530209			321 30,0 27,0 V L +S +B PD
	1.6	85		07.08	+ Bremsscheibendurchm. 321mm ²⁾					
	1.6 SIDI	125		03.13	+ Bremsscheibendurchm. 321mm ²⁾					
	1.6 Turbo	132		10.08	+ Bremsscheibendurchm. 321mm ²⁾					
	1.8	103		07.08	+ Bremsscheibendurchm. 321mm ²⁾					
	2.0 BiTurbo CDTI			07.08	+ Bremsscheibendurchm. 321mm ²⁾					
	2.0 BiTurbo CDTI 4x4			07.08	+ Bremsscheibendurchm. 321mm ²⁾					
	2.0 CDTI	81		07.08	+ Bremsscheibendurchm. 321mm ²⁾					
	2.0 CDTI	88		03.13	+ Bremsscheibendurchm. 321mm ²⁾					
	2.0 CDTI	96		07.08	+ Bremsscheibendurchm. 321mm ²⁾					
	2.0 CDTi	103		07.13	+ Bremsscheibendurchm. 321mm ²⁾					
	2.0 CDTI	118		07.08	+ Bremsscheibendurchm. 321mm ²⁾					
	2.0 CDTi	120		07.13	+ Bremsscheibendurchm. 321mm ²⁾					
	2.0 CDTI 4x4	118		06.10	+ Bremsscheibendurchm. 321mm ²⁾					
	2.0 CDTI 4x4	120		07.13	+ Bremsscheibendurchm. 321mm ²⁾					
	2.0 Turbo	162		07.08	+ Bremsscheibendurchm. 321mm ²⁾					
	2.0 Turbo	184		04.14	+ Bremsscheibendurchm. 321mm ²⁾					
	2.0 Turbo 4x4	162		07.08	+ Bremsscheibendurchm. 321mm ²⁾					
	2.0 Turbo 4x4	184		09.11	+ Bremsscheibendurchm. 321mm ²⁾					
	1.4 Turbo ecoFLEX	103		06.11	+ Bremsscheibendurchm. 337mm ³⁾	24.0130-0208.1	430208			337 30,0 27,0 V L +S +B
	1.4 Turbo LPG ecoFLEX	103		07.12	+ Bremsscheibendurchm. 337mm ³⁾					
	1.6	85		07.08	+ Bremsscheibendurchm. 337mm ³⁾					
	1.6 SIDI	125		03.13	+ Bremsscheibendurchm. 337mm ³⁾					
	1.6 Turbo	132		10.08	+ Bremsscheibendurchm. 337mm ³⁾					
	1.8	103		07.08	+ Bremsscheibendurchm. 337mm ³⁾					
	2.0 BiTurbo CDTI			07.08	+ Bremsscheibendurchm. 337mm ³⁾					
	2.0 BiTurbo CDTI 4x4			07.08	+ Bremsscheibendurchm. 337mm ³⁾					
	2.0 CDTI	81		07.08	+ Bremsscheibendurchm. 337mm ³⁾					
	2.0 CDTI	88		03.13	+ Bremsscheibendurchm. 337mm ³⁾					
	2.0 CDTI	96		07.08	+ Bremsscheibendurchm. 337mm ³⁾					
	2.0 CDTi	103		07.13	+ Bremsscheibendurchm. 337mm ³⁾					
	2.0 CDTI	118		07.08	+ Bremsscheibendurchm. 337mm ³⁾					
	2.0 CDTi	120		07.13	+ Bremsscheibendurchm. 337mm ³⁾					
	2.0 CDTI 4x4	118		06.10	+ Bremsscheibendurchm. 337mm ³⁾					
	2.0 CDTI 4x4	120		07.13	+ Bremsscheibendurchm. 337mm ³⁾					
	2.0 Turbo	162		07.08	+ Bremsscheibendurchm. 337mm ³⁾					
	2.0 Turbo	184		04.14	+ Bremsscheibendurchm. 337mm ³⁾					
	2.0 Turbo 4x4	162		07.08	+ Bremsscheibendurchm. 337mm ³⁾					
	2.0 Turbo 4x4	184		09.11	+ Bremsscheibendurchm. 337mm ³⁾					
2.8 V6 Turbo 4x4	191		07.08	+ Bremsscheibendurchm. 337mm ³⁾						
	1.4 Turbo ecoFLEX	103	D1999999	06.11		24.0710-5015.3	360403	2	- Flexride Fahrwerk ⁴⁾	Radsensor L=740
	1.4 Turbo LPG ecoFLEX	103	D1999999	07.12						
	1.6	85	D1999999	07.08						
	1.6 SIDI	125	D1999999	03.13						
	1.6 Turbo	132	D1999999	10.08						
	1.8	103	D1999999	07.08						
	2.0 BiTurbo CDTI		D1999999	07.08						
	2.0 BiTurbo CDTI 4x4		D1999999	07.08						
	2.0 CDTI	81	D1999999	07.08						
	2.0 CDTI	88	D1999999	03.13						
	2.0 CDTI	96	D1999999	07.08						
	2.0 CDTi	103	D1999999	07.13						
	2.0 CDTI	118	D1999999	07.08						
2.0 CDTi	120	D1999999	07.13							
2.0 CDTI 4x4	118	D1999999	06.10							
2.0 CDTI 4x4	120	D1999999	07.13							
2.0 Turbo	162	D1999999	07.08							
2.0 Turbo 4x4	162	D1999999	07.08							
2.0 Turbo 4x4	184	D1999999	09.11							
2.8 V6 T 4x4 OPC	239		07.09		24.0710-5011.4	360353	2	- Flexride Fahrwerk ⁴⁾	Radsensor	
2.8 V6 Turbo 4x4	191		07.08							
	1.4 Turbo ecoFLEX	103		06.11	+ Bremsscheibendurchm. 292mm ⁵⁾	13.0460-2758.2	602758			24421 17,2 +/WK/Zub LUC
	1.4 Turbo LPG ecoFLEX	103		07.12	+ Bremsscheibendurchm. 292mm ⁵⁾	13.0470-2758.2	LD2758			24421 17,2 +/WK/Zub LUC
	1.6	85		07.08	+ Bremsscheibendurchm. 292mm ⁵⁾					
	1.6 SIDI	125		03.13	+ Bremsscheibendurchm. 292mm ⁵⁾					
	1.6 Turbo	132		10.08	+ Bremsscheibendurchm. 292mm ⁵⁾					

1) + brake disc diameter 296mm / + diametro dischi freno 296mm / + diamètre disques frein 296mm / + diámetro disco freno 296mm
2) + brake disc diameter 321mm / + diametro dischi freno 321mm / + diamètre disques frein 321mm / + diámetro disco freno 321mm
3) + brake disc diameter 337mm / + diametro dischi freno 337mm / + diamètre disques frein 337mm / + diámetro disco freno 337mm
4) - flexride suspension / - autoteilaio flexride / - châssis de flexride / - suspensión flexride
5) + brake disc diameter 292mm / + diametro dischi freno 292mm / + diamètre disques frein 292mm / + diámetro disco freno 292mm



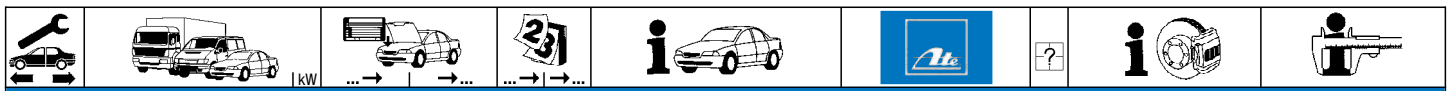
OPEL INSIGNIA / Vauxhall Insignia (08-)

	1.8	103		07.08	+ Bremsscheibendurchm. 292mm ¹⁾	13.0460-2758.2	602758			24421 17,2 +/WK/Zub	LUC	
	2.0 BiTurbo CDTI			07.08	+ Bremsscheibendurchm. 292mm ¹⁾	13.0470-2758.2	LD2758			24421 17,2 +/WK/Zub	LUC	
	2.0 CDTI	81		07.08	+ Bremsscheibendurchm. 292mm ¹⁾							
	2.0 CDTI	88		03.13	+ Bremsscheibendurchm. 292mm ¹⁾							
	2.0 CDTI	96		07.08	+ Bremsscheibendurchm. 292mm ¹⁾							
	2.0 CDTI	103		07.13	+ Bremsscheibendurchm. 292mm ¹⁾							
	2.0 CDTI	118		07.08	+ Bremsscheibendurchm. 292mm ¹⁾							
	2.0 CDTI	120		07.13	+ Bremsscheibendurchm. 292mm ¹⁾							
	2.0 CDTI 4x4	118		06.10	+ Bremsscheibendurchm. 292mm ¹⁾							
	2.0 CDTI 4x4	120		07.13	+ Bremsscheibendurchm. 292mm ¹⁾							
	2.0 Turbo	162		07.08	+ Bremsscheibendurchm. 292mm ¹⁾							
	2.0 Turbo	184		04.14	+ Bremsscheibendurchm. 292mm ¹⁾							
	2.0 Turbo 4x4	162		07.08	+ Bremsscheibendurchm. 292mm ¹⁾							
	2.0 Turbo 4x4	184		09.11	+ Bremsscheibendurchm. 292mm ¹⁾							
	1.4 Turbo ecoFLEX	103		06.11	+ Bremsscheibendurchm. 315mm ²⁾	13.0460-2755.2	602755				24421 17,2 +/WK/Zub	LUC
	1.4 Turbo LPG ecoFLEX	103		07.12	+ Bremsscheibendurchm. 315mm ²⁾	13.0470-2755.2	LD2755				24421 17,2 +/WK/Zub	LUC
	1.6	85		07.08	+ Bremsscheibendurchm. 315mm ²⁾							
	1.6 SIDI	125		03.13	+ Bremsscheibendurchm. 315mm ²⁾							
	1.6 Turbo	132		10.08	+ Bremsscheibendurchm. 315mm ²⁾							
	1.8	103		07.08	+ Bremsscheibendurchm. 315mm ²⁾							
2.0 BiTurbo CDTI			07.08	+ Bremsscheibendurchm. 315mm ²⁾								
2.0 BiTurbo CDTI 4x4			07.08	+ Bremsscheibendurchm. 315mm ²⁾								
2.0 CDTI	81		07.08	+ Bremsscheibendurchm. 315mm ²⁾								
2.0 CDTI	88		03.13	+ Bremsscheibendurchm. 315mm ²⁾								
2.0 CDTI	96		07.08	+ Bremsscheibendurchm. 315mm ²⁾								
2.0 CDTI	103		07.13	+ Bremsscheibendurchm. 315mm ²⁾								
2.0 CDTI	118		07.08	+ Bremsscheibendurchm. 315mm ²⁾								
2.0 CDTI	120		07.13	+ Bremsscheibendurchm. 315mm ²⁾								
2.0 CDTI 4x4	118		06.10	+ Bremsscheibendurchm. 315mm ²⁾								
2.0 CDTI 4x4	120		07.13	+ Bremsscheibendurchm. 315mm ²⁾								
2.0 Turbo	162		07.08	+ Bremsscheibendurchm. 315mm ²⁾								
2.0 Turbo	184		04.14	+ Bremsscheibendurchm. 315mm ²⁾								
2.0 Turbo 4x4	162		07.08	+ Bremsscheibendurchm. 315mm ²⁾								
2.0 Turbo 4x4	184		09.11	+ Bremsscheibendurchm. 315mm ²⁾								
2.8 V6 T 4x4 OPC	239		07.09		13.0460-2755.2	602755				24421 17,2 +/WK/Zub	LUC	
2.8 V6 Turbo 4x4	191		07.08									
	1.4 Turbo ecoFLEX	103		06.11	+ Bremsscheibendurchm. 292mm ¹⁾	24.0112-0187.1	412187			292 12,0 10,5 +S +B		
	1.4 Turbo LPG ecoFLEX	103		07.12	+ Bremsscheibendurchm. 292mm ¹⁾							
	1.6	85		07.08	+ Bremsscheibendurchm. 292mm ¹⁾							
	1.6 SIDI	125		03.13	+ Bremsscheibendurchm. 292mm ¹⁾							
	1.6 Turbo	132		10.08	+ Bremsscheibendurchm. 292mm ¹⁾							
	1.8	103		07.08	+ Bremsscheibendurchm. 292mm ¹⁾							
	2.0 BiTurbo CDTI			07.08	+ Bremsscheibendurchm. 292mm ¹⁾							
	2.0 BiTurbo CDTI 4x4			07.08	+ Bremsscheibendurchm. 292mm ¹⁾							
	2.0 CDTI	81		07.08	+ Bremsscheibendurchm. 292mm ¹⁾							
	2.0 CDTI	88		03.13	+ Bremsscheibendurchm. 292mm ¹⁾							
	2.0 CDTI	96		07.08	+ Bremsscheibendurchm. 292mm ¹⁾							
	2.0 CDTI	103		07.13	+ Bremsscheibendurchm. 292mm ¹⁾							
	2.0 CDTI	118		07.08	+ Bremsscheibendurchm. 292mm ¹⁾							
	2.0 CDTI	120		07.13	+ Bremsscheibendurchm. 292mm ¹⁾							
	2.0 CDTI 4x4	118		06.10	+ Bremsscheibendurchm. 292mm ¹⁾							
	2.0 CDTI 4x4	120		07.13	+ Bremsscheibendurchm. 292mm ¹⁾							
	2.0 Turbo	162		07.08	+ Bremsscheibendurchm. 292mm ¹⁾							
	2.0 Turbo	184		04.14	+ Bremsscheibendurchm. 292mm ¹⁾							
	2.0 Turbo 4x4	162		07.08	+ Bremsscheibendurchm. 292mm ¹⁾							
	2.0 Turbo 4x4	184		09.11	+ Bremsscheibendurchm. 292mm ¹⁾							
1.4 Turbo ecoFLEX	103		06.11	+ Bremsscheibendurchm. 315mm ²⁾	24.0123-0114.1	423114			315 22,9 21,5 V +S +B			
1.4 Turbo LPG ecoFLEX	103		07.12	+ Bremsscheibendurchm. 315mm ²⁾								
1.6	85		07.08	+ Bremsscheibendurchm. 315mm ²⁾								
1.6 SIDI	125		03.13	+ Bremsscheibendurchm. 315mm ²⁾								
1.6 Turbo	132		10.08	+ Bremsscheibendurchm. 315mm ²⁾								
1.8	103		07.08	+ Bremsscheibendurchm. 315mm ²⁾								
2.0 BiTurbo CDTI			07.08	+ Bremsscheibendurchm. 315mm ²⁾								
2.0 BiTurbo CDTI 4x4			07.08	+ Bremsscheibendurchm. 315mm ²⁾								
2.0 CDTI	81		07.08	+ Bremsscheibendurchm. 315mm ²⁾								
2.0 CDTI	88		03.13	+ Bremsscheibendurchm. 315mm ²⁾								
2.0 CDTI	96		07.08	+ Bremsscheibendurchm. 315mm ²⁾								
2.0 CDTI	103		07.13	+ Bremsscheibendurchm. 315mm ²⁾								
2.0 CDTI	118		07.08	+ Bremsscheibendurchm. 315mm ²⁾								
2.0 CDTI	120		07.13	+ Bremsscheibendurchm. 315mm ²⁾								
2.0 CDTI 4x4	118		06.10	+ Bremsscheibendurchm. 315mm ²⁾								
2.0 CDTI 4x4	120		07.13	+ Bremsscheibendurchm. 315mm ²⁾								
2.0 Turbo	162		07.08	+ Bremsscheibendurchm. 315mm ²⁾								
2.0 Turbo	184		04.14	+ Bremsscheibendurchm. 315mm ²⁾								
2.0 Turbo 4x4	162		07.08	+ Bremsscheibendurchm. 315mm ²⁾								
2.0 Turbo 4x4	184		09.11	+ Bremsscheibendurchm. 315mm ²⁾								
2.8 V6 T 4x4 OPC	239		07.09									
2.8 V6 Turbo 4x4	191		07.08									
	1.4 Turbo ecoFLEX	103	B1999999	06.11		24.0711-5332.3	360327	2	- Flexride Fahrwerk ³⁾	Radsensor L=766		
	1.6	85	B1999999	07.08								
	1.6 Turbo	132	B1999999	10.08								
	1.8	103	B1999999	07.08								
	2.0 BiTurbo CDTI		B1999999	07.08								
	2.0 CDTI	81	B1999999	07.08								
2.0 CDTI	96	B1999999	07.08									
2.0 CDTI	118	B1999999	07.08									

¹⁾ + brake disc diameter 292mm / + diametro dischi freno 292mm / + diamètre disques frein 292mm / + diámetro disco freno 292mm

²⁾ + brake disc diameter 315mm / + diametro dischi freno 315mm / + diamètre disques frein 315mm / + diámetro disco freno 315mm

³⁾ - flexride suspension / - autotelaio flexride / - châssis de flexride / - suspensión flexride



OPEL INSIGNIA / Vauxhall Insignia (08-)

	2.0 Turbo	162	B1999999	07.08		24.0711-5332.3	360327	2	- Flexride Fahrwerk ¹⁾	Radsensor L=766
	1.4 Turbo ecoFLEX	103	C1000001		C1123580	24.0711-5395.3	360381		- Flexride Fahrwerk ¹⁾	Radsensor L=1417
	1.4 Turbo LPG ecoFLEX	103		07.12	C1123580	24.0711-5396.3	360382		- Flexride Fahrwerk ¹⁾	Radsensor L=1674
	1.6	85	C1000001		C1123580					
	1.6 Turbo	132	C1000001		C1123580					
	1.8	103	C1000001		C1123580					
	2.0 BiTurbo CDTI		C1000001		C1123580					
	2.0 CDTI	81	C1000001		C1123580					
	2.0 CDTI	96	C1000001		C1123580					
	2.0 CDTI	118	C1000001		C1123580					
	2.0 Turbo	162	C1000001		C1123580					
	2.0 BiTurbo CDTI 4x4		A1000001	07.08		24.0711-5294.3	360325	2	- Flexride Fahrwerk ¹⁾	Radsensor L=1245
	2.0 CDTI 4x4	118	A1000001	06.10						
	2.0 Turbo 4x4	162	A1000001	07.08						
	2.8 V6 Turbo 4x4	191	A1000001	07.08						
	2.0 BiTurbo CDTI 4x4		B1000001		D1999999	24.0711-5294.3	360325	2	- Flexride Fahrwerk ¹⁾	Radsensor L=1245
	2.0 CDTI 4x4	118	B1000001		D1999999					
	2.0 CDTI 4x4	120	D1999999	07.13						
	2.0 Turbo 4x4	162	B1000001		D1999999					
	2.0 Turbo 4x4	184	D1999999	09.11						
	2.8 V6 Turbo 4x4	191	B1000001		D1999999					
	2.0 BiTurbo CDTI 4x4		E1000001			24.0711-5294.3	360325	2	- Flexride Fahrwerk ¹⁾	Radsensor L=1245
	2.0 CDTI 4x4	118	E1000001							
	2.0 CDTI 4x4	120	E1000001							
	2.0 Turbo 4x4	162	E1000001							
	2.0 Turbo 4x4	184	E1000001							
	2.8 V6 Turbo 4x4	191	E1000001							
	2.8 V6 T 4x4 OPC	239		07.09		24.0711-5342.3	360414	2		Radsensor L=1245

OPEL INSIGNIA Country Tourer (13-)



	2.0 CDTI 4x4	120		09.13	+ Bremsscheibendurchm. 296mm ²⁾	13.0460-5611.2	605611			24415 19,1 +/WK/Zub MAN
	2.0 SIDI Turbo 4x4	184		09.13	+ Bremsscheibendurchm. 296mm ²⁾	13.0470-5611.2	LD5611			24415 19,1 +/WK/Zub MAN
	2.0 SIDI Turbo 4x4	184		09.13	+ Bremsscheibendurchm. 296mm ²⁾					
	2.0 CDTI 4x4	120		09.13	+ Bremsscheibendurchm. 321mm ³⁾	13.0460-5612.2	605612			24412 19,0 +/WK/Zub MAN
	2.0 SIDI Turbo 4x4	184		09.13	+ Bremsscheibendurchm. 321mm ³⁾	13.0470-5612.2	LD5612			24412 19,0 +/WK/Zub MAN
	2.0 SIDI Turbo 4x4	184		09.13	+ Bremsscheibendurchm. 321mm ³⁾					
	2.0 CDTI 4x4	120		09.13	+ Bremsscheibendurchm. 337mm ⁴⁾	13.0460-2754.2	602754			24418 17,0 +/WK/Zub LUC
	2.0 SIDI Turbo 4x4	184		09.13	+ Bremsscheibendurchm. 337mm ⁴⁾					
	2.0 SIDI Turbo 4x4	184		09.13	+ Bremsscheibendurchm. 337mm ⁴⁾					
	2.0 CDTI 4x4	120		09.13	+ Bremsscheibendurchm. 296mm ²⁾	24.0130-0207.1	430207			296 30,0 27,0 V L +S +B
	2.0 SIDI Turbo 4x4	184		09.13	+ Bremsscheibendurchm. 296mm ²⁾	24.0330-0207.1	530207			296 30,0 27,0 V L +S +B PD
	2.0 SIDI Turbo 4x4	184		09.13	+ Bremsscheibendurchm. 296mm ²⁾					
	2.0 CDTI 4x4	120		09.13	+ Bremsscheibendurchm. 321mm ³⁾	24.0130-0209.1	430209			321 30,0 27,0 V L +S +B
	2.0 SIDI Turbo 4x4	184		09.13	+ Bremsscheibendurchm. 321mm ³⁾	24.0330-0209.1	530209			321 30,0 27,0 V L +S +B PD
	2.0 SIDI Turbo 4x4	184		09.13	+ Bremsscheibendurchm. 321mm ³⁾					
	2.0 CDTI 4x4	120		09.13	+ Bremsscheibendurchm. 337mm ⁴⁾	24.0130-0208.1	430208			337 30,0 27,0 V L +S +B
	2.0 SIDI Turbo 4x4	184		09.13	+ Bremsscheibendurchm. 337mm ⁴⁾					
	2.0 SIDI Turbo 4x4	184		09.13	+ Bremsscheibendurchm. 337mm ⁴⁾					
	2.0 CDTI 4x4	120	D1999999	09.13		24.0710-5015.3	360403	2	- Flexride Fahrwerk ¹⁾	Radsensor L=740
	2.0 SIDI Turbo 4x4	184	D1999999	09.13						
	2.0 SIDI Turbo 4x4	184	D1999999	09.13						
	2.0 CDTI 4x4	120		09.13	+ Bremsscheibendurchm. 292mm ⁵⁾	13.0460-2758.2	602758			24421 17,2 +/WK/Zub LUC
	2.0 SIDI Turbo 4x4	184		09.13	+ Bremsscheibendurchm. 292mm ⁵⁾	13.0470-2758.2	LD2758			24421 17,2 +/WK/Zub LUC
	2.0 SIDI Turbo 4x4	184		09.13	+ Bremsscheibendurchm. 292mm ⁵⁾					
	2.0 CDTI 4x4	120		09.13	+ Bremsscheibendurchm. 315mm ⁶⁾	13.0460-2755.2	602755			24421 17,2 +/WK/Zub LUC
	2.0 SIDI Turbo 4x4	184		09.13	+ Bremsscheibendurchm. 315mm ⁶⁾	13.0470-2755.2	LD2755			24421 17,2 +/WK/Zub LUC
	2.0 SIDI Turbo 4x4	184		09.13	+ Bremsscheibendurchm. 315mm ⁶⁾					
	2.0 CDTI 4x4	120		09.13	+ Bremsscheibendurchm. 292mm ⁵⁾	24.0112-0187.1	412187			292 12,0 10,5 +S +B
	2.0 SIDI Turbo 4x4	184		09.13	+ Bremsscheibendurchm. 292mm ⁵⁾					
	2.0 SIDI Turbo 4x4	184		09.13	+ Bremsscheibendurchm. 292mm ⁵⁾					
	2.0 CDTI 4x4	120		09.13	+ Bremsscheibendurchm. 315mm ⁶⁾	24.0123-0114.1	423114			315 22,9 21,5 V +S +B
	2.0 SIDI Turbo 4x4	184		09.13	+ Bremsscheibendurchm. 315mm ⁶⁾					
	2.0 SIDI Turbo 4x4	184		09.13	+ Bremsscheibendurchm. 315mm ⁶⁾					

OPEL INSIGNIA Sports Tourer / Vauxh. Insignia SportsTourer (08-)

	1.4 Turbo ecoFLEX	103		06.11	+ Bremsscheibendurchm. 296mm ²⁾	13.0460-5611.2	605611			24415 19,1 +/WK/Zub MAN
	1.4 Turbo LPG ecoFLEX	103		07.12	+ Bremsscheibendurchm. 296mm ²⁾	13.0470-5611.2	LD5611			24415 19,1 +/WK/Zub MAN
	1.6	85		07.08	+ Bremsscheibendurchm. 296mm ²⁾					
	1.6 SIDI	125		03.13	+ Bremsscheibendurchm. 296mm ²⁾					
	1.6 Turbo	132		10.08	+ Bremsscheibendurchm. 296mm ²⁾					
	1.8	103		07.08	+ Bremsscheibendurchm. 296mm ²⁾					
	2.0 BiTurbo CDTI			07.08	+ Bremsscheibendurchm. 296mm ²⁾					
	2.0 BiTurbo CDTI 4x4			07.08	+ Bremsscheibendurchm. 296mm ²⁾					
	2.0 CDTI	81		07.08	+ Bremsscheibendurchm. 296mm ²⁾					
	2.0 CDTI	88		03.13	+ Bremsscheibendurchm. 296mm ²⁾					
	2.0 CDTI	96		07.08	+ Bremsscheibendurchm. 296mm ²⁾					
	2.0 CDTI	103		07.13	+ Bremsscheibendurchm. 296mm ²⁾					
	2.0 CDTI	118		07.08	+ Bremsscheibendurchm. 296mm ²⁾					
	2.0 CDTI	120		07.13	+ Bremsscheibendurchm. 296mm ²⁾					
	2.0 CDTI 4x4	118		06.10	+ Bremsscheibendurchm. 296mm ²⁾					
	2.0 CDTI 4x4	120		07.13	+ Bremsscheibendurchm. 296mm ²⁾					
	2.0 Turbo	162		07.08	+ Bremsscheibendurchm. 296mm ²⁾					
	2.0 Turbo	184		04.14	+ Bremsscheibendurchm. 296mm ²⁾					
	2.0 Turbo 4x4	162		07.08	+ Bremsscheibendurchm. 296mm ²⁾					
	2.0 Turbo 4x4	184		09.11	+ Bremsscheibendurchm. 296mm ²⁾					

¹⁾ - flexride suspension / - autotelaio flexride / - châssis de flexride / - suspensión flexride
²⁾ + brake disc diameter 296mm / + diametro dischi freno 296mm / + diamètre disques frein 296mm / + diámetro disco freno 296mm
³⁾ + brake disc diameter 321mm / + diametro dischi freno 321mm / + diamètre disques frein 321mm / + diámetro disco freno 321mm
⁴⁾ + brake disc diameter 337mm / + diametro dischi freno 337mm / + diamètre disques frein 337mm / + diámetro disco freno 337mm
⁵⁾ + brake disc diameter 292mm / + diametro dischi freno 292mm / + diamètre disques frein 292mm / + diámetro disco freno 292mm
⁶⁾ + brake disc diameter 315mm / + diametro dischi freno 315mm / + diamètre disques frein 315mm / + diámetro disco freno 315mm

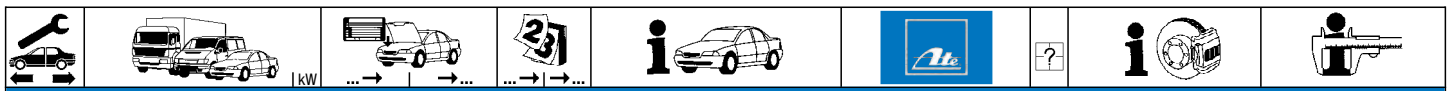


OPEL INSIGNIA Sports Tourer / Vauxh. Insignia SportsTourer (08-)							
	1.4 Turbo ecoFLEX	103	06.11	+ Bremsscheibendurchm. 321mm ¹⁾	13.0460-5612.2	605612	24412 19,0 +WK/Zub MAN
	1.4 Turbo LPG ecoFLEX	103	07.12	+ Bremsscheibendurchm. 321mm ¹⁾	13.0470-5612.2	LD5612	
	1.6	85	07.08	+ Bremsscheibendurchm. 321mm ¹⁾			
	1.6 SIDI	125	03.13	+ Bremsscheibendurchm. 321mm ¹⁾			
	1.6 Turbo	132	10.08	+ Bremsscheibendurchm. 321mm ¹⁾			
	1.8	103	07.08	+ Bremsscheibendurchm. 321mm ¹⁾			
	2.0 BiTurbo CDTI		07.08	+ Bremsscheibendurchm. 321mm ¹⁾			
	2.0 BiTurbo CDTI 4x4		07.08	+ Bremsscheibendurchm. 321mm ¹⁾			
	2.0 CDTI	81	07.08	+ Bremsscheibendurchm. 321mm ¹⁾			
	2.0 CDTI	88	03.13	+ Bremsscheibendurchm. 321mm ¹⁾			
	2.0 CDTI	96	07.08	+ Bremsscheibendurchm. 321mm ¹⁾			
	2.0 CDTi	103	07.13	+ Bremsscheibendurchm. 321mm ¹⁾			
	2.0 CDTI	118	07.08	+ Bremsscheibendurchm. 321mm ¹⁾			
	2.0 CDTi	120	07.13	+ Bremsscheibendurchm. 321mm ¹⁾			
	2.0 CDTI 4x4	118	06.10	+ Bremsscheibendurchm. 321mm ¹⁾			
	2.0 CDTi 4x4	120	07.13	+ Bremsscheibendurchm. 321mm ¹⁾			
2.0 Turbo	162	07.08	+ Bremsscheibendurchm. 321mm ¹⁾				
2.0 Turbo	184	04.14	+ Bremsscheibendurchm. 321mm ¹⁾				
2.0 Turbo 4x4	162	07.08	+ Bremsscheibendurchm. 321mm ¹⁾				
2.0 Turbo 4x4	184	09.11	+ Bremsscheibendurchm. 321mm ¹⁾				
1.4 Turbo ecoFLEX	103	06.11	+ Bremsscheibendurchm. 337mm ²⁾	13.0460-2754.2	602754	24418 17,0 +WK/Zub LUC	
1.4 Turbo LPG ecoFLEX	103	07.12	+ Bremsscheibendurchm. 337mm ²⁾				
1.6	85	07.08	+ Bremsscheibendurchm. 337mm ²⁾				
1.6 SIDI	125	03.13	+ Bremsscheibendurchm. 337mm ²⁾				
1.6 Turbo	132	10.08	+ Bremsscheibendurchm. 337mm ²⁾				
1.8	103	07.08	+ Bremsscheibendurchm. 337mm ²⁾				
2.0 BiTurbo CDTI		07.08	+ Bremsscheibendurchm. 337mm ²⁾				
2.0 BiTurbo CDTI 4x4		07.08	+ Bremsscheibendurchm. 337mm ²⁾				
2.0 CDTI	81	07.08	+ Bremsscheibendurchm. 337mm ²⁾				
2.0 CDTI	88	03.13	+ Bremsscheibendurchm. 337mm ²⁾				
2.0 CDTI	96	07.08	+ Bremsscheibendurchm. 337mm ²⁾				
2.0 CDTi	103	07.13	+ Bremsscheibendurchm. 337mm ²⁾				
2.0 CDTI	118	07.08	+ Bremsscheibendurchm. 337mm ²⁾				
2.0 CDTi	120	07.13	+ Bremsscheibendurchm. 337mm ²⁾				
2.0 CDTI 4x4	118	06.10	+ Bremsscheibendurchm. 337mm ²⁾				
2.0 CDTi 4x4	120	07.13	+ Bremsscheibendurchm. 337mm ²⁾				
2.0 Turbo	162	07.08	+ Bremsscheibendurchm. 337mm ²⁾				
2.0 Turbo	184	04.14	+ Bremsscheibendurchm. 337mm ²⁾				
2.0 Turbo 4x4	162	07.08	+ Bremsscheibendurchm. 337mm ²⁾				
2.0 Turbo 4x4	184	09.11	+ Bremsscheibendurchm. 337mm ²⁾				
2.8 V6 Turbo 4x4	191	07.08	+ Bremsscheibendurchm. 337mm ²⁾				
2.8 V6 T 4x4 OPC	239	07.09		13.0460-4855.2	604855	23325 16,4 /WK BRE	
	1.4 Turbo ecoFLEX	103	06.11	+ Bremsscheibendurchm. 296mm ³⁾	24.0130-0207.1	430207	296 30,0 27,0 V L +S +B 296 30,0 27,0 V L +S +B PD
	1.4 Turbo LPG ecoFLEX	103	07.12	+ Bremsscheibendurchm. 296mm ³⁾	24.0330-0207.1	530207	
	1.6	85	07.08	+ Bremsscheibendurchm. 296mm ³⁾			
	1.6 SIDI	125	03.13	+ Bremsscheibendurchm. 296mm ³⁾			
	1.6 Turbo	132	10.08	+ Bremsscheibendurchm. 296mm ³⁾			
	1.8	103	07.08	+ Bremsscheibendurchm. 296mm ³⁾			
	2.0 BiTurbo CDTI		07.08	+ Bremsscheibendurchm. 296mm ³⁾			
	2.0 BiTurbo CDTI 4x4		07.08	+ Bremsscheibendurchm. 296mm ³⁾			
	2.0 CDTI	81	07.08	+ Bremsscheibendurchm. 296mm ³⁾			
	2.0 CDTI	88	03.13	+ Bremsscheibendurchm. 296mm ³⁾			
	2.0 CDTI	96	07.08	+ Bremsscheibendurchm. 296mm ³⁾			
	2.0 CDTi	103	07.13	+ Bremsscheibendurchm. 296mm ³⁾			
	2.0 CDTI	118	07.08	+ Bremsscheibendurchm. 296mm ³⁾			
	2.0 CDTi	120	07.13	+ Bremsscheibendurchm. 296mm ³⁾			
	2.0 CDTI 4x4	118	06.10	+ Bremsscheibendurchm. 296mm ³⁾			
	2.0 CDTi 4x4	120	07.13	+ Bremsscheibendurchm. 296mm ³⁾			
2.0 Turbo	162	07.08	+ Bremsscheibendurchm. 296mm ³⁾				
2.0 Turbo	184	04.14	+ Bremsscheibendurchm. 296mm ³⁾				
2.0 Turbo 4x4	162	07.08	+ Bremsscheibendurchm. 296mm ³⁾				
2.0 Turbo 4x4	184	09.11	+ Bremsscheibendurchm. 296mm ³⁾				
1.4 Turbo ecoFLEX	103	06.11	+ Bremsscheibendurchm. 321mm ¹⁾	24.0130-0209.1	430209	321 30,0 27,0 V L +S +B 321 30,0 27,0 V L +S +B PD	
1.4 Turbo LPG ecoFLEX	103	07.12	+ Bremsscheibendurchm. 321mm ¹⁾	24.0330-0209.1	530209		
1.6	85	07.08	+ Bremsscheibendurchm. 321mm ¹⁾				
1.6 SIDI	125	03.13	+ Bremsscheibendurchm. 321mm ¹⁾				
1.6 Turbo	132	10.08	+ Bremsscheibendurchm. 321mm ¹⁾				
1.8	103	07.08	+ Bremsscheibendurchm. 321mm ¹⁾				
2.0 BiTurbo CDTI		07.08	+ Bremsscheibendurchm. 321mm ¹⁾				
2.0 BiTurbo CDTI 4x4		07.08	+ Bremsscheibendurchm. 321mm ¹⁾				
2.0 CDTI	81	07.08	+ Bremsscheibendurchm. 321mm ¹⁾				
2.0 CDTI	88	03.13	+ Bremsscheibendurchm. 321mm ¹⁾				
2.0 CDTI	96	07.08	+ Bremsscheibendurchm. 321mm ¹⁾				
2.0 CDTi	103	07.13	+ Bremsscheibendurchm. 321mm ¹⁾				
2.0 CDTI	118	07.08	+ Bremsscheibendurchm. 321mm ¹⁾				
2.0 CDTi	120	07.13	+ Bremsscheibendurchm. 321mm ¹⁾				
2.0 CDTI 4x4	118	06.10	+ Bremsscheibendurchm. 321mm ¹⁾				
2.0 CDTi 4x4	120	07.13	+ Bremsscheibendurchm. 321mm ¹⁾				
2.0 Turbo	162	07.08	+ Bremsscheibendurchm. 321mm ¹⁾				
2.0 Turbo	184	04.14	+ Bremsscheibendurchm. 321mm ¹⁾				
2.0 Turbo 4x4	162	07.08	+ Bremsscheibendurchm. 321mm ¹⁾				
2.0 Turbo 4x4	184	09.11	+ Bremsscheibendurchm. 321mm ¹⁾				
1.4 Turbo ecoFLEX	103	06.11	+ Bremsscheibendurchm. 337mm ²⁾	24.0130-0208.1	430208	337 30,0 27,0 V L +S +B	
1.4 Turbo LPG ecoFLEX	103	07.12	+ Bremsscheibendurchm. 337mm ²⁾				
1.6	85	07.08	+ Bremsscheibendurchm. 337mm ²⁾				
1.6 SIDI	125	03.13	+ Bremsscheibendurchm. 337mm ²⁾				
1.6 Turbo	132	10.08	+ Bremsscheibendurchm. 337mm ²⁾				

¹⁾ + brake disc diameter 321mm / + diametro dischi freno 321mm / + diamètre disques frein 321mm / + diámetro disco freno 321mm

²⁾ + brake disc diameter 337mm / + diametro dischi freno 337mm / + diamètre disques frein 337mm / + diámetro disco freno 337mm

³⁾ + brake disc diameter 296mm / + diametro dischi freno 296mm / + diamètre disques frein 296mm / + diámetro disco freno 296mm

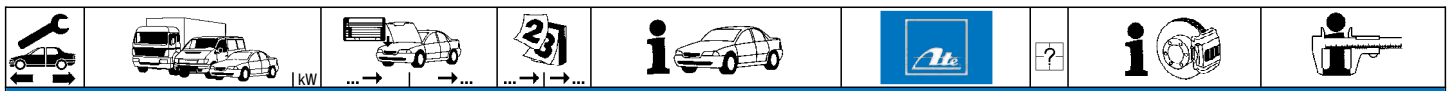


OPEL INSIGNIA Sports Tourer / Vauxh. Insignia SportsTourer (08-)

	1.8 2.0 BiTurbo CDTI 2.0 BiTurbo CDTI 4x4 2.0 CDTI 2.0 CDTI 2.0 CDTI 2.0 CDTI 2.0 CDTI 2.0 CDTI 2.0 CDTI 2.0 CDTI 4x4 2.0 CDTI 4x4 2.0 Turbo 2.0 Turbo 2.0 Turbo 4x4 2.0 Turbo 4x4 2.8 V6 Turbo 4x4	103 81 88 96 103 118 120 118 120 162 184 162 184 191		07.08 07.08 07.08 07.08 03.13 07.08 07.13 07.08 07.13 06.10 07.13 07.08 04.14 07.08 09.11 07.08	+ Bremsscheibendurchm. 337 mm ¹⁾ + Bremsscheibendurchm. 337 mm ¹⁾ + Bremsscheibendurchm. 337 mm ¹⁾ + Bremsscheibendurchm. 337 mm ¹⁾ + Bremsscheibendurchm. 337 mm ¹⁾ + Bremsscheibendurchm. 337 mm ¹⁾ + Bremsscheibendurchm. 337 mm ¹⁾ + Bremsscheibendurchm. 337 mm ¹⁾ + Bremsscheibendurchm. 337 mm ¹⁾ + Bremsscheibendurchm. 337 mm ¹⁾ + Bremsscheibendurchm. 337 mm ¹⁾ + Bremsscheibendurchm. 337 mm ¹⁾ + Bremsscheibendurchm. 337 mm ¹⁾ + Bremsscheibendurchm. 337 mm ¹⁾ + Bremsscheibendurchm. 337 mm ¹⁾ + Bremsscheibendurchm. 337 mm ¹⁾	24.0130-0208.1	430208		337 30,0 27,0 VL +S +B	
	1.4 Turbo ecoFLEX 1.4 Turbo LPG ecoFLEX 1.6 1.6 SIDI 1.6 Turbo 1.8 2.0 BiTurbo CDTI 2.0 BiTurbo CDTI 4x4 2.0 CDTI 2.0 CDTI 2.0 CDTI 2.0 CDTI 2.0 CDTI 2.0 CDTI 2.0 CDTI 2.0 CDTI 4x4 2.0 CDTI 4x4 2.0 Turbo 2.0 Turbo 4x4 2.0 Turbo 4x4	103 103 85 125 132 103 81 88 96 103 118 120 118 120 162 162 184	D1999999 D1999999 D1999999 D1999999 D1999999 D1999999 D1999999 D1999999 D1999999 D1999999 D1999999 D1999999 D1999999 D1999999 D1999999 D1999999 D1999999	06.11 07.12 07.08 03.13 10.08 07.08 07.08 07.08 03.13 07.08 07.13 07.08 07.13 06.10 07.13 07.08 09.11			24.0710-5015.3	360403	2 - Flexride Fahrwerk ²⁾	Radsensor L=740
	2.8 V6 T 4x4 OPC 2.8 V6 Turbo 4x4	239 191		07.09 07.08			24.0710-5011.4	360353	2 - Flexride Fahrwerk ²⁾	Radsensor
	1.4 Turbo ecoFLEX 1.4 Turbo LPG ecoFLEX 1.6 1.6 SIDI 1.6 Turbo 1.8 2.0 BiTurbo CDTI 2.0 BiTurbo CDTI 4x4 2.0 CDTI 2.0 CDTI 2.0 CDTI 2.0 CDTI 2.0 CDTI 2.0 CDTI 2.0 CDTI 4x4 2.0 CDTI 4x4 2.0 Turbo 2.0 Turbo 2.0 Turbo 4x4 2.0 Turbo 4x4	103 103 85 125 132 103 81 88 96 103 118 120 118 120 162 184 162 184		06.11 07.12 07.08 03.13 10.08 07.08 07.08 07.08 03.13 07.08 07.13 07.08 07.13 06.10 07.13 07.08 04.14 07.08 09.11	+ Bremsscheibendurchm. 292mm ³⁾ + Bremsscheibendurchm. 292mm ³⁾ + Bremsscheibendurchm. 292mm ³⁾ + Bremsscheibendurchm. 292mm ³⁾ + Bremsscheibendurchm. 292mm ³⁾ + Bremsscheibendurchm. 292mm ³⁾ + Bremsscheibendurchm. 292mm ³⁾ + Bremsscheibendurchm. 292mm ³⁾ + Bremsscheibendurchm. 292mm ³⁾ + Bremsscheibendurchm. 292mm ³⁾ + Bremsscheibendurchm. 292mm ³⁾ + Bremsscheibendurchm. 292mm ³⁾ + Bremsscheibendurchm. 292mm ³⁾ + Bremsscheibendurchm. 292mm ³⁾ + Bremsscheibendurchm. 292mm ³⁾ + Bremsscheibendurchm. 292mm ³⁾ + Bremsscheibendurchm. 292mm ³⁾ + Bremsscheibendurchm. 292mm ³⁾ + Bremsscheibendurchm. 292mm ³⁾ + Bremsscheibendurchm. 292mm ³⁾	13.0460-2758.1 13.0470-2758.2	602758 LD2758		24421 17,2 +WK/Zub LUC 24421 17,2 +WK/Zub LUC	
	1.4 Turbo ecoFLEX 1.4 Turbo LPG ecoFLEX 1.6 1.6 SIDI 1.6 Turbo 1.8 2.0 BiTurbo CDTI 2.0 BiTurbo CDTI 4x4 2.0 CDTI 2.0 CDTI 2.0 CDTI 2.0 CDTI 2.0 CDTI 2.0 CDTI 2.0 CDTI 4x4 2.0 CDTI 4x4 2.0 Turbo 2.0 Turbo 2.0 Turbo 4x4 2.0 Turbo 4x4 2.8 V6 T 4x4 OPC 2.8 V6 Turbo 4x4	103 103 85 125 132 103 81 88 96 103 118 120 118 120 162 184 162 184		06.11 07.12 07.08 03.13 10.08 07.08 07.08 07.08 03.13 07.08 07.13 07.08 07.13 06.10 07.13 07.08 04.14 07.08 09.11	+ Bremsscheibendurchm. 315mm ⁴⁾ + Bremsscheibendurchm. 315mm ⁴⁾	13.0460-2755.2 13.0470-2755.2	602755 LD2755		24421 17,2 +WK/Zub LUC 24421 17,2 +WK/Zub LUC	
	1.4 Turbo ecoFLEX 1.4 Turbo LPG ecoFLEX 1.6 1.6 SIDI 1.6 Turbo 1.8 2.0 BiTurbo CDTI 2.0 BiTurbo CDTI 4x4	103 103 85 125 132 103 81		06.11 07.12 07.08 03.13 10.08 07.08 07.08	+ Bremsscheibendurchm. 292mm ³⁾ + Bremsscheibendurchm. 292mm ³⁾ + Bremsscheibendurchm. 292mm ³⁾ + Bremsscheibendurchm. 292mm ³⁾ + Bremsscheibendurchm. 292mm ³⁾ + Bremsscheibendurchm. 292mm ³⁾ + Bremsscheibendurchm. 292mm ³⁾	24.0112-0187.1	412187		292 12,0 10,5 +S +B	

¹⁾ + brake disc diameter 337mm / + diametro dischi freno 337mm / + diamètre disques frein 337mm / + diámetro disco freno 337mm
²⁾ - flexride suspension / - autotelaio flexride / - châssis de flexride / - suspensión flexride
³⁾ + brake disc diameter 292mm / + diametro dischi freno 292mm / + diamètre disques frein 292mm / + diámetro disco freno 292mm
⁴⁾ + brake disc diameter 315mm / + diametro dischi freno 315mm / + diamètre disques frein 315mm / + diámetro disco freno 315mm





OPEL INSIGNIA Sports Tourer / Vauxh. Insignia SportsTourer (08-)

	2.0 CDTI	81		07.08	+ Bremsscheibendurchm. 292mm ¹⁾	24.0112-0187.1	412187		292 12,0 10,5 +S +B		
	2.0 CDTI	88		03.13	+ Bremsscheibendurchm. 292mm ¹⁾						
	2.0 CDTI	96		07.08	+ Bremsscheibendurchm. 292mm ¹⁾						
	2.0 CDTi	103		07.13	+ Bremsscheibendurchm. 292mm ¹⁾						
	2.0 CDTI	118		07.08	+ Bremsscheibendurchm. 292mm ¹⁾						
	2.0 CDTi	120		07.13	+ Bremsscheibendurchm. 292mm ¹⁾						
	2.0 CDTI 4x4	118		06.10	+ Bremsscheibendurchm. 292mm ¹⁾						
	2.0 CDTI 4x4	120		07.13	+ Bremsscheibendurchm. 292mm ¹⁾						
	2.0 Turbo	162		07.08	+ Bremsscheibendurchm. 292mm ¹⁾						
	2.0 Turbo	184		04.14	+ Bremsscheibendurchm. 292mm ¹⁾						
2.0 Turbo 4x4	162		07.08	+ Bremsscheibendurchm. 292mm ¹⁾							
2.0 Turbo 4x4	184		09.11	+ Bremsscheibendurchm. 292mm ¹⁾							
	1.4 Turbo ecoFLEX	103		06.11	+ Bremsscheibendurchm. 315mm ²⁾	24.0123-0114.1	423114		315 22,9 21,5 V +S +B		
	1.4 Turbo LPG ecoFLEX	103		07.12	+ Bremsscheibendurchm. 315mm ²⁾						
	1.6	85		07.08	+ Bremsscheibendurchm. 315mm ²⁾						
	1.6 SIDI	125		03.13	+ Bremsscheibendurchm. 315mm ²⁾						
	1.6 Turbo	132		10.08	+ Bremsscheibendurchm. 315mm ²⁾						
	1.8	103		07.08	+ Bremsscheibendurchm. 315mm ²⁾						
	2.0 BiTurbo CDTI			07.08	+ Bremsscheibendurchm. 315mm ²⁾						
	2.0 BiTurbo CDTI 4x4			07.08	+ Bremsscheibendurchm. 315mm ²⁾						
	2.0 CDTI	81		07.08	+ Bremsscheibendurchm. 315mm ²⁾						
	2.0 CDTI	88		03.13	+ Bremsscheibendurchm. 315mm ²⁾						
	2.0 CDTI	96		07.08	+ Bremsscheibendurchm. 315mm ²⁾						
	2.0 CDTi	103		07.13	+ Bremsscheibendurchm. 315mm ²⁾						
	2.0 CDTI	118		07.08	+ Bremsscheibendurchm. 315mm ²⁾						
	2.0 CDTi	120		07.13	+ Bremsscheibendurchm. 315mm ²⁾						
	2.0 CDTI 4x4	118		06.10	+ Bremsscheibendurchm. 315mm ²⁾						
	2.0 CDTI 4x4	120		07.13	+ Bremsscheibendurchm. 315mm ²⁾						
	2.0 Turbo	162		07.08	+ Bremsscheibendurchm. 315mm ²⁾						
	2.0 Turbo	184		04.14	+ Bremsscheibendurchm. 315mm ²⁾						
	2.0 Turbo 4x4	162		07.08	+ Bremsscheibendurchm. 315mm ²⁾						
	2.0 Turbo 4x4	184		09.11	+ Bremsscheibendurchm. 315mm ²⁾						
	2.8 V6 T 4x4 OPC	239		07.09							
	2.8 V6 Turbo 4x4	191		07.08							
		1.4 Turbo ecoFLEX	103	B1999999	06.11		24.0711-5332.3	360327	2	- Flexride Fahrwerk ³⁾	Radsensor L=766
		1.6	85	B1999999	07.08						
		1.6 Turbo	132	B1999999	10.08						
		1.8	103	B1999999	07.08						
		2.0 BiTurbo CDTI		B1999999	07.08						
		2.0 CDTI	81	B1999999	07.08						
2.0 CDTI		96	B1999999	07.08							
2.0 CDTI		118	B1999999	07.08							
2.0 Turbo		162	B1999999	07.08							
1.4 Turbo ecoFLEX		103	C1000001	C1123580			24.0711-5395.3	360381		- Flexride Fahrwerk ³⁾	Radsensor L=1417
1.4 Turbo LPG ecoFLEX	103	C1123580	C1123580	07.12		24.0711-5396.3	360382		- Flexride Fahrwerk ³⁾	Radsensor L=1674	
1.6	85	C1000001	C1123580								
1.6 Turbo	132	C1000001	C1123580								
1.8	103	C1000001	C1123580								
2.0 BiTurbo CDTI		C1000001	C1123580								
2.0 CDTI	81	C1000001	C1123580								
2.0 CDTI	96	C1000001	C1123580								
2.0 CDTI	118	C1000001	C1123580								
2.0 Turbo	162	C1000001	C1123580								
2.0 BiTurbo CDTI 4x4		A1000001	A1000001	07.08		24.0711-5294.3	360325	2	- Flexride Fahrwerk ³⁾	Radsensor L=1245	
2.0 CDTI 4x4	118	A1000001	A1000001	06.10							
2.0 Turbo 4x4	162	A1000001	A1000001	07.08							
2.8 V6 Turbo 4x4	191	A1000001	A1000001	07.08							
2.0 BiTurbo CDTI 4x4		B1000001	D1999999			24.0711-5294.3	360325	2	- Flexride Fahrwerk ³⁾	Radsensor L=1245	
2.0 CDTI 4x4	118	B1000001	D1999999								
2.0 CDTI 4x4	120		D1999999	07.13							
2.0 Turbo 4x4	162	B1000001	D1999999								
2.0 Turbo 4x4	184		D1999999	09.11							
2.8 V6 Turbo 4x4	191	B1000001	D1999999								
2.0 BiTurbo CDTI 4x4		E1000001				24.0711-5294.3	360325	2	- Flexride Fahrwerk ³⁾	Radsensor L=1245	
2.0 CDTI 4x4	118	E1000001									
2.0 CDTI 4x4	120	E1000001									
2.0 Turbo 4x4	162	E1000001									
2.0 Turbo 4x4	184	E1000001									
2.8 V6 Turbo 4x4	191	E1000001									
2.8 V6 T 4x4 OPC	239			07.09		24.0711-5342.3	360414	2		Radsensor L=1245	

OPEL MERIVA A / Vauxhall Meriva Mk I (03-10)

	1.4 16V	66		07.04	05.10 + 4-Loch Felge ⁴⁾	13.0460-2857.2	602857		23225 17,0 +WK/Zub/S LUC
	1.4 LPG	66		07.04	05.10 + 4-Loch Felge ⁴⁾	13.0470-2857.2	LD2857		23225 17,0 +WK/Zub/S LUC
	1.6	64		05.03	05.10				
	1.3 CDTI	51		04.05	05.10	13.0460-7179.2	607179		23832 20,2 +WK ATE
	1.3 CDTI	55		09.03	05.10	13.0470-7179.2	LD7179		23832 20,2 +WK ATE
	1.4 16V	66		07.04	05.10 + 5-Loch Felge ⁵⁾				
	1.4 LPG	66		07.04	05.10 + 5-Loch Felge ⁵⁾				
	1.6	77		01.06	05.10				
	1.6 16V	74		05.03	05.10				
	1.6 Turbo OPC	132		09.05	05.10				
1.7 CDTI	74		09.03	05.10					
1.7 CDTI	92		09.06	05.10					
1.7 DTI	48		05.03	05.10					
1.7 DTI 16V	55		09.02	05.10					


















¹⁾ + brake disc diameter 292mm / + diametro dischi freno 292mm / + diamètre disques frein 292mm / + diámetro disco freno 292mm

²⁾ + brake disc diameter 315mm / + diametro dischi freno 315mm / + diamètre disques frein 315mm / + diámetro disco freno 315mm

³⁾ - flexride suspension / - autotelaio flexride / - châssis de flexride / - suspensión flexride





















⁴⁾ + 4 bore wheel rim / + cerchione a 4 fori / + jante à 4 trous / + Llantas de 4 taladros

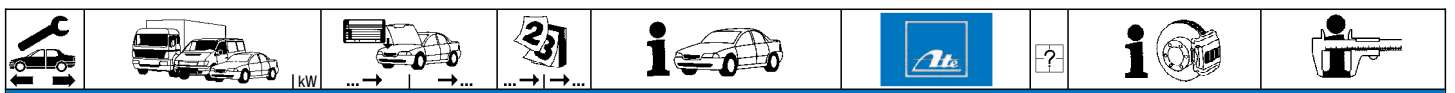
⁵⁾ + 5 bore wheel rim / + cerchione a 5 fori / + jante à 5 trous / + Llantas de 5 taladros

										
OPEL MERIVA A / Vauxhall Meriva Mk I (03-10)										
	1.8 16V	92	09.02	05.10	13.0460-7179.2 13.0470-7179.2	607179 LD7179		23832 20,2 +/WK 23832 20,2 +/WK	ATE ATE	
	1.4 16V	66	07.04	05.10	24.0124-0166.1	424166	für 4-Loch-Felge ¹⁾	260 24,0 21,0 V L +B		
	1.4 LPG	66	07.04	05.10	24.0324-0166.1	524166	für 4-Loch-Felge ¹⁾	260 24,0 21,0 V L +B PD		
	1.6	64	05.03	05.10						
	1.3 CDTI	51	04.05	05.10	24.0125-0148.1	425148	für 4-Loch-Felge ¹⁾	280 25,0 22,0 V L +S +B		
	1.3 CDTI	55	09.03	05.10	24.0325-0148.1	525148	für 4-Loch-Felge ¹⁾	280 25,0 22,0 V L +S +B PD		
	1.6	77	01.06	05.10						
	1.6 16V	74	05.03	05.10						
	1.7 DTI	48	05.03	05.10						
	1.7 DTI 16V	55	05.03	05.10						
	1.8 16V	92	05.03	05.10						
	1.3 CDTI	51	04.05	05.10	24.0125-0131.1	425131	für 5-Loch-Felge ²⁾	280 24,8 22,0 V L +S +B		
	1.3 CDTI	55	09.03	05.10	24.0325-0131.1	525131	für 5-Loch-Felge ²⁾	280 24,8 22,0 V L +S +B PD		
	1.4 16V	66	07.04	05.10						
	1.4 LPG	66	07.04	05.10						
	1.6	64	05.03	05.10						
1.6	77	01.06	05.10							
1.6 16V	74	05.03	05.10							
1.7 CDTI	74	09.03	05.10							
1.7 CDTI	92	09.06	05.10							
1.7 DTI	48	05.03	05.10							
1.7 DTI 16V	55	05.03	05.10							
1.8 16V	92	05.03	05.10							
1.6 Turbo OPC	132	09.05	05.10	24.0125-0142.1 24.0325-0142.1	425142 525142			308 25,0 22,0 V L +S +B 308 25,0 22,0 V L +S +B PD		
	1.3 CDTI	51	04.05	05.10	24.0710-1002.1	360206	2 	Radsensor L=452		
	1.3 CDTI	55	09.03	05.10						
	1.4 16V	66	07.04	05.10						
	1.4 LPG	66	07.04	05.10						
	1.6	64	05.03	05.10						
	1.6	77	01.06	05.10						
	1.6 16V	74	05.03	05.10						
	1.6 Turbo OPC	132	09.05	05.10						
	1.7 CDTI	74	09.03	05.10						
	1.7 CDTI	92	09.06	05.10						
	1.7 DTI	48	05.03	05.10						
	1.7 DTI 16V	55	05.03	05.10						
1.8 16V	92	05.03	05.10							
	1.3 CDTI	51	04.05	05.10	13.0460-2868.2 13.0470-2868.2	602868 LD2868		23417 15,3 +/WK/Zub/S LUC 23417 15,3 +/WK/Zub/S LUC		
	1.3 CDTI	55	09.03	05.10						
	1.4 16V	66	07.04	05.10						
	1.4 LPG	66	07.04	05.10						
	1.6	64	05.03	05.10						
	1.6	77	01.06	05.10						
	1.6 16V	74	05.03	05.10						
	1.6 Turbo OPC	132	09.05	05.10						
	1.7 CDTI	74	09.03	05.10						
	1.7 CDTI	92	09.06	05.10						
	1.7 DTI	48	05.03	05.10						
	1.7 DTI 16V	55	05.03	05.10						
	1.8 16V	92	05.03	05.10						
		1.4 16V	66	07.04	05.10	24.0110-0251.1 24.0310-0251.1	410251 510251	für 4-Loch-Felge ¹⁾ für 4-Loch-Felge ¹⁾	240 9,8 8,0 +S +B 240 9,8 8,0 +S +B PD	
		1.4 LPG	66	07.04	05.10					
1.6		64	05.03	05.10						
1.3 CDTI		51	04.05	05.10	24.0110-0291.1	410291	für 4-Loch-Felge ¹⁾	264 10,0 8,0 +S +B		
1.3 CDTI		55	09.03	05.10						
1.6		77	01.06	05.10						
1.6 16V		74	05.03	05.10						
1.7 DTI		48	05.03	05.10						
1.7 DTI 16V		55	05.03	05.10						
1.8 16V		92	05.03	05.10						
1.3 CDTI		51	04.05	05.10	24.0110-0250.1 24.0310-0250.1	410250 510250	für 5-Loch-Felge ²⁾ für 5-Loch-Felge ²⁾	264 9,8 8,0 +S +B 264 9,8 8,0 +S +B PD		
1.3 CDTI		55	09.03	05.10						
1.4 16V		66	07.04	05.10						
1.4 LPG		66	07.04	05.10						
1.6		64	05.03	05.10						
1.6	77	01.06	05.10							
1.6 16V	74	05.03	05.10							
1.6 Turbo OPC	132	09.05	05.10							
1.7 CDTI	74	09.03	05.10							
1.7 CDTI	92	09.06	05.10							
1.7 DTI	48	05.03	05.10							
1.7 DTI 16V	55	05.03	05.10							
1.8 16V	92	05.03	05.10							
OPEL MERIVA B / Vauxhall Meriva Mk II (10-)										
	1.3 CDTI	55	06.10		13.0460-7179.2 13.0470-7179.2	607179 LD7179		23832 20,2 +/WK 23832 20,2 +/WK	ATE ATE	
	1.3 CDTI	70	06.10							
	1.4	74	06.10							
	1.4	103	06.10							
	1.4 ecoFLEX	88	06.10							
	1.6 CDTi	70	03.14							
	1.6 CDTi	81	03.14							
	1.6 CDTi	100	08.13							
										

¹⁾ for 4 bore wheel rim / per cerchione a 4 fori / pour jante à 4 trous / para Llantas de 4 taladros

²⁾ for 5 bore wheel rim / per cerchione a 5 fori / pour jante à 5 trous / para Llantas de 5 taladros

									
OPEL MERIVA B / Vauxhall Meriva Mk II (10-)									
	1.7 CDTi 1.7 CDTi 1.7 CDTi	74 81 96	06.10 06.10 06.10		13.0460-7179.2 13.0470-7179.2	607179 LD7179		23832 20,2 +WK 23832 20,2 +WK	ATE ATE
	1.3 CDTi 1.3 CDTi 1.4 1.4 ecoFLEX 1.7 CDTi 1.7 CDTi 1.7 CDTi	55 70 74 88 74 81 96	06.10 06.10 06.10 06.10 06.10 06.10 06.10		24.0125-0131.1 24.0325-0131.1	425131 525131		280 24,8 22,0 V L +S +B 280 24,8 22,0 V L +S +B PD	
	1.4 1.6 CDTi 1.6 CDTi 1.6 CDTi 1.7 CDTi 1.7 CDTi 1.7 CDTi	103 70 81 100 74 81 96	06.10 03.14 03.14 08.13 06.10 06.10 06.10		24.0125-0142.1	425142		308 25,0 22,0 V L +S +B	
	1.3 CDTi 1.3 CDTi 1.4 1.4 1.4 ecoFLEX 1.6 CDTi 1.6 CDTi 1.6 CDTi 1.7 CDTi 1.7 CDTi 1.7 CDTi	55 70 74 103 88 70 81 100 74 81 96	06.10 06.10 06.10 06.10 06.10 03.14 03.14 08.13 06.10 06.10 06.10		13.0460-2868.2 13.0470-2868.2	602868 LD2868		23417 15,3 +WK/Zub/S LUC 23417 15,3 +WK/Zub/S LUC	
	1.3 CDTi 1.3 CDTi 1.4 1.4 1.4 ecoFLEX 1.6 CDTi 1.6 CDTi 1.6 CDTi 1.7 CDTi 1.7 CDTi 1.7 CDTi	55 70 74 103 88 70 81 100 74 81 96	06.10 06.10 06.10 06.10 06.10 03.14 03.14 08.13 06.10 06.10 06.10		24.0110-0250.1 24.0310-0250.1	410250 510250		264 9,8 8,0 +S +B 264 9,8 8,0 +S +B PD	
OPEL MOKKA / Vauxhall Mokka (12-)									
	1.4 1.4 4x4 1.6 1.6 CDTi 1.6 CDTi 4x4 1.7 CDTi 1.7 CDTi 4x4 1.8 1.8 4x4	103 103 85 100 100 96 96 103 103	04.13 06.12 06.12 01.15 01.15 06.12 06.12 01.13 01.13		13.0460-7263.2 13.0470-7263.2	607263 LD7263		24034 19,1 +WK/Zub 24034 19,1 +WK/Zub	ATE ATE
	1.4 1.4 4x4 1.6 1.6 CDTi 1.6 CDTi 4x4 1.7 CDTi 1.7 CDTi 4x4 1.8 1.8 4x4	103 103 85 100 100 96 96 103 103	04.13 06.12 06.12 01.15 01.15 06.12 06.12 01.13 01.13		13.0460-7264.2 13.0470-7264.2	607264 LD7264		25096 17,0 +WK/Zub 25096 17,0 +WK/Zub	ATE ATE
	1.4 1.4 4x4 1.6 1.6 CDTi 1.6 CDTi 4x4 1.7 CDTi 1.7 CDTi 4x4 1.8 1.8 4x4	103 103 85 100 100 96 96 103 103	04.13 06.12 06.12 01.15 01.15 06.12 06.12 01.13 01.13		24.0112-0188.1	412188		268 12,0 10,0 +S +B	
OPEL MONTEREY (92-98)									
	3.1 TD 3.2		09.91 07.98 05.92 07.98		13.0460-5926.2 13.0460-0446.2	605926 610446		21845 16,5 +WK Belagsatz-Zubehör	AKE AKE
	3.1 TD 3.2 3.1 TD 3.2		09.91 07.98 05.92 07.98 09.91 07.98 05.92 07.98	- ABS - ABS + ABS + ABS	24.0126-0111.1	426111		280 26,0 24,6 V +B 280 26,0 24,6 V +B	
	3.1 TD 3.2		09.91 07.98 05.92 07.98		13.0460-5927.2 13.0460-0447.2	605927 610447		21875 16,0 +WK Belagsatz-Zubehör	AKE AKE
	3.1 TD 3.2		09.91 07.98 05.92 07.98		24.0118-0122.1	418122		313 18,0 16,6 V +B	



OPEL MONTEREY (98-99)											
	3.0 DTI 3.5 V6			07.98 07.98	08.99 08.99		13.0460-5926.2 13.0460-0446.2	605926 610446		21845 16,5 +/WK Belagsatz-Zubehör	AKE AKE
	3.0 DTI 3.5 V6			07.98 07.98	08.99 08.99	- ABS - ABS	24.0126-0111.1	426111		280 26,0 24,6 V +B	
	3.0 DTI 3.5 V6			07.98 07.98	08.99 08.99	+ ABS + ABS	24.0126-0111.1	426111		280 26,0 24,6 V +B	
	3.0 DTI 3.5 V6			07.98 07.98	08.99 08.99		13.0460-5927.2 13.0460-0447.2	605927 610447		21875 16,0 +/WK Belagsatz-Zubehör	AKE AKE
	3.0 DTI 3.5 V6			07.98 07.98	08.99 08.99		24.0118-0122.1	418122		313 18,0 16,6 V +B	

OPEL MOVANO A (98-10)											
	1.9 DTI 2.2 DTI 16V 2.5 CDTI 2.5 CDTI 2.5 CDTI 2.5 D 2.5 DTI 2.8 DTI 3.0 DTI			09.00 09.00 09.06 09.06 09.06 07.98 10.01 07.98 10.03	01.10 01.10 01.10 01.10 01.10 01.10 01.10 01.10 01.10	+ 15" Rad 1) + 15" Rad 1) + 15" Rad 1) + 15" Rad 1) + 15" Rad 1) + 15" Rad 1) + 15" Rad 1) + 15" Rad 1) + 15" Rad 1)	13.0460-3946.2	603946		23302 18,0 /WE	BDX
	1.9 DTI 2.2 DTI 16V 2.5 CDTI 2.5 CDTI 2.5 CDTI 2.5 D 2.5 DTI 2.8 DTI 3.0 DTI	66 74 88 107 59		09.00 09.00 09.06 09.06 09.06 07.98 10.01 07.98 10.03	01.10 01.10 01.10 01.10 01.10 01.10 01.10 01.10 01.10	+ 16" Rad 2) + 16" Rad 2) + 16" Rad 2) + 16" Rad 2) + 16" Rad 2) + 16" Rad 2) + 16" Rad 2) + 16" Rad 2) + 16" Rad 2)	13.0460-3800.2	603800		23613 17,7	BOS
	1.9 DTI 2.2 DTI 16V 2.5 CDTI 2.5 CDTI 2.5 CDTI 2.5 D 2.5 DTI 2.8 DTI 3.0 DTI	66 74 88 107 59		09.00 09.00 09.06 09.06 09.06 07.98 10.01 07.98 10.03	01.10 01.10 01.10 01.10 01.10 01.10 01.10 01.10 01.10	+ 15" Rad 1) + 15" Rad 1) + 15" Rad 1) + 15" Rad 1) + 15" Rad 1) + 15" Rad 1) + 15" Rad 1) + 15" Rad 1) + 15" Rad 1)	24.0124-0162.1	424162		280 24,0 21,0 V +B	
	1.9 DTI 2.2 DTI 16V 2.5 CDTI 2.5 CDTI 2.5 CDTI 2.5 D 2.5 DTI 2.8 DTI 3.0 DTI	66 74 88 107 59		09.00 09.00 09.06 09.06 09.06 07.98 10.01 07.98 10.03	01.10 01.10 01.10 01.10 01.10 01.10 01.10 01.10 01.10	+ 16" Rad 2) + 16" Rad 2) + 16" Rad 2) + 16" Rad 2) + 16" Rad 2) + 16" Rad 2) + 16" Rad 2) + 16" Rad 2) + 16" Rad 2)	24.0128-0129.1 24.0328-0129.1	428129 528129		306 28,0 25,0 V +S +B 306 28,0 25,0 V +S +B PD	
	1.9 DTI 2.2 DTI 16V 2.5 CDTI 2.5 CDTI 2.5 CDTI 2.5 D 2.5 DTI 2.8 DTI 3.0 DTI	66 74 88 107 59		09.00 09.00 09.06 09.06 09.06 07.98 10.01 07.98 10.03	01.10 01.10 01.10 01.10 01.10 01.10 01.10 01.10 01.10		13.0460-3806.2	603806		23669 16,8 /S	BOS
	1.9 DTI 2.2 DTI 16V 2.5 CDTI 2.5 CDTI 2.5 CDTI 2.5 D 2.5 DTI 2.8 DTI 3.0 DTI	66 74 88 107 59		09.00 09.00 09.06 09.06 09.06 07.98 10.01 07.98 10.03	01.10 01.10 01.10 01.10 01.10 01.10 01.10 01.10 01.10		24.0112-0155.1	412155		305 12,0 10,5 +S +B	
	1.9 DTI 2.2 DTI 16V 2.5 D 2.5 DTI 2.8 DTI	66 59		09.00 09.00 07.98 10.01 07.98	01.10 01.10 01.10 01.10 01.10		03.0137-0382.2 03.0137-9240.2	650382 669240		280 x 65 Bremsbacken-Zubehör	
	1.9 DTI 2.2 DTI 16V 2.5 D 2.5 DTI 2.8 DTI	66 59		09.00 09.00 07.98 10.01 07.98	01.10 01.10 01.10 01.10 01.10		24.0228-0002.1	480159		280/282 x 69,5	

OPEL MOVANO B (10-)											
	2.3 CDTI FWD 2.3 CDTI FWD 2.3 CDTI FWD 2.3 CDTI FWD	74 81 92 100		02.10 05.14 02.10 05.14			13.0460-4856.2	604856		25147 18,4 +/WK	BRE

1) + 15" wheel / + ruota 15" / + roue 15" / + rueda 15"
2) + 16" wheel / + ruota 16" / + roue 16" / + rueda 16"





OPEL MOVANO B (10-)

	2.3 CDTI FWD	107		05.10		13.0460-4856.2	604856		25147 18,4 +WK	BRE
	2.3 CDTI FWD	110		01.13						
	2.3 CDTI FWD	120		05.14						
	2.3 CDTI RWD	74		02.10						
	2.3 CDTI RWD	92		02.10						
	2.3 CDTI RWD	100		05.14						
	2.3 CDTI RWD	107		05.10						
	2.3 CDTI RWD	110		01.13						
	2.3 CDTI RWD	120		05.14						
	2.3 CDTI FWD	74		02.10		24.0128-0252.1	428252		302 28,0 24,5 V +S +B	
	2.3 CDTI FWD	81		05.14						
	2.3 CDTI FWD	92		02.10						
	2.3 CDTI FWD	100		05.14						
	2.3 CDTI FWD	107		05.10						
	2.3 CDTI FWD	110		01.13						
	2.3 CDTI FWD	120		05.14						
	2.3 CDTI RWD	74		02.10						
	2.3 CDTI RWD	92		02.10						
	2.3 CDTI RWD	100		05.14						
	2.3 CDTI RWD	107		05.10						
	2.3 CDTI RWD	110		01.13						
	2.3 CDTI FWD	74		02.10	+ Einfachbereifung ¹⁾	13.0460-4858.2	604858		25112 18,4 +WK	BRE
	2.3 CDTI FWD	81		05.14	+ Einfachbereifung ¹⁾					
	2.3 CDTI FWD	92		02.10	+ Einfachbereifung ¹⁾					
	2.3 CDTI FWD	100		05.14	+ Einfachbereifung ¹⁾					
	2.3 CDTI FWD	107		05.10	+ Einfachbereifung ¹⁾					
	2.3 CDTI FWD	110		01.13	+ Einfachbereifung ¹⁾					
	2.3 CDTI FWD	120		05.14	+ Einfachbereifung ¹⁾					
	2.3 CDTI RWD	74		02.10	+ Einfachbereifung ¹⁾					
	2.3 CDTI RWD	92		02.10	+ Einfachbereifung ¹⁾					
	2.3 CDTI RWD	100		05.14	+ Einfachbereifung ¹⁾					
	2.3 CDTI RWD	107		05.10	+ Einfachbereifung ¹⁾					
	2.3 CDTI RWD	110		01.13	+ Einfachbereifung ¹⁾					
	2.3 CDTI RWD	120		05.14	+ Einfachbereifung ¹⁾					
	2.3 CDTI FWD	74		02.10	+ Doppelbereifung ²⁾	13.0460-4857.2	604857		25172 18,4 +WK	BRE
	2.3 CDTI FWD	81		05.14	+ Doppelbereifung ²⁾					
2.3 CDTI FWD	92		02.10	+ Doppelbereifung ²⁾						
2.3 CDTI FWD	100		05.14	+ Doppelbereifung ²⁾						
2.3 CDTI FWD	107		05.10	+ Doppelbereifung ²⁾						
2.3 CDTI FWD	110		01.13	+ Doppelbereifung ²⁾						
2.3 CDTI FWD	120		05.14	+ Doppelbereifung ²⁾						
2.3 CDTI RWD	74		02.10	+ Doppelbereifung ²⁾						
2.3 CDTI RWD	92		02.10	+ Doppelbereifung ²⁾						
2.3 CDTI RWD	100		05.14	+ Doppelbereifung ²⁾						
2.3 CDTI RWD	107		05.10	+ Doppelbereifung ²⁾						
2.3 CDTI RWD	110		01.13	+ Doppelbereifung ²⁾						
2.3 CDTI RWD	120		05.14	+ Doppelbereifung ²⁾						
	2.3 CDTI FWD	74		02.10		24.0112-0191.1	412191		305 12,0 10,0 L +S +B	
	2.3 CDTI FWD	81		05.14						
	2.3 CDTI FWD	92		02.10						
	2.3 CDTI FWD	100		05.14						
	2.3 CDTI FWD	107		05.10						
	2.3 CDTI FWD	110		01.13						
	2.3 CDTI FWD	120		05.14						
	2.3 CDTI RWD	74		02.10	+ Einfachbereifung ¹⁾	24.0112-0190.1	412190		305 12,0 10,0 L +S +B	
	2.3 CDTI RWD	92		02.10	+ Einfachbereifung ¹⁾					
	2.3 CDTI RWD	100		05.14	+ Einfachbereifung ¹⁾					
	2.3 CDTI RWD	107		05.10	+ Einfachbereifung ¹⁾					
	2.3 CDTI RWD	110		01.13	+ Einfachbereifung ¹⁾					
	2.3 CDTI RWD	120		05.14	+ Einfachbereifung ¹⁾					
	2.3 CDTI RWD	74		02.10	+ Doppelbereifung ²⁾	24.0118-0153.1	418153		302 18,0 15,0 +B	
	2.3 CDTI RWD	92		02.10	+ Doppelbereifung ²⁾					
	2.3 CDTI RWD	100		05.14	+ Doppelbereifung ²⁾					
	2.3 CDTI RWD	107		05.10	+ Doppelbereifung ²⁾					
	2.3 CDTI RWD	110		01.13	+ Doppelbereifung ²⁾					
	2.3 CDTI RWD	120		05.14	+ Doppelbereifung ²⁾					

OPEL OMEGA B / Vauxhall Omega (94-03)

	2.0		V1999999	03.94	- Sonderfahrzeuge/ - Polizei ³⁾	13.0460-7080.2	607080		21411 17,5 +	ATE
	2.0 16V		V1999999	03.94	- Sonderfahrzeuge/ - Polizei ³⁾	24.8190-0710.2	620710	2	Warnkontakt L=730mm	
	2.0	W1000001		09.99		13.0460-2815.2	602815		21368 18,3 /WE/S	LUC
	2.0 16V	W1000001		09.99		24.8190-0711.2	620711	2	Warnkontakt L=730mm	
	2.0 DTI 16V			09.97	08.00					
	2.2 16V			10.99	08.03					
	2.2 DTI 16V			09.00	08.03					
	2.5 DTI			09.01	08.03					
	2.5 TD			04.94	08.03					
	2.5 V6			03.94	09.00					
	2.6 V6			09.00	08.03					
	3.0 V6			04.94	01.01					
	3.2 V6			02.01	08.03					
	2.0		V1999999	03.94	- Sonderfahrzeuge/ - Polizei ³⁾	24.0124-0119.1	424119		286 24,0 21,0 V L +B	
	2.0 16V		V1999999	03.94	- Sonderfahrzeuge/ - Polizei ³⁾					
	2.0	W1000001		09.99		24.0128-0104.1	428104		296 28,0 25,0 V L +S +B	
	2.0 16V	W1000001		09.99						

¹⁾ + single tyre / + ruota singola / + roue simple / + cubierta simple

²⁾ + twin tyres / + ruote gemellate / + roue jumelée / + cubierta doble

³⁾ - special vehicles/ - Police / - veicoli speciali/ - Polizia / - véhicule spécial/ - Police / - vehículo especial/ - Police



OPEL OMEGA B / Vauxhall Omega (94-03)

	2.0 DTI 16V 2.2 16V 2.2 DTI 16V 2.5 DTI 2.5 TD 2.5 V6 2.6 V6 3.0 V6 3.2 V6			09.97 10.99 09.00 09.01 04.94 03.94 09.00 04.94 02.01	08.00 08.03 08.03 08.03 08.03 09.00 08.03 01.01 08.03	24.0128-0104.1	428104			296 28,0 25,0 V L +S +B
	2.0 2.0 16V 2.0 DTI 16V 2.2 16V 2.2 DTI 16V 2.5 DTI 2.5 TD 2.5 V6 2.6 V6 3.0 V6 3.2 V6			03.94 03.94 09.97 10.99 09.00 09.01 04.94 03.94 09.00 04.94 02.01	09.99 09.99 08.00 08.03 08.03 08.03 08.03 08.03 01.01 08.03	13.0460-4040.2 13.0460-0246.2	604040 610246		- belüftete Scheiben 1)	21050 15,8 Belagsatz-Zubehör
	2.0 2.0 16V 2.0 DTI 16V 2.2 16V 2.2 DTI 16V 2.5 DTI 2.5 TD 2.5 V6 2.6 V6 3.0 V6 3.2 V6			03.94 03.94 09.97 10.99 09.00 09.01 04.94 03.94 09.00 04.94 02.01	09.99 09.99 08.00 08.03 08.03 08.03 09.00 08.03 01.01 08.03	24.0112-0131.1 24.0120-0171.1	412131 420171			286 12,0 10,0 +B 286 20,0 18,0 V +B
	2.0 2.0 16V 2.0 DTI 16V 2.2 16V 2.2 DTI 16V 2.5 TD 2.5 V6 2.6 V6 3.0 V6 3.2 V6		V1169750 V1169750 V1169750 V1169750 V1169750 V1169750 V1169750 V1169750 V1169750 V1169750	03.94 03.94 09.97 10.99 09.00 04.94 03.94 09.00 04.94 02.01		03.0137-0172.2 03.0137-9092.2	650172 669092			160 x 25 Bremsbacken-Zubehör
	2.0 2.0 16V 2.0 DTI 16V 2.2 16V 2.2 DTI 16V 2.5 DTI 2.5 TD 2.5 V6 2.6 V6 3.0 V6 3.2 V6	V1169751 V1169751 V1169751 V1169751 V1169751 V1169751 V1169751 V1169751 V1169751 V1169751		09.99 09.99 08.00 08.03 08.03 09.01 08.03 08.03 09.00 08.03 01.01 02.01		03.0137-0172.2 03.0137-9242.2	650172 669242			160 x 25 Bremsbacken-Zubehör

OPEL SIGNUM / Vauxhall Signum (03-08)

	1.8 1.8 1.9 CDTI 1.9 CDTI 1.9 CDTI 2.0 DTI 2.0 Turbo 2.2 2.2 DTI 3.0 V6 CDTI 3.2 V6	90 103 74 88 110 130	31068238 31068238	05.03 09.05 08.05 04.04 04.04 05.03 03.03 05.03 05.03 05.03	05.08 05.08 05.08 05.08 05.08 05.08 05.08 05.08 05.08 05.08 05.08	13.0460-7212.2 13.0460-7172.2 13.0470-7172.2 24.8190-0719.2 24.8190-0720.2	607212 607172 LD7172 620719 620720	1 1	f. Bremssattel m.Stahlkolben 2) f. Bremssattel m.Kunststoffkolben 3) f. Bremssattel m.Kunststoffkolben 3) - 08.2004 09.2004 -	23738 20,1 +/WE 23402 20,1 +/WE 23402 20,1 +/WE Warnkontakt L=686mm Warnkontakt L=287mm	ATE ATE ATE
	2.8 V6 Turbo 2.8 V6 Turbo 3.0 V6 CDTI 3.0 V6 CDTI 3.2 V6	169 130 135 31068239	61000001 31068239 61000001 31068239	03.06 05.08 05.08 05.08 05.08	05.08 05.08 05.08 05.08 05.08	13.0460-7199.2 24.8190-0721.2 24.8190-0722.2	607199 620721 620722	1 1	ChNr. -41048790 ChNr. 41048791-	23404 20,6 +/WE Warnkontakt L=700mm Warnkontakt L=302mm	ATE
	1.8 1.8 1.9 CDTI 1.9 CDTI 1.9 CDTI 2.0 DTI 2.2 2.2 DTI	90 103 74 88 110		05.03 09.05 08.05 04.04 04.04 05.03 03.03 05.03	05.08 05.08 05.08 05.08 05.08 05.08 05.08 05.08	24.0125-0141.1 24.0325-0141.1	425141 525141		- Sportfahrwerk 4) + Sportfahrwerk/ - Polizei 5) - Polizei 6) - Sportfahrwerk 4) - Sportfahrwerk 4) - Sportfahrwerk 4) - Sportfahrwerk 4) - Sportfahrwerk 4)	285 24,9 22,0 V L +S +B 285 24,9 22,0 V L +S +B PD	
	1.8 1.8 1.9 CDTI 1.9 CDTI 2.0 DTI 2.0 Turbo 2.2	90 103 74 88 110		05.03 09.05 08.05 04.04 04.04 05.03 03.03 03.03	05.08 05.08 05.08 05.08 05.08 05.08 05.08 05.08	24.0128-0137.1 24.0328-0137.1	428137 528137		+ Sportfahrwerk 7) + Sportfahrwerk/ + Polizei 8) + Polizei 9) + Sportfahrwerk 7) + Sportfahrwerk 7) + Sportfahrwerk 7) + Sportfahrwerk 7) + Sportfahrwerk 7)	302 28,0 25,0 V L +S +B 302 28,0 25,0 V L +S +B PD	

1) - ventilated discs / - dischi ventilati / - disques ventilés / - disco ventilado

2) for br.caliper +steel piston / per pinza fr. +pistone acciaio / pour étrier f. +piston en acier / para pinza fr. +pistón de acero

3) for br.caliper +plastic piston / per pinza fr. +pistone plastica / pour étrier fr. +piston plastique / para pinza fr. + pistón plástico

4) - sports suspension / - sospensione sportiva / - châssis de sport / - suspensión deportiva

5) + sports suspension/ - Police / + sospensione sportiva/ - Polizia / + châssis de sport/ - Police / + suspensión deportiva/ - Police










6) - Police / - Polizia / - voiture de police / - Police

7) + sports suspension / + sospensione sportiva / + châssis de sport / + suspensión deportiva

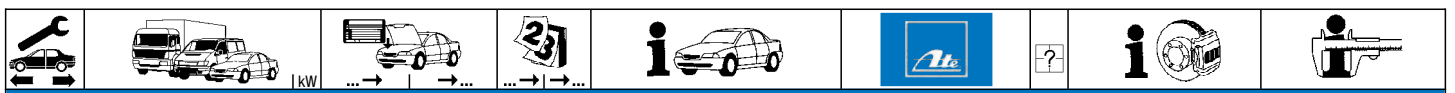
8) + sports suspension/ + Police / + sospensione sportiva/ + Polizia / + châssis de sport/ + Police / + suspensión deportiva/ + Police

9) + Police / + Polizia / + voiture de police / + Police



OPEL SIGNUM / Vauxhall Signum (03-08)									
	2.2 DTI 3.0 V6 CDTI 3.2 V6	130	31068238 31068238	05.03 05.03 05.03	05.08 + Sportfahrwerk 1)	24.0128-0137.1 24.0328-0137.1	428137 528137		302 28,0 25,0 V L +S +B 302 28,0 25,0 V L +S +B PD
	2.8 V6 Turbo 2.8 V6 Turbo 3.0 V6 CDTI 3.0 V6 CDTI 3.2 V6	169 61000001 130 31068239 135 61000001 31068239		03.06 05.08 05.08 05.08 05.08		24.0128-0164.1	428164		314 28,0 25,0 V L +S +B
	1.8 1.8 1.9 CDTI 1.9 CDTI 1.9 CDTI 2.0 DTI 2.0 Turbo 2.2 2.2 DTI 2.8 V6 Turbo 2.8 V6 Turbo 3.0 V6 CDTI 3.0 V6 CDTI 3.2 V6	90 103 74 88 110 169 130 135	71041573 71041573 71041573 71041573 71041573 71041573 71041573 71041573 71041573 71041573 71041573 71041573 71041573 71041573	05.03 09.05 08.05 04.04 04.04 05.03 05.03 03.03 05.03 03.06 09.05 05.03 09.05 05.03		13.0460-7194.2 13.0470-7194.2	607194 LD7194		23482 16,6 + 23482 16,6 + ATE ATE
	1.8 1.8 1.9 CDTI 1.9 CDTI 1.9 CDTI 2.0 DTI 2.0 Turbo 2.2 2.2 DTI 2.8 V6 Turbo 2.8 V6 Turbo 3.0 V6 CDTI 3.0 V6 CDTI 3.2 V6	90 71041574 103 71041574 74 71041574 88 71041574 110 71041574 169 71041574 130 71041574 135 71041574 71041574		05.08 05.08 05.08 05.08 05.08 05.08 05.08 05.08 05.08 05.08 05.08 05.08 05.08 05.08		13.0460-7195.2 13.0470-7195.2	607195 LD7195		23482 16,6 + 23482 16,6 + ATE ATE
	1.8 1.8 1.9 CDTI 1.9 CDTI 1.9 CDTI 2.0 DTI 2.2 2.2 DTI 2.8 V6 Turbo 2.8 V6 Turbo 3.0 V6 CDTI	90 103 74 88 110 169 135		05.03 09.05 08.05 04.04 04.04 05.03 03.03 05.03 03.06 09.05 09.05 05.03	05.08 05.08 05.08 05.08 05.08 05.08 05.08 05.08 05.08 05.08 05.08 05.08	24.0112-0157.1 24.0312-0157.1	412157 512157		278 11,9 10,0 +S +B 278 11,9 10,0 +S +B PD
	1.8 1.8 1.9 CDTI 1.9 CDTI 1.9 CDTI 2.0 DTI 2.0 Turbo 2.2 2.2 DTI 2.8 V6 Turbo 2.8 V6 Turbo 3.0 V6 CDTI 3.0 V6 CDTI 3.2 V6	90 103 74 88 110 169 135		05.03 09.05 08.05 04.04 04.04 05.03 03.03 05.03 03.06 09.05 05.03 09.05 05.03	05.08 05.08 05.08 05.08 05.08 05.08 05.08 05.08 05.08 05.08 05.08 05.08 05.08	24.0120-0173.1 24.0320-0173.1	420173 520173		292 19,9 18,0 V +S +B 292 19,9 18,0 V +S +B PD
OPEL SINTRA / Vauxhall Sintra (97-99)									
	2.2 16V 2.2 DTI 3.0 V6			11.96 07.97 11.96	04.99 04.99 04.99	13.0460-8002.2	608002		23358 18,0 +/WK
	2.2 16V 2.2 DTI 3.0 V6			11.96 07.97 11.96	04.99 04.99 04.99	24.0132-0110.1	432110		278 32,2 30,7 V
	2.2 16V 2.2 DTI 3.0 V6			11.96 07.97 11.96	04.99 04.99 04.99	13.0460-8011.2	608011		23361 14,8 +/WK
	2.2 16V 2.2 DTI 3.0 V6			11.96 07.97 11.96	04.99 04.99 04.99	24.0111-0133.1	411133		278 11,0 9,0 +B
OPEL SPEEDSTER / Vauxhall VX220 (00-05)									
	2.0 Turbo 2.2 16V			04.03 09.00	09.05 09.05	24.0125-0119.1 24.0325-0119.1	425119 525119		288 25,0 22,0 V L +S +B 288 25,0 22,0 V L +S +B PD
	2.0 Turbo 2.2 16V			04.03 09.00	09.05 09.05	24.0125-0119.1 24.0325-0119.1	425119 525119		288 25,0 22,0 V L +S +B 288 25,0 22,0 V L +S +B PD

1) + sports suspension / + sospensione sportiva / + châssis de sport / + suspensión deportiva



OPEL TIGRA / Vauxhall Tigra (94-00)											
	1.4 16V 1.6 16V			07.94 07.94	12.00 08.98		13.0460-7051.2	607051		20547 16,5 +WE	ATE
	1.4 16V 1.6 16V			07.94 07.94	12.00 08.98		24.0120-0140.1	420140		256 20,0 17,0 V L +S +B	
	1.4 16V 1.6 16V			07.94 07.94	12.00 08.98		03.0137-0266.2 03.0137-9166.2	650266 669166		200 x 29 HEB Bremsbacken-Zubehör	
	1.4 16V 1.6 16V			07.94 07.94	12.00 08.98	- ABS - ABS	24.0220-0012.1 24.0220-0712.2	480017 480208		200/201 x 35 - Lager 200/201 x 35 + Lager	
	1.4 16V 1.6 16V			07.94 07.94	12.00 08.98	+ ABS + ABS	24.0220-0033.2	480132	mit Sensorring ¹⁾	200/201 x 35	
	1.4 16V 1.6 16V			07.94 07.94	12.00 08.98		03.0420-1019.3 03.0520-1019.3	681019 691019		19,05/200x29 Kit 19,05/200x29 TopKit	LUC LUC

OPEL TIGRA TWIN TOP / Vau. Tigra Twin Top (04-09)											
	1.3 CDTI 1.4 1.8	51 66 92		06.04 06.04 06.04	08.09 08.09 08.09		13.0460-2857.2 13.0470-2857.2	602857 LD2857		23225 17,0 +/WK/Zub/S 23225 17,0 +/WK/Zub/S	LUC LUC
	1.3 CDTI 1.4 1.8	51 66 92		06.04 06.04 06.04	08.09 08.09 08.09		24.0124-0166.1 24.0324-0166.1	424166 524166		260 24,0 21,0 V L +B 260 24,0 21,0 V L +B PD	
	1.3 CDTI 1.4 1.8	51 66 92		06.04 06.04 06.04	08.09 08.09 08.09		24.0710-1002.1	360206	2	Radsensor L=452	
	1.3 CDTI 1.4 1.8	51 66 92	ORGA 6E999999 ORGA 6E999999 ORGA 6E999999	06.04 06.04 06.04			13.0460-2858.2 13.0470-2858.2	602858 LD2858		23284 14,0 /WK/S 23284 14,0 /WK/S	LUC LUC
	1.3 CDTI 1.4 1.8	51 66 92	ORGA 7E000001 ORGA 7E000001 ORGA 7E000001		08.09 08.09 08.09		13.0460-2858.2 13.0470-2858.2	602858 LD2858		23284 14,0 /WK/S 23284 14,0 /WK/S	LUC LUC
	1.3 CDTI 1.4 1.8	51 66 92		06.04 06.04 06.04	08.09 08.09 08.09		24.0110-0268.1	410268		240 10,2 8,2 +B	
	1.3 CDTI 1.4 1.8	51 66 92		06.04 06.04 06.04	08.09 08.09 08.09		03.0137-0396.2 03.0137-9167.2	650396 669167		200 x 46 HEB Bremsbacken-Zubehör	
	1.3 CDTI 1.4 1.8	51 66 92		06.04 06.04 06.04	08.09 08.09 08.09		24.0220-0038.1 24.0220-0738.2	480162 480214	ohne Sensorring ²⁾ ohne Sensorring ²⁾	200/201 x 54 - Lager 200/201 x 54 + Lager	

OPEL VECTRA A / Vauxhall Cavalier (89-95)											
	1.4 1.4 1.6 1.6 1.7 D 1.7 D 1.7 TD 1.7 TD 1.8 1.8		N1038529 M5999999 N1038529 M5999999 N1038529 M5999999 N1038529 M5999999 N1038529 M5999999	09.88 09.88 09.88 09.88 09.88 09.88 09.88 09.88 09.88 09.88			13.0460-7048.2 13.0460-0127.2 24.8190-0704.2	607048 610127 620704	2	20939 15,8 /WE Belagsatz-Zubehör Warnkontakt L=660mm	DEL DEL
	1.4 1.4 1.6 1.6 1.7 D 1.7 D 1.7 TD 1.7 TD 1.8 1.8	N1038530 N5000001 N1038530 N5000001 N5000001 N1038530 N5000001 N1038530 N5000001 N1038530		08.95 08.95 08.95 08.95			13.0460-7051.2 24.8190-0707.2	607051 620707	2	20547 16,5 +/WE Warnkontakt L=685mm	ATE
	1.7 D 1.7 D 1.7 TD 1.7 TD 1.8 1.8 1.8 4x4 2.0 2.0 16V 2.0 16V 4x4 2.0 4x4	S1000001 S5000001 S1000001 S5000001 S1000001 S5000001 S5000001	R5999999 R1999999 R5999999 R1999999	08.95 08.95 08.95 08.95 08.95 08.95			13.0460-7052.2 24.8190-0705.2	607052 620705	2	21190 17,5 +/WE Warnkontakt L=670mm	ATE
	2.0 Turbo 2.5 i			03.92 02.93	08.95 08.95		13.0460-7080.2 24.8190-0707.2	607080 620707	2	21411 17,5 + Warnkontakt L=685mm	ATE
	1.4 1.4 1.6 1.6 1.7 D 1.7 D 1.7 TD		N1038529 M5999999 N1038529 M5999999 N1038529 M5999999 N1038529	09.88 09.88 09.88 09.88 09.88 09.88 09.88			24.0113-0161.1 24.0313-0161.1	413161 513161		236 12,7 9,7 +S +B 236 12,7 9,7 +S +B PD	

¹⁾ with sensor ring / con sensori / avec secours ABS / con anillo sensor ABS
²⁾ without sensor ring / senza sensori / sans secours ABS / sin anillo sensor ABS























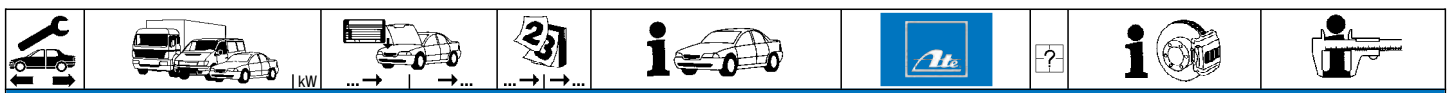
OPEL VECTRA A / Vauxhall Cavalier (89-95)

	1.7 TD		M5999999	09.88		24.0113-0161.1	413161		236 12,7 9,7 +S +B
	1.8		N1038529	09.88		24.0313-0161.1	513161		236 12,7 9,7 +S +B PD
	1.8		M5999999	09.88					
	1.4	N1038530			08.95	24.0120-0115.1	420115		236 20,0 17,0 V L +S +B
	1.4	N5000001			08.95	24.0320-0115.1	520115		236 20,0 17,0 V L +S +B PD
	1.6	N1038530			08.95				
	1.6	N5000001			08.95				
	1.7 D	N5000001	R5999999			24.0120-0140.1	420140		256 20,0 17,0 V L +S +B
	1.7 D	N1038530	R1999999						
	1.7 TD	N5000001	R5999999						
1.7 TD	N1038530	R1999999							
1.8	N5000001	R5999999							
1.8	N1038530	R1999999							
1.7 D	S1000001			08.95	24.0124-0115.1	424115		256 24,0 21,0 V L +S +B	
1.7 D	S5000001			08.95	24.0324-0115.1	524115		256 24,0 21,0 V L +S +B PD	
1.7 TD	S1000001			08.95					
1.7 TD	S5000001			08.95					
1.8	S1000001			08.95					
1.8	S5000001			08.95					
1.8 4x4			09.88	08.89					
2.0			09.88	08.95					
2.0 16V			09.88	08.95					
2.0 16V 4x4			09.88	08.95					
2.0 4x4			09.88	08.95					
2.0 Turbo			03.92	08.95	24.0124-0133.1	424133		284 24,0 21,0 V L	
2.5 i			02.93	08.95					
	1.8 4x4			09.88	08.89	13.0460-4043.2	604043		21140 15,0 ATE
	2.0			09.88	08.95	13.0460-0217.2	610217		Belagsatz-Zubehör ATE
	2.0 16V			09.88	08.95				
	2.0 16V 4x4			09.88	08.95				
	2.0 4x4			09.88	08.95				
	2.0 Turbo			03.92	08.95				
	2.5 i			02.93	08.95				
	1.8 4x4		NV299999	09.88	08.89	24.0110-0205.1	410205		270 9,9 8,0 +B
	2.0 16V		N5299999	09.88					
	2.0 16V		N1299999	09.88					
	2.0 16V 4x4			09.88	08.95				
	2.0 4x4			09.88	08.95				
	2.0		NV299999	09.88		24.0110-0144.1	410144		261 9,9 8,0
	2.0		N5299999	09.88					
	2.0		N1299999	09.88					
	2.0	P1000001			08.95	24.0110-0204.1	410204		260 10,0 8,0 +B
	2.0 16V	P1000001			08.95				
2.0 Turbo			03.92	08.95	24.0110-0253.1	410253		270 10,0 8,0	
2.5 i			02.93	08.95	24.0110-0249.1	410249		260 10,0 8,0	
	1.4		N5999999	09.88		03.0137-0166.2	650166		200 x 46 HEB LUC
	1.6		N5999999	09.88		03.0137-9060.2	669060		Bremsbacken-Zubehör LUC
	1.7 D		N5999999	09.88					
	1.7 TD		N5999999	09.88					
	1.8		N5999999	09.88					
	1.4	P1000001			08.95	03.0137-0267.2	650267		200 x 46 HEB
	1.6	P1000001			08.95	03.0137-9167.2	669167		Bremsbacken-Zubehör
	1.7 D	P1000001			08.95				
	1.7 TD	P1000001			08.95				
	1.8	P1000001			08.95				
	1.4			09.88	08.95	24.0220-0001.2	480013		200/201 x 53
	1.6			09.88	08.95				
	1.7 D			09.88	08.95				
	1.7 TD			09.88	08.95				
	1.8			09.88	08.95				
	1.4	P1000001			08.95	03.0420-4019.3	684019		19,05/200x46 Kit DEL
	1.6	P1000001			08.95	03.0520-4019.3	694019		19,05/200x46 TopKit DEL
	1.7 D	P1000001			08.95				
	1.7 TD	P1000001			08.95				
	1.8	P1000001			08.95				
	1.8 4x4		NV299999	09.88	08.89	03.0137-0172.2	650172		160 x 25
	2.0		NV299999	09.88		03.0137-9092.2	669092		Bremsbacken-Zubehör
	2.0 16V		NV299999	09.88					
	2.0 Turbo		NV299999	03.92					
	2.5 i		NV299999	02.93					
	2.0	P1000001			08.95	03.0137-0172.2	650172		160 x 25
2.0 16V	P1000001			08.95	03.0137-9242.2	669242		Bremsbacken-Zubehör	
2.0 Turbo	P1000001			08.95					
2.5 i	P1000001			08.95					

OPEL VECTRA B / Vauxhall Vectra (96-02)

	1.6		W7999999	09.95		13.0460-7052.2	607052		21190 17,5 +/WE ATE
	1.6 16V		W7999999	09.95		24.8190-0715.2	620715	2	Warnkontakt L=660mm
	1.7 TD			09.95	11.96				
	1.8 i 16V		W7999999	09.95					
	2.0 DI 16V		W7999999	11.96					
	2.0 DTI 16V		W7999999	06.97					

								
OPEL VECTRA B / Vauxhall Vectra (96-02)								
	1.6 1.6 16V 1.8 i 16V 2.0 16V 2.0 DI 16V 2.0 DTI 16V 2.2 16V 2.2 DTI 16V 2.5 V6 2.6 V6 i 500 2.5	X1000001 X1000001 X1000001 X1000001 X1000001 X1000001 X1000001 X1000001 X1000001 X1000001 143		04.02 04.02 04.02 09.95 04.02 04.02 04.02 09.00 04.02 09.00 04.02 09.95 09.00 09.00 05.98	04.02 04.02 04.02 04.02 04.02 04.02 04.02 04.02 04.02 04.02 09.00 04.02 04.02 04.02 09.00 04.02 09.00 04.02 09.00 04.02 05.98	13.0460-7091.2 24.8190-0714.2	607091 620714	2 21829 20,3 +/WE Warnkontakt L=660mm ATE
	1.6 1.6 16V 1.7 TD 1.8 i 16V 2.0 DI 16V 2.0 DTI 16V 1.6 1.6 16V 1.8 i 16V 2.0 16V 2.0 DI 16V 2.0 DTI 16V 2.2 16V 2.2 DTI 16V 2.5 V6 2.6 V6 i 500 2.5		W7999999 W7999999 W7999999 W7999999 W7999999 W7999999 X1000001 X1000001 X1000001 X1000001 X1000001 X1000001 X1000001 X1000001 X1000001 X1000001 143	09.95 09.95 09.95 09.95 11.96 09.95 04.02 04.02 04.02 09.95 04.02 04.02 09.00 04.02 09.00 04.02 09.95 09.00 09.00 04.02 05.98	09.95 09.95 11.96 09.95 11.96 06.97 04.02 04.02 04.02 04.02 04.02 04.02 04.02 04.02 04.02 04.02 04.02 04.02 04.02 04.02 09.00 04.02 05.98	24.0124-0115.1 24.0324-0115.1	424115 524115	256 24,0 21,0 V L +S +B 256 24,0 21,0 V L +S +B PD 288 25,0 22,0 V L +S +B 288 25,0 22,0 V L +S +B PD 308 25,0 22,0 V L +S +B 308 25,0 22,0 V L +S +B PD
	1.6 16V 1.7 TD 1.8 i 16V 2.0 16V 2.0 DI 16V Caravan 2.0 DTI 16V 2.2 16V 2.2 DTI 16V 2.5 V6 2.6 V6 i 500 2.5			09.95 09.95 09.95 09.95 11.96 06.97 09.00 04.02 09.00 04.02 09.95 09.00 09.00 05.98	04.02 11.96 04.02 04.02 04.02 04.02 04.02 04.02 04.02 04.02 04.02 04.02 04.02 09.00 04.02 09.00 04.02 09.00 04.02 05.98	13.0460-4040.2 13.0460-0347.2	604040 610347	21050 15,8 Belagsatz-Zubehör ATE
	1.6 16V 1.7 TD 1.8 i 16V 2.0 DI 16V Caravan 2.0 DTI 16V 1.6 16V 1.8 i 16V 2.0 16V 2.0 DI 16V Caravan 2.0 DTI 16V 2.2 16V 2.2 DTI 16V 2.5 V6 2.6 V6 i 500 2.5		W7999999 W7999999 W7999999 W7999999 X1000001 X1000001 X1000001 X1000001 X1000001 X1000001 X1000001 X1000001 X1000001 X1000001 143	09.95 09.95 09.95 11.96 09.95 04.02 04.02 04.02 09.95 04.02 04.02 09.00 04.02 09.00 04.02 09.95 09.00 09.00 04.02 05.98	09.95 11.96 09.95 11.96 06.97 04.02 04.02 04.02 04.02 04.02 04.02 04.02 04.02 04.02 04.02 04.02 04.02 04.02 04.02 04.02 09.00 04.02 05.98	24.0110-0225.1 24.0310-0225.1	410225 510225	270 10,0 8,0 +S +B 270 10,0 8,0 +S +B PD 286 10,0 8,0 +S +B 286 10,0 8,0 +S +B PD
	1.6 2.0 DI 16V Limousine			09.95 11.96	04.02 04.02	03.0137-0322.2 03.0137-9215.2	650322 669215	230 x 42 Bremsbacken-Zubehör
	1.6 2.0 DI 16V Limousine 1.6 2.0 DI 16V Limousine	X1000001 X1000001	W7999999 W7999999	09.95 11.96	04.02 04.02	24.0223-0013.2 24.0223-0018.2	480061 480136	230/231 x 50 230/231 x 50
	1.6 1.6 1.6 2.0 DI 16V Limousine 2.0 DI 16V Limousine 2.0 DI 16V Limousine 1.6 2.0 DI 16V Limousine	W7154259 W5276826 W1238519 W7154259 W5276826 W1238519 X1000001 X1000001	W7999999 W5999999 W1999999 W7999999 W5999999 W1999999			03.0520-5719.3	695719	19,05/230x42 TopKit LUC
	1.6 2.0 DI 16V Limousine	X1000001 X1000001		04.02 04.02	04.02 04.02	03.0520-7320.3	697320	20,64/230x42 TopKit LUC
	1.6 16V 1.7 TD 1.8 i 16V 2.0 16V 2.0 DI 16V Caravan 2.0 DTI 16V 2.2 16V 2.2 DTI 16V 2.5 V6 2.6 V6			09.95 09.95 09.95 09.95 11.96 06.97 09.00 04.02 09.00 04.02 09.95 09.00 09.00 05.98	04.02 11.96 04.02 04.02 04.02 04.02 04.02 04.02 04.02 04.02 04.02 04.02 04.02 04.02 09.00 04.02 09.00 04.02 09.00 04.02 05.98	03.0137-0172.2 03.0137-9243.2	650172 669243	160 x 25 Bremsbacken-Zubehör



OPEL VECTRA C (F68,F69)/Vau. Vectra MK II (02-08)

	1.6	74		08.05	10.08	13.0460-7212.2	607212	f. Bremssattel m.Stahlkolben ¹⁾	23738 20,1 +/WE	ATE	
	1.6	77		01.06	10.08	13.0460-7172.2	607172	f. Bremssattel m.Kunststoffkolben ²⁾	23402 20,1 +/WE	ATE	
	1.6 16V			04.02	10.08	13.0470-7172.2	LD7172	f. Bremssattel m.Kunststoffkolben ²⁾	23402 20,1 +/WE	ATE	
	1.8	81		04.02	10.08	24.8190-0719.2	620719	Ch. - 48045597	Warnkontakt L=686mm		
	1.8	103		01.06	10.08	24.8190-0720.2	620720	Ch. 48045598-	Warnkontakt L=287mm		
	1.8 16V	90		04.02	10.08						
	1.9 CDTI	74		10.05	10.08						
	1.9 CDTI	88		04.04	10.08						
	1.9 CDTI	110		04.04	10.08						
	2.0 DTI 16V			04.02	10.08						
	2.0 Turbo			03.03	10.08						
	2.2 16V	108		04.02	10.08						
	2.2 direct	114		10.03	10.08						
	2.2 DTI 16V			04.02	10.08						
	2.8 V6 Turbo	169		08.05	10.08	13.0460-7199.2	607199		23404 20,6 +/WE	ATE	
	2.8 V6 Turbo	184		08.06	10.08	24.8190-0721.2	620721	Ch. - 48045597	Warnkontakt L=700mm		
	3.0 CDTI			05.03	10.08	24.8190-0722.2	620722	Ch. 48045598-	Warnkontakt L=302mm		
	3.0 V6 CDTI	135		08.05	10.08						
	3.2 V6			04.02	10.08						
	2.8 V6 Turbo OPC	188		08.05	10.08	24.8190-0722.2	620722		Warnkontakt L=302mm		
	2.8 V6 Turbo OPC	206		08.06	10.08						
		1.6	74		08.05	10.08	24.0125-0141.1	425141		285 24,9 22,0 V L +S +B	
		1.6	77		01.06	10.08	24.0325-0141.1	525141		285 24,9 22,0 V L +S +B PD	
		1.6 16V			04.02	10.08					
		1.8	81		04.02	10.08			- Sportfahrwerk ³⁾		
		1.8	103		01.06	10.08			+ Sportfahrwerk/ - Polizei ⁴⁾		
		1.8 16V	90		04.02	10.08			- Sportfahrwerk ³⁾		
		1.9 CDTI	74		10.05	10.08			- Polizei ⁵⁾		
1.9 CDTI		88		04.04	10.08						
1.9 CDTI		110		04.04	10.08						
2.0 DTI 16V				04.02	10.08						
2.2 16V		108		04.02	10.08			- Sportfahrwerk ³⁾			
2.2 direct		114		10.03	10.08			- Sportfahrwerk ³⁾			
2.2 DTI 16V				04.02	10.08			- Sportfahrwerk ³⁾			
		1.8	81		04.02	10.08	24.0128-0137.1	428137	+ Sportfahrwerk ⁶⁾	302 28,0 25,0 V L +S +B	
	1.8	103		01.06	10.08	24.0328-0137.1	528137	+ Sportfahrwerk/ + Polizei ⁷⁾	302 28,0 25,0 V L +S +B PD		
	1.8 16V	90		04.02	10.08			+ Sportfahrwerk ⁶⁾			
	1.9 CDTI	74		10.05	10.08			+ Polizei ⁸⁾			
	2.0 Turbo			03.03	10.08						
	2.2 16V	108		04.02	10.08			+ Sportfahrwerk ⁶⁾			
	2.2 direct	114		10.03	10.08			+ Sportfahrwerk ⁶⁾			
	2.2 DTI 16V			04.02	10.08			+ Sportfahrwerk ⁶⁾			
	3.0 CDTI		31070293	05.03							
	3.2 V6		31070293	04.02							
	2.8 V6 Turbo	169	61000001		10.08	24.0128-0164.1	428164		314 28,0 25,0 V L +S +B		
	2.8 V6 Turbo	184		08.06	10.08						
	3.0 CDTI		31070294		10.08						
	3.0 V6 CDTI	135	61000001		10.08						
3.2 V6		31070294		10.08							
2.8 V6 Turbo OPC	188	61000001		10.08	24.0130-0189.1	430189		345 29,9 27,5 V L +B			
2.8 V6 Turbo OPC	206	61000001		10.08							
	1.6	74		08.05	10.08	13.0460-7194.2	607194		23482 16,6 +	ATE	
	1.6	77		01.06	10.08	13.0470-7194.2	LD7194		23482 16,6 +	ATE	
	1.6 16V			04.02	10.08						
	1.8	81		04.02	10.08						
	1.8	103		01.06	10.08						
	1.8 16V	90		04.02	10.08						
	1.9 CDTI	74		10.05	10.08						
	1.9 CDTI	88		04.04	10.08						
	1.9 CDTI	110		04.04	10.08						
	2.0 DTI 16V			04.02	10.08						
	2.0 Turbo			03.03	10.08						
	2.2 16V	108		04.02	10.08						
	2.2 direct	114		10.03	10.08						
	2.2 DTI 16V			04.02	10.08						
	2.8 V6 Turbo	169		08.05	10.08						
	2.8 V6 Turbo	184		08.06	10.08						
	2.8 V6 Turbo OPC	188		08.05	10.08						
	2.8 V6 Turbo OPC	206		08.06	10.08						
	3.0 CDTI			05.03	10.08						
	3.0 V6 CDTI	135		08.05	10.08						
	3.2 V6			04.02	10.08						
		1.6	74		08.05	10.08	24.0112-0157.1	412157		278 11,9 10,0 +S +B	
		1.6	77		01.06	10.08	24.0312-0157.1	512157		278 11,9 10,0 +S +B PD	
		1.6 16V			04.02	10.08	24.0120-0173.1	420173		292 19,9 18,0 V +S +B	
		1.8	81		04.02	10.08	24.0320-0173.1	520173		292 19,9 18,0 V +S +B PD	
		1.8	103		01.06	10.08					
		1.8 16V	90		04.02	10.08					
		1.9 CDTI	74		10.05	10.08					
1.9 CDTI		88		04.04	10.08						
1.9 CDTI		110		04.04	10.08						
2.0 DTI 16V				04.02	10.08						
2.0 Turbo				03.03	10.08						
2.2 16V		108		04.02	10.08						
2.2 direct		114		10.03	10.08						
2.2 DTI 16V				04.02	10.08						

¹⁾ for br.caliper +steel piston / per pinza fr. +pistone acciaio / pour étrier f. +piston en acier / para pinza fr. +pistón de acero
²⁾ for br.caliper +plastic piston / per pinza fr. +pistone plastica / pour étrier f. +piston plastique / para pinza fr. +pistón plástico
³⁾ - sports suspension / - sospensione sportiva / - châssis de sport / - suspensión deportiva
⁴⁾ + sports suspension/ - Police / + sospensione sportiva/ - Polizia / + châssis de sport/ - Police / + suspensión deportiva/ - Police
⁵⁾ - Police / - Polizia / - voiture de police / - Police
⁶⁾ + sports suspension / + sospensione sportiva / + châssis de sport / + suspensión deportiva
⁷⁾ + sports suspension/ + Police / + sospensione sportiva/ + Polizia / + châssis de sport/ + Police / + suspensión deportiva/ + Police
⁸⁾ + Police / + Polizia / + voiture de police / + Police

OPEL VECTRA C (F68,F69)/Vau. Vectra MK II (02-08)																		
	2.8 V6 Turbo	169		08.05	10.08	24.0112-0157.1	412157										278 11,9 10,0 +S +B	
	2.8 V6 Turbo	184		08.06	10.08	24.0312-0157.1	512157										278 11,9 10,0 +S +B PD	
	2.8 V6 Turbo OPC	188		08.05	10.08	24.0120-0173.1	420173										292 19,9 18,0 V +S +B	
	2.8 V6 Turbo OPC	206		08.06	10.08	24.0320-0173.1	520173										292 19,9 18,0 V +S +B PD	
	3.0 CDTI			05.03	10.08													
	3.0 V6 CDTI	135		08.05	10.08													
	3.2 V6			04.02	10.08													
OPEL VECTRA C Caravan (F35) / Vau. MK II (03-08)																		
	1.6	77		06.06	10.08	13.0460-7212.2	607212			f. Bremssattel m.Stahlkolben 1)	23738 20,1 +/WE	ATE						
	1.6 16V	74		10.03	10.08	13.0460-7172.2	607172			f. Bremssattel m.Kunststoffkolben 2)	23402 20,1 +/WE	ATE						
	1.8	81		04.04	10.08	13.0470-7172.2	LD7172			f. Bremssattel m.Kunststoffkolben 2)	23402 20,1 +/WE	ATE						
	1.8	103		01.06	10.08	24.8190-0719.2	620719	1		Ch. - 48045597	Warnkontakt L=686mm							
	1.8 16V	90		10.03	10.08	24.8190-0720.2	620720	1		Ch. 48045598-	Warnkontakt L=287mm							
	1.9 CDTI	74		10.05	10.08													
	1.9 CDTI	88		04.04	10.08													
	1.9 CDTI	110		04.04	10.08													
	2.0 DTI 16V	74		10.03	10.08													
	2.0 Turbo	129		10.03	10.08													
	2.2 16V	108		10.03	10.08													
	2.2 direct	114		10.03	10.08													
	2.2 DTI 16V	92		10.03	10.08													
	2.8 V6 Turbo	169		08.05	10.08	13.0460-7199.2	607199				23404 20,6 +/WE	ATE						
	2.8 V6 Turbo	184		11.06	10.08	24.8190-0721.2	620721	1		Ch. - 48045597	Warnkontakt L=700mm							
3.0 V6 CDTI	130		10.03	10.08	24.8190-0722.2	620722	1		Ch. 48045598-	Warnkontakt L=302mm								
3.0 V6 CDTI	135		08.05	10.08														
3.2 V6	155		10.03	10.08														
2.8 V6 Turbo OPC	188		08.05	10.08	24.8190-0722.2	620722	1			Warnkontakt L=302mm								
2.8 V6 Turbo OPC	206		06.06	10.08														
	1.6	77		06.06	10.08	24.0125-0141.1	425141				285 24,9 22,0 V L +S +B							
	1.6 16V	74		10.03	10.08	24.0325-0141.1	525141				285 24,9 22,0 V L +S +B PD							
	1.8	81		04.02	10.08					- Sportfahrwerk 3)								
	1.8	103		01.06	10.08					+ Sportfahrwerk/ - Polizei 4)								
	1.8 16V	90		10.03	10.08					- Sportfahrwerk 3)								
	1.9 CDTI	74		10.05	10.08					- Sportfahrwerk/ - Polizei 5)								
	1.9 CDTI	88		04.04	10.08					- Sportfahrwerk/ - Polizei 5)								
	1.9 CDTI	110		04.04	10.08					- Sportfahrwerk 3)								
	2.0 DTI 16V	74		10.03	10.08													
	2.2 16V	108		10.03	10.08					- Sportfahrwerk 3)								
	2.2 direct	114		10.03	10.08					- Sportfahrwerk 3)								
	2.2 DTI 16V	92		10.03	10.08					- Sportfahrwerk 3)								
	1.8	81		04.02	10.08	24.0128-0137.1	428137			+ Sportfahrwerk 6)	302 28,0 25,0 V L +S +B							
	1.8	103		01.06	10.08	24.0328-0137.1	528137			+ Sportfahrwerk/ + Polizei 7)	302 28,0 25,0 V L +S +B PD							
	1.8 16V	90		10.03	10.08					+ Sportfahrwerk 6)								
1.9 CDTI	74		10.05	10.08					+ Sportfahrwerk/ + Polizei 7)									
1.9 CDTI	88		04.04	10.08					+ Sportfahrwerk/ + Polizei 7)									
1.9 CDTI	110		04.04	10.08					+ Sportfahrwerk 6)									
2.0 Turbo	129		10.03	10.08														
2.2 16V	108		10.03	10.08					+ Sportfahrwerk 6)									
2.2 direct	114		10.03	10.08					+ Sportfahrwerk 6)									
2.2 DTI 16V	92		10.03	10.08					+ Sportfahrwerk 6)									
3.0 V6 CDTI	130	31070293	10.03	10.08														
3.2 V6	155	31070293	10.03	10.08														
2.8 V6 Turbo	169	61000001	10.08	10.08	24.0128-0164.1	428164				314 28,0 25,0 V L +S +B								
2.8 V6 Turbo	184		11.06	10.08														
3.0 V6 CDTI	130	31070294	10.08	10.08														
3.0 V6 CDTI	135		08.05	10.08														
3.2 V6	155	31070294	10.08	10.08														
2.8 V6 Turbo OPC	188	61000001	10.08	10.08	24.0130-0189.1	430189				345 29,9 27,5 V L +B								
2.8 V6 Turbo OPC	206		06.06	10.08														
	1.6	77	41096248 / 48091178	06.06	10.08	13.0460-7194.2	607194				23482 16,6 +	ATE						
	1.6 16V	74	41096248 / 48091178	10.03	10.08	13.0470-7194.2	LD7194				23482 16,6 +	ATE						
	1.8	81	41096248 / 48091178	04.02	10.08													
	1.8	103	41096248 / 48091178	01.06	10.08													
	1.8 16V	90	41096248 / 48091178	10.03	10.08													
	1.9 CDTI	74	41096248 / 48091178	10.05	10.08													
	1.9 CDTI	88	41096248 / 48091178	04.04	10.08													
	1.9 CDTI	110	41096248 / 48091178	04.04	10.08													
	2.0 DTI 16V	74	41096248 / 48091178	10.03	10.08													
	2.0 Turbo	129	41096248 / 48091178	10.03	10.08													
	2.2 16V	108	41096248 / 48091178	10.03	10.08													
	2.2 direct	114	41096248 / 48091178	10.03	10.08													
	2.2 DTI 16V	92	41096248 / 48091178	10.03	10.08													
	2.8 V6 Turbo	169	41096248 / 48091178	08.05	10.08													
	2.8 V6 Turbo	184	41096248 / 48091178	11.06	10.08													
2.8 V6 Turbo OPC	188	41096248 / 48091178	08.05	10.08														
2.8 V6 Turbo OPC	206	41096248 / 48091178	06.06	10.08														
3.0 V6 CDTI	130	41096248 / 48091178	10.03	10.08														
3.0 V6 CDTI	135	41096248 / 48091178	08.05	10.08														
3.2 V6	155	41096248 / 48091178	10.03	10.08														
1.6	77	41096248 / 48091179	10.08	10.08	13.0460-7195.2	607195				23482 16,6 +	ATE							
1.6 16V	74	41096248 / 48091179	10.08	10.08	13.0470-7195.2	LD7195				23482 16,6 +	ATE							
1.8	81	41096248 / 48091179	10.08	10.08														
1.8	103	41096248 / 48091179	10.08	10.08														
1.8 16V	90	41096248 / 48091179	10.08	10.08														
1.9 CDTI	74	41096248 / 48091179	10.08	10.08														

1) for br.caliper +steel piston / per pinza fr. +pistone acciaio / pour étrier f. +piston en acier / para pinza fr. +pistón de acero

2) for br.caliper +plastic piston / per pinza fr. +pistone plastica / pour étrier fr. +piston plastique / para pinza fr. +pistón plástico

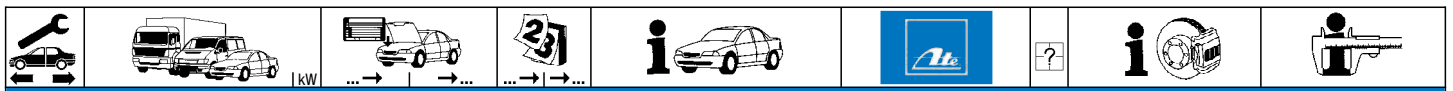
3) - sports suspension / - sospensione sportiva / - châssis de sport / - suspensión deportiva

4) + sports suspension / - Police / + sospensione sportiva/ - Polizia / + châssis de sport/ - Police / + suspensión deportiva/ - Police

5) - sports suspens./ - Police / - sospensione sportiva/ - Polizia / - châssis de sport/ - Police / - suspens.deportiva/ - Police

6) + sports suspension / + sospensione sportiva / + châssis de sport / + suspensión deportiva

7) + sports suspension / + Police / + sospensione sportiva/ + Polizia / + châssis de sport/ + Police / + suspensión deportiva/ + Police



OPEL VECTRA C Caravan (F35) / Vau. MK II (03-08)

	1.9 CDTI	88	41096240 / 48091179	10.08	13.0460-7195.2	607195		23482 16,6 +	ATE
	1.9 CDTI	110	41096240 / 48091179	10.08	13.0470-7195.2	LD7195		23482 16,6 +	ATE
	2.0 DTI 16V	74	41096240 / 48091179	10.08					
	2.0 Turbo	129	41096240 / 48091179	10.08					
	2.2 16V	108	41096240 / 48091179	10.08					
	2.2 direct	114	41096240 / 48091179	10.08					
	2.2 DTI 16V	92	41096240 / 48091179	10.08					
	2.8 V6 Turbo	169	41096240 / 48091179	10.08					
	2.8 V6 Turbo	184	41096240 / 48091179	10.08					
	2.8 V6 Turbo OPC	188	41096240 / 48091179	10.08					
	2.8 V6 Turbo OPC	206	41096240 / 48091179	10.08					
3.0 V6 CDTI	130	41096240 / 48091179	10.08						
3.0 V6 CDTI	135	41096240 / 48091179	10.08						
3.2 V6	155	41096240 / 48091179	10.08						
	1.6	77		06.06	24.0112-0157.1	412157		- belüftete Scheiben ¹⁾	278 11,9 10,0 +S +B
	1.6 16V	74		10.03	24.0312-0157.1	512157		- belüftete Scheiben ¹⁾	278 11,9 10,0 +S +B PD
	1.8	81		04.02	24.0120-0173.1	420173		+ belüftete Scheiben ²⁾	292 19,9 18,0 V +S +B
	1.8	103		01.06	24.0320-0173.1	520173		+ belüftete Scheiben ²⁾	292 19,9 18,0 V +S +B PD
	1.8 16V	90		10.03					
	1.9 CDTI	74		10.05					
	1.9 CDTI	88		04.04					
	1.9 CDTI	110		04.04					
	2.0 DTI 16V	74		10.03					
	2.0 Turbo	129		10.03					
	2.2 16V	108		10.03					
	2.2 direct	114		10.03					
	2.2 DTI 16V	92		10.03					
	2.8 V6 Turbo	169		08.05					
	2.8 V6 Turbo	184		11.06					
	2.8 V6 Turbo OPC	188		08.05					
	2.8 V6 Turbo OPC	206		06.06					
	3.0 V6 CDTI	130		10.03					
3.0 V6 CDTI	135		08.05						
3.2 V6	155		10.03						

OPEL VIVARO (01-14)

	1.9 CDTI	60		08.01	06.14	13.0460-2870.2	602870		23099 18,4 /S	LUC
	1.9 CDTI	74		08.01	06.14					
	1.9 Di	60		08.06	06.14					
	2.0	86		08.06	06.14					
	2.0 16V	88		08.01	06.14					
	2.0 CDTI	66		08.06	06.14					
	2.0 CDTI	84		08.06	06.14					
	2.5 CDTI	84		08.06	06.14					
	2.5 CDTI	99		05.03	06.14					
	2.5 CDTI	107		08.06	06.14					
2.5 DTi	99		08.06	06.14						
	1.9 CDTI	60		08.01	06.14	24.0128-0132.1	428132		305 28,0 24,0 V L +S +B	
	1.9 CDTI	74		08.01	06.14					
	1.9 Di	60		08.06	06.14					
	2.0	86		08.06	06.14					
	2.0 16V	88		08.01	06.14					
	2.0 CDTI	66		08.06	06.14					
	2.0 CDTI	84		08.06	06.14					
	2.5 CDTI	84		08.06	06.14					
	2.5 CDTI	99		05.03	06.14					
2.5 CDTI	107		08.06	06.14						
2.5 DTi	99		08.06	06.14						
	1.9 CDTI	60		08.01	06.14	13.0460-2840.2	602840		23980 16,5 /WE/S	LUC
	1.9 CDTI	74		08.01	06.14	13.0460-0072.2	610072		Belagsatz-Zubehör	LUC
	1.9 Di	60		08.06	06.14					
	2.0	86		08.06	06.14					
	2.0 16V	88		08.01	06.14					
	2.0 CDTI	66		08.06	06.14					
	2.0 CDTI	84		08.06	06.14					
	2.5 CDTI	84		08.06	06.14					
	2.5 CDTI	99		05.03	06.14					
	2.5 CDTI	107		08.06	06.14					
2.5 DTi	99		08.06	06.14						
	1.9 CDTI	60		08.01	06.14	24.0112-0177.2	412177		mit Lager/ mit Sensorring ³⁾	280 12,0 10,0 +B
	1.9 CDTI	74		08.01	06.14					
	1.9 Di	60		08.06	06.14					
	2.0	86		08.06	06.14					
	2.0 16V	88		08.01	06.14					
	2.0 CDTI	66		08.06	06.14					
	2.0 CDTI	84		08.06	06.14					
	2.5 CDTI	84		08.06	06.14					
	2.5 CDTI	99		05.03	06.14					
	2.5 CDTI	107		08.06	06.14					
2.5 DTi	99		08.06	06.14						




















OPEL VIVARO B (14-)

	1.6 BiTurbo CDTI	103		07.14		13.0460-2840.2	602840		23980 16,5 /WE/S	LUC
	1.6 CDTI	66		07.14						
	1.6 CDTi	70		04.15						
	1.6 CDTI	85		07.14						
	1.6 CDTI	88		07.14						

¹⁾ - ventilated discs / - dischi ventilati / - disques ventilés / - disco ventilado

²⁾ + ventilated discs / + dischi ventilati / + disques ventilés / + disco ventilado

³⁾ with bearing/ with sensor ring / con supporto/+ anell.sens.ABS / avec palier de secours ABS / con apoyo/+ anillo sensor ABS

								
OPEL VIVARO B (14-)								
	1.6 CDTi 1.6 CDTi	92 107	04.15 04.15		13.0460-2840.2	602840		23980 16,5 /WE/S LUC
OPEL ZAFIRA I / Vauxhall Zafira I (99-05)								
	1.6 16V 1.8 16V 2.0 DI 16V 2.0 DTI 16V		04.99 04.99 10.99 06.00	06.05 06.05 06.05 06.05	13.0460-7116.2 13.0470-7116.2 13.0460-7115.2 13.0470-7115.2	607116 LD7116 607115 LD7115	+ ABS + ABS - ABS - ABS	23057 20,2 +/WE 23057 20,2 +/WE 23063 17,5 +/WK 23063 17,5 +/WK
	2.2 16V 2.2 DTI 16V		09.00 01.02	06.05 06.05	13.0460-7116.2 13.0470-7116.2 24.8190-0718.2	607116 LD7116 620718	2 2	Warmkontakt L=720mm Warmkontakt L=755mm
	2.0 16V OPC		09.01	06.05	13.0460-7173.2 24.8190-0718.2 24.8190-0018.2	607173 620718 620018	2 2	23116 20,3 +/WK Warmkontakt L=720mm Warmkontakt L=755mm
	1.6 16V 1.8 16V 2.0 DI 16V 2.0 DTI 16V 2.2 16V 2.2 DTI 16V		04.99 04.99 10.99 06.00 09.00 01.02	06.05 06.05 06.05 06.05 06.05 06.05	24.0125-0131.1 24.0325-0131.1	425131 525131		280 24,8 22,0 V L +S +B 280 24,8 22,0 V L +S +B PD
	2.0 16V OPC		09.01	06.05	24.0125-0142.1 24.0325-0142.1	425142 525142		308 25,0 22,0 V L +S +B 308 25,0 22,0 V L +S +B PD
	1.6 16V 1.8 16V 2.0 16V OPC 2.0 DI 16V 2.0 DTI 16V 2.2 16V 2.2 DTI 16V		04.99 04.99 09.01 10.99 06.00 09.00 01.02	06.05 06.05 06.05 06.05 06.05 06.05 06.05	+ D A CH 13.0460-3976.2 13.0460-2868.2 13.0470-2868.2	603976 602868 LD2868		23258 16,5 +/WK/Zub/SBOS 23417 15,3 +/WK/Zub/S LUC 23417 15,3 +/WK/Zub/S LUC
	1.6 16V 1.8 16V 2.0 16V OPC 2.0 DI 16V 2.0 DTI 16V 2.2 16V 2.2 DTI 16V		04.99 04.99 09.01 10.99 06.00 09.00 01.02	06.05 06.05 06.05 06.05 06.05 06.05 06.05	+ D A CH 24.0110-0250.1 24.0310-0250.1	410250 510250		264 9,8 8,0 +S +B 264 9,8 8,0 +S +B PD
	1.6 16V	12999999	04.99		- D A CH 03.0137-0322.2 03.0137-9215.2	650322 669215		230 x 42 Bremsbacken-Zubehör
	1.6 16V	22000001		06.05	- D A CH 03.0137-0424.2 03.0137-9215.2	650424 669215		230 x 42 HEB Bremsbacken-Zubehör
	1.6 16V		04.99	06.05	- D A CH 24.0223-0018.2	480136		230/231 x 50
	1.6 16V	12999999	04.99		- D A CH 03.0520-7320.3	697320		20,64/230x42 TopKit LUC
OPEL ZAFIRA II / Vauxhall Zafira II (05-)								
	1.6 1.6 1.6 CNG 1.6 CNG Turbo 1.7 CDTI 1.7 CDTI 1.8 1.8 1.9 CDTI 1.9 CDTI 1.9 CDTI 2.0 2.0 Turbo 2.2	77 85 69 110 81 92 88 103 74 88 110 125 147 110	07.05 12.07 01.06 02.09 12.07 12.07 06.13 07.05 07.05 07.05 07.05 07.05 07.05 07.05		13.0460-7179.2 13.0470-7179.2 24.8190-0720.2	607179 LD7179 620720	1	23832 20,2 +/WK 23832 20,2 +/WK Warmkontakt L=287mm
	2.0 OPC	177	09.05		13.0460-7212.2 13.0460-7172.2 13.0470-7172.2 24.8190-0720.2	607212 607172 LD7172 620720	1	f. Bremssattel m.Stahlkolben 3) f. Bremssattel m.Kunststoffkolben 4) f. Bremssattel m.Kunststoffkolben 4) Warmkontakt L=287mm
	1.6 1.6 1.8 1.8	77 85 88 103	07.05 12.07 06.13 07.05		24.0125-0131.1 24.0325-0131.1	425131 525131		280 24,8 22,0 V L +S +B 280 24,8 22,0 V L +S +B PD
	1.6 CNG 1.6 CNG Turbo 1.7 CDTI 1.7 CDTI 1.9 CDTI 1.9 CDTI 1.9 CDTI 2.0 2.0 Turbo 2.2	69 110 81 92 74 88 110 125 147 110	01.06 02.09 12.07 12.07 07.05 07.05 07.05 07.05 07.05 07.05		24.0125-0142.1 24.0325-0142.1	425142 525142		308 25,0 22,0 V L +S +B 308 25,0 22,0 V L +S +B PD
	2.0 OPC	177	09.05		24.0128-0201.1	428201		321 28,0 25,0 V L +B

1) up to chassis: 42187758 / fino no.telaio: 42187758 / jusqu'au de châssis: 42187758 / hasta no.de chasis: 42187758
2) from chassis no.:42187759 / dal no.telaio:42187759 / du no.châssis:42187759 / desde no.chasis.:42187759
3) for br.caliper +steel piston / per pinza fr. +pistone acciaio / pour étrier f. +piston en acier / para pinza fr. +pistón de acero
4) for br.caliper +plastic piston / per pinza fr. +pistone plastica / pour étrier fr. +piston plastique / para pinza fr. +pistón plástico





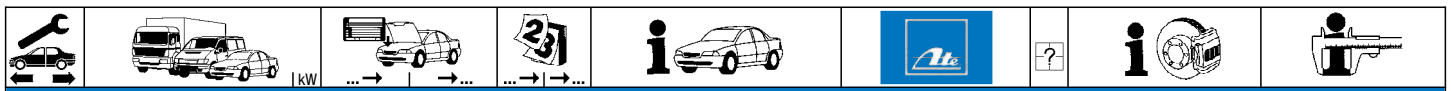
OPEL ZAFIRA II / Vauxhall Zafira II (05-)

	1.6	77		07.05		13.0460-2868.2	602868		23417 15,3 +WK/Zub/S LUC 23417 15,3 +WK/Zub/S LUC	
	1.6	85		12.07		13.0470-2868.2	LD2868			
	1.6 CNG	69		01.06						
	1.6 CNG Turbo	110		02.09						
	1.7 CDTi	81		12.07						
	1.7 CDTi	92		12.07						
	1.8	88		06.13						
	1.8	103		07.05						
	1.9 CDTi	74		07.05						
	1.9 CDTi	88		07.05						
	1.9 CDTi	110		07.05						
	2.0	125		07.05						
2.0 OPC	177		09.05							
2.0 Turbo	147		07.05							
2.2	110		07.05							
	1.6	77		07.05		24.0110-0250.1	410250		264 9,8 8,0 +S +B 264 9,8 8,0 +S +B PD	
	1.6	85		12.07		24.0310-0250.1	510250			
	1.7 CDTi	81		12.07	- verstärkte Bremse 1)					
	1.7 CDTi	92		12.07	- verstärkte Bremse 1)					
	1.8	88		06.13	- verstärkte Bremse 1)					
	1.8	103		07.05	- verstärkte Bremse 1)					
	1.9 CDTi	74		07.05	- verstärkte Bremse 1)					
	1.9 CDTi	88		07.05	- verstärkte Bremse 1)					
	1.9 CDTi	110		07.05	- verstärkte Bremse 1)					
	2.0	125		07.05	- verstärkte Bremse 1)					
	2.0 Turbo	147	52999999	07.05	- verstärkte Bremse 1)					
	2.2	110		07.05	- verstärkte Bremse 1)					
	1.7 CDTi	81		12.07	+ verstärkte Bremse 2)	24.0110-0339.1	410339			278 10,0 8,0 +S +B
	1.7 CDTi	92		12.07	+ verstärkte Bremse 2)					
	1.8	88		06.13	+ verstärkte Bremse 2)					
	1.8	103		07.05	+ verstärkte Bremse 2)					
	1.9 CDTi	74		07.05	+ verstärkte Bremse 2)					
	1.9 CDTi	88		07.05	+ verstärkte Bremse 2)					
	1.9 CDTi	110		07.05	+ verstärkte Bremse 2)					
	2.0 OPC	177		09.05	+ verstärkte Bremse 2)					
2.0 Turbo	147	62000001	07.05	+ verstärkte Bremse 2)						
2.2	110		07.05	+ verstärkte Bremse 2)						

OPEL ZAFIRA III Tourer / Vauxhall Zafira III Tourer (11-)

	1.4 T	88		11.11	+ Bremsscheibendurchm. 300 mm 3)	13.0460-7263.2	607263		24034 19,1 +WK/Zub 24034 19,1 +WK/Zub ATE	
	1.4 T	103		11.11	+ Bremsscheibendurchm. 300 mm 3)	13.0470-7263.2	LD7263			
	1.4 T LPG	103		11.11	+ Bremsscheibendurchm. 300 mm 3)					
	1.6 CDTi ecoFLEX	88		07.14	+ Bremsscheibendurchm. 300 mm 3)					
	1.6 CDTi ecoFLEX	100		03.13	+ Bremsscheibendurchm. 300 mm 3)					
	1.6 SIDI	125		12.12	+ Bremsscheibendurchm. 300 mm 3)					
	1.6 SIDI	147		07.13	+ Bremsscheibendurchm. 300 mm 3)					
	1.6 T CNG	110		11.11	+ Bremsscheibendurchm. 300 mm 3)					
	1.8	103		11.11	+ Bremsscheibendurchm. 300 mm 3)					
	1.8 LPG	101		11.11	+ Bremsscheibendurchm. 300 mm 3)					
	2.0 CDTi	81		11.11	+ Bremsscheibendurchm. 300 mm 3)					
	2.0 CDTi	96		11.11	+ Bremsscheibendurchm. 300 mm 3)					
	2.0 CDTi	125		01.15	+ Bremsscheibendurchm. 300 mm 3)					
	2.0 CDTi BiTurbo	143		12.12	+ Bremsscheibendurchm. 300 mm 3)					
	1.4 T	88		11.11	+ Bremsscheibendurchm. 321 mm 4)	13.0460-5612.2	605612			24412 19,0 +WK/Zub MAN 24412 19,0 +WK/Zub MAN
	1.4 T	103		11.11	+ Bremsscheibendurchm. 321 mm 4)	13.0470-5612.2	LD5612			
	1.4 T LPG	103		11.11	+ Bremsscheibendurchm. 321 mm 4)					
	1.6 CDTi ecoFLEX	88		07.14	+ Bremsscheibendurchm. 321 mm 4)					
1.6 CDTi ecoFLEX	100		03.13	+ Bremsscheibendurchm. 321 mm 4)						
1.6 SIDI	125		12.12	+ Bremsscheibendurchm. 321 mm 4)						
1.6 SIDI	147		07.13	+ Bremsscheibendurchm. 321 mm 4)						
1.6 T CNG	110		11.11	+ Bremsscheibendurchm. 321 mm 4)						
1.8	103		11.11	+ Bremsscheibendurchm. 321 mm 4)						
1.8 LPG	101		11.11	+ Bremsscheibendurchm. 321 mm 4)						
2.0 CDTi	81		11.11	+ Bremsscheibendurchm. 321 mm 4)						
2.0 CDTi	96		11.11	+ Bremsscheibendurchm. 321 mm 4)						
2.0 CDTi	125		01.15	+ Bremsscheibendurchm. 321 mm 4)						
2.0 CDTi BiTurbo	143		12.12	+ Bremsscheibendurchm. 321 mm 4)						
	1.4 T	88		11.11	+ Bremsscheibendurchm. 300 mm 3)	24.0126-0166.1	426166		300 26,0 23,0 V L +S +B 300 26,0 23,0 V L +S +B PD	
	1.4 T	103		11.11	+ Bremsscheibendurchm. 300 mm 3)	24.0326-0166.1	526166			
	1.4 T LPG	103		11.11	+ Bremsscheibendurchm. 300 mm 3)					
	1.6 CDTi ecoFLEX	88		07.14	+ Bremsscheibendurchm. 300 mm 3)					
	1.6 CDTi ecoFLEX	100		03.13	+ Bremsscheibendurchm. 300 mm 3)					
	1.6 SIDI	125		12.12	+ Bremsscheibendurchm. 300 mm 3)					
	1.6 SIDI	147		07.13	+ Bremsscheibendurchm. 300 mm 3)					
	1.6 T CNG	110		11.11	+ Bremsscheibendurchm. 300 mm 3)					
	1.8	103		11.11	+ Bremsscheibendurchm. 300 mm 3)					
	1.8 LPG	101		11.11	+ Bremsscheibendurchm. 300 mm 3)					
	2.0 CDTi	81		11.11	+ Bremsscheibendurchm. 300 mm 3)					
	2.0 CDTi	96		11.11	+ Bremsscheibendurchm. 300 mm 3)					
	2.0 CDTi	125		01.15	+ Bremsscheibendurchm. 300 mm 3)					
	2.0 CDTi BiTurbo	143		12.12	+ Bremsscheibendurchm. 300 mm 3)					

1) - heavy duty brake / - freno rinforzato / - frein renforcé / - freno reforzado
 2) + heavy duty brake / + freno rinforzato / + frein renforcé / + freno reforzado
 3) + brake disc diameter 300mm / + diametro dischi freno 300mm / + diamètre disques frein 300mm / + diámetro disco freno 300mm
 4) + brake disc diameter 321mm / + diametro dischi freno 321mm / + diamètre disques frein 321mm / + diámetro disco freno 321mm



OPEL ZAFIRA III Tourer / Vauxhall Zafira III Tourer (11-)

	1.4 T 88 1.4 T 103 1.4 T LPG 103 1.6 CDTi ecoFLEX 88 1.6 CDTi ecoFLEX 100 1.6 SIDI 125 1.6 SIDI 147 1.6 T CNG 110 1.8 103 1.8 101 2.0 CDTi 81 2.0 CDTi 96 2.0 CDTi 125 2.0 CDTi BiTurbo 143		11.11 11.11 11.11 07.14 03.13 12.12 07.13 11.11 11.11 11.11 11.11 11.11 11.11 01.15 12.12	+ Bremsscheibendurchm. 321 mm ¹⁾ + Bremsscheibendurchm. 321 mm ¹⁾ + Bremsscheibendurchm. 321 mm ¹⁾ + Bremsscheibendurchm. 321 mm ¹⁾ + Bremsscheibendurchm. 321 mm ¹⁾ + Bremsscheibendurchm. 321 mm ¹⁾ + Bremsscheibendurchm. 321 mm ¹⁾ + Bremsscheibendurchm. 321 mm ¹⁾ + Bremsscheibendurchm. 321 mm ¹⁾ + Bremsscheibendurchm. 321 mm ¹⁾ + Bremsscheibendurchm. 321 mm ¹⁾ + Bremsscheibendurchm. 321 mm ¹⁾ + Bremsscheibendurchm. 321 mm ¹⁾ + Bremsscheibendurchm. 321 mm ¹⁾ + Bremsscheibendurchm. 321 mm ¹⁾	24.0130-0224.1 430224		321 30,0 27,0 VL +S +B
	1.4 T 88 1.4 T 103 1.4 T LPG 103 1.6 CDTi ecoFLEX 88 1.6 CDTi ecoFLEX 100 1.6 SIDI 125 1.6 SIDI 147 1.6 T CNG 110 1.8 103 1.8 101 2.0 CDTi 81 2.0 CDTi 96 2.0 CDTi 125 2.0 CDTi BiTurbo 143		11.11 11.11 11.11 07.14 03.13 12.12 07.13 11.11 11.11 11.11 11.11 11.11 01.15 12.12		24.0711-5348.3 360351	2 - Flexride Fahrwerk ²⁾	Radsensor L=800
	1.4 T 88 1.4 T 103 1.4 T LPG 103 1.6 CDTi ecoFLEX 100 1.6 SIDI 125 1.6 SIDI 147 1.6 T CNG 110 1.8 103 1.8 101 2.0 CDTi 81 2.0 CDTi 96 2.0 CDTi BiTurbo 143	E9999999 E9999999 E9999999 E9999999 E9999999 E9999999 E9999999 E9999999 E9999999 E9999999 E9999999 E9999999	11.11 11.11 11.11 03.13 12.12 07.13 11.11 11.11 11.11 11.11 11.11 12.12	+ Bremsscheibendurchm. 292mm ³⁾ + Bremsscheibendurchm. 292mm ³⁾ + Bremsscheibendurchm. 292mm ³⁾ + Bremsscheibendurchm. 292mm ³⁾ + Bremsscheibendurchm. 292mm ³⁾ + Bremsscheibendurchm. 292mm ³⁾ + Bremsscheibendurchm. 292mm ³⁾ + Bremsscheibendurchm. 292mm ³⁾ + Bremsscheibendurchm. 292mm ³⁾ + Bremsscheibendurchm. 292mm ³⁾ + Bremsscheibendurchm. 292mm ³⁾ + Bremsscheibendurchm. 292mm ³⁾	13.0460-7264.2 607264 13.0470-7264.2 LD7264		25096 17,0 +/WK/Zub ATE 25096 17,0 +/WK/Zub ATE
	1.4 T 88 1.4 T 103 1.4 T LPG 103 1.6 CDTi ecoFLEX 88 1.6 CDTi ecoFLEX 100 1.6 SIDI 125 1.6 SIDI 147 1.6 T CNG 110 1.8 103 1.8 101 2.0 CDTi 81 2.0 CDTi 96 2.0 CDTi BiTurbo 143	F0000001 F0000001 F0000001 F0000001 F0000001 F0000001 F0000001 F0000001 F0000001 F0000001 F0000001 F0000001	07.14 01.15	+ Bremsscheibendurchm. 292mm ³⁾ + Bremsscheibendurchm. 292mm ³⁾ + Bremsscheibendurchm. 292mm ³⁾ + Bremsscheibendurchm. 292mm ³⁾ + Bremsscheibendurchm. 292mm ³⁾ + Bremsscheibendurchm. 292mm ³⁾ + Bremsscheibendurchm. 292mm ³⁾ + Bremsscheibendurchm. 292mm ³⁾ + Bremsscheibendurchm. 292mm ³⁾ + Bremsscheibendurchm. 292mm ³⁾ + Bremsscheibendurchm. 292mm ³⁾ + Bremsscheibendurchm. 292mm ³⁾	13.0460-7264.2 607264 13.0470-7264.2 LD7264		25096 17,0 +/WK/Zub ATE 25096 17,0 +/WK/Zub ATE
	1.4 T 88 1.4 T 103 1.4 T LPG 103 1.6 CDTi ecoFLEX 88 1.6 CDTi ecoFLEX 100 1.6 SIDI 125 1.6 SIDI 147 1.6 T CNG 110 1.8 103 1.8 101 2.0 CDTi 81 2.0 CDTi 96 2.0 CDTi BiTurbo 143		11.11 11.11 11.11 07.14 03.13 12.12 07.13 11.11 11.11 11.11 11.11 11.11 01.15 12.12	+ Bremsscheibendurchm. 292mm ³⁾ + Bremsscheibendurchm. 292mm ³⁾ + Bremsscheibendurchm. 292mm ³⁾ + Bremsscheibendurchm. 292mm ³⁾ + Bremsscheibendurchm. 292mm ³⁾ + Bremsscheibendurchm. 292mm ³⁾ + Bremsscheibendurchm. 292mm ³⁾ + Bremsscheibendurchm. 292mm ³⁾ + Bremsscheibendurchm. 292mm ³⁾ + Bremsscheibendurchm. 292mm ³⁾ + Bremsscheibendurchm. 292mm ³⁾ + Bremsscheibendurchm. 292mm ³⁾ + Bremsscheibendurchm. 292mm ³⁾	24.0112-0189.1 412189		292 12,0 10,0 +S +B
	1.4 T 88 1.4 T 103 1.4 T LPG 103 1.6 CDTi ecoFLEX 88 1.6 CDTi ecoFLEX 100 1.6 SIDI 125 1.6 SIDI 147 1.6 T CNG 110 1.8 103 1.8 101 2.0 CDTi 81 2.0 CDTi 96 2.0 CDTi BiTurbo 143		11.11 11.11 11.11 07.14 03.13 12.12 07.13 11.11 11.11 11.11 11.11 11.11 01.15 12.12	+ Bremsscheibendurchm. 315mm ⁴⁾ + Bremsscheibendurchm. 315mm ⁴⁾ + Bremsscheibendurchm. 315mm ⁴⁾ + Bremsscheibendurchm. 315mm ⁴⁾ + Bremsscheibendurchm. 315mm ⁴⁾ + Bremsscheibendurchm. 315mm ⁴⁾ + Bremsscheibendurchm. 315mm ⁴⁾ + Bremsscheibendurchm. 315mm ⁴⁾ + Bremsscheibendurchm. 315mm ⁴⁾ + Bremsscheibendurchm. 315mm ⁴⁾ + Bremsscheibendurchm. 315mm ⁴⁾ + Bremsscheibendurchm. 315mm ⁴⁾	24.0123-0116.1 423116		315 23,0 20,0 V +S +B

1) + brake disc diameter 321mm / + diametro dischi freno 321mm / + diamètre disques frein 321mm / + diámetro disco freno 321mm
 2) - flexride suspension / - autoteloia flexride / - châssis de flexride / - suspensión flexride
 3) + brake disc diameter 292mm / + diametro dischi freno 292mm / + diamètre disques frein 292mm / + diámetro disco freno 292mm
 4) + brake disc diameter 315mm / + diametro dischi freno 315mm / + diamètre disques frein 315mm / + diámetro disco freno 315mm





OPEL ZAFIRA III Tourer / Vauxhall Zafira III Tourer (11-)

	1.8	103		11.11	+ Bremsscheibendurchm. 315mm ¹⁾	24.0123-0116.1	423116		315 23,0 20,0 V +S +B
	1.8 LPG	101		11.11	+ Bremsscheibendurchm. 315mm ¹⁾				
	2.0 CDTi			11.11	+ Bremsscheibendurchm. 315mm ¹⁾				
	2.0 CDTi	81		11.11	+ Bremsscheibendurchm. 315mm ¹⁾				
	2.0 CDTi	96		11.11	+ Bremsscheibendurchm. 315mm ¹⁾				
	2.0 CDTi	125		01.15	+ Bremsscheibendurchm. 315mm ¹⁾				
2.0 CDTi BiTurbo	143		12.12	+ Bremsscheibendurchm. 315mm ¹⁾					
	1.4 T	88		11.11		24.0711-5328.3	360371	2	Radsensor L=530
	1.4 T	103		11.11					
	1.4 T LPG	103		11.11					
	1.6 CDTi ecoFLEX	88		07.14					
	1.6 CDTi ecoFLEX	100		03.13					
	1.6 SIDI	125		12.12					
	1.6 SIDI	147		07.13					
	1.6 T CNG	110		11.11					
	1.8			11.11					
	1.8	103		11.11					
	1.8 LPG	101		11.11					
	2.0 CDTi			11.11					
	2.0 CDTi	81		11.11					
	2.0 CDTi	96		11.11					
	2.0 CDTi	125		01.15					
	2.0 CDTi BiTurbo	143		12.12					

PEUGEOT 106 (91-96)

	1.0		S 50994342	08.91	- ABS	13.0460-4042.2	604042	für 3-Loch-Felge ²⁾	21191 16,8 +/WK	ATE
	1.1	44	S 50994342	08.91	- ABS	13.0460-3943.2	603943	für 4-Loch-Felge ²⁾	20906 18,0 +/WK	BDX
	1.0		S 50994343	04.96	- ABS	13.0460-4066.2	604066	für 3-Loch-Felge ²⁾	21857 17,7	ATE
	1.1	44	S 50994343	04.96	- ABS	13.0460-3962.2	603962	für 4-Loch-Felge ²⁾	20905 18,0 +/WE	BDX
	1.0			08.91	+ ABS	13.0460-0424.2	610424	für 3-Loch-Felge ²⁾	Belagsatz-Zubehör	ATE
	1.1	44		08.91	+ ABS	13.0460-0403.2	610403	für 4-Loch-Felge ³⁾	Belagsatz-Zubehör	BDX
	1.0		S 50994342	08.91	- ABS	13.0460-3943.2	603943		20906 18,0 +/WK	BDX
	1.1	44	S 50994342	08.91	- ABS	13.0460-0403.2	610403		Belagsatz-Zubehör	BDX
	1.4	55	S 50994342	08.91	- ABS	13.0460-3943.2	603943		20906 18,0 +/WK	BDX
	1.4 D	37	S 50994342	08.92	- ABS	13.0460-0403.2	610403		Belagsatz-Zubehör	BDX
	1.5 D		S 50994342	06.94	- ABS					
	1.6	65	S 50994342	06.93	- ABS					
	1.4	55	S 50994343	04.96	- ABS	13.0460-3962.2	603962		20905 18,0 +/WE	BDX
	1.4 D	37	S 50994343	04.96	- ABS	13.0460-0403.2	610403		Belagsatz-Zubehör	BDX
	1.5 D		S 50994343	04.96	- ABS					
	1.6	65	S 50994343	04.96	- ABS					
	1.3 Rallye	72	S 51132346	10.93		13.0460-3943.2	603943		20906 18,0 +/WK	BDX
	1.4	55	S 51132346	08.91	+ ABS	13.0460-0406.2	610406		Belagsatz-Zubehör	BDX
	1.4	69		08.91	04.96					
	1.4 D	37	S 51132346	08.92	+ ABS					
	1.5 D		S 51132346	06.94	+ ABS					
	1.6	65	S 51132346	06.93	+ ABS					
	1.6	76	S 51132346	01.94						
	1.3 Rallye	72	S 51132347	04.96		13.0460-7088.2	607088		21827 17,3 +	ATE
	1.4	55	S 51132347	04.96	+ ABS					
	1.4 D	37	S 51132347	04.96	+ ABS					
	1.5 D		S 51132347	04.96	+ ABS					
	1.6	65	S 51132347	04.96	+ ABS					
	1.6	76	S 51132347	04.96						
	1.0			08.91	04.96	- ABS	24.0108-0107.1	408107	für 3-Loch-Felge ²⁾	238 8,0 6,0 +S +B
	1.1	44		08.91	04.96	- ABS	24.0110-0187.1	410187	für 4-Loch-Felge ³⁾	247 10,0 9,0 +S +B
	1.0			08.91	04.96	+ ABS	24.0120-0132.1	420132		247 20,4 18,5 V +S +B
	1.1	44		08.91	04.96	+ ABS	24.0320-0132.1	520132		247 20,4 18,5 V +S +B PD
	1.4	55		08.91	04.96	- ABS	24.0110-0187.1	410187		247 10,0 9,0 +S +B
	1.4 D	37		08.92	04.96	- ABS				
	1.5 D			06.94	04.96	- ABS				
	1.6	65		06.93	04.96	- ABS				
	1.3 Rallye	72		10.93	04.96		24.0120-0132.1	420132		247 20,4 18,5 V +S +B
	1.4	55		08.91	04.96	+ ABS	24.0320-0132.1	520132		247 20,4 18,5 V +S +B PD
	1.4	69		08.91	04.96					
	1.4 D	37		08.92	04.96	+ ABS				
	1.5 D			06.94	04.96	+ ABS				
	1.6	65		07.94	04.96	+ ABS				
	1.6	76		07.94	04.96					
	1.0			08.91	04.96	- ABS/ + 3 türig ⁴⁾	03.0137-0196.2	650196	+ 4-Loch-Felge ⁵⁾	180 x 32 AUT
	1.1	44		08.91	04.96	- ABS/ + 3 türig ⁴⁾	03.0137-9055.2	669055	+ 4-Loch-Felge ⁵⁾	Bremsbacken-Zubehör
	1.0			08.91	04.96	- ABS/ + 5 türig ⁶⁾	03.0137-0195.2	650195	+ 3-Loch-Felge ⁷⁾	164 x 32 AUT
	1.1	44		08.91	04.96	- ABS/ + 5 türig ⁶⁾	03.0137-9079.2	669079	+ 3-Loch-Felge ⁷⁾	Bremsbacken-Zubehör
	1.0			08.91	04.96	+ ABS	03.0137-0196.2	650196		180 x 32 AUT
	1.1	44		08.91	04.96	+ ABS	03.0137-9055.2	669055		Bremsbacken-Zubehör
	1.3 Rallye	72		10.93	04.96		03.0137-0196.2	650196		180 x 32 AUT
	1.4	55		08.91	04.96		03.0137-9055.2	669055		Bremsbacken-Zubehör
	1.4	69		08.91	04.96					
	1.4 D	37		08.92	04.96					
	1.5 D			06.94	04.96					
	1.6	65		06.93	04.96					
	1.6	76		01.94	04.96					

¹⁾ + brake disc diameter 315mm / + diametro dischi freno 315mm / + diamètre disques frein 315mm / + diámetro disco freno 315mm

²⁾ for 3 bore wheel rim / per cerchione a 3 fori / pour jante à 3 trous / para Liantas de 3 taladros





















³⁾ for 4 bore wheel rim / per cerchione a 4 fori / pour jante à 4 trous / para Liantas de 4 taladros

⁴⁾ - ABS/ + 3 door / - ABS/ + 3 porte / - ABS/ + 3 portes / - ABS/ + 3 puertas

⁵⁾ + 4 bore wheel rim / + cerchione a 4 fori / + jante à 4 trous / + Liantas de 4 taladros

⁶⁾ - ABS/ + 5 door / - ABS/ + 5 porte / - ABS/ + 5 portes / - ABS/ + 5 puertas

⁷⁾ + 3 bore wheel rim / + cerchione a 3 fori / + jante à 3 trous / + Liantas de 3 taladros

											
PEUGEOT 106 (91-96)											
	1.0			08.91	04.96	- ABS/ + 3 türig ¹⁾	24.0218-0017.1	480060	+ 4-Loch-Felge ²⁾	180/181 x 40,5 - Lager	
	1.1	44		08.91	04.96	- ABS/ + 3 türig ¹⁾					
	1.0			08.91	04.96	- ABS/ + 5 türig ³⁾	24.0216-5001.1	480001	für 3-Loch-Felge/- Sensorring ⁴⁾	165/166 x 38,5 - Lager	
	1.1	44		08.91	04.96	- ABS/ + 5 türig ³⁾	24.0216-5701.2	480212	für 3-Loch-Felge/- Sensorring ⁴⁾	165/166 x 38,5 + Lager	
	1.0			08.91	04.96	+ ABS	24.0218-0017.1	480060		180/181 x 40,5 - Lager	
	1.1	44		08.91	04.96	+ ABS					
	1.4	55		08.91	04.96		24.0218-0017.1	480060		180/181 x 40,5 - Lager	
	1.4 D	37		08.92	04.96						
	1.5 D			06.94	04.96	- ABS					
	1.6	65		06.93	04.96	- ABS					
1.3 Rallye	72		10.93	04.96		24.0218-0020.1	480074		180/181 x 46 - Lager		
1.4	69		08.91	04.96		24.0218-0720.2	480205		180/181 x 46 + Lager		
1.5 D			06.94	04.96	+ ABS						
1.6	65		06.93	04.96	+ ABS						
1.6	76		01.94	04.96							
	1.0			08.91	04.96	- ABS/ + 3 türig ¹⁾	03.0420-1619.3	681619	+ 4-Loch-Felge ²⁾	19,05/180x32 Kit BDX	
	1.1	44		08.91	04.96	- ABS/ + 3 türig ¹⁾	03.0520-1619.3	691619	+ 4-Loch-Felge ²⁾	19,05/180x32 TopKit BDX	
	1.0			08.91	04.96	- ABS/ + 5 türig ³⁾	03.0420-0519.3	680519	+ 3-Loch-Felge ⁵⁾	19,05/164x32 Kit BDX	
	1.1	44		08.91	04.96	- ABS/ + 5 türig ³⁾	03.0520-0519.3	690519	+ 3-Loch-Felge ⁵⁾	19,05/164x32 TopKit BDX	
	1.3 Rallye	72		10.93	04.96	- ABS	03.0420-1619.3	681619		19,05/180x32 Kit BDX	
	1.4	55		08.91	04.96	- ABS	03.0520-1619.3	691619		19,05/180x32 TopKit BDX	
	1.4	69		08.91	04.96	- ABS					
	1.4 D	37		08.92	04.96	- ABS					
	1.5 D			06.94	04.96	- ABS					
	1.6	65		06.93	04.96	- ABS					
1.6	76		01.94	04.96	- ABS						
PEUGEOT 106 (96-04)											
	1.0 i	33		05.96	03.04		13.0460-4042.2	604042	für 3-Loch-Felge ⁶⁾	21191 16,8 +/WK ATE	
	1.0 i	37		01.97	03.04		13.0460-4066.2	604066	für 3-Loch-Felge ⁶⁾	21857 17,7 ATE	
	1.1	42		09.00	10.02		13.0460-3943.2	603943	für 4-Loch-Felge ⁷⁾	20906 18,0 +/WK BDX	
	1.1 i	40		01.97	03.04		13.0460-3962.2	603962	für 4-Loch-Felge ⁷⁾	20905 18,0 +/WE BDX	
	1.1 i	44		05.96	03.04		13.0460-0424.2	610424		Belagsatz-Zubehör ATE	
							13.0460-0406.2	610406		Belagsatz-Zubehör BDX	
	1.4 i	55		05.96	03.04		13.0460-3943.2	603943		20906 18,0 +/WK BDX	
	1.5 D	40		05.96	03.04		13.0460-3962.2	603962		20905 18,0 +/WE BDX	
	1.5 D	42		10.00	03.04		13.0460-0403.2	610403		Belagsatz-Zubehör BDX	
	1.6	65		05.96	03.04						
1.6	74		05.96	03.04		13.0460-7088.2	607088		21827 17,3 + ATE		
1.6 16V	87		05.96	03.04							
	1.0 i	33		05.96	03.04		24.0108-0107.1	408107	für 3-Loch-Felge ⁶⁾	238 8,0 6,0 +S +B	
	1.0 i	37		01.97	03.04		24.0110-0187.1	410187	für 4-Loch-Felge ⁷⁾	247 10,0 9,0 +S +B	
	1.1	42		09.00	10.02						
	1.1 i	40		01.97	03.04						
	1.1 i	44		05.96	03.04						
	1.4 i	55		05.96	03.04		24.0110-0187.1	410187		247 10,0 9,0 +S +B	
	1.5 D	40		05.96	03.04						
	1.5 D	42		10.00	03.04						
	1.6	65		05.96	03.04						
	Electric	20		04.96	07.04						
1.6	74		05.96	03.04		24.0120-0132.1	420132		247 20,4 18,5 V +S +B		
1.6 16V	87		05.96	03.04		24.0320-0132.1	520132		247 20,4 18,5 V +S +B PD		
	1.0 i	33		05.96	03.04		24.0751-1128.3	360094	2 	Radsensor L=515	
	1.0 i	37		01.97	03.04						
	1.1	42		09.00	10.02						
	1.1 i	40		01.97	03.04						
	1.1 i	44		05.96	03.04						
	1.4 i	55		05.96	03.04						
	1.5 D	40		05.96	03.04						
	1.5 D	42		10.00	03.04						
	1.6	65		05.96	03.04						
	1.6	74		05.96	03.04						
1.6 16V	87		05.96	03.04							
Electric	20		04.96	07.04							
	1.6	74		05.96	03.04		13.0460-3954.2	603954		20973 11,0 + BDX	
	1.6 16V	87		05.96	03.04		13.0460-0435.2	610435		Belagsatz-Zubehör BDX	
	1.6	74		05.96	03.04		24.0108-0106.1	408106		247 8,0 6,0 +S +B	
	1.6 16V	87		05.96	03.04						
	1.0 i	33	ORGA 08056	05.96			24.0721-1187.3	360090	2 	+ HA-Trommelbremse ⁸⁾	Radsensor L=715
	1.0 i	37	ORGA 08056	01.97							
	1.1 i	40	ORGA 08056	01.97							
	1.1 i	44	ORGA 08056	05.96							
	1.4 i	55	ORGA 08056	05.96							
	1.5 D	40	ORGA 08056	05.96							
	1.6	65	ORGA 08056	05.96							
	Electric	20	ORGA 08056	04.96							
	1.0 i	33	ORGA 08057		03.04		24.0721-1199.3	360292	2 	+ HA-Trommelbremse ⁸⁾	Radsensor L=715
	1.0 i	37	ORGA 08057		03.04						
1.1	42		09.00	10.02							
1.1 i	40	ORGA 08057		03.04							
1.1 i	44	ORGA 08057		03.04							
1.4 i	55	ORGA 08057		03.04							
1.5 D	40	ORGA 08057		03.04							

¹⁾ - ABS/ + 3 door / - ABS/ + 3 porte / - ABS/ + 3 portes / - ABS/ + 3 puertas

²⁾ + 4 bore wheel rim / + cerchione a 4 fori / + jante à 4 trous / + Llantas de 4 taladros

³⁾ - ABS/ + 5 door / - ABS/ + 5 porte / - ABS/ + 5 portes / - ABS/ + 5 puertas




















⁴⁾ f.3 bore wheel rim/-sensorring / p.cerchione a 3 fori/- sensore / p.jant.à 3 trous/- secours ABS / Llant.3 taia./-anillo sens.ABS

⁵⁾ + 3 bore wheel rim / + cerchione a 3 fori / + jante à 3 trous / + Llantas de 3 taladros



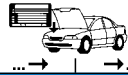

























⁶⁾ for 3 bore wheel rim / per cerchione a 3 fori / pour jante à 3 trous / para Llantas de 3 taladros







⁷⁾ for 4 bore wheel rim / per cerchione a 4 fori / pour jante à 4 trous / para Llantas de 4 taladros

⁸⁾ + RA drum brake / + P freno a tamburo / + frein à tambour essieu AR / + ET-tambores de freno

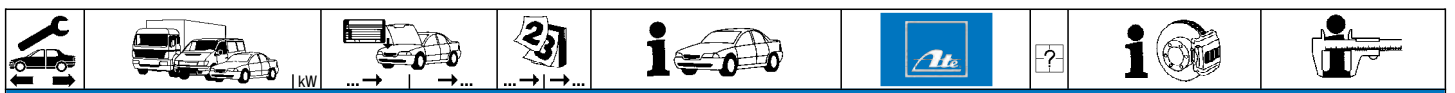
										
PEUGEOT 106 (96-04)										
	1.5 D 1.6 Electric	42 65 ORGA 08057 20 ORGA 08057		10.00 03.04 03.04 07.04		24.0721-1199.3	360292	2  + HA-Trommelbremse ¹⁾	Radsensor L=715	
	1.6 1.6 16V	74 87	ORGA 08056 ORGA 08056	05.96 05.96		24.0751-1132.3	360294	2  + HA-Scheibenbremse ²⁾	Radsensor L=740	
	1.6 1.6 16V	74 ORGA 08057 87 ORGA 08057		03.04 03.04		24.0751-1190.3	360299	2  + HA-Scheibenbremse ²⁾	Radsensor L=740	
	1.0 i 1.0 i 1.1 1.1 i 1.1 i	33 37 42 40 44		05.96 01.97 09.00 01.97 05.96	03.04 - ABS 03.04 - ABS 10.02 - ABS 03.04 - ABS 03.04 - ABS	03.0137-0195.2 03.0137-0196.2 03.0137-9079.2 03.0137-9055.2	650195 650196 669079 669055	für 3-Loch-Felge ³⁾ für 4-Loch-Felge ⁴⁾ für 3-Loch-Felge ³⁾ für 4-Loch-Felge ⁴⁾	164 x 32 AUT 180 x 32 AUT Bremsbacken-Zubehör Bremsbacken-Zubehör	BDX BDX
	1.0 i 1.0 i 1.1 1.1 i 1.1 i	33 37 42 40 44		05.96 01.97 09.00 01.97 05.96	03.04 + ABS 03.04 + ABS 10.02 + ABS 03.04 + ABS 03.04 + ABS	03.0137-0312.2 03.0137-9158.2	650312 669158		203 x 38 HEB Bremsbacken-Zubehör	LUC LUC
	1.4 i 1.5 D 1.5 D 1.6	55 40 42 65		05.96 05.96 10.00 05.96	03.04 - ABS 03.04 - ABS 03.04 - ABS 03.04 - ABS	03.0137-0196.2 03.0137-9055.2	650196 669055		180 x 32 AUT Bremsbacken-Zubehör	BDX BDX
	1.4 i 1.5 D 1.5 D 1.6	55 40 42 65		05.96 05.96 10.00 05.96	03.04 + ABS 03.04 + ABS 03.04 + ABS 03.04 + ABS	03.0137-0312.2 03.0137-9158.2	650312 669158		203 x 38 HEB Bremsbacken-Zubehör	LUC LUC
	Electric	20		04.96	07.04	03.0137-0196.2 03.0137-9055.2	650196 669055		180 x 32 AUT Bremsbacken-Zubehör	BDX BDX
	1.0 i 1.0 i 1.1 1.1 i 1.1 i	33 37 42 40 44		05.96 01.97 09.00 01.97 05.96	03.04 - ABS 03.04 - ABS 10.02 - ABS 03.04 - ABS 03.04 - ABS	24.0216-5001.1 24.0216-5701.2 24.0218-0020.1 24.0218-0720.2	480001 480212 480074 480205	für 3-Loch-Felge/- Sensorring ⁵⁾ für 3-Loch-Felge/- Sensorring ⁵⁾ für 4-Loch-Felge ⁴⁾ für 4-Loch-Felge ⁴⁾	165/166 x 38,5 - Lager 165/166 x 38,5 + Lager 180/181 x 46 - Lager 180/181 x 46 + Lager	
	1.0 i 1.0 i 1.1 1.1 i 1.1 i	33 37 42 40 44		05.96 01.97 09.00 01.97 05.96	03.04 + ABS 03.04 + ABS 10.02 + ABS 03.04 + ABS 03.04 + ABS	24.0220-3013.1	480089		203/204,4 x 46,5	
	1.4 i 1.5 D 1.5 D 1.6 Electric	55 40 42 65 20		05.96 05.96 10.00 05.96 04.96	03.04 - ABS 03.04 - ABS 03.04 - ABS 03.04 - ABS 07.04 - ABS	24.0218-0020.1 24.0218-0720.2	480074 480205		180/181 x 46 - Lager 180/181 x 46 + Lager	
	1.4 i 1.5 D 1.5 D 1.6	55 40 42 65		05.96 05.96 10.00 05.96	03.04 + ABS 03.04 + ABS 03.04 + ABS 03.04 + ABS	24.0220-3013.1	480089		203/204,4 x 46,5	
	1.0 i 1.0 i 1.1 1.1 i 1.1 i	33 37 42 40 44		05.96 01.97 09.00 01.97 05.96	03.04 - ABS 03.04 - ABS 10.02 - ABS 03.04 - ABS 03.04 - ABS	03.0420-0519.3 03.0520-0519.3 03.0420-1619.3 03.0520-1619.3	680519 690519 681619 691619	für 3-Loch-Felge ³⁾ für 3-Loch-Felge ³⁾ für 4-Loch-Felge ⁴⁾ für 4-Loch-Felge ⁴⁾	19,05/164x32 Kit 19,05/164x32 TopKit 19,05/180x32 Kit 19,05/180x32 TopKit	BDX BDX BDX BDX
	1.0 i 1.0 i 1.1 i 1.1 i	33 37 40 44	ORGA 08056 ORGA 08056 ORGA 08056 ORGA 08056	05.96 01.97 01.97 05.96	+ ABS + ABS + ABS + ABS	03.0520-5720.3	695720	+ GG ⁶⁾	20,64/203x39 TopKit	LUC
	1.0 i 1.0 i 1.1 1.1 i 1.1 i	33 ORGA 08057 37 ORGA 08057 42 ORGA 08057 40 ORGA 08057 44 ORGA 08057			03.04 + ABS 03.04 + ABS 10.02 + ABS 03.04 + ABS 03.04 + ABS	03.0520-6420.3	696420		20,64/203x39 TopKit	LUC
	1.4 i 1.5 D 1.5 D 1.6	55 40 42 65		05.96 05.96 10.00 05.96	03.04 - ABS 03.04 - ABS 03.04 - ABS 03.04 - ABS	03.0420-1619.3 03.0520-1619.3	681619 691619		19,05/180x32 Kit 19,05/180x32 TopKit	BDX BDX
	1.4 i 1.5 D 1.6	55 40 65	ORGA 08056 ORGA 08056 ORGA 08056	05.96 05.96 05.96	+ ABS + ABS + ABS	03.0520-5720.3	695720	+ GG ⁶⁾	20,64/203x39 TopKit	LUC
	1.4 i 1.5 D 1.5 D 1.6	55 ORGA 08057 40 ORGA 08057 42 65 ORGA 08057			03.04 + ABS 03.04 + ABS 10.00 + ABS 03.04 + ABS	03.0520-6420.3	696420		20,64/203x39 TopKit	LUC
PEUGEOT 107 (05-14)										
	1.0 1.4 HDi	50 40		06.05 06.05	05.14 05.14	13.0460-3829.2	603829		23959 17,0 /Zub/S	BOS
	1.0 1.4 HDi	50 40		06.05 06.05	05.14 05.14	24.0120-0180.1	420180		247 20,0 18,0 V +S +B	
	1.0 1.4 HDi	50 40		06.05 06.05	05.14 05.14	03.0137-0466.2 03.0137-9287.2	650466 669287		200 x 32 HEB Bremsbacken-Zubehör	BOS BOS

1) + RA drum brake / + P freno a tamburo / + frein à tambour essieu AR / + ET-tambores de freno
2) + RA disc brake / + P disco freno / + frein à disque essieu AR / + ET-disco de freno
3) for 3 bore wheel rim / per cerchione a 3 fori / pour jante à 3 trous / para Liantas de 3 taladros
4) for 4 bore wheel rim / per cerchione a 4 fori / pour jante à 4 trous / para Liantas de 4 taladros
5) f.3 bore wheel rim/-sensorring / p.cerchione a 3 fori/- sensore / p.jant.à 3 trous/- secours ABS / Liant.3 tala./-anillo sens.ABS
6) + cast iron / + ghisa / + fonte grise / + fundición de gris

									
PEUGEOT 107 (05-14)									
	1.0 1.4 HDi	50 40		06.05 06.05	05.14 05.14		24.0220-0046.1	480193	200/201 x 44
	1.0 1.4 HDi	50 40		06.05 06.05	05.14 05.14		03.0520-4117.3	694117	17,46/200x32 TopKit BOS
PEUGEOT 108 (14-)									
	1.0 68 VTi 1.2 82 VTi	51 60		05.14 05.14			13.0460-3829.2	603829	23959 17,0 /Zub/S BOS
	1.0 68 VTi 1.2 82 VTi	51 60		05.14 05.14			24.0120-0180.1	420180	247 20,0 18,0 V +S +B
	1.0 68 VTi 1.2 82 VTi	51 60		05.14 05.14			03.0137-0466.2 03.0137-9287.2	650466 669287	200 x 32 HEB BOS Bremsbacken-Zubehör BOS
	1.0 68 VTi 1.2 82 VTi	51 60		05.14 05.14			24.0220-0046.1	480193	200/201 x 44
PEUGEOT 205 (91-98)									
	1.0 1.1 1.4 1.6 1.7 D 1.9 D	33 44 47		09.90 09.90 09.90 09.90 03.94 09.90	09.98 09.98 09.98 09.98 09.98 09.98		13.0460-3911.2 13.0460-2956.2 13.0460-0060.2 13.0460-0402.2	603911 602956 610060 610402	20905 18,0 +/WK BDX 20989 17,7 +/WK LUC Belagsatz-Zubehör LUC Belagsatz-Zubehör BDX
	1.1 i 1.4 i 1.6 i 1.9 GTI/CTI 1.7 TD	44 55 66 75 57		09.90 09.90 09.90 09.90 09.90	09.98 09.98 09.98 07.94 09.98		13.0460-3911.2 13.0460-2956.2 13.0460-0060.2 13.0460-0404.2	603911 602956 610060 610404	20905 18,0 +/WK BDX 20989 17,7 +/WK LUC Belagsatz-Zubehör LUC Belagsatz-Zubehör BDX
	1.9 GTI 1.9 GTI	88 94		09.90 09.90	10.94 09.98		13.0460-7058.2 13.0460-3911.2 13.0460-0402.2	607058 603911 610402	21430 17,3 +/WK ATE 20905 18,0 +/WK BDX Belagsatz-Zubehör BDX
	1.9 GTI 1.9 GTI	88 94		09.90 09.90	10.94 09.98		13.0460-7058.2 13.0460-2955.2	607058 602955	21430 17,3 +/WK ATE 20772 18,0 +/WK/S LUC
	1.0 1.1 1.1 i 1.4 1.7 D 1.7 TD 1.9 D	33 44 44 57 47		09.90 09.90 09.90 09.90 09.90 09.90	09.98 09.98 09.98 09.98 09.98 09.98		24.0110-0187.1	410187	247 10,0 9,0 +S +B
	1.1 i 1.4 i 1.6 1.6 i 1.9 GTI/CTI	44 55 66 75		09.90 09.90 09.90 09.90	09.98 09.98 09.98 07.94		24.0120-0131.1	420131	247 20,4 18,5 V
	1.7 TD 1.9 GTI 1.9 GTI	57 88 94		01.91 09.90 09.90	09.98 10.94 09.98		24.0120-0132.1 24.0320-0132.1	420132 520132	247 20,4 18,5 V +S +B 247 20,4 18,5 V +S +B PD
	1.9 GTI 1.9 GTI	88 94		09.90 09.90	10.94 09.98		13.0460-3954.2 13.0460-0435.2	603954 610435	20973 11,0 + BDX Belagsatz-Zubehör BDX
	1.9 GTI 1.9 GTI	88 94		09.90 09.90	10.94 09.98		24.0108-0105.1	408105	248 8,0 6,5
	1.0 1.1 1.1 i 1.4 1.4 i 1.6 1.6 i 1.7 TD 1.9 D Lim.	33 44 55 66 57 47		09.90 09.90 09.90 09.90 09.90 09.90 09.90 09.90	09.98 09.98 09.98 09.98 09.98 09.98 09.98 09.98		03.0137-0196.2 03.0137-0197.2 03.0137-9055.2 03.0137-9175.2	650196 650197 669055 669175	180 x 32 AUT BDX 180 x 32 HEB LUC Bremsbacken-Zubehör BDX Bremsbacken-Zubehör LUC
	1.7 D 1.7 TD 1.9 D Kombi 1.9 GTI/CTI	44 57 47 75		03.94 09.90 09.90 09.90	09.98 09.98 + ABS 09.98 07.94		03.0137-0201.2 03.0137-9056.2	650201 669056	180 x 41 HEB LUC Bremsbacken-Zubehör LUC
	1.0 1.1 1.1 i 1.4 1.4 i 1.6 1.6 i 1.7 TD 1.9 D Lim.	33 44 55 66 57 47		09.90 09.90 09.90 09.90 09.90 09.90 09.90	09.98 09.98 09.98 09.98 09.98 09.98 09.98		24.0218-0014.1	480009	180/181 x 43 - Lager
	1.7 D 1.7 TD 1.9 D Kombi 1.9 GTI/CTI	44 57 47 75		03.94 09.90 09.90 09.90	09.98 09.98 + ABS 09.98 07.94		24.0218-0015.1	480010	180/181 x 53,5 - Lager

PEUGEOT 205 (91-98)		KW		231		i		Atc		?		i		Key	
	1.0	33		09.90	09.98			03.0520-0619.3	690619					19,05/180x32 TopKit	BDX
	1.1			09.90	09.98			03.0520-0419.3	690419					19,05/180x32 TopKit	LUC
	1.1 i	44		09.90	09.98										
	1.4			09.90	12.97										
	1.4 i	55		09.90	09.98										
	1.6			09.90	09.98										
	1.6 i	66		09.90	09.98										
	1.7 TD	57		09.90	09.98		- ABS								
	1.9 D Lim.	47		09.90	09.98										
	1.9 GTI/CTI	75		09.90	07.94			03.0520-0919.3	690919					19,05/180x41 TopKit	LUC
	1.7 D	44		03.94	09.98			03.0520-3120.3	693120					20,64/180x41 TopKit	LUC
	1.9 D Kombi	47		09.90	09.98										
	1.7 TD	57		09.90	09.98		+ ABS	03.0520-0919.3	690919					19,05/180x41 TopKit	LUC
PEUGEOT 206 Limousine (98-09)															
	1.1			09.98	02.09			13.0460-3975.2	603975					23597 18,0 +/-S	BOS
	1.4	55		09.98	02.09										
	1.4 HDi	50		09.01	02.09										
	1.4 HDi	51		09.02	02.07										
	1.4 Roland Garros	55		09.98	02.09		- ABS								
	1.4 HDi eco 70	50		09.08	02.09										
	1.6	65		09.98	12.00		- ABS								
	1.9 D	51		09.98	02.09		- ABS								
	1.6 16V	80	ORGA 09078	12.00				13.0460-3978.2	603978					23332 18,0 +/-Zub/S	BOS
	2.0 HDi	66	ORGA 09078	12.99											
	2.0 S16	99		04.99	10.00										
	2.0 S16	100	ORGA 09078	10.00											
	1.4 16V	65		10.03	02.09			13.0460-3994.2	603994					23599 19,0 /Zub/S	BOS
	1.6 16V	80	ORGA 09079		02.09			13.0470-3994.2	LD3994					23599 19,0 /Zub/S	BOS
	1.6 HDi 110	80		05.04	02.09			13.0460-0454.2	610454					Belagsatz-Zubehör	BOS
	2.0 HDi	66	ORGA 09079		02.09										
	2.0 S16	100	ORGA 09079		02.09										
	1.6 16V	80	ORGA 10950		02.09			13.0460-2862.2	602862					23346 19,0 /WE/S	LUC
	2.0 HDi	66	ORGA 10892		02.09										
	2.0 RC	130		07.03	02.09			13.0460-3966.2	603966					23600 19,4 /Zub/S	BOS
								13.0470-3966.2	LD3966					23600 19,4 /Zub/S	BOS
	1.1			09.98	02.09		- belüftete Scheiben ¹⁾	24.0113-0185.1	413185					248 13,0 11,0 +S +B	
	1.4	55		09.98	02.09		- ROL GAR								
	1.4 HDi	50		09.01	02.09										
	1.4 HDi	51		09.02	02.07										
	1.4 HDi eco 70	50		09.08	02.09										
	1.1		ORGA 08988	09.98			-	24.0110-0187.1	410187			- ABS		247 10,0 9,0 +S +B	
	1.1		ORGA 08989				-	24.0113-0185.1	413185			- ABS		248 13,0 11,0 +S +B	
	1.1		ORGA 09975					24.0120-0132.1	420132					247 20,4 18,5 V +S +B	
	1.4 HDi	50		09.01	02.09		+ belüftete Scheiben ²⁾	24.0320-0132.1	520132					247 20,4 18,5 V +S +B PD	
	1.4 HDi	51		09.02	02.07										
	1.4 Roland Garros	55		09.98	02.09										
	1.4 HDi eco 70	50		09.08	02.09										
	1.6	65		09.98	12.00										
	1.9 D	51		09.98	02.09										
	1.6 16V	80	ORGA 09078	12.00				24.0120-0133.1	420133					266 20,5 18,5 V +S +B	
	2.0 HDi	66	ORGA 09078	12.99				24.0320-0133.1	520133					266 20,5 18,5 V +S +B PD	
	2.0 S16	99		04.99	10.00										
	2.0 S16	100	ORGA 09078	10.00											
	1.4 16V	65		10.03	02.09			24.0122-0194.1	422194					266 22,0 20,0 V +S +B	
	1.6 16V	80	ORGA 09079		02.09										
	1.6 HDi 110	80		05.04	02.09										
	2.0 HDi	66	ORGA 09079		02.09										
	2.0 S16	100	ORGA 09079		02.09										
	2.0 RC	130		07.03	02.09			24.0126-0120.1	426120					283 26,0 24,0 V +S +B	
								24.0326-0120.1	526120					283 26,0 24,0 V +S +B PD	
	1.1		ORGA 09456	09.98				24.0713-1115.3	360035	2				Radsensor L=815	
	1.4	55	ORGA 09456	09.98											
	1.4 HDi	50	ORGA 09456	09.01											
	1.4 HDi	51	ORGA 09456	09.02											
	1.6	65		09.98	12.00										
	1.6 16V	80	ORGA 09456	12.00											
	1.9 D	51	ORGA 09456	09.98											
	2.0 HDi	66	ORGA 09456	12.99											
	2.0 S16	99	ORGA 09456	04.99											
	1.1		ORGA 09457					24.0711-6205.3	360229	2				Radsensor L=815	
	1.4	55	ORGA 09457												
	1.4 16V	65		10.03	02.09										
	1.4 HDi	50	ORGA 09457		02.09										
	1.4 HDi	51	ORGA 09457		02.09										
	1.4 HDi eco 70	50		09.08	02.09										
	1.6 16V	80	ORGA 09457		02.09										
	1.6 HDi 110	80		05.04	02.09										
	2.0 HDi	66	ORGA 09457		02.09										
	2.0 RC	130		07.03	02.09										
	2.0 S16	100	ORGA 09457		02.09										

1) - ventilated discs / - dischi ventilati / - disques ventilés / - disco ventilado
2) + ventilated discs / + dischi ventilati / + disques ventilés / + disco ventilado



PEUGEOT 206 Limousine (98-09)

	1.4 16V 1.6 16V 1.6 HDi 110 2.0 RC 2.0 S16 2.0 S16	65 80 80 130 99 100		10.03 12.00 05.04 07.03 04.99 10.00	02.09 02.09 02.09 02.09 10.00 02.09	13.0460-3823.2 13.0460-0435.2	603823 610435		20974 11,0 Belagsatz-Zubehör	BDX BDX
	1.4 16V 1.6 16V 1.6 HDi 110 2.0 RC 2.0 S16 2.0 S16	65 80 80 130 99 100		10.03 12.00 05.04 07.03 04.99 10.00	02.09 02.09 02.09 02.09 10.00 02.09	24.0108-0106.1	408106		247 8,0 6,0 +S +B	
	1.1 1.4 1.4 HDi 1.4 HDi 1.6 1.6 16V 1.9 D 2.0 HDi 2.0 S16 2.0 S16	55 50 51 65 80 51 66 99 100	ORGA 09456 ORGA 09456 ORGA 09456 ORGA 09456 ORGA 09456 ORGA 09456 ORGA 09456 ORGA 09456 ORGA 09456	09.98 10.98 09.01 09.02 10.98 12.00 10.98 12.00 12.99 04.99 10.00		24.0741-1116.3	360043	2	Radsensor L=826	
	1.1 1.4 1.4 HDi 1.4 HDi 1.4 HDi eco 70 2.0 HDi	55 50 51 50 66	ORGA 09457 ORGA 09457 ORGA 09457 ORGA 09457 ORGA 09457		02.09 02.09 02.09 02.09 02.09	24.0711-5136.3	360109	2	+ Trommelbremse ¹⁾	Radsensor L=846
	1.4 16V 1.6 16V 1.6 HDi 110 2.0 RC 2.0 S16	65 80 80 130 100	ORGA 09457 ORGA 09457	10.03 05.04 07.03	02.09 02.09 02.09	24.0711-5135.3	360108	2	+ Scheibenbremse ²⁾	Radsensor L=846
	1.1 1.4 1.4 HDi 1.4 HDi 1.4 HDi eco 70 1.6 1.9 D	55 50 51 50 65 51		09.98 09.98 09.01 09.02 09.08 09.98 09.98	02.09 02.09 02.09 02.07 02.09 12.00 02.09	03.0137-0354.2 03.0137-9088.2	650354 669088		180 x 32 HEB Bremsbacken-Zubehör	BDX BDX
	1.1 1.4 1.4 HDi 1.4 HDi 1.6 1.9 D 2.0 HDi	55 50 51 65 51 66	ORGA 09456 ORGA 09456 ORGA 09456 ORGA 09456 ORGA 09456 ORGA 09456	09.98 09.98 09.01 09.02 09.98 09.98 12.99	+ ABS + ABS + ABS + ABS + ABS + ABS	03.0137-0312.2 03.0137-9158.2	650312 669158		203 x 38 HEB Bremsbacken-Zubehör	LUC LUC
	1.1 1.4 1.4 16V 1.4 HDi 1.4 HDi 1.4 HDi eco 70 1.6 16V 1.9 D 2.0 HDi	55 65 50 51 50 80 51 66	ORGA 09457 ORGA 09457 ORGA 09457 ORGA 09457 ORGA 09457 ORGA 09457	10.03 02.09 02.07 02.09 12.00 02.09 02.09	+ ABS + ABS + ABS + ABS + ABS	03.0137-0446.2 03.0137-9278.2	650446 669278		203 x 39 Bremsbacken-Zubehör	LUC LUC
	1.1 1.4 1.4 HDi 1.4 HDi 1.4 HDi eco 70 1.6 1.9 D	55 50 51 50 65 51		09.98 09.98 09.01 09.02 09.08 09.98 09.98	- ABS - ABS - ABS - ABS - ABS - ABS	24.0218-0020.1 24.0218-0720.2	480074 480205		180/181 x 46 - Lager 180/181 x 46 + Lager	
	1.1 1.4 1.4 16V 1.4 HDi 1.4 HDi 1.6 1.6 16V 1.9 D 2.0 HDi	55 65 50 51 65 80 51 66	ORGA 10254 ORGA 10254 ORGA 10254 ORGA 10254	09.98 09.98 10.03 09.01 09.02 09.98 12.00 09.98 12.99	+ ABS + ABS + ABS + ABS + ABS	24.0220-3013.1	480089		203/204,4 x 46,5	
	1.1 1.4 1.4 HDi 1.4 HDi 1.4 HDi eco 70	55 50 51 50	ORGA 10255 ORGA 10255 ORGA 10255 ORGA 10255		02.09 02.09 02.09 02.09	24.0220-3029.1 24.0220-3729.2	480179 480217	ohne Sensorring ³⁾ mit Sensorring ⁴⁾	203/204,5 x 42 - Lager 203/204,5 x 42 + Lager	
	1.1 1.4 1.4 HDi 1.4 HDi 1.4 HDi eco 70 1.6 1.9 D	55 50 51 50 65 51		09.98 09.98 09.01 09.02 09.08 09.98 09.98	- ABS - ABS - ABS - ABS - ABS/ + Schaltgetriebe ⁶⁾ - ABS	03.0520-4819.3	694819	- integriertem Regler ⁵⁾	19,05/180x32 TopKit	BDX
	1.1			09.98	- ABS	03.0520-6520.3	696520		20,64/180x32 TopKit	BDX

¹⁾ + drum brake / + freno a tamburo / + freins à tambour / + tambores de freno

²⁾ + disc brake / + disco freno / + disques de frein / + disco de freno

³⁾ without sensor ring / senza sensori / sans secours ABS / sin anillo sensor ABS

⁴⁾ with sensor ring / con sensori / avec secours ABS / con anillo sensor ABS

⁵⁾ - built-in corrector / - regolatore incorporato / - correcteur intégré / - regulador integrado

⁶⁾ - ABS/ + manual transmission / - ABS/+ scatola camb. velocità / - ABS/ + transmission mécanique / - ABS/ + cambio de velocidad



PEUGEOT 206 Limousine (98-09)

	1.4	55		09.98	02.09	- ABS	03.0520-6520.3	696520			20,64/180x32 TopKit	BDX
	1.4 HDi	50		09.01	02.09	- ABS						
	1.4 HDi	51		09.02	02.09	- ABS						
	1.4 HDi eco 70	50		09.08	02.09	- ABS						
	1.6	65		09.98	12.00	- ABS/ + Schaltgetriebe 1)						
	1.1		ORGA 09456	09.98		+ ABS	03.0520-6420.3	696420			20,64/203x39 TopKit	LUC
	1.4	55	ORGA 09456	09.98		+ ABS						
	1.4 HDi	50	ORGA 09456	09.01		+ ABS						
	1.4 HDi	51	ORGA 09456	09.02		+ ABS						
	1.6	65		09.98	12.00	+ ABS						
	1.9 D	51	ORGA 09456	09.98		+ ABS						
	2.0 HDi	66	ORGA 09456	12.99								
	1.1		ORGA 09457		02.09	+ ABS	03.0520-7720.3	697720			20,64/203x39 TopKit	LUC
	1.4	55	ORGA 09457		02.09	+ ABS						
	1.4 16V	65		10.03	02.09	+ ABS						
	1.4 HDi	50	ORGA 09457		02.09	+ ABS						
	1.4 HDi	51	ORGA 09457		02.09	+ ABS						
	1.4 HDi eco 70	50		09.08	02.09	+ ABS						
	1.6 16V	80		12.00	02.09							
	1.9 D	51	ORGA 09457		02.09	+ ABS						
	2.0 HDi	66	ORGA 09457		02.09							

PEUGEOT 206 CC (00-07)

	1.6 16V	80	ORGA 09078	09.00			13.0460-3978.2	603978			23332 18,0 +/Zub/S	BOS
	2.0 16V	100	ORGA 09078	09.00								
	1.6 16V	80	ORGA 09079				13.0460-3994.2	603994			23599 19,0 /Zub/S	BOS
	1.6 HDi 110	80		04.05	01.07		13.0470-3994.2	LD3994			23599 19,0 /Zub/S	BOS
	2.0 16V	100	ORGA 09079		01.07		13.0460-0454.2	610454			Belagsatz-Zubehör	BOS
	1.6 16V	80	ORGA 10950		01.07		13.0460-2862.2	602862			23346 19,0 /WE/S	LUC
	1.6 16V	80	ORGA 09078	09.00			24.0120-0133.1	420133			266 20,5 18,5 V +S +B	
	2.0 16V	100	ORGA 09078	09.00			24.0320-0133.1	520133			266 20,5 18,5 V +S +B PD	
	1.6 16V	80	ORGA 09079		01.07		24.0122-0194.1	422194			266 22,0 20,0 V +S +B	
	1.6 HDi 110	80		04.05	01.07							
	2.0 16V	100	ORGA 09079		01.07							
	1.6 16V	80	ORGA 09456	09.00			24.0713-1115.3	360035	2		Radsensor L=815	
	2.0 16V	100	ORGA 09456	09.00								
	1.6 16V	80	ORGA 09457		01.07		24.0711-6205.3	360229	2		Radsensor L=815	
	1.6 HDi 110	80		04.05	01.07							
	2.0 16V	100		09.02	01.07							
	1.6 16V	80		09.00	01.07		13.0460-3823.2	603823			20974 11,0	BDX
	1.6 HDi 110	80		04.05	01.07		13.0460-0435.2	610435			Belagsatz-Zubehör	BDX
	2.0 16V	100		09.00	01.07							
	1.6 16V	80		09.00	01.07		24.0108-0106.1	408106			247 8,0 6,0 +S +B	
	1.6 HDi 110	80		04.05	01.07							
	2.0 16V	100		09.00	01.07							
	1.6 16V	80	ORGA 09456	09.00			24.0741-1116.3	360043	2		Radsensor L=826	
	2.0 16V	100	ORGA 09456	09.00								
	1.6 16V	80	ORGA 09457		01.07		24.0711-5135.3	360108	2		Radsensor L=846	
	1.6 HDi 110	80		04.05	01.07							
	2.0 16V	100	ORGA 09457		01.07							

PEUGEOT 206 SW (02-07)

	1.1	44		07.02	05.07		13.0460-3975.2	603975			23597 18,0 +/S	BOS
	1.4	55		07.02	05.07							
	1.4 HDi	50		07.02	05.07							
	1.4 16V	65		10.03	05.07		13.0460-3994.2	603994			23599 19,0 /Zub/S	BOS
	1.6 16V	80	ORGA 10808	07.02			13.0470-3994.2	LD3994			23599 19,0 /Zub/S	BOS
	1.6 HDi 110	80		05.04	05.07		13.0460-0454.2	610454			Belagsatz-Zubehör	BOS
	2.0 HDi	66	ORGA 10808	07.02								
	2.0 S16	100		07.02	05.07							
	1.6 16V	80	ORGA 10809		05.07		13.0460-2862.2	602862			23346 19,0 /WE/S	LUC
	2.0 HDi	66	ORGA 10809		05.07							
	1.1	44		07.02	05.07		24.0113-0185.1	413185			248 13,0 11,0 +S +B	
	1.4	55		07.02	05.07	- belüftete Scheiben 2)						
	1.4 HDi	50		07.02	05.07	- belüftete Scheiben 2)						
	1.4	55		07.02	05.07	+ belüftete Scheiben 3)	24.0120-0132.1	420132			247 20,4 18,5 V +S +B	
	1.4 HDi	50		07.02	05.07	+ belüftete Scheiben 3)						
	1.4 16V	65		10.03	05.07		24.0122-0194.1	422194			266 22,0 20,0 V +S +B	
	1.6 16V	80		07.02	05.07							
	1.6 HDi 110	80		05.04	05.07							
	2.0 HDi	66		07.02	05.07							
	2.0 S16	100		07.02	05.07							
	1.1	44	ORGA 09456	07.02			24.0713-1115.3	360035	2		Radsensor L=815	
	1.4	55	ORGA 09456	07.02								
	1.4 HDi	50	ORGA 09456	07.02								
	1.6 16V	80	ORGA 09456	07.02								
	2.0 HDi	66	ORGA 09456	07.02								
	2.0 S16	100	ORGA 09456	07.02								
	1.1	44	ORGA 09457		05.07		24.0711-6205.3	360229	2		Radsensor L=815	
	1.4	55	ORGA 09457		05.07							
	1.4 16V	65		10.03	05.07							
	1.4 HDi	50	ORGA 09457		05.07							
	1.6 16V	80	ORGA 09457		05.07							
	1.6 HDi 110	80		05.04	05.07							

1) - ABS/ + manual transmission / - ABS/+ scatola camb.velocità / - ABS/ + transmission mécanique / - ABS/ + cambio de velocidad

2) - ventilated discs / - dischi ventilati / - disques ventilés / - disco ventilado

3) + ventilated discs / + dischi ventilati / + disques ventilés / + disco ventilado





PEUGEOT 206 SW (02-07)

	2.0 HDi 2.0 S16	66 ORGA 09457 100 ORGA 09457		05.07 05.07		24.0711-6205.3	360229	2		Radsensor L=815
	1.4 16V 1.6 16V 1.6 HDi 110 2.0 S16	65 80 80 100		10.03 07.02 05.04 07.02	05.07 05.07 05.07 05.07	13.0460-3823.2 13.0460-0435.2	603823 610435			20974 11,0 Belagsatz-Zubehör BDX BDX
	1.4 16V 1.6 16V 1.6 HDi 110 2.0 S16	65 80 80 100		10.03 07.02 05.04 07.02	05.07 05.07 05.07 05.07	24.0108-0106.1	408106			247 8,0 6,0 +S +B
	1.1 1.4 1.4 HDi 1.6 16V 2.0 HDi 2.0 S16	44 55 50 80 66 100	ORGA 09456 ORGA 09456 ORGA 09456 ORGA 09456 ORGA 09456 ORGA 09456	07.02 07.02 07.02 07.02 07.02 07.02		24.0741-1116.3	360043	2		Radsensor L=826
	1.1 1.4 1.4 16V 1.4 HDi 2.0 HDi	44 ORGA 09457 55 ORGA 09457 65 50 ORGA 09457 66 ORGA 09457			05.07 05.07 10.03 05.07 05.07	24.0711-5136.3	360109	2		Radsensor L=846
	1.6 16V 1.6 HDi 110 2.0 S16	80 ORGA 09457 80 100 ORGA 09457		05.04	05.07 05.07 05.07	24.0711-5135.3	360108	2		Radsensor L=846
	1.1 1.4 1.4 HDi 2.0 HDi	44 55 50 66	ORGA 09456 ORGA 09456 ORGA 09456 ORGA 09456	07.02 07.02 07.02 07.02		03.0137-0312.2 03.0137-9158.2	650312 669158			203 x 38 HEB Bremsbacken-Zubehör LUC LUC
	1.1 1.4 1.4 HDi 2.0 HDi	44 ORGA 09457 55 ORGA 09457 50 ORGA 09457 66 ORGA 09457			05.07 05.07 05.07 05.07	03.0137-0446.2 03.0137-9278.2	650446 669278			203 x 39 Bremsbacken-Zubehör LUC LUC
	1.1 1.4 1.4 HDi 2.0 HDi	44 55 50 66	ORGA 10254 ORGA 10254 ORGA 10254 ORGA 10254	07.02 07.02 07.02 07.02		24.0220-3013.1	480089			203/204,4 x 46,5
	1.1 1.4 1.4 HDi 2.0 HDi	44 ORGA 10255 55 ORGA 10255 50 ORGA 10255 66 ORGA 10255			05.07 05.07 05.07 05.07	24.0220-3029.1 24.0220-3729.2	480179 480217		ohne Sensorring ¹⁾ mit Sensorring ²⁾	203/204,5 x 42 - Lager 203/204,5 x 42 + Lager
	1.1 1.4 1.4 HDi 2.0 HDi	44 55 50 66	ORGA 09456 ORGA 09456 ORGA 09456 ORGA 09456	07.02 07.02 07.02 07.02		03.0520-6420.3	696420			20,64/203x39 TopKit LUC
	1.1 1.4 1.4 HDi 2.0 HDi	44 ORGA 09457 55 ORGA 09457 50 ORGA 09457 66 ORGA 09457			05.07 05.07 05.07 05.07	03.0520-7720.3	697720			20,64/203x39 TopKit LUC

PEUGEOT 206 PLUS (09-13)

	1.1 1.4 HDi eco 70 1.4 i 1.4 i 1.6 16V	44 50 54 55 80		01.09 01.09 09.10 01.09 07.10	05.13 + ⊕ 05.13 + ⊕ 05.13 + ⊕ 05.13 + ⊕ 05.13	13.0460-3975.2	603975			23597 18,0 +/-S BOS
	1.1 1.4 HDi eco 70 1.4 i 1.4 i	44 50 54 55		01.09 01.09 09.10 01.09	05.13 + ⊕ 05.13 + ⊕ 05.13 + ⊕ 05.13 + ⊕	24.0120-0132.1 24.0320-0132.1	420132 520132			247 20,4 18,5 V +S +B 247 20,4 18,5 V +S +B PD
	1.1 1.4 HDi eco 70 1.4 i 1.4 i 1.6 16V	44 50 54 55 80		01.09 01.09 09.10 01.09 07.10	05.13 - ⊖ 05.13 - ⊖ 05.13 - ⊖ 05.13 - ⊖ 05.13	24.0113-0185.1	413185			248 13,0 11,0 +S +B
	1.1 1.4 HDi eco 70 1.4 i 1.4 i 1.6 16V	44 50 54 55 80		01.09 01.09 09.10 01.09 07.10	05.13 05.13 05.13 05.13 05.13	24.0122-0194.1	422194			266 22,0 20,0 V +S +B
	1.1 1.4 HDi eco 70 1.4 i 1.4 i 1.6 16V	44 50 54 55 80		01.09 01.09 09.10 01.09 07.10	05.13 05.13 05.13 05.13 05.13	24.0711-6205.3	360229	2		Radsensor L=815
	1.1 1.4 HDi eco 70 1.4 i 1.4 i 1.6 16V	44 50 54 55 80		01.09 01.09 09.10 01.09 07.10	05.13 05.13 05.13 05.13 05.13	24.0711-5136.3	360109	2		Radsensor L=846
	1.1 1.4 HDi eco 70 1.4 i 1.4 i 1.6 16V	44 50 54 55 80		01.09 01.09 09.10 01.09 07.10	05.13 + ABS/ + Elektronische Bremslastverteilung ³⁾ 05.13 + ABS/ + Elektronische Bremslastverteilung ³⁾ 05.13 + ABS/ + Elektronische Bremslastverteilung ³⁾ 05.13 + ABS/ + Elektronische Bremslastverteilung ³⁾ 05.13 + ABS/ + Elektronische Bremslastverteilung ³⁾	03.0137-0446.2 03.0137-9278.2	650446 669278			203 x 39 Bremsbacken-Zubehör LUC LUC
	1.1 1.4 HDi eco 70 1.4 i	44 50 54		01.09 01.09 09.10	05.13 - ABS 05.13 - ABS 05.13 - ABS	03.0137-0354.2 03.0137-9088.2	650354 669088			180 x 32 HEB Bremsbacken-Zubehör BDX BDX

¹⁾ without sensor ring / senza sensori / sans secours ABS / sin anillo sensor ABS

²⁾ with sensor ring / con sensori / avec secours ABS / con anillo sensor ABS

³⁾ + ABS/+ electr.br.forc.electr.distrib. / + ABS/+ ripartiz.eletr.di frenata / + ABS/+ répartition élect.de freinage / + ABS/+ distrib.electr.la carga frenado































PEUGEOT 206 PLUS (09-13)											
	1.4 i 1.6 16V	55 80		01.09 07.10	05.13 05.13	- ABS - ABS	03.0137-0354.2 03.0137-9088.2	650354 669088		180 x 32 HEB Bremsbacken-Zubehör	BDX BDX
	1.1 1.4 HDi eco 70 1.4 i 1.4 i 1.6 16V	44 50 54 55 80		01.09 01.09 09.10 01.09 07.10	05.13 05.13 05.13 05.13 05.13	+ ABS/ + Elektronische Bremslastverteilung ¹⁾ + ABS/ + Elektronische Bremslastverteilung ¹⁾ + ABS/ + Elektronische Bremslastverteilung ¹⁾ + ABS/ + Elektronische Bremslastverteilung ¹⁾ + ABS/ + Elektronische Bremslastverteilung ¹⁾	24.0220-3029.1 24.0220-3729.2	480179 480217		203/204,5 x 42 - Lager 203/204,5 x 42 + Lager	
	1.1 1.4 HDi eco 70 1.4 i 1.4 i 1.6 16V	44 50 54 55 80		01.09 01.09 09.10 01.09 07.10	05.13 05.13 05.13 05.13 05.13	+ ABS + ABS + ABS + ABS + ABS	24.0220-3013.1	480089		203/204,4 x 46,5	
	1.1 1.4 HDi eco 70 1.4 i 1.4 i 1.6 16V	44 50 54 55 80		01.09 01.09 09.10 01.09 07.10	05.13 05.13 05.13 05.13 05.13	- ABS - ABS - ABS - ABS - ABS	24.0218-0720.2 24.0218-0020.1	480205 480074		180/181 x 46 + Lager 180/181 x 46 - Lager	
	1.1 1.4 HDi eco 70 1.4 i 1.4 i 1.6 16V	44 50 54 55 80		01.09 01.09 09.10 01.09 07.10	05.13 05.13 05.13 05.13 05.13	+ ABS/ + Elektronische Bremslastverteilung ¹⁾ + ABS/ + Elektronische Bremslastverteilung ¹⁾ + ABS/ + Elektronische Bremslastverteilung ¹⁾ + ABS/ + Elektronische Bremslastverteilung ¹⁾ + ABS/ + Elektronische Bremslastverteilung ¹⁾	03.0520-7720.3	697720		20,64/203x39 TopKit	LUC

PEUGEOT 207 Limousine (06-12)											
	1.4 1.4 1.4 16V 1.4 HDi 1.6 HDi 1.6 HDi 1.6 16V RC	53 55 65 50 66 68 128		02.06 09.07 02.06 02.06 11.09 10.06	06.12 06.12 06.12 06.12 06.12 06.12		13.0460-3994.2 13.0470-3994.2	603994 LD3994		23599 19,0 /Zub/S 23599 19,0 /Zub/S	BOS BOS
	1.4 1.4 1.4 16V 1.4 HDi 1.6 HDi 1.6 HDi 1.6 16V RC	53 55 65 50 66 68 128		02.06 09.07 02.06 02.06 11.09 10.06	06.12 06.12 06.12 06.12 06.12 06.12		13.0460-7202.2 13.0470-7202.2	607202 LD7202		23589 19,1 + 23589 19,1 +	ATE ATE
	1.4 16V VTI 1.6 16V 1.6 16V Turbo 1.6 16V Turbo 1.6 16V VTI 1.6 HDi 1.6 HDi 1.6 HDi 110	70 80 110 115 88 66 80 82		08.07 02.06 02.06 01.10 02.07 02.06 02.06 08.09	06.12 06.12 06.12 06.12 06.12 06.12 06.12 06.12		13.0460-3966.2 13.0470-3966.2	603966 LD3966		23600 19,4 /Zub/S 23600 19,4 /Zub/S	BOS BOS
	1.4 1.4 1.4 16V 1.4 HDi 1.6 HDi 1.6 HDi 1.6 16V RC	53 55 65 50 66 68 128		02.06 09.07 02.06 02.06 11.09 10.06	06.12 06.12 06.12 06.12 06.12 06.12		24.0122-0194.1	422194		266 22,0 20,0 V +S +B	
	1.4 16V VTI 1.6 16V 1.6 16V Turbo 1.6 16V Turbo 1.6 16V VTI 1.6 HDi 1.6 HDi 1.6 HDi 110	70 80 110 115 88 66 80 82		08.07 02.06 02.06 01.10 10.06 02.06 02.06 08.09	06.12 06.12 06.12 06.12 06.12 06.12 06.12 06.12		24.0126-0120.1 24.0326-0120.1	426120 526120		283 26,0 24,0 V +S +B 283 26,0 24,0 V +S +B PD	
	1.4 1.4 1.4 16V 1.4 16V VTI 1.4 HDi 1.6 16V 1.6 16V RC 1.6 16V Turbo 1.6 16V Turbo 1.6 16V VTI 1.6 HDi 1.6 HDi 1.6 HDi 1.6 HDi 110	53 55 65 70 50 80 128 110 115 88 66 68 80 82		02.06 09.07 02.06 08.07 02.06 02.06 10.06 02.06 10.09 10.06 02.06 11.09 02.06 08.09	06.12 06.12 06.12 06.12 06.12 06.12 06.12 06.12 06.12 06.12 06.12 06.12 06.12 06.12		24.0711-5256.3	360320	2	Radsensor L=1029	
	1.6 16V 1.6 16V Turbo 1.6 16V Turbo 1.6 16V VTI 1.6 HDi 1.6 HDi 1.6 HDi 110	80 110 115 88 66 80 82	ORGA 11634 ORGA 11634 ORGA 11634 ORGA 11634 ORGA 11634 ORGA 11634 ORGA 11634	02.06 02.06 10.09 10.06 02.06 02.06 08.09			13.0460-3813.2 13.0470-3813.2 13.0460-3851.2	603813 LD3813 603851		24150 17,6 /S 24150 17,6 /Zub/S 24150 17,6 /Zub	BOS BOS BOS
	1.6 16V RC 1.6 16V 1.6 16V RC 1.6 16V Turbo 1.6 16V Turbo 1.6 16V VTI 1.6 HDi 1.6 HDi	128 80 128 110 115 88 66 80	ORGA 11627 ORGA 11635 ORGA 11628 ORGA 11635 ORGA 11635 ORGA 11635 ORGA 11635 ORGA 11635	02.07 06.12 06.12 06.12 06.12 06.12 06.12 06.12			13.0460-3851.2 13.0460-2740.2 13.0470-2740.2	603851 602740 LD2740		24150 17,6 /Zub 23554 17,2 /Zub/S 23554 17,2 /Zub/S	BOS LUC LUC





















¹⁾ + ABS/+ electr.br.forc distribution / + ABS/+ ripartiz.eletr.di frenata / + ABS/+ répartition électr.de freinage / + ABS/+ distrib.electr.la carga frenado

²⁾ + brake disc diameter 266 mm / + disco fr.diam. 266mm / + disques fr.diam. 266mm / + disco fr.diam. 266mm

³⁾ + brake disc diameter 283 mm / + disco fr.diam. 283mm / + disques fr.diam. 283mm / + disco fr.diam. 283mm

											
PEUGEOT 207 Limousine (06-12)											
	1.6 HDi 110	82	ORGA 11635		06.12		13.0460-2740.2 13.0470-2740.2	602740 LD2740		23554 17,2 /Zub/S 23554 17,2 /Zub/S	LUC LUC
	1.6 16V 1.6 16V RC 1.6 16V Turbo 1.6 16V Turbo 1.6 16V VTi 1.6 HDi 1.6 HDi 1.6 HDi 110	80 128 110 115 88 66 80 82			02.06 06.12 10.06 06.12 02.06 06.12 10.09 06.12 10.06 06.12 02.06 06.12 02.06 06.12 08.09 06.12		24.0109-0100.2	409100	mit Lager/ mit Sensorring ¹⁾	249 9,0 7,0 +B	
	1.4 1.4 1.4 16V 1.4 16V VTi 1.4 HDi 1.6 HDi 1.6 HDi	53 55 65 70 50 66 68			02.06 06.12 09.07 06.12 02.06 06.12 08.07 06.12 02.06 06.12 02.06 06.12 11.09 06.12		03.0137-0491.2 03.0137-9228.2	650491 669228		228 x 42 HEB Bremsbacken-Zubehör	BOS
	1.4 1.4 1.4 16V 1.4 16V VTi 1.4 HDi 1.6 HDi 1.6 HDi	53 55 65 70 50 66 68			02.06 06.12 + ABS 09.07 06.12 + ABS 02.06 06.12 08.07 06.12 02.06 06.12 + ABS 02.06 06.12 11.09 06.12		03.0520-9420.3	699420		20,64/228x42 TopKit	BOS
PEUGEOT 207 CC (07-)											
	1.6 16V 1.6 16V Turbo 1.6 16V Turbo 1.6 HDi 1.6 HDi	88 110 115 80 82			02.07 02.07 10.09 02.07 08.09		13.0460-3966.2 13.0470-3966.2	603966 LD3966		23600 19,4 /Zub/S 23600 19,4 /Zub/S	BOS BOS
	1.6 16V 1.6 16V Turbo 1.6 16V Turbo 1.6 HDi 1.6 HDi	88 110 115 80 82			02.07 02.07 10.09 02.07 08.09		24.0126-0120.1 24.0326-0120.1	426120 526120		283 26,0 24,0 V +S +B 283 26,0 24,0 V +S +B PD	
	1.6 16V 1.6 16V Turbo 1.6 16V Turbo 1.6 HDi 1.6 HDi	88 110 115 80 82			02.07 02.07 10.09 02.07 08.09		24.0711-5256.3	360320	2 	Radsensor L=1029	
	1.6 16V 1.6 16V Turbo 1.6 16V Turbo 1.6 HDi	88 110 115 80	ORGA 1164182 ORGA 1163482 ORGA 1163482 ORGA 1163482		02.07 02.07 10.09 02.07		13.0460-3851.2	603851		24150 17,6 /Zub	BOS
	1.6 16V 1.6 16V Turbo 1.6 16V Turbo 1.6 HDi 1.6 HDi	88 110 115 80 82	ORGA 1164282 ORGA 1163582 ORGA 1163582 ORGA 1163582				13.0460-2740.2 13.0470-2740.2	602740 LD2740		23554 17,2 /Zub/S 23554 17,2 /Zub/S	LUC LUC
	1.6 16V 1.6 16V Turbo 1.6 16V Turbo 1.6 HDi 1.6 HDi	88 110 115 80 82			02.07 02.07 10.09 02.07 08.09		24.0109-0100.2	409100	mit Lager/ mit Sensorring ¹⁾	249 9,0 7,0 +B	
PEUGEOT 207 SW (07-13)											
	1.4 i 1.4 i 16V 1.6 16V Turbo 1.6 HDi 1.6 HDi 1.6 HDi FAP 110 1.6 HDi FAP 90 1.6 i 16V 1.6 16V RC	54 70 110 68 82 80 66 88 128			06.07 07.13 06.07 07.13 02.07 07.13 11.09 07.13 08.09 07.13 06.07 07.13 06.07 07.13 06.07 07.13 11.07 07.13		13.0460-3994.2 13.0470-3994.2	603994 LD3994		23599 19,0 /Zub/S 23599 19,0 /Zub/S 23600 19,4 /Zub/S 23600 19,4 /Zub/S	BOS BOS BOS BOS
	1.4 i 1.4 i 16V 1.6 16V Turbo 1.6 HDi 1.6 HDi 1.6 HDi FAP 110 1.6 HDi FAP 90 1.6 i 16V 1.6 16V RC	54 70 110 68 82 80 66 88 128			06.07 07.13 06.07 07.13 02.07 07.13 11.09 07.13 08.09 07.13 06.07 07.13 06.07 07.13 06.07 07.13 11.07 07.13		24.0122-0194.1	422194		266 22,0 20,0 V +S +B	
	1.4 i 1.4 i 16V 1.6 16V RC 1.6 16V Turbo 1.6 HDi 1.6 HDi 1.6 HDi FAP 110	54 70 128 110 68 82 80			06.07 07.13 06.07 07.13 11.07 07.13 02.07 07.13 11.09 07.13 08.09 07.13 06.07 07.13		13.0460-7202.2 13.0470-7202.2	607202 LD7202		23589 19,1 + 23589 19,1 +	ATE ATE
	1.4 i 1.4 i 16V 1.6 16V RC 1.6 16V Turbo 1.6 HDi 1.6 HDi 1.6 HDi FAP 110	54 70 128 110 68 82 80			06.07 07.13 06.07 07.13 11.07 07.13 02.07 07.13 11.09 07.13 08.09 07.13 06.07 07.13		24.0126-0140.1	426140		302 26,0 24,0 V +S +B	
	1.4 i 1.4 i 16V 1.6 16V RC 1.6 16V Turbo 1.6 HDi 1.6 HDi 1.6 HDi FAP 110	54 70 128 110 68 82 80			06.07 07.13 06.07 07.13 11.07 07.13 02.07 07.13 11.09 07.13 08.09 07.13 06.07 07.13		24.0711-5256.3	360320	2 	Radsensor L=1029	




















¹⁾ with bearing/ with sensor ring / con supporto/+ anell.sens.ABS / avec palier de secours ABS / con apoyo/+ anillo sensor ABS

									
PEUGEOT 207 SW (07-13)									
	1.6 HDi FAP 90 1.6 i 16V	66 88		06.07 06.07	07.13 07.13		24.0711-5256.3 360320	2 	Radsensor L=1029
	1.6 16V RC 1.6 16V Turbo 1.6 HDi 1.6 HDi FAP 110 1.6 HDi FAP 90 1.6 i 16V	128 110 82 80 66 88	ORGA 11627 ORGA 11627 ORGA 11631 ORGA 11634 ORGA 11634 ORGA 11627	11.07 02.07 08.09 06.07 06.07 06.07			13.0460-3851.2 603851		24150 17,6 /Zub BOS
	1.6 16V RC 1.6 16V Turbo 1.6 HDi 1.6 HDi 1.6 HDi FAP 110 1.6 HDi FAP 90 1.6 i 16V	128 110 68 82 80 66 88	ORGA 11628 ORGA 11628 ORGA 11631 ORGA 11635 ORGA 11634 ORGA 11628		07.13 07.13 11.09 07.13 07.13 07.13 07.13		13.0460-2740.2 13.0470-2740.2	602740 LD2740	23554 17,2 /Zub/S 23554 17,2 /Zub/S LUC
	1.6 16V RC 1.6 16V Turbo 1.6 HDi 1.6 HDi 1.6 HDi FAP 110 1.6 HDi FAP 90 1.6 i 16V	128 110 68 82 80 66 88		06.07 02.07 11.09 08.09 06.07 06.07 06.07	07.13 07.13 07.13 07.13 07.13 07.13 07.13		24.0109-0100.2 409100	mit Lager/ mit Sensorring ¹⁾	249 9,0 7,0 +B
	1.4 i 1.4 i 16V 1.6 HDi 1.6 HDi FAP 90	54 70 68 66		06.07 06.07 11.09 06.07	07.13 07.13 07.13 07.13		03.0137-0491.2 03.0137-9228.2	650491 669228	228 x 42 HEB Bremsbacken-Zubehör BOS
	1.4 i 1.4 i 16V 1.6 HDi 1.6 HDi FAP 90	54 70 68 66		06.07 06.07 11.09 06.07	07.13 07.13 07.13 07.13		03.0520-9420.3 699420	+ ABS	20,64/228x42 TopKit BOS
PEUGEOT 208 (12-)									
	1.0 VTi 1.2 THP 1.2 VTi 1.4 HDi 1.4 VTi 1.6 BlueHDi 100 1.6 BlueHDi 120 1.6 e-HDi 1.6 e-HDi 1.6 HDi 1.6 THP 1.6 THP 163 1.6 VTi	50 81 60 70 70 73 88 68 84 55 115 120 88		01.12 01.13 01.12 01.12 01.12 01.15 11.13 01.12 01.12 01.13 01.12 03.15 01.12	+ Bremsscheibendurchm. 266 mm ²⁾ + Bremsscheibendurchm. 266 mm ²⁾ + Bremsscheibendurchm. 266 mm ²⁾ + Bremsscheibendurchm. 266 mm ²⁾ + Bremsscheibendurchm. 266 mm ²⁾ + Bremsscheibendurchm. 266 mm ²⁾ + Bremsscheibendurchm. 266 mm ²⁾ + Bremsscheibendurchm. 266 mm ²⁾ + Bremsscheibendurchm. 266 mm ²⁾ + Bremsscheibendurchm. 266 mm ²⁾ + Bremsscheibendurchm. 266 mm ²⁾ + Bremsscheibendurchm. 266 mm ²⁾ + Bremsscheibendurchm. 266 mm ²⁾		13.0460-3994.2 13.0470-3994.2	603994 LD3994	23599 19,0 /Zub/S 23599 19,0 /Zub/S BOS
	1.0 VTi 1.2 THP 1.2 VTi 1.4 HDi 1.4 VTi 1.6 BlueHDi 100 1.6 BlueHDi 120 1.6 e-HDi 1.6 e-HDi 1.6 HDi 1.6 THP 1.6 THP 163 1.6 VTi	50 81 60 70 70 73 88 68 84 55 115 120 88		01.12 01.13 01.12 01.12 01.12 01.15 11.13 01.12 01.12 01.13 01.12 03.15 01.12	+ Bremsscheibendurchm. 302 mm ³⁾ + Bremsscheibendurchm. 302 mm ³⁾ + Bremsscheibendurchm. 302 mm ³⁾ + Bremsscheibendurchm. 302 mm ³⁾ + Bremsscheibendurchm. 302 mm ³⁾ + Bremsscheibendurchm. 302 mm ³⁾ + Bremsscheibendurchm. 302 mm ³⁾ + Bremsscheibendurchm. 302 mm ³⁾ + Bremsscheibendurchm. 302 mm ³⁾ + Bremsscheibendurchm. 302 mm ³⁾ + Bremsscheibendurchm. 302 mm ³⁾ + Bremsscheibendurchm. 302 mm ³⁾ + Bremsscheibendurchm. 302 mm ³⁾		13.0460-7202.2 13.0470-7202.2	607202 LD7202	23589 19,1 + 23589 19,1 + ATE
	1.0 VTi 1.2 THP 1.2 VTi 1.4 HDi 1.4 VTi 1.6 BlueHDi 100 1.6 BlueHDi 120 1.6 e-HDi 1.6 e-HDi 1.6 HDi 1.6 THP 1.6 THP 163 1.6 VTi	50 81 60 50 70 73 88 68 84 55 115 120 88		01.12 01.13 01.12 01.12 01.12 01.15 11.13 01.12 01.12 01.13 01.12 03.15 01.12			24.0122-0194.1 422194		266 22,0 20,0 V +S +B
	1.0 VTi 1.2 THP 1.2 VTi 1.4 HDi 1.4 VTi 1.6 BlueHDi 100 1.6 BlueHDi 120 1.6 e-HDi 1.6 e-HDi 1.6 GTi 1.6 HDi 1.6 THP 1.6 THP 163 1.6 VTi	50 81 60 50 70 73 88 68 84 147 55 115 120 88		01.12 01.13 01.12 01.12 01.12 01.15 11.13 01.12 01.12 03.13 01.13 01.12 03.15 01.12			24.0126-0159.1 426159		302 26,0 24,0 V +S +B






¹⁾ with bearing/ with sensor ring / con supporto/+ anell.sens.ABS / avec palier de secours ABS / con apoyo/+ anillo sensor ABS














²⁾ + brake disc diameter 266 mm / + disco fr.diam. 266mm / + disques fr.diam. 266mm / + disco fr.diam. 266mm

³⁾ + brake disc diameter 302 mm / + disco fr.diam. 302mm / + disques fr.diam. 302mm / + disco fr.diam. 302mm

								
PEUGEOT 208 (12-)								
	1.0 VTi	50	01.12		24.0711-5256.3	360320	2 	Radsensor L=1029
	1.2 THP	81	01.13					
	1.2 VTi	60	01.12					
	1.4 HDi	50	01.12					
	1.4 VTi	70	01.12					
	1.6 BlueHDi 100	73	01.15					
	1.6 BlueHDi 120	88	11.13					
	1.6 e-HDi	68	01.12					
	1.6 e-HDi	84	01.12					
	1.6 GTi	147	03.13					
	1.6 GTi 30th	153	10.14					
	1.6 HDi	55	01.13					
	1.6 THP	115	01.12					
	1.6 THP 163	120	03.15					
	1.6 VTi	88	01.12					
	1.0 VTi	50	01.12		13.0460-2740.2	602740		23554 17,2 /Zub/S LUC
	1.2 THP	81	01.13		13.0470-2740.2	LD2740		23554 17,2 /Zub/S LUC
	1.2 VTi	60	01.12					
	1.4 HDi	50	01.12					
	1.4 VTi	70	01.12					
	1.6 BlueHDi 100	73	01.15					
	1.6 BlueHDi 120	88	11.13					
	1.6 e-HDi	68	01.12					
	1.6 e-HDi	84	01.12					
	1.6 GTi	147	03.13					
	1.6 GTi 30th	153	10.14					
	1.6 HDi	55	01.13					
	1.6 THP	115	01.12					
	1.6 THP 163	120	03.15					
	1.6 VTi	88	01.12					
	1.0 VTi	50	01.12		24.0109-0100.2	409100		249 9,0 7,0 +B
	1.2 THP	81	01.13					
	1.2 VTi	60	01.12					
	1.4 HDi	50	01.12					
	1.4 VTi	70	01.12					
	1.6 BlueHDi 100	73	01.15					
	1.6 BlueHDi 120	88	11.13					
	1.6 e-HDi	68	01.12					
	1.6 e-HDi	84	01.12					
	1.6 GTi	147	03.13					
	1.6 GTi 30th	153	10.14					
	1.6 HDi	55	01.13					
	1.6 THP	115	01.12					
	1.6 THP 163	120	03.15					
	1.6 VTi	88	01.12					
	1.0 VTi	50	01.12		03.0137-0504.2	650504		203 x 39 HEB BOS
	1.2 THP	81	01.13		03.0137-9281.2	669281		Bremsbacken-Zubehör
	1.2 VTi	60	01.12					
	1.4 HDi	50	01.12					
	1.4 VTi	70	01.12					
	1.6 BlueHDi 100	73	01.15					
	1.6 BlueHDi 120	88	11.13					
	1.6 e-HDi	68	01.12					
	1.6 e-HDi	84	01.12					
	1.6 HDi	55	01.13					
	1.6 THP	115	01.12					
	1.6 THP 163	120	03.15					
	1.6 VTi	88	01.12					
	1.0 VTi	50	01.12		03.0520-9720.3	699720		20,64/203x39 TopKit BOS
	1.2 THP	81	01.13					
	1.2 VTi	60	01.12					
	1.4 HDi	50	01.12					
	1.4 VTi	70	01.12					
	1.6 BlueHDi 100	73	01.15					
	1.6 BlueHDi 120	88	11.13					
	1.6 e-HDi	68	01.12					
	1.6 e-HDi	84	01.12					
	1.6 HDi	55	01.13					
	1.6 THP	115	01.12					
	1.6 THP 163	120	03.15					
	1.6 VTi	88	01.12					
PEUGEOT 301 (12-)								
	1.2 VTi 72	53	11.12		13.0460-3994.2	603994	+ belüftete Scheiben ¹⁾	23599 19,0 /Zub/S BOS
	1.6 BlueHDi 100	73	04.14		13.0470-3994.2	LD3994	+ belüftete Scheiben ¹⁾	23599 19,0 /Zub/S BOS
	1.6 HDi 92	68	11.12					
	1.6 VTi 115	85	11.12					
	1.2 VTi 72	53	11.12		24.0113-0184.1	413184		266 13,0 11,0 +S +B
	1.6 BlueHDi 100	73	04.14		24.0122-0194.1	422194		266 22,0 20,0 V +S +B
	1.6 HDi 92	68	11.12					
	1.6 VTi 115	85	11.12					
	1.2 VTi 72	53	11.12		24.0711-5256.3	360320	2 	Radsensor L=1029
	1.6 BlueHDi 100	73	04.14					
	1.6 HDi 92	68	11.12					
	1.6 VTi 115	85	11.12					

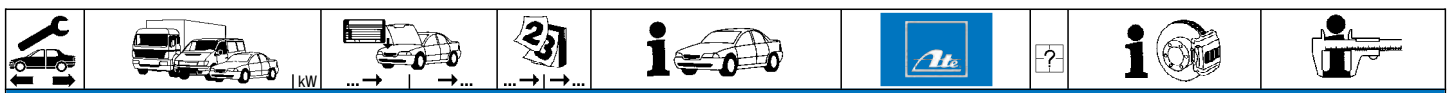
¹⁾ + ventilated discs / + dischi ventilati / + disques ventilés / + disco ventilado

PEUGEOT 301 (12-)		KW		
	1.2 VTI 72	53		11.12				03.0137-0504.2	650504		+ ABS		203 x 39 HEB	BOS					
	1.6 BlueHdi 100	73		04.14															
	1.6 HDi 92	68		11.12															
	1.6 VTI 115	85		11.12															
	1.2 VTI 72	53		11.12				03.0520-9720.3	699720		+ ABS		20,64/203x39 TopKit	BOS					
	1.6 BlueHdi 100	73		04.14															
	1.6 HDi 92	68		11.12															
	1.6 VTI 115	85		11.12															
PEUGEOT 306 Limousine (3/5-türig) (93-01)																			
	1.1	44		03.94	04.97	- ABS		13.0460-3952.2	603952				20905 18,0 +/WK	BDX					
	1.4	55		03.93	04.97	- ABS		13.0460-0403.2	610403				Belagsatz-Zubehör	BDX					
	1.4	55		05.97	05.01	- ABS		13.0460-3975.2	603975				23597 18,0 +/S	BOS					
	1.1	44		03.94	04.97	+ ABS		13.0460-7058.2	607058				21430 17,3 +/WK	ATE					
	1.4	55	ORGA 08575	03.93	03.93	+ ABS/ - Entreprise		13.0460-7088.2	607088				21827 17,3 +	ATE					
	1.4 Entreprise	55		03.93	05.01														
	1.6	65	ORGA 08575	03.93															
	1.6	65		05.00	10.00	- ABS													
	1.6	72		10.00	05.01	- ABS													
	1.8	74	ORGA 08575	03.93															
	1.8	74	ORGA 08576		05.01	- ABS													
	1.8 D	43		03.93	05.01														
	1.9 D	47		05.93	05.01														
	1.9 D	50		06.94	05.01														
	1.9 D	51	ORGA 08575	09.98															
	1.9 D	51	ORGA 08576		05.01	- ABS													
	1.9 D	55		03.98	05.01														
	1.9 D Entreprise			09.98	10.00	+ ABS													
	1.9 TD	66		10.93	05.01														
	1.4	55	ORGA 08576		05.01	+ ABS		13.0460-3978.2	603978				23332 18,0 +/Zub/S	BOS					
	1.6	65	ORGA 08576		10.00	+ ABS		13.0460-2829.2	602829				23124 19,0 +/WK/S	LUC					
	1.6	72		10.00	05.01	+ ABS													
	1.8	74	ORGA 08576		05.01	+ ABS													
	1.8 16V	81		03.97	05.01														
	1.9 D	51		05.00	05.01	+ ABS/ - Entreprise													
	1.9 D Entreprise			10.00	05.01	+ ABS													
	2.0	89		05.97	05.01														
	2.0 16V			03.97	05.01														
	2.0 HDi	66		06.99	05.01														
	2.0 S16	110		05.97	05.01														
	2.0 S16	112		05.97	05.01														
	2.0	89		03.94	04.97			13.0460-2869.2	602869				23169 19,4 /WK/S	LUC					
	2.0 16V			03.97	04.97														
	2.0 S16	110		03.94	04.97			13.0460-2817.2	602817				21674 19,0 +/WK/S	LUC					
	2.0 S16	112		07.94	04.97														
	2.0 S16	120		03.96	05.01														
	1.1	44		03.94	04.97	- ABS		24.0110-0187.1	410187				247 10,0 9,0 +S +B						
	1.4	55		03.93	04.97	- ABS													
	1.4	55		05.97	05.01	- ABS		24.0113-0185.1	413185				248 13,0 11,0 +S +B						
	1.1	44		03.94	04.97	+ ABS		24.0120-0132.1	420132				247 20,4 18,5 V +S +B						
	1.4	55	ORGA 08575	03.93	03.93	+ ABS/ - Entreprise		24.0320-0132.1	520132				247 20,4 18,5 V +S +B PD						
	1.4 Entreprise	55		03.93	05.01														
	1.6	65	ORGA 08575	03.93															
	1.6	65	ORGA 08576		10.00	- ABS													
	1.6	72		10.00	05.01	- ABS													
	1.8	74	ORGA 08575	03.93															
	1.8	74	ORGA 08576		05.01	- ABS													
	1.8 D	43		03.93	05.01														
	1.9 D	47		05.93	05.01														
	1.9 D	50		06.94	05.01														
	1.9 D	51	ORGA 08575	09.98															
	1.9 D	51	ORGA 08576		05.01	- ABS													
	1.9 D	51		09.98	10.00	+ ABS													
	1.9 D	55		03.98	05.01														
	1.9 TD	66		10.93	05.01														
	1.4	55	ORGA 08576		05.01	+ ABS		24.0120-0133.1	420133				266 20,5 18,5 V +S +B						
	1.6	65	ORGA 08576		10.00	+ ABS		24.0320-0133.1	520133				266 20,5 18,5 V +S +B PD						
	1.6	72		10.00	05.01	+ ABS													
	1.8	74	ORGA 08576		05.01	+ ABS													
	1.8 16V	81		03.97	05.01														
	1.9 D	51	ORGA 08576		05.01	+ ABS/ - Entreprise													
	1.9 D Entreprise			10.00	05.01	+ ABS													
	2.0	89		03.94	05.01														
	2.0 16V			03.97	05.01														
	2.0 HDi	66		06.99	05.01														
	2.0 S16	110		05.97	05.01														
	2.0 S16	112		05.97	05.01														
	2.0 S16	110		03.94	04.97			24.0122-0142.1	422142				283 22,0 20,0 V L +B						
	2.0 S16	112		07.94	04.97														
	2.0 S16	120		03.96	05.01														
	1.8 16V	81		03.97	05.01			13.0460-3823.2	603823				20974 11,0	BDX					
	2.0	89		03.94	05.01			13.0460-0435.2	610435				Belagsatz-Zubehör	BDX					
	2.0 16V			03.97	05.01														
	2.0 HDi	66		06.99	05.01														
	2.0 S16	110		03.94	05.01														

											
PEUGEOT 306 Limousine (3/5-türig) (93-01)											
	2.0 S16 2.0 S16	112 120		07.94 03.96	05.01 05.01	13.0460-3823.2 13.0460-0435.2	603823 610435	20974 11,0 Belagsatz-Zubehör	BDX BDX		
	1.8 16V 2.0 2.0 16V 2.0 HDi 2.0 S16 2.0 S16 2.0 S16	81 89 66 110 112 120		03.97 03.94 03.97 06.99 03.94 07.94 03.96	05.01 05.01 05.01 05.01 05.01 05.01 05.01	24.0108-0106.1	408106	247 8,0 6,0 +S +B			
	1.1 1.4 1.4 1.4 1.6 1.6 1.8 1.8 D 1.8 D 1.9 D 1.9 D 1.9 D 1.9 TD	44 55 55 55 65 72 74 43 43 43 43 66 66		03.94 03.93 05.97 03.93 10.00 10.00 03.93 03.93 05.97 05.93 05.97 10.93	04.97 04.97 05.01 10.00 05.01 05.01 04.97 05.01 05.01 04.97 05.01 05.01	- ABS - ABS/-verst.Fahrw./+ 5 türig ¹⁾ - ABS - ABS - ABS - ABS - ABS/-verst.Fahrw./+ 5 türig ¹⁾ - ABS - ABS/-verst.Fahrw./+ 5 türig ¹⁾ - ABS - ABS/-verst.Fahrw./+ 5 türig ¹⁾	03.0137-0261.2 03.0137-0197.2 03.0137-9086.2 03.0137-9175.2	650261 650197 669086 669175	180 x 32 180 x 32 HEB Bremsbacken-Zubehör Bremsbacken-Zubehör	BDX LUC BDX LUC	
	1.1 1.4 1.4 1.4 Entreprise 1.8 D 1.8 D 1.8 D Entreprise 1.9 D 1.9 D 1.9 D Entreprise 1.9 TD 1.9 TD	44 55 55 55 43 43 43 43 66 66		03.94 03.93 03.93 05.97 03.93 03.93 05.97 05.93 05.97 10.93	04.97 04.97 04.97 05.01 04.97 04.97 05.01 04.97 05.01 05.01	+ ABS - ABS/+ verst.Fahrw./+ 3 türig ²⁾ + ABS/ - verstärktes Fahrwerk ³⁾ - ABS/+ verst.Fahrw./+ 3 türig ²⁾ + ABS/ - verstärktes Fahrwerk ³⁾ - ABS/+ verst.Fahrw./+ 3 türig ²⁾ + ABS/ - verstärktes Fahrwerk ³⁾ - ABS/+ verst.Fahrw./+ 3 türig ²⁾ + ABS/ - verstärktes Fahrwerk ³⁾	03.0137-0370.2 03.0137-9228.2	650370 669228	229 x 42 HEB Bremsbacken-Zubehör	BDX BDX	
	1.1 1.4 1.6 1.8 1.8 D 1.9 D 1.9 TD	44 55 65 74 43 43 66		03.94 03.93 03.93 03.93 05.93 10.93	08.95 08.95 08.95 08.95 08.95 08.95	+ ABS + ABS + ABS + ABS + ABS + ABS	03.0137-0197.2 03.0137-9175.2	650197 669175	180 x 32 HEB Bremsbacken-Zubehör	LUC LUC	
	1.1 1.4 1.6 1.6 1.8 1.8 D 1.9 D 1.9 D 1.9 TD	44 55 65 72 74 43 43 66		09.95 09.95 09.95 10.00 09.95 09.95 09.95	04.97 05.01 10.00 05.01 05.01 05.01 05.01	+ ABS + ABS + ABS + ABS + ABS + ABS + ABS	03.0137-0312.2 03.0137-9158.2	650312 669158	203 x 38 HEB Bremsbacken-Zubehör	LUC LUC	
	1.1 1.4 1.4 1.4 1.6 1.6 1.8 1.8 D 1.8 D 1.9 D 1.9 D 1.9 TD	44 55 55 55 65 72 74 43 43 43 66		03.94 03.93 05.97 03.93 10.00 03.93 03.93 05.97 05.93 05.97 10.93	04.97 04.97 05.01 10.00 05.01 04.97 05.01 04.97 05.01 05.01 05.01	- ABS - ABS/-verst.Fahrw./+ 5 türig ¹⁾ - ABS - ABS - ABS - ABS - ABS/-verst.Fahrw./+ 5 türig ¹⁾ - ABS - ABS/-verst.Fahrw./+ 5 türig ¹⁾ - ABS - ABS/-verst.Fahrw./+ 5 türig ¹⁾	24.0218-0016.1 24.0218-0716.2	480011 480203	180/181 x 44,5 - Lager 180/181 x 44,5 + Lager		
	1.1 1.4 1.4 1.4 Entreprise 1.8 D 1.8 D 1.8 D Entreprise 1.9 D 1.9 D 1.9 D Entreprise 1.9 TD 1.9 TD	44 55 55 55 43 43 43 43 66 66		03.94 03.93 03.93 05.97 03.93 03.93 05.97 05.93 05.97 10.93	04.97 04.97 04.97 05.01 04.97 04.97 05.01 04.97 05.01 05.01	+ ABS - ABS/+ verst.Fahrw./+ 3 türig ²⁾ + ABS/ - verstärktes Fahrwerk ³⁾ - ABS/+ verst.Fahrw./+ 3 türig ²⁾ + ABS/ - verstärktes Fahrwerk ³⁾ - ABS/+ verst.Fahrw./+ 3 türig ²⁾ + ABS/ - verstärktes Fahrwerk ³⁾ - ABS/+ verst.Fahrw./+ 3 türig ²⁾ + ABS/ - verstärktes Fahrwerk ³⁾	24.0222-8017.1	480071	für BENDIX-System ⁴⁾	229/230 x 50,5	
	1.1 1.4 1.6 1.8 1.8 D 1.9 D 1.9 TD	44 55 65 74 43 43 66		03.94 03.93 03.93 03.93 05.93 10.93	08.95 08.95 08.95 08.95 08.95 08.95	+ ABS + ABS + ABS + ABS + ABS + ABS	24.0218-0016.1 24.0218-0716.2	480011 480203	für LUCAS-System ⁵⁾ für LUCAS-System ⁵⁾	180/181 x 44,5 - Lager 180/181 x 44,5 + Lager	
	1.1 1.4 1.6 1.6 1.8 1.8 D 1.9 D 1.9 TD	44 55 65 72 74 43 43 66		09.95 09.95 09.95 10.00 09.95 09.95 09.95	04.97 05.01 10.00 05.01 05.01 05.01 05.01	+ ABS + ABS + ABS + ABS + ABS + ABS + ABS	24.0220-3014.1	480090	203/204,4 x 46,5		

¹⁾ - ABS/- reinforced susp./+ 5 door / - ABS/- sospens.rinforzata/+ 5 porte / - ABS/- châssis renforcé/+ 5 portes / - ABS/- suspens.reforzada/+ 5 puertas
²⁾ - ABS/+ reinforced susp./+ 3 door / - ABS/+ sospens.rinforzata/ + 3 porte / - ABS/+ châssis renforcé/+ 3 portes / - ABS/+ suspensión reforzada/+ 3 puertas
³⁾ + ABS/ - reinforced suspension / + ABS/ - sospensione rinforzata / + ABS/ - châssis renforcé / + ABS/ - suspensión reforzada
⁴⁾ for BENDIX system / per sistema BENDIX / pour système BENDIX / para sistema BENDIX
⁵⁾ for LUCAS system / per sistema LUCAS / pour système LUCAS / para sistema LUCAS





















PEUGEOT 306 Limousine (3/5-türig) (93-01)

	1.1	44		03.94	04.97	- ABS	03.0520-2620.3	692620			20,64/180x32 TopKit	BDX
	1.4	55		03.93	04.97	- ABS/-verst.Fahrw./+ 5 türig ¹⁾	03.0520-2520.3	692520			20,64/180x32 TopKit	LUC
	1.4	55		05.97	05.01	- ABS						
	1.6	65		03.93	10.00	- ABS						
	1.6	72		10.00	05.01	- ABS						
	1.8	74		03.93	05.01	- ABS						
	1.8 D	43		03.93	04.97	- ABS/-verst.Fahrw./+ 5 türig ¹⁾						
	1.8 D	43		05.97	05.01	- ABS						
	1.9 D			05.93	04.97	- ABS/-verst.Fahrw./+ 5 türig ¹⁾						
	1.9 D			05.97	05.01	- ABS						
	1.9 TD	66		10.93	05.01	- ABS/-verst.Fahrw./+ 5 türig ¹⁾						
	1.1	44		03.94	04.97		03.0520-3220.3	693220		+ ABS	20,64/229x42 TopKit	BDX
	1.4	55		03.93	04.97	+ verstärktes Fahrw./+ 3 türig ²⁾						
	1.4	55		03.93	04.97	- verstärktes Fahrwerk ³⁾						
	1.4 Entreprise	55		05.97	05.01							
	1.8 D	43		03.93	04.97	+ verstärktes Fahrw./+ 3 türig ²⁾						
	1.8 D	43		03.93	04.97	- verstärktes Fahrwerk ³⁾						
	1.8 D Entreprise	43		05.97	05.01							
	1.9 D			05.93	04.97	+ verstärktes Fahrw./+ 3 türig ²⁾						
	1.9 D			05.93	04.97	- verstärktes Fahrwerk ³⁾						
	1.9 D Entreprise			05.97	05.01							
	1.9 TD			10.93	05.01	+ verstärktes Fahrw./+ 3 türig ²⁾						
	1.9 TD	66		10.93	05.01	- verstärktes Fahrwerk ³⁾						
	1.1	44		ORGA 08729	09.95	+ ABS	03.0520-5720.3	695720		+ GG ⁴⁾	20,64/203x39 TopKit	LUC
	1.4	55		ORGA 08729	09.95	+ ABS						
	1.6	65		ORGA 08729	09.95	+ ABS						
	1.8	74		ORGA 08729	09.95	+ ABS						
	1.8 D	43		ORGA 08729	09.95	+ ABS						
	1.9 D			ORGA 08729	09.95	+ ABS						
	1.9 TD	66		ORGA 08729	09.95	+ ABS						
	1.4	55	ORGA 08730		05.01	+ ABS	03.0520-6420.3	696420			20,64/203x39 TopKit	LUC
	1.6	72	ORGA 08730		05.01	+ ABS						
	1.8	74	ORGA 08730		05.01	+ ABS						
	1.8 D	43	ORGA 08730		05.01	+ ABS						
	1.9 D		ORGA 08730		05.01	+ ABS						
	1.9 TD	66	ORGA 08730		05.01	+ ABS						





















PEUGEOT 306 Limousine (4-türig) (94-01)

	1.4	55		10.94	04.97	- ABS	13.0460-3952.2	603952			20905 18,0 +/-WK	BDX
	1.4	55		05.97	05.01	- ABS	13.0460-0403.2	610403			Belagsatz-Zubehör	BDX
	1.4	55				+ ABS	13.0460-3975.2	603975			23597 18,0 +/-S	BOS
	1.6	65	ORGA 08575	10.94		+ ABS	13.0460-7058.2	607058			21430 17,3 +/-WK	ATE
	1.6	65	ORGA 08576	10.00	10.00	- ABS	13.0460-7088.2	607088			21827 17,3 +	ATE
	1.6	72		10.00	05.01	- ABS						
	1.8	74		04.94		- ABS						
	1.8	74	ORGA 08576		05.01	- ABS						
	1.9 D	47		10.94	05.01	- ABS						
	1.9 D	50		10.94	05.01	- ABS						
	1.9 D	51	ORGA 08575	09.98		- ABS						
	1.9 D	51	ORGA 08576		05.01	- ABS						
	1.9 D	55		03.98	05.01	- ABS						
	1.9 TD	66		10.94	05.01	- ABS						
	1.4	55	ORGA 08576		05.01	+ ABS	13.0460-3978.2	603978			23332 18,0 +/-Zub/S	BOS
	1.6	65	ORGA 08576		10.00	+ ABS	13.0460-2829.2	602829			23124 19,0 +/-WK/S	LUC
	1.6	72		10.00	05.01	+ ABS						
	1.8	74	ORGA 08576		05.01	+ ABS						
	1.8 16V	81		03.97	05.01	+ ABS						
	1.9 D	51	ORGA 08576		05.01	+ ABS						
	2.0	89		05.97	05.01	- ABS						
	2.0 16V	97		03.97	05.01	- ABS						
	2.0 HDi	66		06.99	05.01	- ABS						
	2.0 S16	110		05.97	05.01	- ABS						
	2.0 S16	112		05.97	05.01	- ABS						
	2.0	89		04.94	04.97	- ABS	13.0460-2869.2	602869			23169 19,4 +/-WK/S	LUC
	2.0 S16	110		04.94	04.97	- ABS						
	2.0 S16	112		07.94	04.97	- ABS						
	1.4	55		10.94	04.97	- ABS	24.0110-0187.1	410187			247 10,0 9,0 +S +B	
	1.4	55		05.97	05.01	- ABS	24.0113-0185.1	413185			248 13,0 11,0 +S +B	
	1.4	55	ORGA 08575	10.94		+ ABS	24.0120-0132.1	420132			247 20,4 18,5 V +S +B	
	1.6	65		10.94	05.00	+ ABS	24.0320-0132.1	520132			247 20,4 18,5 V +S +B PD	
	1.6	65	ORGA 08576		10.00	- ABS						
	1.6	72		10.00	05.01	- ABS						
	1.8	74		04.94		- ABS						
	1.8	74	ORGA 08576		05.01	- ABS						
	1.9 D	47		10.94	05.01	- ABS						
	1.9 D	50		10.94	05.01	- ABS						
	1.9 D	51	ORGA 08575	09.98		- ABS						
	1.9 D	51	ORGA 08576		05.01	- ABS						
	1.9 D	55		03.98	05.01	- ABS						
	1.9 TD	66		10.94	05.01	- ABS						
	1.4	55		05.00	05.01	+ ABS	24.0120-0133.1	420133			266 20,5 18,5 V +S +B	
	1.6	65		05.00	10.00	+ ABS	24.0320-0133.1	520133			266 20,5 18,5 V +S +B PD	
	1.6	72		10.00	05.01	+ ABS						
	1.8	74		05.00	05.01	+ ABS						

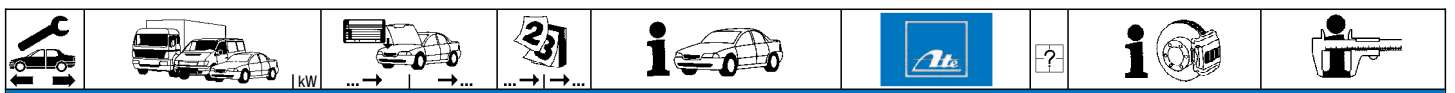
1) - ABS/- reinforced susp./+ 5 door / - ABS/- sospens.rinforzata/+ 5 porte / - ABS/- châssis renforcé/+ 5 portes / - ABS/- suspens.reforzada/+ 5 puertas
2) + reinforced suspension/+ 3 door / + sospensione rinforzata/ + 3 porte / + châssis renforcé/ + 3 portes / + suspensión reforzada/ + 3 puertas
3) - reinforced suspension / - sospensione rinforzata / - châssis renforcé / - suspensión reforzada
4) + cast iron / + ghisa / + fonte grise / + fundición de gris

									
PEUGEOT 306 Limousine (4-türig) (94-01)									
	1.8 16V	81		03.97	05.01		24.0120-0133.1	420133	266 20,5 18,5 V +S +B 266 20,5 18,5 V +S +B PD
	1.9 D	51		05.00	05.01	+ ABS	24.0320-0133.1	520133	
	2.0	89		04.94	05.01				
	2.0 16V	97		03.97	05.01				
	2.0 HDi	66		06.99	05.01				
	2.0 S16	110		05.97	05.01				
2.0 S16	112		05.97	05.01					
	2.0 S16	110		06.94	04.97		24.0122-0142.1	422142	283 22,0 20,0 V L +B
	2.0 S16	112		07.94	04.97				
	1.8 16V	81		03.97	05.01		13.0460-3823.2	603823	20974 11,0 BDX Belagsatz-Zubehör BDX
	2.0	89		04.94	05.01		13.0460-0435.2	610435	
	2.0 16V	97		03.97	05.01				
	2.0 HDi	66		06.99	05.01				
	2.0 S16	110		06.94	05.01				
	2.0 S16	112		07.94	05.01				
	1.8 16V	81		03.97	05.01		24.0108-0106.1	408106	247 8,0 6,0 +S +B
	2.0	89		04.94	05.01				
	2.0 16V	97		03.97	05.01				
	2.0 HDi	66		06.99	05.01				
	2.0 S16	110		06.94	05.01				
	2.0 S16	112		07.94	05.01				
	1.4	55		10.94	05.01	- ABS	03.0137-0261.2	650261	180 x 32 BDX 180 x 32 HEB LUC Bremsbacken-Zubehör BDX Bremsbacken-Zubehör LUC
	1.6	65		10.94	10.00	- ABS	03.0137-0197.2	650197	
	1.6	72		10.00	05.01	- ABS	03.0137-9086.2	669086	
	1.8	74		04.94	05.01	- ABS	03.0137-9175.2	669175	
	1.9 D	74		10.94	05.01	- ABS			
	1.9 TD	66		10.94	08.95	- ABS			
	1.4	55		10.94	05.01	+ ABS	03.0137-0370.2	650370	229 x 42 HEB BDX Bremsbacken-Zubehör BDX
	1.6	65		10.94	10.00	+ ABS	03.0137-9228.2	669228	
	1.8	74		04.94	05.01	+ ABS			
	1.9 D	74		10.94	05.01	+ ABS			
	1.9 TD	66		10.94	05.01	+ ABS			
	1.4	55		10.94	08.95	+ ABS			
	1.6	65		10.94	08.95	+ ABS	03.0137-0197.2	650197	180 x 32 HEB LUC Bremsbacken-Zubehör LUC
	1.8	74		04.94	08.95	+ ABS	03.0137-9175.2	669175	
	1.9 D	74		10.94	08.95	+ ABS			
	1.9 TD	66		10.94	08.95	+ ABS			
	1.4	55		09.95	05.01	+ ABS	03.0137-0312.2	650312	
	1.6	65		09.95	10.00	+ ABS	03.0137-9158.2	669158	
1.6	72		10.00	05.01	+ ABS				
1.8	74		09.95	05.01	+ ABS				
1.9 D	74		09.95	05.01	+ ABS				
1.9 TD	66		09.95	05.01	+ ABS				
	1.4	55		10.94	05.01	- ABS	24.0218-0016.1	480011	180/181 x 44,5 - Lager 180/181 x 44,5 + Lager
	1.6	65		10.94	10.00	- ABS	24.0218-0716.2	480203	
	1.6	72		10.00	05.01	- ABS			
	1.8	74		04.94	05.01	- ABS			
	1.9 D	74		10.94	05.01	- ABS			
	1.9 TD	66		10.94	08.95	- ABS			
	1.4	55		10.94	08.95	+ ABS	24.0222-8017.1	480071	229/230 x 50,5
	1.6	65		10.94	08.95	+ ABS			
	1.8	74		04.94	08.95	+ ABS			
	1.9 D	74		10.94	08.95	+ ABS			
	1.9 TD	66		10.94	08.95	+ ABS			
	1.4	55		10.94	08.95	+ ABS			
	1.6	65		10.94	08.95	+ ABS	24.0218-0016.1	480011	180/181 x 44,5 - Lager 180/181 x 44,5 + Lager
	1.8	74		04.94	08.95	+ ABS	24.0218-0716.2	480203	
	1.9 D	74		10.94	08.95	+ ABS			
	1.9 TD	66		10.94	08.95	+ ABS			
	1.4	55		09.95	05.01	+ ABS	24.0220-3014.1	480090	
	1.6	65		09.95	10.00	+ ABS			
1.6	72		10.00	05.01	+ ABS				
1.8	74		09.95	05.01	+ ABS				
1.9 D	74		09.95	05.01	+ ABS				
1.9 TD	66		09.95	05.01	+ ABS				
	1.4	55		10.94	05.01	- ABS	03.0520-2620.3	692620	20,64/180x32 TopKit BDX 20,64/180x32 TopKit LUC
	1.6	65		10.94	10.00	- ABS	03.0520-2520.3	692520	
	1.6	72		10.00	05.01	- ABS			
	1.8	74		04.94	05.01	- ABS			
	1.9 D	74		10.94	05.01	- ABS			
	1.9 TD	66		10.94	08.95	- ABS			
	1.4	55		10.94	05.01	+ ABS	03.0520-3220.3	693220	20,64/229x42 TopKit BDX
	1.6	65		10.94	10.00	+ ABS			
	1.8	74		04.94	05.01	+ ABS			
	1.9 D	74		10.94	05.01	+ ABS			
	1.9 TD	66		10.94	05.01	+ ABS			
	1.4	55		09.95	05.01	+ ABS	03.0520-5720.3	695720	
	1.6	65	ORGA 08729	09.95		+ ABS			
	1.8	74	ORGA 08729	09.95		+ ABS			
	1.9 D	74	ORGA 08729	09.95		+ ABS			
	1.9 TD	66	ORGA 08729	09.95		+ ABS			
	1.4	55	ORGA 08730		05.01	+ ABS	03.0520-6420.3	696420	20,64/203x39 TopKit LUC
	1.6	65	ORGA 08730		10.00	+ ABS			
1.6	72	ORGA 08730		05.01	+ ABS				
1.8	74	ORGA 08730		05.01	+ ABS				
				05.01	+ ABS				
				05.01	+ ABS				

1) + cast iron / + ghisa / + fonte grise / + fundición de gris

PEUGEOT 306 Limousine (4-türig) (94-01)											
	1.9 D 1.9 TD	66 66	ORGA 08730 ORGA 08730		05.01 05.01	+ ABS		03.0520-6420.3	696420		20,64/203x39 TopKit LUC
PEUGEOT 306 Cabriolet (94-03)											
	1.6 1.6 1.8 1.8 1.8 16V 1.8 16V	65 65 74 74 81 81	ORGA 08575 ORGA 08575 ORGA 08575	04.96 05.00 03.94 05.00 07.00	10.00 10.00	- ABS - ABS		13.0460-7058.2 13.0460-7088.2	607058 607088		21430 17,3 +/-WK ATE 21827 17,3 + ATE
	1.6 1.6 1.8 1.8 16V 2.0 2.0 16V	65 72 74 81 89 97	ORGA 08576 ORGA 08576	10.00 07.03 10.00 07.00 03.94 03.97	10.00 07.03 10.00 04.02	+ ABS + ABS		13.0460-3978.2 13.0460-2829.2	603978 602829		23332 18,0 +/-Zub/S BOS 23124 19,0 +/-WK/S LUC
	1.6 1.6 1.8 1.8	65 65 74 74	ORGA 08575 ORGA 08575	04.96 10.00 03.94	10.00	- ABS		24.0120-0132.1 24.0320-0132.1	420132 520132		247 20,4 18,5 V +S +B 247 20,4 18,5 V +S +B PD
	1.6 1.6 1.8 1.8 16V 2.0 2.0 16V	65 72 74 81 89 97	ORGA 08576 ORGA 08576	10.00 07.03 10.00 07.00 03.94 03.97	10.00 07.03 10.00 07.03	+ ABS + ABS		24.0120-0133.1 24.0320-0133.1	420133 520133		266 20,5 18,5 V +S +B 266 20,5 18,5 V +S +B PD
	1.8 16V 2.0 2.0 16V	81 89 97		07.00 03.94 03.97	07.03 04.97 10.00			13.0460-3823.2 13.0460-0435.2	603823 610435		20974 11,0 BDX Belagsatz-Zubehör BDX
	1.8 16V 2.0 2.0 16V	81 89 97		07.00 03.94 03.97	07.03 04.97 10.00			24.0108-0106.1	408106		247 8,0 6,0 +S +B
	1.6 1.6 1.8	65 72 74		04.96 10.00 03.94	10.00 07.03 10.00	- ABS		03.0137-0261.2 03.0137-0197.2 03.0137-9086.2 03.0137-9175.2	650261 650197 669086 669175		180 x 32 BDX 180 x 32 HEB LUC Bremsbacken-Zubehör BDX Bremsbacken-Zubehör LUC
	1.6 1.8	65 74		04.96 03.94	05.00 10.00	+ ABS + ABS		03.0137-0370.2 03.0137-9228.2	650370 669228		229 x 42 HEB BDX Bremsbacken-Zubehör BDX
	1.8	74		03.94	08.95	+ ABS		03.0137-0197.2 03.0137-9175.2	650197 669175		180 x 32 HEB LUC Bremsbacken-Zubehör LUC
	1.6 1.6 1.8	65 72 74		04.96 10.00 09.95	10.00 07.03 10.00	+ ABS + ABS		03.0137-0312.2 03.0137-9158.2	650312 669158		203 x 38 HEB LUC Bremsbacken-Zubehör LUC
	1.6 1.6 1.8 1.8	65 72 74 74		04.96 10.00 03.94 03.94	10.00 07.03 10.00 08.95	- ABS - ABS		24.0218-0016.1 24.0218-0716.2	480011 480203		180/181 x 44,5 - Lager 180/181 x 44,5 + Lager
	1.6 1.6 1.8 1.8 16V	65 72 74 81		04.96 10.00 03.94 07.00	10.00 07.03 10.00 04.02	+ ABS + ABS		24.0220-3014.1	480090		203/204,4 x 46,5
	1.6 1.6 1.8 1.8 16V	65 72 74 81		04.96 10.00 03.94 07.00	10.00 07.03 10.00	- ABS - ABS		03.0520-2620.3 03.0520-2520.3	692620 692520		20,64/180x32 TopKit BDX 20,64/180x32 TopKit LUC
	1.6 1.8	65 74	ORGA 08729 ORGA 08729	04.96 09.95		+ ABS + ABS		03.0520-5720.3	695720	+ GG ¹⁾	20,64/203x39 TopKit LUC
	1.6 1.6 1.8	65 72 74	ORGA 08730	10.00		+ ABS		03.0520-6420.3	696420		20,64/203x39 TopKit LUC
	1.6 1.6 1.8	65 72 74	ORGA 08730	10.00		+ ABS					
PEUGEOT 306 Kombi (97-02)											
	1.4 1.6 1.6 1.8 D 1.9 D	55 65 72 51 51		03.97 03.97 10.00 03.97 03.97	03.02 10.00 03.02	- ABS		13.0460-7088.2	607088		21827 17,3 + ATE
	1.4 1.6 1.6 1.8 1.8 16V 1.8 D 1.9 D 1.9 TD 2.0 16V 2.0 HDi	55 65 72 74 81 81 51 66 97 66		03.97 03.97 10.00 03.97 03.97 03.97 03.97 03.97 03.97 06.99	03.02 10.00 03.02 03.02 03.02 03.02 03.02 03.02	+ ABS + ABS		13.0460-3978.2 13.0460-2829.2	603978 602829		23332 18,0 +/-Zub/S BOS 23124 19,0 +/-WK/S LUC
	1.4 1.6 1.6 1.8 D 1.9 D	55 65 72 51 51		03.97 03.97 10.00 03.97 03.97	03.02 10.00 03.02 03.02	- ABS		24.0120-0132.1 24.0320-0132.1	420132 520132		247 20,4 18,5 V +S +B 247 20,4 18,5 V +S +B PD

¹⁾ + cast iron / + ghisa / + fonte grise / + fundición de gris



PEUGEOT 306 Kombi (97-02)

	1.4	55		03.97	03.02	+ ABS	24.0120-0133.1	420133		266 20,5 18,5 V +S +B
	1.6	65		03.97	10.00	+ ABS	24.0320-0133.1	520133		266 20,5 18,5 V +S +B PD
	1.6	72		10.00	03.02	+ ABS				
	1.8	74		03.97	03.02					
	1.8 16V	81		03.97	03.02					
	1.8 D			03.97	03.02	+ ABS				
	1.9 D	51		03.97	03.02	+ ABS				
	1.9 TD	66		03.97	03.02					
	2.0 16V	97		03.97	03.02					
	2.0 HDi	66		06.99	03.02					
	1.8 16V	81		03.97	03.02		13.0460-3823.2	603823		20974 11,0 BDX
	2.0 16V	97		03.97	03.02		13.0460-0435.2	610435		Belagsatz-Zubehör BDX
	2.0 HDi	66		06.99	03.02					
	1.8 16V	81		03.97	03.02		24.0108-0106.1	408106		247 8,0 6,0 +S +B
	2.0 16V	97		03.97	03.02					
	2.0 HDi	66		06.99	03.02					
	1.4	55		03.97	03.02		03.0137-0370.2	650370		229 x 42 HEB BDX
	1.6	65		03.97	10.00		03.0137-9228.2	669228		Bremsbacken-Zubehör BDX
	1.6	72		10.00	03.02					
	1.8	74		03.97	03.02					
	1.8 D			03.97	03.02					
	1.9 D	51		03.97	03.02					
	1.9 TD	66		03.97	03.02					
	1.4	55		03.97	03.02		24.0222-8017.1	480071		229/230 x 50,5
	1.6	65		03.97	10.00					
	1.6	72		10.00	03.02					
	1.8	74		03.97	03.02					
	1.8 D			03.97	03.02					
	1.9 D	51		03.97	03.02					
	1.9 TD	66		03.97	03.02					
	1.4	55		03.97	03.02	- ABS	03.0520-6720.3	696720		20,64/229x42 TopKit BDX
	1.6	65		03.97	10.00	- ABS				
	1.6	72		10.00	03.02	- ABS				
	1.8 D			03.97	03.02	- ABS				
	1.9 D	51		03.97	03.02	- ABS				
	1.4	55		03.97	03.02	+ ABS	03.0520-5822.3	695822		22,20/229x42 TopKit BDX
	1.6	65		03.97	10.00	+ ABS				
	1.6	72		10.00	03.02	+ ABS				
	1.8	74		03.97	03.02					
	1.8 D			03.97	03.02	+ ABS				
	1.9 D	51		03.97	03.02	+ ABS				
	1.9 TD	66		03.97	03.02					

PEUGEOT 307 Limousine (00-07)

	1.4	55		08.00	07.07		13.0460-3994.2	603994		23599 19,0 /Zub/S BOS
	1.4 16V	65		11.03	07.07	- ESP	13.0470-3994.2	LD3994		23599 19,0 /Zub/S BOS
	1.4 16V	65	ORGA 10551		07.07	+ ESP				
	1.4 HDi	50		10.01	07.07					
	1.6 16V	80		08.00	07.07	- ESP/ + Schaltgetriebe ¹⁾				
	1.6 16V	80	ORGA 10551		07.07	+ ESP/ + Schaltgetriebe ²⁾				
	1.6 HDi 90	66		04.05	07.07	- ESP				
	1.6 HDi 90	66	ORGA 10551		07.07	+ ESP				
	2.0 HDi 90	66	ORGA 09520		07.07	- ESP				
	1.4 16V	65	ORGA 10550	11.03		+ ESP	13.0460-3966.2	603966		23600 19,4 /Zub/S BOS
	1.6 16V	80	ORGA 10550	08.00		+ ESP/ + Schaltgetriebe ²⁾	13.0470-3966.2	LD3966		23600 19,4 /Zub/S BOS
	1.6 16V	80		08.00	07.07	+ Automatikgetriebe ³⁾	13.0460-0454.2	610454		Belagsatz-Zubehör BOS
	1.6 BioFlex	80		09.07						
	1.6 HDi 110	80		02.04	07.07					
	1.6 HDi 90	66	ORGA 10550	04.05		+ ESP				
	2.0 16V	100		08.00	07.07					
	2.0 16V	103		03.05	07.07					
	2.0 HDi 110	79		08.00	07.07					
	2.0 HDi 90	66	ORGA 09519	08.00						
	2.0 HDi 90	66	ORGA 09520		07.07					
	2.0 16V	130		06.05	07.07		13.0460-7202.2	607202		23589 19,1 + ATE
	2.0 HDi 135	100		10.03	07.07		13.0470-7202.2	LD7202		23589 19,1 + ATE
	1.4	55		08.00	07.07		24.0122-0194.1	422194		266 22,0 20,0 V +S +B
	1.4 16V	65		11.03	07.07	- ESP				
	1.4 16V	65	ORGA 10551		07.07	+ ESP				
	1.4 HDi	50		10.01	07.07					
	1.6 16V	80		08.00	07.07	- ESP/ + Schaltgetriebe ¹⁾				
	1.6 16V	80	ORGA 10551		07.07	+ ESP/ + Schaltgetriebe ²⁾				
	1.6 HDi 90	66		04.05	07.07	- ESP				
	1.6 HDi 90	66	ORGA 10551		07.07	+ ESP				
	2.0 HDi 90	66	ORGA 09520		07.07	- ESP				
	1.4 16V	65	ORGA 10550	11.03		+ ESP	24.0126-0120.1	426120		283 26,0 24,0 V +S +B
	1.6 16V	80		08.00	07.07	+ ESP/ + Schaltgetriebe ²⁾	24.0326-0120.1	526120		283 26,0 24,0 V +S +B PD
	1.6 16V	80		08.00	07.07	+ Automatikgetriebe ³⁾				
	1.6 BioFlex	80		09.07						
	1.6 HDi 110	80		02.04	07.07					
	1.6 HDi 90	66	ORGA 10550	04.05		+ ESP				
	2.0 16V	100		08.00	07.07					
	2.0 16V	103		03.05	07.07					
	2.0 HDi 110	79		08.00	07.07					
	2.0 HDi 90	66	ORGA 09519	08.00						
	2.0 HDi 90	66	ORGA 09520		07.07	+ ESP				

1) - ESP/ + manual transm. / - ESP/+ scatola cambio velocità / - ESP/ + transmission mécanique / - ESP/ + cambio de velocidad
2) + ESP/ + manual transm. / + ESP/+ scatola cambio velocità / + ESP/ + transmission mécanique / + ESP/ + cambio de velocidad
3) + autom.transmission / + scatola cambio automatico / + transmission automatique / + cambio automático



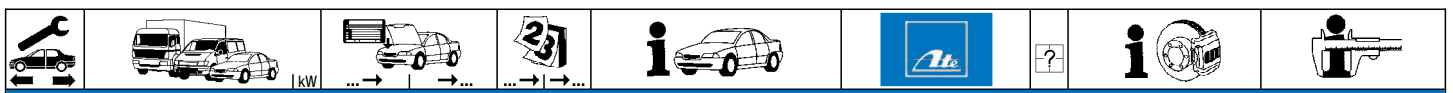


PEUGEOT 307 Limousine (00-07)

	2.0 16V 2.0 HDi 135	130 100		06.05 10.03	07.07 07.07	24.0126-0140.1	426140		302 26,0 24,0 V +S +B
	1.4 1.4 HDi 1.6 16V 2.0 16V 2.0 HDi 110 2.0 HDi 135 2.0 HDi 90	55 50 80 100 79 100 66	ORGA 09862 ORGA 09862 ORGA 09862 ORGA 09862 ORGA 09862 ORGA 09862 ORGA 09862	08.00 10.01 08.00 08.00 08.00 10.03 08.00		24.0710-2015.1	360222	2	Radsensor L=675
	1.4 1.4 1.4 16V 1.4 16V 1.4 HDi 1.4 HDi 1.6 16V 1.6 16V 1.6 HDi 110 1.6 HDi 90 2.0 16V 2.0 16V 2.0 16V 2.0 16V 2.0 HDi 110 2.0 HDi 110 2.0 HDi 135 2.0 HDi 135 2.0 HDi 90 2.0 HDi 90	55 ORGA 09863 55 65 ORGA 09863 65 50 ORGA 09863 50 80 ORGA 09863 80 80 80 100 ORGA 09863 100 103 130 79 ORGA 09863 79 100 ORGA 09863 100 66 ORGA 09863 66		08.00 07.07 11.03 10.01 08.00 02.04 04.05 08.00 03.05 06.05 08.00 08.00 10.03 08.00	07.07 - ESP 07.07 + ESP 07.07 - ESP 07.07 + ESP 07.07 - ESP 07.07 + ESP 07.07 + ESP 07.07 + ESP 07.07 - ESP 07.07 + ESP 07.07 - ESP 07.07 + ESP 07.07 - ESP 07.07 + ESP 07.07 - ESP 07.07 + ESP 07.07 - ESP 07.07 + ESP 07.07 - ESP 07.07 + ESP	24.0710-2017.1	360224	2 + ABS (Bosch) 8.0	Radsensor L=675
	1.4 1.4 16V 1.4 HDi 1.6 16V 1.6 BioFlex 1.6 HDi 110 1.6 HDi 90 2.0 16V 2.0 16V 2.0 16V 2.0 HDi 110 2.0 HDi 135 2.0 HDi 90	55 ORGA 10892 65 ORGA 10892 50 ORGA 10892 80 ORGA 10892 80 80 ORGA 10892 66 ORGA 10892 100 ORGA 10892 103 ORGA 10892 130 ORGA 10892 79 ORGA 10892 100 ORGA 10892 66 ORGA 10892		07.07 07.07 07.07 07.07 09.07 07.07 07.07 07.07 07.07 07.07 07.07 07.07 07.07 07.07		24.0711-5325.3	360350	2 + ABS (Bosch) 8.1	Radsensor L=680
	1.4 1.4 16V 1.4 HDi 1.6 16V 1.6 HDi 110 1.6 HDi 90 2.0 16V 2.0 16V 2.0 16V 2.0 HDi 110 2.0 HDi 135 2.0 HDi 90	55 65 50 80 80 66 100 103 130 79 100 66		08.00 11.03 10.01 08.00 02.04 04.05 08.00 03.05 06.05 08.00 10.03 08.00	07.07 07.07 07.07 07.07 07.07 07.07 07.07 07.07 07.07 07.07 07.07 07.07	13.0460-2823.2 13.0470-2823.2 13.0460-0072.2	602823 LD2823 610072		23554 17,2 /S LUC 23554 17,2 /S LUC Belagsatz-Zubehör LUC
	1.4 1.4 16V 1.4 HDi 1.6 16V 1.6 HDi 110 1.6 HDi 90 2.0 16V 2.0 16V 2.0 16V 2.0 HDi 110 2.0 HDi 135 2.0 HDi 90	55 65 50 80 80 66 100 103 130 79 100 66	ORGA 10656 ORGA 10656 ORGA 10656 ORGA 10656 ORGA 10656 ORGA 10656 ORGA 10656 ORGA 10656 ORGA 10656 ORGA 10656 ORGA 10656 ORGA 10656	08.00 11.03 10.01 08.00 02.04 04.05 08.00 03.05 06.05 08.00 10.03 08.00		13.0460-3813.2 13.0470-3813.2	603813 LD3813		24150 17,6 /S BOS 24150 17,6 /Zub/S BOS
	1.4 1.4 16V 1.4 HDi 1.6 16V 1.6 HDi 110 1.6 HDi 90 2.0 16V 2.0 16V 2.0 HDi 110 2.0 HDi 135 2.0 HDi 90	55 65 50 80 80 66 100 103 79 100 66	ORGA 10897 ORGA 10897 ORGA 10897 ORGA 10897 ORGA 10897 ORGA 10897 ORGA 10897 ORGA 10897 ORGA 10897 ORGA 10897 ORGA 10897	08.00 11.03 10.01 08.00 02.04 04.05 08.00 03.05 08.00 10.03 08.00		24.0109-0150.2	409150	mit Sensorring ¹⁾	249 9,0 8,0 +B
	1.4 1.4 16V 1.4 HDi 1.6 16V 1.6 HDi 110 1.6 HDi 90 2.0 16V 2.0 16V	55 ORGA 10898 65 ORGA 10898 50 ORGA 10898 80 ORGA 10898 80 ORGA 10898 66 ORGA 10898 100 ORGA 10898 103 ORGA 10898		07.07 07.07 07.07 07.07 07.07 07.07 07.07		24.0109-0100.2	409100	mit Sensorring ¹⁾	249 9,0 7,0 +B

¹⁾ with sensor ring / con sensori / avec secours ABS / con anillo sensor ABS





PEUGEOT 307 Limousine (00-07)

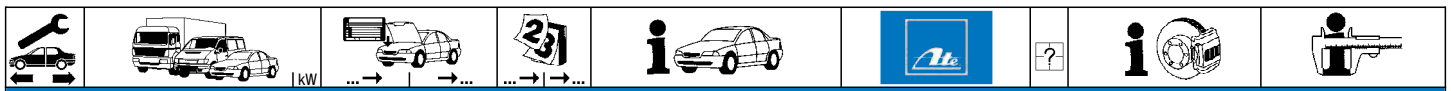
	2.0 HDi 110	79 ORGA 10898		07.07		24.0109-0100.2	409100	mit Sensorring ¹⁾	249 9,0 7,0 +B
	2.0 HDi 135	100 ORGA 10898		07.07					
	2.0 HDi 90	66 ORGA 10898		07.07					
	1.4	55		08.00	07.07	24.0109-0137.1	409137	ohne Sensorring ²⁾	247 9,0 8,0 +S +B
	1.4 16V	65		11.03	07.07				
	1.4 HDi	50		10.01	07.07				
	1.6 16V	80		08.00	07.07				
	1.6 HDi 110	80		02.04	07.07				
	1.6 HDi 90	66		04.05	07.07				
	2.0 16V	100		08.00	07.07				
	2.0 16V	103		03.05	07.07				
2.0 16V	130		06.05	07.07					
2.0 HDi 110	79		08.00	07.07					
2.0 HDi 135	100		10.03	07.07					
2.0 HDi 90	66		08.00	07.07					

PEUGEOT 307 Break (02-08)

	1.4	55	ORGA 10550	04.02	+ ESP	13.0460-3966.2	603966		23600 19,4 /Zub/S	BOS	
	1.4 16V	65	ORGA 10550	11.03	+ ESP	13.0470-3966.2	LD3966		23600 19,4 /Zub/S	BOS	
	1.6 16V	80		03.02	04.08	13.0460-0454.2	610454		Belagsatz-Zubehör	BOS	
	1.6 BioFlex	80		09.07	04.08						
	1.6 HDi 110	80		02.04	04.08						
	1.6 HDi 90	66		04.05	04.08						
	2.0 16V	100		03.02	04.08						
	2.0 16V	103		03.05	04.08						
	2.0 HDi 110	79		03.02	04.08						
	2.0 HDi 90	66		03.02	04.08						
	1.4	55		04.02	09.03	- ESP	13.0460-3994.2	603994		23599 19,0 /Zub/S	BOS
1.4	55	ORGA 10551	04.08	+ ESP	13.0470-3994.2	LD3994		23599 19,0 /Zub/S	BOS		
1.4 16V	65		11.03	04.08	- ESP						
1.4 16V	65	ORGA 10551	04.08	+ ESP							
1.4 HDi	50		03.02	04.08							
2.0 16V	130		06.05	04.08					23589 19,1 +	ATE	
2.0 HDi 135	100		02.04	04.08	13.0460-7202.2	607202		23589 19,1 +	ATE		
					13.0470-7202.2	LD7202					
	1.4	55		04.02	09.03	- ESP	24.0122-0194.1	422194		266 22,0 20,0 V +S +B	
	1.4	55	ORGA 10551	04.08	+ ESP						
	1.4 16V	65		11.03	04.08	- ESP					
	1.4 16V	65	ORGA 10551	04.08	+ ESP						
	1.4 HDi	50		03.02	04.08						
	1.4	55		04.02	09.03	+ ESP	24.0126-0120.1	426120		283 26,0 24,0 V +S +B	
	1.4 16V	65	ORGA 10550	11.03	+ ESP	24.0326-0120.1	526120		283 26,0 24,0 V +S +B	PD	
	1.6 16V	80		03.02	04.08						
	1.6 BioFlex	80		09.07	04.08						
	1.6 HDi 110	80		02.04	04.08						
	1.6 HDi 90	66		04.05	04.08						
2.0 16V	100		03.02	04.08							
2.0 16V	103		03.05	04.08							
2.0 HDi 110	79		03.02	04.08							
2.0 HDi 90	66		03.02	04.08							
2.0 16V	130		06.05	04.08					302 26,0 24,0 V +S +B		
2.0 HDi 135	100		02.04	04.08	24.0126-0140.1	426140					
	1.4	55	ORGA 09862	04.02		24.0710-2015.1	360222	2		Radsensor L=675	
	1.4 16V	65	ORGA 09862	11.03							
	1.4 HDi	50	ORGA 09862	03.02							
	1.6 16V	80	ORGA 09862	03.02							
	1.6 BioFlex	80	ORGA 09862	09.07							
	2.0 16V	100	ORGA 09862	03.02							
	2.0 HDi 110	79	ORGA 09862	03.02							
	2.0 HDi 90	66	ORGA 09862	03.02							
	1.4	55	ORGA 09863	04.02	04.08	- ESP	24.0710-2017.1	360224	2	+ ABS (Bosch) 8.0	Radsensor L=675
	1.4	55		09.03	+ ESP						
	1.4 16V	65	ORGA 09863	04.08	- ESP						
1.4 16V	65		11.03	+ ESP							
1.4 HDi	50	ORGA 09863	04.08	- ESP							
1.4 HDi	50		03.02	+ ESP							
1.6 16V	80	ORGA 09863	04.08	- ESP							
1.6 16V	80		03.02	+ ESP							
1.6 BioFlex	80	ORGA 09863	04.08	- ESP							
1.6 BioFlex	80		09.07	+ ESP							
1.6 HDi 110	80		02.04	04.08							
1.6 HDi 90	66		04.05	04.08							
2.0 16V	100	ORGA 09863	04.08	- ESP							
2.0 16V	100		03.02	+ ESP							
2.0 16V	103		03.05	04.08							
2.0 16V	130		06.05	04.08							
2.0 HDi 110	79	ORGA 09863	04.08	- ESP							
2.0 HDi 110	79		03.02	+ ESP							
2.0 HDi 135	100		02.04	04.08							
2.0 HDi 90	66	ORGA 09863	04.08	- ESP							
2.0 HDi 90	66		03.02	+ ESP							
1.4	55	ORGA 10892	04.02	04.08		24.0711-5325.3	360350	2	+ ABS (Bosch) 8.1	Radsensor L=680	
1.4 16V	65	ORGA 10892	04.08	04.08							
1.4 HDi	50	ORGA 10892	04.08	04.08							
1.6 16V	80	ORGA 10892	04.08	04.08							
1.6 BioFlex	80	ORGA 10892	04.08	04.08							
1.6 HDi 110	80	ORGA 10892	04.08	04.08							

¹⁾ with sensor ring / con sensori / avec secours ABS / con anillo sensor ABS
²⁾ without sensor ring / senza sensori / sans secours ABS / sin anillo sensor ABS






PEUGEOT 307 Break (02-08)

	1.6 HDi 90 2.0 16V 2.0 16V 2.0 16V 2.0 HDi 110 2.0 HDi 135 2.0 HDi 90	66 ORGA 10892 100 ORGA 10892 103 ORGA 10892 130 ORGA 10892 79 ORGA 10892 100 ORGA 10892 66 ORGA 10892		04.08 04.08 04.08 04.08 04.08 04.08 04.08	24.0711-5325.3	360350	2 + ABS (Bosch) 8.1	Radsensor L=680	
	1.4 1.4 16V 1.4 HDi 1.6 16V 1.6 BioFlex 1.6 HDi 110 1.6 HDi 90 2.0 16V 2.0 16V 2.0 16V 2.0 HDi 110 2.0 HDi 135 2.0 HDi 90	55 65 50 80 80 80 66 100 103 130 79 100 66	ORGA 12056 ORGA 12056 ORGA 12056 ORGA 12056 ORGA 12056 ORGA 12056 ORGA 12056 ORGA 12056 ORGA 12056 ORGA 12056 ORGA 12056 ORGA 12056 ORGA 12056	04.02 11.03 03.02 03.02 09.07 02.04 04.05 03.02 03.05 06.05 03.02 02.04 03.02	13.0460-2823.2 13.0470-2823.2 13.0460-0072.2	602823 LD2823 610072		23554 17,2 /S 23554 17,2 /S Belagsatz-Zubehör	LUC LUC LUC
	1.4 1.4 16V 1.4 HDi 1.6 16V 1.6 HDi 110 1.6 HDi 90 2.0 16V 2.0 16V 2.0 16V 2.0 HDi 110 2.0 HDi 135 2.0 HDi 90	55 65 50 80 80 66 100 103 130 79 100 66	ORGA 10656 ORGA 10656 ORGA 10656 ORGA 10656 ORGA 10656 ORGA 10656 ORGA 10656 ORGA 10656 ORGA 10656 ORGA 10656 ORGA 10656 ORGA 10656	04.02 11.03 03.02 03.02 02.04 04.05 03.02 03.05 06.05 03.02 02.04 03.02	13.0460-3813.2 13.0470-3813.2	603813 LD3813		24150 17,6 /S 24150 17,6 /Zub/S	BOS BOS
	1.4 1.4 16V 1.4 HDi 1.6 16V 1.6 HDi 110 1.6 HDi 90 2.0 16V 2.0 16V 2.0 16V 2.0 HDi 110 2.0 HDi 135 2.0 HDi 90	55 ORGA 12057 65 ORGA 12057 50 ORGA 12057 80 ORGA 12057 80 ORGA 12057 66 ORGA 12057 100 ORGA 12057 103 ORGA 12057 130 ORGA 12057 79 ORGA 12057 100 ORGA 12057 66 ORGA 12057		04.08 04.08 04.08 04.08 04.08 04.08 04.08 04.08 04.08 04.08 04.08 04.08	13.0460-3813.2 13.0470-3813.2	603813 LD3813		24150 17,6 /S 24150 17,6 /Zub/S	BOS BOS
	1.4 1.4 16V 1.4 HDi 1.6 16V 1.6 BioFlex 1.6 HDi 110 1.6 HDi 90 2.0 16V 2.0 16V 2.0 HDi 110 2.0 HDi 135 2.0 HDi 90	55 65 50 80 80 80 66 100 103 79 100 66	ORGA 10897 ORGA 10897 ORGA 10897 ORGA 10897 ORGA 10897 ORGA 10897 ORGA 10897 ORGA 10897 ORGA 10897 ORGA 10897 ORGA 10897 ORGA 10897	04.02 03.02 03.02 03.02 09.07 02.04 04.05 03.02 03.05 03.02 02.04 03.02	24.0109-0150.2	409150	mit Sensorring ¹⁾	249 9,0 8,0 +B	
	1.4 1.4 16V 1.4 HDi 1.6 16V 1.6 BioFlex 1.6 HDi 110 1.6 HDi 90 2.0 16V 2.0 16V 2.0 HDi 110 2.0 HDi 135 2.0 HDi 90	55 ORGA 10898 65 ORGA 10898 50 ORGA 10898 80 ORGA 10898 80 ORGA 10898 80 ORGA 10898 66 ORGA 10898 100 ORGA 10898 103 ORGA 10898 79 ORGA 10898 100 ORGA 10898 66 ORGA 10898		04.08 04.08 04.08 04.08 04.08 04.08 04.08 04.08 04.08 04.08 04.08 04.08	24.0109-0100.2	409100	mit Sensorring ¹⁾	249 9,0 7,0 +B	
	1.4 1.4 16V 1.4 HDi 1.6 16V 1.6 BioFlex 1.6 HDi 110 1.6 HDi 90 2.0 16V 2.0 16V 2.0 HDi 110 2.0 HDi 135 2.0 HDi 90	55 65 50 80 80 80 66 100 103 79 100 66		04.02 03.02 03.02 03.02 09.07 02.04 04.05 03.02 03.05 03.02 02.04 03.02	24.0109-0137.1	409137	ohne Sensorring ²⁾	247 9,0 8,0 +S +B	

¹⁾ with sensor ring / con sensori / avec secours ABS / con anillo sensor ABS
²⁾ without sensor ring / senza sensori / sans secours ABS / sin anillo sensor ABS





PEUGEOT 307 CC (03-09)

	CC 110	80		03.05	02.09		13.0460-3966.2	603966			23600	19,4 /Zub/S	BOS
	CC 135	100		10.03	02.09		13.0470-3966.2	LD3966			23600	19,4 /Zub/S	BOS
	CC 140	103		03.05	02.09		13.0460-0454.2	610454				Belagsatz-Zubehör	BOS
	CC 180	130		10.03	02.09		13.0460-7202.2	607202			23589	19,1 +	ATE
	CC HDi 135	100		06.05	02.09		13.0470-7202.2	LD7202			23589	19,1 +	ATE
	CC 110	80		03.05	02.09		24.0126-0120.1	426120				283 26,0 24,0 V +S +B	
	CC 135	100		10.03	02.09		24.0326-0120.1	526120				283 26,0 24,0 V +S +B	PD
	CC 140	103		03.05	02.09								
	CC 180	130		10.03	02.09		24.0126-0140.1	426140				302 26,0 24,0 V +S +B	
	CC HDi 135	100		06.05	02.09								
	CC 135	100	ORGA 09862	10.03			24.0710-2015.1	360222	2			Radsensor L=675	
	CC 180	130	ORGA 09862	10.03									
	CC 110	80		03.05	02.09		24.0710-2017.1	360224	2			Radsensor L=675	
	CC 135	100	ORGA 09863	02.09	- ESP								
	CC 135	100		10.03	02.09	+ ESP							
	CC 140	103		03.05	02.09								
	CC 180	130	ORGA 09863	02.09	- ESP								
	CC 180	130		10.03	02.09	+ ESP							
	CC HDi 135	100		06.05	02.09								
	CC 110	80	ORGA 10892	02.09			24.0711-5325.3	360350	2			Radsensor L=680	
	CC 135	100	ORGA 10892	02.09									
	CC 140	103	ORGA 10892	02.09									
	CC 180	130	ORGA 10892	02.09									
	CC HDi 135	100	ORGA 10892	02.09									
	CC 110	80	ORGA 12056	03.05			13.0460-2823.2	602823				23554 17,2 /S	LUC
	CC 135	100	ORGA 12056	10.03			13.0470-2823.2	LD2823				23554 17,2 /S	LUC
	CC 140	103	ORGA 12056	03.05			13.0460-0072.2	610072				Belagsatz-Zubehör	LUC
	CC 180	130	ORGA 12056	10.03									
	CC HDi 135	100	ORGA 12056	06.05									
	CC 110	80	ORGA 10656	03.05			13.0460-3813.2	603813				24150 17,6 /S	BOS
	CC 135	100	ORGA 10656	10.03			13.0470-3813.2	LD3813				24150 17,6 /Zub/S	BOS
	CC 140	103	ORGA 10656	03.05									
	CC 180	130	ORGA 10656	10.03									
	CC HDi 135	100	ORGA 10656	06.05									
	CC 110	80	ORGA 12057	02.09			13.0460-3813.2	603813				24150 17,6 /S	BOS
	CC 135	100	ORGA 12057	02.09			13.0470-3813.2	LD3813				24150 17,6 /Zub/S	BOS
	CC 140	103	ORGA 12057	02.09									
	CC 180	130	ORGA 12057	02.09									
	CC HDi 135	100	ORGA 12057	02.09									
	CC 110	80		03.05	02.09		24.0109-0137.1	409137				ohne Sensorring ¹⁾	247 9,0 8,0 +S +B
	CC 135	100		10.03	02.09								
	CC 140	103		03.05	02.09								
	CC 180	130		10.03	02.09								
	CC HDi 135	100		06.05	02.09								
	CC 110	80	ORGA 10897	03.05			24.0109-0150.2	409150				mit Sensorring ²⁾	249 9,0 8,0 +B
	CC 135	100	ORGA 10897	10.03									
	CC 140	103	ORGA 10897	03.05									
	CC HDi 135	100	ORGA 10897	06.05									
	CC 110	80	ORGA 10898	02.09			24.0109-0100.2	409100				mit Sensorring ²⁾	249 9,0 7,0 +B
	CC 135	100	ORGA 10898	02.09									
	CC 140	103	ORGA 10898	02.09									
	CC HDi 135	100	ORGA 10898	02.09									

















PEUGEOT 307 SW (02-08)

	1.4	55		04.02	04.08	- ESP	13.0460-3994.2	603994			23599	19,0 /Zub/S	BOS
	1.4	55	ORGA 10551		04.08	+ ESP	13.0470-3994.2	LD3994			23599	19,0 /Zub/S	BOS
	1.4 16V	65		11.03	04.08	- ESP							
	1.4 16V	65	ORGA 10551		04.08	+ ESP							
	1.4 HDi	50		03.02	01.05								
	1.4	55	ORGA 10550	04.02		+ ESP	13.0460-3966.2	603966			23600	19,4 /Zub/S	BOS
	1.4 16V	65	ORGA 10550	11.03		+ ESP	13.0470-3966.2	LD3966			23600	19,4 /Zub/S	BOS
	1.6 16V	80		03.02	04.08		13.0460-0454.2	610454				Belagsatz-Zubehör	BOS
	1.6 BioFlex	80		09.07	04.08								
	1.6 D	66		12.06	04.08								
	1.6 HDi 110	80		02.04	04.08								
	2.0 16V	100		03.02	04.08								
	2.0 16V	103		03.05	04.08								
	2.0 HDi 110	79		03.02	04.08								
	2.0 HDi 90	66		03.02	04.08								
	2.0 HDi 135	100		02.04	04.08		13.0460-7202.2	607202			23589	19,1 +	ATE
							13.0470-7202.2	LD7202			23589	19,1 +	ATE
	1.4	55		04.02	04.08	- ESP	24.0122-0194.1	422194				266 22,0 20,0 V +S +B	
	1.4	55	ORGA 10551		04.08	+ ESP							
	1.4 16V	65		11.03	04.08	- ESP							
	1.4 16V	65	ORGA 10551		04.08	+ ESP							
	1.4 HDi	50		03.02	01.05								
	1.4	55	ORGA 10550	04.02		+ ESP	24.0126-0120.1	426120				283 26,0 24,0 V +S +B	
	1.4 16V	65	ORGA 10550	11.03		+ ESP	24.0326-0120.1	526120				283 26,0 24,0 V +S +B	PD
	1.6 16V	80		03.02	04.08								
	1.6 BioFlex	80		09.07	04.08								
	1.6 D	66		12.06	04.08								
	1.6 HDi 110	80		02.04	04.08								
	2.0 16V	100		03.02	04.08								
	2.0 16V	103		03.05	04.08								
	2.0 HDi 110	79		03.02	04.08								

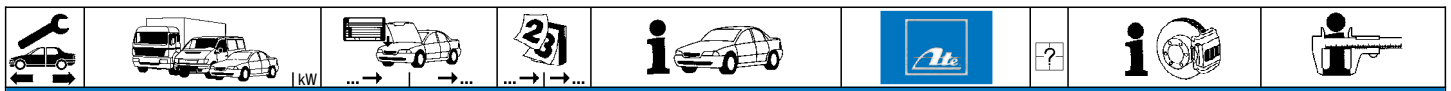
¹⁾ without sensor ring / senza sensori / sans secours ABS / sin anillo sensor ABS

²⁾ with sensor ring / con sensori / avec secours ABS / con anillo sensor ABS



								
PEUGEOT 307 SW (02-08)								
	2.0 HDi 90	66		03.02	04.08	24.0126-0120.1	426120	283 26,0 24,0 V +S +B
						24.0326-0120.1	526120	283 26,0 24,0 V +S +B PD
	2.0 HDi 135	100		02.04	04.08	24.0126-0140.1	426140	302 26,0 24,0 V +S +B
	1.4	55	ORGA 09862	04.02		24.0710-2015.1	360222	2  Radsensor L=675
	1.4 16V	65	ORGA 09862	11.03				
	1.4 HDi	50	ORGA 09862	03.02				
	1.6 16V	80	ORGA 09862	03.02				
	1.6 BioFlex	80	ORGA 09862	09.07				
	2.0 16V	100	ORGA 09862	03.02				
	2.0 HDi 110	79	ORGA 09862	03.02				
	2.0 HDi 90	66	ORGA 09862	03.02				
	1.4	55	ORGA 09863	04.08	- ESP	24.0710-2017.1	360224	2  + ABS (Bosch) 8.0
	1.4	55		04.02	04.08 + ESP			
	1.4 16V	65	ORGA 09863	04.08	- ESP			
	1.4 16V	65		11.03	04.08 + ESP			
	1.4 HDi	50	ORGA 09863	01.05	- ESP			
	1.4 HDi	50		03.02	01.05 + ESP			
	1.6 16V	80	ORGA 09863	04.08	- ESP			
	1.6 16V	80		03.02	04.08 + ESP			
	1.6 BioFlex	80	ORGA 09863	04.08	- ESP			
	1.6 BioFlex	80		09.07	04.08 + ESP			
	1.6 HDi 110	80		02.04	04.08			
	2.0 16V	100	ORGA 09863	04.08	- ESP			
	2.0 16V	100		03.02	04.08 + ESP			
	2.0 16V	103		03.05	04.08			
	2.0 HDi 110	79	ORGA 09863	04.08	- ESP			
	2.0 HDi 110	79		03.02	04.08 + ESP			
	2.0 HDi 135	100		02.04	04.08			
	2.0 HDi 90	66	ORGA 09863	04.08	- ESP			
	2.0 HDi 90	66		03.02	04.08 + ESP			
	1.4	55	ORGA 10892	04.08		24.0711-5325.3	360350	2  + ABS (Bosch) 8.1
	1.4 16V	65	ORGA 10892	04.08				
	1.6 16V	80	ORGA 10892	04.08				
	1.6 BioFlex	80	ORGA 10892	04.08				
	1.6 D	66		12.06	04.08			
	1.6 HDi 110	80	ORGA 10892	04.08				
	2.0 16V	100	ORGA 10892	04.08				
	2.0 16V	103	ORGA 10892	04.08				
	2.0 HDi 110	79	ORGA 10892	04.08				
	2.0 HDi 135	100	ORGA 10892	04.08				
	2.0 HDi 90	66	ORGA 10892	04.08				
	1.4	55	ORGA 12056	04.02		13.0460-2823.2	602823	23554 17,2 /S LUC
	1.4 16V	65	ORGA 12056	11.03		13.0470-2823.2	LD2823	23554 17,2 /S LUC
	1.4 HDi	50		03.02	01.05	13.0460-0072.2	610072	Belagsatz-Zubehör LUC
	1.6 16V	80	ORGA 12056	03.02				
	1.6 BioFlex	80	ORGA 12056	09.07				
	1.6 D	66	ORGA 12056	12.06				
	1.6 HDi 110	80	ORGA 12056	02.04				
	2.0 16V	100	ORGA 12056	03.02				
	2.0 16V	103	ORGA 12056	03.05				
	2.0 HDi 110	79	ORGA 12056	03.02				
	2.0 HDi 135	100	ORGA 12056	02.04				
	2.0 HDi 90	66	ORGA 12056	03.02				
	1.4	55	ORGA 10656	04.02		13.0460-3813.2	603813	24150 17,6 /S BOS
	1.4 16V	65	ORGA 10656	11.03		13.0470-3813.2	LD3813	24150 17,6 /Zub/S BOS
	1.4 HDi	50		03.02	01.05			
	1.6 16V	80	ORGA 10656	03.02				
	1.6 BioFlex	80	ORGA 10656	09.07				
	1.6 D	66	ORGA 10656	12.06				
	1.6 HDi 110	80	ORGA 10656	02.04				
	2.0 16V	100	ORGA 10656	03.02				
	2.0 16V	103	ORGA 10656	03.05				
	2.0 HDi 110	79	ORGA 10656	03.02				
	2.0 HDi 135	100	ORGA 10656	02.04				
	2.0 HDi 90	66	ORGA 10656	03.02				
	1.4 16V	65	ORGA 12057	04.08		13.0460-3813.2	603813	24150 17,6 /S BOS
	1.6 16V	80	ORGA 12057	04.08		13.0470-3813.2	LD3813	24150 17,6 /Zub/S BOS
	1.6 BioFlex	80	ORGA 12057	04.08				
	1.6 D	66	ORGA 12057	04.08				
	1.6 HDi 110	80	ORGA 12057	04.08				
	2.0 16V	100	ORGA 12057	04.08				
	2.0 16V	103	ORGA 12057	04.08				
	2.0 HDi 110	79	ORGA 12057	04.08				
	2.0 HDi 135	100	ORGA 12057	04.08				
	2.0 HDi 90	66	ORGA 12057	04.08				
	1.4	55	ORGA 10897	04.02		24.0109-0150.2	409150	mit Sensoring ¹⁾
	1.4 16V	65	ORGA 10897	03.02				
	1.4 HDi	50	ORGA 10897	03.02				
	1.6 16V	80	ORGA 10897	03.02				
	1.6 D	66	ORGA 10897	12.06				
	1.6 HDi 110	80	ORGA 10897	02.04				
	2.0 16V	100	ORGA 10897	03.02				
	2.0 16V	103	ORGA 10897	03.05				
	2.0 HDi 110	79	ORGA 10897	03.02				
	2.0 HDi 135	100	ORGA 10897	02.04				
	2.0 HDi 90	66	ORGA 10897	03.02				

¹⁾ with sensor ring / con sensori / avec secours ABS / con anillo sensor ABS



PEUGEOT 307 SW (02-08)

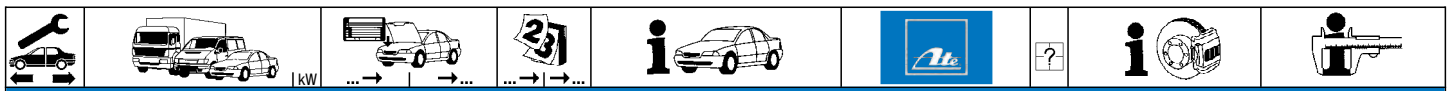
	1.4 1.4 16V 1.4 HDi 1.6 16V 1.6 D 1.6 HDi 110 2.0 16V 2.0 16V 2.0 HDi 110 2.0 HDi 135 2.0 HDi 90	55 ORGA 10898 65 ORGA 10898 50 ORGA 10898 80 ORGA 10898 66 ORGA 10898 80 ORGA 10898 100 ORGA 10898 103 ORGA 10898 79 ORGA 10898 100 ORGA 10898 66 ORGA 10898		04.08 04.08 01.05 04.08 04.08 04.08 04.08 04.08 04.08 04.08		24.0109-0100.2 409100		mit Sensorring ¹⁾	249 9,0 7,0 +B
	1.4 1.4 16V 1.4 HDi 1.6 16V 1.6 BioFlex 1.6 D 1.6 HDi 110 2.0 16V 2.0 16V 2.0 HDi 110 2.0 HDi 135 2.0 HDi 90	55 65 50 80 80 66 80 100 103 79 100 66		04.02 03.02 03.02 03.02 09.07 12.06 02.04 03.02 03.05 03.02 02.04 03.02	04.08 04.08 01.05 04.08 04.08 04.08 04.08 04.08 04.08 04.08 04.08	24.0109-0137.1 409137			247 9,0 8,0 +S +B

PEUGEOT 308 Limousine (07-13)

	1.4 16V 1.4 VTi 1.6 140 THP 1.6 150 THP 1.6 16V 1.6 BioFlex 1.6 HDi 110 1.6 HDi 112 1.6 HDi 115 1.6 HDi 90 1.6 HDi 92 1.6 VTi 2.0 HDi 135 2.0 HDi FAP 140	72 70 103 110 115 80 80 82 84 66 68 88 100 ORGA 11678 103		12.09 08.07 08.07 08.07 10.09 04.08 08.07 12.09 03.13 08.07 11.09 08.07 08.07 12.08	07.13 07.13 07.13 07.13 07.13 07.13 07.13 07.13 07.13 07.13 07.13 07.13 07.13 07.13	13.0460-3847.2 603847 13.0470-3847.2 LD3847			24660 17,8 /Zub/S 24660 17,8 /Zub/S BOS BOS
	1.6 16V 1.6 175 THP 2.0 HDi 135 2.0 HDi 163 1.6 GTi	115 128 100 120 147	ORGA 11678	10.09 03.08 08.07 04.12 07.10	07.13 07.13 07.13 07.13 07.13	13.0460-7202.2 607202 13.0470-7202.2 LD7202			23589 19,1 + 23589 19,1 + ATE ATE
	1.4 16V 1.4 VTi 1.6 140 THP 1.6 150 THP 1.6 BioFlex 1.6 HDi 110 1.6 HDi 112 1.6 HDi 115 1.6 HDi 90 1.6 HDi 92 1.6 VTi 2.0 HDi 135 2.0 HDi 135 2.0 HDi FAP 140	72 70 103 110 80 80 82 84 66 68 88 100 100 ORGA 11678 103		12.09 08.07 08.07 08.07 04.08 08.07 12.09 03.13 08.07 11.09 08.07 08.07 12.08	07.13 07.13 07.13 07.13 07.13 07.13 07.13 07.13 07.13 07.13 07.13 07.13 07.13 07.13	24.0126-0120.1 426120 24.0326-0120.1 526120			283 26,0 24,0 V +S +B 283 26,0 24,0 V +S +B PD
	1.6 16V 1.6 175 THP 2.0 HDi 135 2.0 HDi 163 1.6 GTi	115 128 100 120 147	ORGA 11678	10.09 03.08 08.07 04.12 07.10	07.13 07.13 07.13 07.13 07.13	24.0126-0159.1 426159			302 26,0 24,0 V +S +B
	1.6 GTi	147		07.10	07.13	24.0130-0230.1 430230			340 30,0 28,0 V L +S +B
	1.4 16V 1.4 VTi 1.6 140 THP 1.6 150 THP 1.6 16V 1.6 175 THP 1.6 BioFlex 1.6 GTi 1.6 HDi 110 1.6 HDi 112 1.6 HDi 115 1.6 HDi 90 1.6 HDi 92 1.6 VTi 2.0 HDi 135 2.0 HDi 163 2.0 HDi FAP 140	72 70 103 110 115 128 80 147 80 82 84 66 68 88 100 120 103		12.09 08.07 08.07 08.07 10.09 03.08 04.08 07.10 08.07 12.09 03.13 08.07 11.09 08.07 08.07 04.12 12.08	07.13 07.13 07.13 07.13 07.13 07.13 07.13 07.13 07.13 07.13 07.13 07.13 07.13 07.13 07.13 07.13 07.13	24.0711-5325.3 360350	2		Radsensor L=680
	1.4 16V 1.4 VTi 1.6 1.6 140 THP 1.6 150 THP 1.6 16V	72 70 120 103 110 115		12.09 08.07 01.12 08.07 08.07 10.09	07.13 07.13 07.13 07.13 07.13 07.13	13.0460-2740.2 602740 13.0470-2740.2 LD2740			23554 17,2 /Zub/S 23554 17,2 /Zub/S LUC LUC

¹⁾ with sensor ring / con sensori / avec secours ABS / con anillo sensor ABS




































PEUGEOT 308 Limousine (07-13)

	1.6 175 THP	128		03.08	07.13	13.0460-2740.2	602740		23554 17,2 /Zub/S	LUC
	1.6 BioFlex	80		04.08	07.13					
	1.6 HDi 110	80		08.07	07.13					
	1.6 HDi 112	82		12.09	07.13					
	1.6 HDi 115	84		03.13	07.13					
	1.6 HDi 90	66		08.07	07.13					
	1.6 HDi 92	68		11.09	07.13					
	1.6 VTi	88		08.07	07.13					
	2.0 HDi	110		10.11	07.13					
	2.0 HDi 135	100		08.07	07.13					
2.0 HDi 163	120		04.12	07.13						
2.0 HDi FAP 140	103		12.08	07.13						
1.6 GTi	147		07.10	07.13	13.0460-2761.2	602761		24922 17,5 /Zub/S	LUC	
	1.4 16V	72		12.09	07.13	24.0109-0171.2	409171		249 9,0 8,0 +B	
	1.4 VTi	70		08.07	07.13					
	1.6	120		01.12	07.13					
	1.6 140 THP	103		08.07	07.13					
	1.6 150 THP	110		08.07	07.13					
	1.6 16V	115		10.09	07.13					
	1.6 175 THP	128		03.08	07.13					
	1.6 BioFlex	80		04.08	07.13					
	1.6 HDi 110	80		08.07	07.13					
	1.6 HDi 112	82		12.09	07.13					
	1.6 HDi 115	84		03.13	07.13					
	1.6 HDi 90	66		08.07	07.13					
	1.6 HDi 92	68		11.09	07.13					
	1.6 VTi	88		08.07	07.13					
	2.0 HDi	110		10.11	07.13					
	2.0 HDi 135	100		08.07	07.13					
	2.0 HDi 163	120		04.12	07.13					
2.0 HDi FAP 140	103		12.08	07.13						
1.6 GTi	147		07.10	07.13	24.0112-0198.1	412198		290 12,0 10,0 +S +B		

PEUGEOT 308 SW (08-14)

	1.4 16V	70		05.08	04.14	13.0460-3847.2	603847		24660 17,8 /Zub/S	BOS
	1.4 16V	72		12.09	04.14					
	1.6 16V	88		05.08	04.14					
	1.6 Bioflex	82		03.09	04.14					
	1.6 HDi 110	80		05.08	04.14					
	1.6 HDi 112	82		12.09	04.14					
	1.6 HDi 115	84		03.13	04.14					
	1.6 HDi 90	66		05.08	04.14					
	1.6 HDi 92	68		11.09	04.14					
	2.0 BioFlex	103 ORGA 11679			04.14					
	1.6 16V	103		05.08	04.14	13.0460-7202.2	607202		23589 19,1 +	ATE
	1.6 16V	110		05.08	04.14					
	1.6 16V	115		10.09	04.14					
	1.6 16V	128		05.08	04.14					
	2.0 BioFlex	103	ORGA 11678	05.08						
	2.0 HDi	120		06.09	04.14					
	2.0 HDi 135	100		05.08	04.14					
	2.0 HDi 140	103		12.08	04.14					
	2.0 HDi 150	110		04.11	04.14					
		1.4 16V	70		05.08					
1.4 16V		72		12.09	04.14					
1.6 16V		88		05.08	04.14					
1.6 Bioflex		82		03.09	04.14					
1.6 HDi 110		80		05.08	04.14					
1.6 HDi 112		82		12.09	04.14					
1.6 HDi 115		84		03.13	04.14					
1.6 HDi 90		66		05.08	04.14					
1.6 HDi 92		68		11.09	04.14					
2.0 BioFlex		103 ORGA 11679			04.14					
	1.6 16V	103		05.08	04.14	24.0126-0159.1	426159		302 26,0 24,0 V +S +B	
	1.6 16V	110		05.08	04.14					
	1.6 16V	115		10.09	04.14					
	1.6 16V	128		05.08	04.14					
	2.0 BioFlex	103	ORGA 11678	05.08						
	2.0 HDi	120		06.09	04.14					
	2.0 HDi 135	100		05.08	04.14					
	2.0 HDi 140	103		12.08	04.14					
	2.0 HDi 150	110		04.11	04.14					
		1.4 16V	70		05.08					
1.4 16V		72		12.09	04.14					
1.6 16V		88		05.08	04.14					
1.6 16V		103		05.08	04.14					
1.6 16V		110		05.08	04.14					
1.6 16V		115		10.09	04.14					
1.6 16V		128		05.08	04.14					
1.6 Bioflex		82		03.09	04.14					
1.6 HDi 110		80		05.08	04.14					
1.6 HDi 112		82		12.09	04.14					
1.6 HDi 115		84		03.13	04.14					
1.6 HDi 90		66		05.08	04.14					
1.6 HDi 92		68		11.09	04.14					
2.0 BioFlex		103		05.08	04.14					

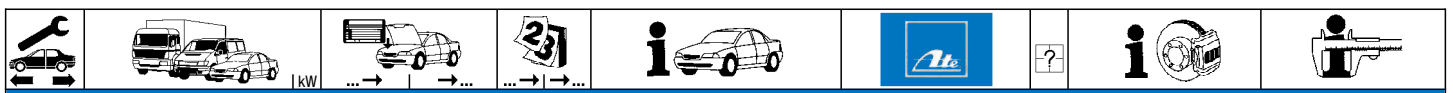
PEUGEOT 308 SW (08-14)									
									
	2.0 HDi	120		06.09	04.14	24.0711-5325.3	360350	2	Radsensor L=680
	2.0 HDi 135	100		05.08	04.14				
	2.0 HDi 140	103		12.08	04.14				
	2.0 HDi 150	110		04.11	04.14				
	1.4 16V	70		05.08	04.14	- Break Loisirs	13.0460-2740.2	602740	23554 17,2 /Zub/S LUC
	1.4 16V	72		12.09	04.14	- Break Loisirs	13.0470-2740.2	LD2740	23554 17,2 /Zub/S LUC
	1.6 16V	88		05.08	04.14	- Break Loisirs			
	1.6 16V	103		05.08	04.14	- Break Loisirs			
	1.6 16V	110		05.08	04.14	- Break Loisirs			
	1.6 16V	115		10.09	04.14	- Break Loisirs			
	1.6 16V	128		05.08	04.14	- Break Loisirs			
	1.6 Bioflex	82		03.09	04.14	- Break Loisirs			
	1.6 HDi 110	80		05.08	04.14	- Break Loisirs			
	1.6 HDi 112	82		12.09	04.14	- Break Loisirs			
	1.6 HDi 115	84		03.13	04.14	- Break Loisirs			
	1.6 HDi 90	66		05.08	04.14	- Break Loisirs			
	1.6 HDi 92	68		11.09	04.14	- Break Loisirs			
	2.0 BioFlex	103		05.08	04.14	- Break Loisirs			
	2.0 HDi	120		06.09	04.14	- Break Loisirs			
	2.0 HDi 135	100		05.08	04.14	- Break Loisirs			
	2.0 HDi 140	103		12.08	04.14	- Break Loisirs			
	2.0 HDi 150	110		04.11	04.14	- Break Loisirs			
	1.4 16V	70		05.08	04.14	+ Break Loisirs	13.0460-2745.2	602745	24765 16,5 /Zub/S LUC
	1.4 16V	72		12.09	04.14	+ Break Loisirs			
	1.6 16V	88		05.08	04.14	+ Break Loisirs			
	1.6 16V	103		05.08	04.14	+ Break Loisirs			
	1.6 16V	110		05.08	04.14	+ Break Loisirs			
	1.6 16V	115		10.09	04.14	+ Break Loisirs			
	1.6 16V	128		05.08	04.14	+ Break Loisirs			
	1.6 Bioflex	82		03.09	04.14	+ Break Loisirs			
	1.6 HDi 110	80		05.08	04.14	+ Break Loisirs			
	1.6 HDi 112	82		12.09	04.14	+ Break Loisirs			
	1.6 HDi 115	84		03.13	04.14	+ Break Loisirs			
	1.6 HDi 90	66		05.08	04.14	+ Break Loisirs			
	1.6 HDi 92	68		11.09	04.14	+ Break Loisirs			
	2.0 BioFlex	103		05.08	04.14	+ Break Loisirs			
	2.0 HDi	120		06.09	04.14	+ Break Loisirs			
	2.0 HDi 135	100		05.08	04.14	+ Break Loisirs			
	2.0 HDi 140	103		12.08	04.14	+ Break Loisirs			
	2.0 HDi 150	110		04.11	04.14	+ Break Loisirs			
	1.4 16V	70		05.08	04.14	- Break Loisirs	24.0109-0171.2	409171	249 9,0 8,0 +B
	1.4 16V	72		12.09	04.14	- Break Loisirs			
	1.6 16V	88		05.08	04.14	- Break Loisirs			
	1.6 16V	103		05.08	04.14	- Break Loisirs			
	1.6 16V	110		05.08	04.14	- Break Loisirs			
	1.6 16V	115		10.09	04.14	- Break Loisirs			
	1.6 16V	128		05.08	04.14	- Break Loisirs			
	1.6 Bioflex	82		03.09	04.14	- Break Loisirs			
	1.6 HDi 110	80		05.08	04.14	- Break Loisirs			
	1.6 HDi 112	82		12.09	04.14	- Break Loisirs			
	1.6 HDi 115	84		03.13	04.14	- Break Loisirs			
	1.6 HDi 90	66		05.08	04.14	- Break Loisirs			
	1.6 HDi 92	68		11.09	04.14	- Break Loisirs			
	2.0 BioFlex	103		05.08	04.14	- Break Loisirs			
	2.0 HDi	120		06.09	04.14	- Break Loisirs			
	2.0 HDi 135	100		05.08	04.14	- Break Loisirs			
	2.0 HDi 140	103		12.08	04.14	- Break Loisirs			
	2.0 HDi 150	110		04.11	04.14	- Break Loisirs			
	1.4 16V	70		05.08	04.14	+ Break Loisirs	24.0112-0194.2	412194	268 12,0 10,0 +B
	1.4 16V	72		12.09	04.14	+ Break Loisirs			
	1.6 16V	88		05.08	04.14	+ Break Loisirs			
	1.6 16V	103		05.08	04.14	+ Break Loisirs			
	1.6 16V	110		05.08	04.14	+ Break Loisirs			
	1.6 16V	115		10.09	04.14	+ Break Loisirs			
	1.6 16V	128		05.08	04.14	+ Break Loisirs			
	1.6 Bioflex	82		03.09	04.14	+ Break Loisirs			
	1.6 HDi 110	80		05.08	04.14	+ Break Loisirs			
	1.6 HDi 112	82		12.09	04.14	+ Break Loisirs			
	1.6 HDi 115	84		03.13	04.14	+ Break Loisirs			
	1.6 HDi 90	66		05.08	04.14	+ Break Loisirs			
	1.6 HDi 92	68		11.09	04.14	+ Break Loisirs			
	2.0 BioFlex	103		05.08	04.14	+ Break Loisirs			
	2.0 HDi	120		06.09	04.14	+ Break Loisirs			
	2.0 HDi 135	100		05.08	04.14	+ Break Loisirs			
	2.0 HDi 140	103		12.08	04.14	+ Break Loisirs			
	2.0 HDi 150	110		04.11	04.14	+ Break Loisirs			
PEUGEOT 308 CC (09-)									
	1.6 16V	103		06.09			13.0460-7202.2	607202	23589 19,1 + ATE
	1.6 16V	115		09.09			13.0470-7202.2	LD7202	23589 19,1 + ATE
	1.6 THP	110		06.09					
	2.0 HDi	100		04.09					
	2.0 HDi	120		06.09					
	2.0 HDi FAP 140	103		03.09					
	1.6 HDi	82		03.09			13.0460-3847.2	603847	24660 17,8 /Zub/S BOS
	1.6 HDi 115	84		03.13			13.0470-3847.2	LD3847	24660 17,8 /Zub/S BOS
	1.6 VTi	88		03.09					

												
PEUGEOT 308 CC (09-)												
	1.6 THP	147		10.10		13.0460-7279.2	607279	25069 17,3 +WK ATE				
	1.6 16V	103		06.09		24.0126-0159.1	426159	302 26,0 24,0 V +S +B				
	1.6 16V	115		09.09								
	1.6 THP	110		06.09								
	2.0 HDi	100		04.09								
	2.0 HDi	120		06.09								
	2.0 HDi FAP 140	103		03.09								
	1.6 HDi	82		03.09					24.0126-0120.1	426120	283 26,0 24,0 V +S +B	
1.6 HDi 115	84		03.13		24.0326-0120.1	526120	283 26,0 24,0 V +S +B PD					
1.6 VTI	88		03.09									
1.6 THP	147			10.10		24.0130-0230.1	430230	340 30,0 28,0 V L +S +B				
	1.6 16V	103		06.09		24.0711-5325.3	360350	2  Radsensor L=680				
	1.6 16V	115		09.09								
	1.6 HDi	82		03.09								
	1.6 HDi 115	84		03.13								
	1.6 THP	110		06.09								
	1.6 THP	147		10.10								
	1.6 VTI	88		03.09								
	2.0 HDi	100		04.09								
	2.0 HDi	120		06.09								
	2.0 HDi FAP 140	103		03.09								
	1.6 16V	103		06.09		13.0460-2740.2	602740	23554 17,2 /Zub/S LUC				
	1.6 16V	115		09.09					13.0470-2740.2	LD2740	23554 17,2 /Zub/S LUC	
	1.6 HDi	82		03.09								
	1.6 HDi 115	84		03.13								
	1.6 THP	110		06.09								
	1.6 VTI	88		03.09								
	2.0 HDi	100		04.09								
	2.0 HDi	120		06.09								
	2.0 HDi FAP 140	103		03.09								
	1.6 THP	147			10.10					13.0460-2761.2	602761	24922 17,5 /Zub/S LUC
	1.6 16V	103		06.09		24.0109-0171.2	409171	249 9,0 8,0 +B				
	1.6 16V	115		09.09								
	1.6 HDi	82		03.09								
	1.6 HDi 115	84		03.13								
	1.6 THP	110		06.09								
	1.6 VTI	88		03.09								
	2.0 HDi	100		04.09								
	2.0 HDi	120		06.09								
	2.0 HDi FAP 140	103		03.09								
	1.6 THP	147			10.10					24.0112-0198.1	412198	290 12,0 10,0 +S +B
PEUGEOT 308 II (T9) (13-)												
	1.2 THP 110	81		11.13	+ Bremsscheibendurchm. 304 mm ¹⁾	13.0460-7300.2	607300	25833 17,3 +WE ATE				
	1.2 THP 130	96		11.13	+ Bremsscheibendurchm. 304 mm ¹⁾				13.0470-7300.2	LD7300	25702 18,2 + ATE	
	1.2 VTI 82	60		09.13	+ Bremsscheibendurchm. 304 mm ¹⁾							
	1.6 GT 205	151		06.14	+ Bremsscheibendurchm. 304 mm ¹⁾							
	1.6 HDi 100	73		04.14	+ Bremsscheibendurchm. 304 mm ¹⁾							
	1.6 HDi 115	85		09.13	+ Bremsscheibendurchm. 304 mm ¹⁾							
	1.6 HDi 120	88		11.13	+ Bremsscheibendurchm. 304 mm ¹⁾							
	1.6 HDi 92	68		09.13	+ Bremsscheibendurchm. 304 mm ¹⁾							
	1.6 THP 125	92		09.13	+ Bremsscheibendurchm. 304 mm ¹⁾							
	1.6 THP 150	110		03.14	+ Bremsscheibendurchm. 304 mm ¹⁾							
	1.6 THP 155	115		09.13	+ Bremsscheibendurchm. 304 mm ¹⁾							
	1.6 THP 163	120		06.14	+ Bremsscheibendurchm. 304 mm ¹⁾							
	1.6 VTI	85		03.14	+ Bremsscheibendurchm. 304 mm ¹⁾							
	2.0 GT HDi 180	133		06.14	+ Bremsscheibendurchm. 304 mm ¹⁾							
	2.0 HDi 150	110		11.13	+ Bremsscheibendurchm. 304 mm ¹⁾							
		1.2 THP 110	81		11.13				+ Bremsscheibendurchm. 304 mm ¹⁾	24.0128-0269.1	428269	304 28,0 26,0 V L +S +B
		1.2 THP 130	96		11.13				+ Bremsscheibendurchm. 304 mm ¹⁾			
1.2 VTI 82		60		09.13	+ Bremsscheibendurchm. 304 mm ¹⁾							
1.6 GT 205		151		06.14	+ Bremsscheibendurchm. 304 mm ¹⁾							
1.6 HDi 100		73		04.14	+ Bremsscheibendurchm. 304 mm ¹⁾							
1.6 HDi 115		85		09.13	+ Bremsscheibendurchm. 304 mm ¹⁾							
1.6 HDi 120		88		11.13	+ Bremsscheibendurchm. 304 mm ¹⁾							
1.6 HDi 92		68		09.13	+ Bremsscheibendurchm. 304 mm ¹⁾							
1.6 THP 125		92		09.13	+ Bremsscheibendurchm. 304 mm ¹⁾							
1.6 THP 150		110		03.14	+ Bremsscheibendurchm. 304 mm ¹⁾							
1.6 THP 155		115		09.13	+ Bremsscheibendurchm. 304 mm ¹⁾							
1.6 THP 163		120		06.14	+ Bremsscheibendurchm. 304 mm ¹⁾							
1.6 VTI		85		03.14	+ Bremsscheibendurchm. 304 mm ¹⁾							
2.0 GT HDi 180		133		06.14	+ Bremsscheibendurchm. 304 mm ¹⁾							
2.0 HDi 150		110		11.13	+ Bremsscheibendurchm. 304 mm ¹⁾							
		1.2 THP 110	81		11.13	+ Bremsscheibendurchm. 249 mm ²⁾	13.0460-7301.2	607301	- elektrische Feststellbremse ³⁾ 25841 16,1 + ATE			
		1.2 THP 130	96		11.13	+ Bremsscheibendurchm. 249 mm ²⁾						
	1.2 VTI 82	60		09.13	+ Bremsscheibendurchm. 249 mm ²⁾							
	1.6 GT 205	151		06.14	+ Bremsscheibendurchm. 249 mm ²⁾							
	1.6 HDi 100	73		04.14	+ Bremsscheibendurchm. 249 mm ²⁾							
	1.6 HDi 115	85		09.13	+ Bremsscheibendurchm. 249 mm ²⁾							
	1.6 HDi 120	88		11.13	+ Bremsscheibendurchm. 249 mm ²⁾							
	1.6 HDi 92	68		09.13	+ Bremsscheibendurchm. 249 mm ²⁾							
	1.6 THP 125	92		09.13	+ Bremsscheibendurchm. 249 mm ²⁾							
	1.6 THP 150	110		03.14	+ Bremsscheibendurchm. 249 mm ²⁾							
	1.6 THP 155	115		09.13	+ Bremsscheibendurchm. 249 mm ²⁾							

¹⁾ + brake disc diameter 304 mm / + disco fr.diam. 304mm / + disques fr.diam. 304mm / + disco fr.diam. 304mm

²⁾ + brake disc diameter 249mm / + diametro dischi freno 249mm / + diamètre disques frein 249mm / + diametro disco freno 249mm

³⁾ - electric parking brake / - freno a mano elettrico / - frein à main électrique / - freno de mano eléctrico



PEUGEOT 308 II (T9) (13-)

















	1.6 THP 163	120	06.14	+ Bremsscheibendurchm. 249 mm ¹⁾	13.0460-7301.2 607301 13.0470-7301.2 LD7301	- elektrische Feststellbremse ²⁾	25841 16,1 + 25841 16,1 +	ATE ATE
	1.6 VTi	85	03.14	+ Bremsscheibendurchm. 249 mm ¹⁾				
	2.0 GT HDi 180	133	06.14	+ Bremsscheibendurchm. 249 mm ¹⁾	13.0460-7295.2 607295 13.0470-7295.2 LD7295	- elektrische Feststellbremse ²⁾	25968 16,1 + 25968 16,1 +	ATE ATE
	2.0 HDi 150	110	11.13	+ Bremsscheibendurchm. 249 mm ¹⁾				
	1.2 THP 110	81	11.13	+ Bremsscheibendurchm. 268 mm ³⁾	13.0460-7295.2 607295 13.0470-7295.2 LD7295	- elektrische Feststellbremse ²⁾	25968 16,1 + 25968 16,1 +	ATE ATE
	1.2 THP 130	96	11.13	+ Bremsscheibendurchm. 268 mm ³⁾				
	1.2 VTi 82	60	09.13	+ Bremsscheibendurchm. 268 mm ³⁾	13.0460-7295.2 607295 13.0470-7295.2 LD7295	- elektrische Feststellbremse ²⁾	25968 16,1 + 25968 16,1 +	ATE ATE
	1.6 GT 205	151	06.14	+ Bremsscheibendurchm. 268 mm ³⁾				
	1.6 HDi 100	73	04.14	+ Bremsscheibendurchm. 268 mm ³⁾	13.0460-7295.2 607295 13.0470-7295.2 LD7295	- elektrische Feststellbremse ²⁾	25968 16,1 + 25968 16,1 +	ATE ATE
	1.6 HDi 115	85	09.13	+ Bremsscheibendurchm. 268 mm ³⁾				
	1.6 HDi 120	88	11.13	+ Bremsscheibendurchm. 268 mm ³⁾	13.0460-7295.2 607295 13.0470-7295.2 LD7295	- elektrische Feststellbremse ²⁾	25968 16,1 + 25968 16,1 +	ATE ATE
	1.6 HDi 92	68	09.13	+ Bremsscheibendurchm. 268 mm ³⁾				
	1.6 THP 125	92	09.13	+ Bremsscheibendurchm. 268 mm ³⁾	13.0460-7295.2 607295 13.0470-7295.2 LD7295	- elektrische Feststellbremse ²⁾	25968 16,1 + 25968 16,1 +	ATE ATE
	1.6 THP 150	110	03.14	+ Bremsscheibendurchm. 268 mm ³⁾				
	1.6 THP 155	115	09.13	+ Bremsscheibendurchm. 268 mm ³⁾	13.0460-7295.2 607295 13.0470-7295.2 LD7295	- elektrische Feststellbremse ²⁾	25968 16,1 + 25968 16,1 +	ATE ATE
	1.6 THP 163	120	06.14	+ Bremsscheibendurchm. 268 mm ³⁾				
	1.6 VTi	85	03.14	+ Bremsscheibendurchm. 268 mm ³⁾	13.0460-7295.2 607295 13.0470-7295.2 LD7295	- elektrische Feststellbremse ²⁾	25968 16,1 + 25968 16,1 +	ATE ATE
	2.0 GT HDi 180	133	06.14	+ Bremsscheibendurchm. 268 mm ³⁾				
	2.0 HDi 150	110	11.13	+ Bremsscheibendurchm. 268 mm ³⁾	13.0460-7295.2 607295 13.0470-7295.2 LD7295	- elektrische Feststellbremse ²⁾	25968 16,1 + 25968 16,1 +	ATE ATE

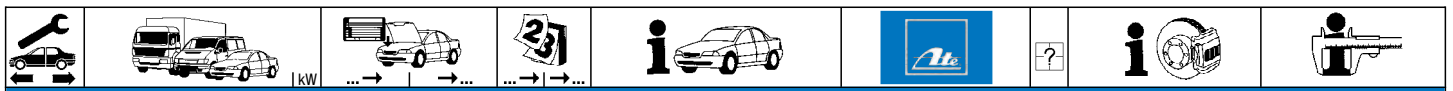
PEUGEOT 308 II SW (T9) (14-)

	1.2 e-THP	81	08.14	+ Bremsscheibendurchm. 304 mm ⁴⁾	13.0460-7300.2 607300 13.0470-7300.2 LD7300		25833 17,3 +/WE 25702 18,2 +	ATE ATE
	1.2 e-THP	96	03.14	+ Bremsscheibendurchm. 304 mm ⁴⁾				
	1.6 BlueHdi	73	03.14	+ Bremsscheibendurchm. 304 mm ⁴⁾	13.0460-7300.2 607300 13.0470-7300.2 LD7300		25833 17,3 +/WE 25702 18,2 +	ATE ATE
	1.6 BlueHdi	88	03.14	+ Bremsscheibendurchm. 304 mm ⁴⁾				
	1.6 e-HDi	85	03.14	+ Bremsscheibendurchm. 304 mm ⁴⁾	13.0460-7300.2 607300 13.0470-7300.2 LD7300		25833 17,3 +/WE 25702 18,2 +	ATE ATE
	1.6 GT 205	151	06.14	+ Bremsscheibendurchm. 304 mm ⁴⁾				
	1.6 HDi	68	03.14	+ Bremsscheibendurchm. 304 mm ⁴⁾	13.0460-7300.2 607300 13.0470-7300.2 LD7300		25833 17,3 +/WE 25702 18,2 +	ATE ATE
	1.6 THP	115	03.14	+ Bremsscheibendurchm. 304 mm ⁴⁾				
	1.6 THP 125	92	03.14	+ Bremsscheibendurchm. 304 mm ⁴⁾	13.0460-7300.2 607300 13.0470-7300.2 LD7300		25833 17,3 +/WE 25702 18,2 +	ATE ATE
	1.6 THP 150	110	03.14	+ Bremsscheibendurchm. 304 mm ⁴⁾				
	1.6 THP 163	120	06.14	+ Bremsscheibendurchm. 304 mm ⁴⁾	13.0460-7300.2 607300 13.0470-7300.2 LD7300		25833 17,3 +/WE 25702 18,2 +	ATE ATE
	1.6 VTi	85	03.14	+ Bremsscheibendurchm. 304 mm ⁴⁾				
	2.0 BlueHdi	110	03.14	+ Bremsscheibendurchm. 304 mm ⁴⁾	13.0460-7300.2 607300 13.0470-7300.2 LD7300		25833 17,3 +/WE 25702 18,2 +	ATE ATE
	2.0 BlueHdi 180	132	06.14	+ Bremsscheibendurchm. 304 mm ⁴⁾				
	2.0 GT HDi 180	133	06.14	+ Bremsscheibendurchm. 304 mm ⁴⁾	13.0460-7300.2 607300 13.0470-7300.2 LD7300		25833 17,3 +/WE 25702 18,2 +	ATE ATE
	1.2 e-THP	81	08.14	+ Bremsscheibendurchm. 304 mm ⁴⁾	24.0128-0269.1 428269		304 28,0 26,0 VL +S +B	
	1.2 e-THP	96	03.14	+ Bremsscheibendurchm. 304 mm ⁴⁾				
	1.6 BlueHdi	73	03.14	+ Bremsscheibendurchm. 304 mm ⁴⁾	24.0128-0269.1 428269		304 28,0 26,0 VL +S +B	
	1.6 BlueHdi	88	03.14	+ Bremsscheibendurchm. 304 mm ⁴⁾				
	1.6 e-HDi	85	03.14	+ Bremsscheibendurchm. 304 mm ⁴⁾	24.0128-0269.1 428269		304 28,0 26,0 VL +S +B	
	1.6 GT 205	151	06.14	+ Bremsscheibendurchm. 304 mm ⁴⁾				
	1.6 HDi	68	03.14	+ Bremsscheibendurchm. 304 mm ⁴⁾	24.0128-0269.1 428269		304 28,0 26,0 VL +S +B	
	1.6 THP	115	03.14	+ Bremsscheibendurchm. 304 mm ⁴⁾				
	1.6 THP 125	92	03.14	+ Bremsscheibendurchm. 304 mm ⁴⁾	24.0128-0269.1 428269		304 28,0 26,0 VL +S +B	
	1.6 THP 150	110	03.14	+ Bremsscheibendurchm. 304 mm ⁴⁾				
	1.6 THP 163	120	06.14	+ Bremsscheibendurchm. 304 mm ⁴⁾	24.0128-0269.1 428269		304 28,0 26,0 VL +S +B	
	1.6 VTi	85	03.14	+ Bremsscheibendurchm. 304 mm ⁴⁾				
	2.0 BlueHdi	110	03.14	+ Bremsscheibendurchm. 304 mm ⁴⁾	24.0128-0269.1 428269		304 28,0 26,0 VL +S +B	
	2.0 BlueHdi 180	132	06.14	+ Bremsscheibendurchm. 304 mm ⁴⁾				
	2.0 GT HDi 180	133	06.14	+ Bremsscheibendurchm. 304 mm ⁴⁾	24.0128-0269.1 428269		304 28,0 26,0 VL +S +B	
	1.2 e-THP	81	08.14	+ Bremsscheibendurchm. 249 mm ¹⁾	13.0460-7301.2 607301 13.0470-7301.2 LD7301		25841 16,1 + 25841 16,1 +	ATE ATE
	1.2 e-THP	96	03.14	+ Bremsscheibendurchm. 249 mm ¹⁾				
	1.6 BlueHdi	73	03.14	+ Bremsscheibendurchm. 249 mm ¹⁾	13.0460-7301.2 607301 13.0470-7301.2 LD7301		25841 16,1 + 25841 16,1 +	ATE ATE
	1.6 BlueHdi	88	03.14	+ Bremsscheibendurchm. 249 mm ¹⁾				
	1.6 e-HDi	85	03.14	+ Bremsscheibendurchm. 249 mm ¹⁾	13.0460-7301.2 607301 13.0470-7301.2 LD7301		25841 16,1 + 25841 16,1 +	ATE ATE
	1.6 GT 205	151	06.14	+ Bremsscheibendurchm. 249 mm ¹⁾				
	1.6 HDi	68	03.14	+ Bremsscheibendurchm. 249 mm ¹⁾	13.0460-7301.2 607301 13.0470-7301.2 LD7301		25841 16,1 + 25841 16,1 +	ATE ATE
	1.6 THP	115	03.14	+ Bremsscheibendurchm. 249 mm ¹⁾				
	1.6 THP 125	92	03.14	+ Bremsscheibendurchm. 249 mm ¹⁾	13.0460-7301.2 607301 13.0470-7301.2 LD7301		25841 16,1 + 25841 16,1 +	ATE ATE
	1.6 THP 150	110	03.14	+ Bremsscheibendurchm. 249 mm ¹⁾				
	1.6 THP 163	120	06.14	+ Bremsscheibendurchm. 249 mm ¹⁾	13.0460-7301.2 607301 13.0470-7301.2 LD7301		25841 16,1 + 25841 16,1 +	ATE ATE
	1.6 VTi	85	03.14	+ Bremsscheibendurchm. 249 mm ¹⁾				
	2.0 BlueHdi	110	03.14	+ Bremsscheibendurchm. 249 mm ¹⁾	13.0460-7301.2 607301 13.0470-7301.2 LD7301		25841 16,1 + 25841 16,1 +	ATE ATE
	2.0 BlueHdi 180	132	06.14	+ Bremsscheibendurchm. 249 mm ¹⁾				
	2.0 GT HDi 180	133	09.14	+ Bremsscheibendurchm. 249 mm ¹⁾	13.0460-7301.2 607301 13.0470-7301.2 LD7301		25841 16,1 + 25841 16,1 +	ATE ATE
	1.2 e-THP	81	08.14	+ Bremsscheibendurchm. 268 mm ³⁾	13.0460-7295.2 607295 13.0470-7295.2 LD7295	- elektrische Feststellbremse ²⁾	25968 16,1 + 25968 16,1 +	ATE ATE
	1.2 e-THP	96	03.14	+ Bremsscheibendurchm. 268 mm ³⁾				
	1.6 BlueHdi	73	03.14	+ Bremsscheibendurchm. 268 mm ³⁾	13.0460-7295.2 607295 13.0470-7295.2 LD7295	- elektrische Feststellbremse ²⁾	25968 16,1 + 25968 16,1 +	ATE ATE
	1.6 BlueHdi	88	03.14	+ Bremsscheibendurchm. 268 mm ³⁾				
	1.6 e-HDi	85	03.14	+ Bremsscheibendurchm. 268 mm ³⁾	13.0460-7295.2 607295 13.0470-7295.2 LD7295	- elektrische Feststellbremse ²⁾	25968 16,1 + 25968 16,1 +	ATE ATE
	1.6 GT 205	151	06.14	+ Bremsscheibendurchm. 268 mm ³⁾				
	1.6 HDi	68	03.14	+ Bremsscheibendurchm. 268 mm ³⁾	13.0460-7295.2 607295 13.0470-7295.2 LD7295	- elektrische Feststellbremse ²⁾	25968 16,1 + 25968 16,1 +	ATE ATE
	1.6 THP	115	03.14	+ Bremsscheibendurchm. 268 mm ³⁾				
	1.6 THP 125	92	03.14	+ Bremsscheibendurchm. 268 mm ³⁾	13.0460-7295.2 607295 13.0470-7295.2 LD7295	- elektrische Feststellbremse ²⁾	25968 16,1 + 25968 16,1 +	ATE ATE
	1.6 THP 150	110	03.14	+ Bremsscheibendurchm. 268 mm ³⁾				
	1.6 THP 163	120	06.14	+ Bremsscheibendurchm. 268 mm ³⁾	13.0460-7295.2 607295 13.0470-7295.2 LD7295	- elektrische Feststellbremse ²⁾	25968 16,1 + 25968 16,1 +	ATE ATE
	1.6 VTi	85	03.14	+ Bremsscheibendurchm. 268 mm ³⁾				
	2.0 BlueHdi	110	03.14	+ Bremsscheibendurchm. 268 mm ³⁾	13.0460-7295.2 607295 13.0470-7295.2 LD7295	- elektrische Feststellbremse ²⁾	25968 16,1 + 25968 16,1 +	ATE ATE
	2.0 BlueHdi 180	132	06.14	+ Bremsscheibendurchm. 268 mm ³⁾				
	2.0 GT HDi 180	133	06.14	+ Bremsscheibendurchm. 268 mm ³⁾	13.0460-7295.2 607295 13.0470-7295.2 LD7295	- elektrische Feststellbremse ²⁾	25968 16,1 + 25968 16,1 +	ATE ATE

¹⁾ + brake disc diameter 249mm / + diametro dischi freno 249mm / + diamètre disques frein 249mm / + diámetro disco freno 249mm
²⁾ - electric parking brake / - freno a mano eléctrico / - frein à main électrique / - freno de mano eléctrico
³⁾ + brake disc diameter 268 mm / + disco fr.diam. 268mm / + disques fr.diam. 268mm / + disco fr.diam. 268mm
⁴⁾ + brake disc diameter 304 mm / + disco fr.diam. 304mm / + disques fr.diam. 304mm / + disco fr.diam. 304mm



											
PEUGEOT 405 (93-95)											
	1.4 i	55		09.92	10.95	13.0460-3911.2	603911		20905 18,0 +/WK	BDX	
	1.6	65		09.92	10.95	13.0460-0403.2	610403		Belagsatz-Zubehör	BDX	
	1.6	65		09.92	10.95	13.0460-2971.2	602971		21209 18,5 +/WK/S	LUC	
	1.8 i	74		09.92	10.95						
	1.9	93		09.92	12.93						
	1.9 D			09.92	10.95						
	1.9 TD	66		09.92	10.95						
	2.0 16V	144		09.92	10.95						
2.0 i	89		09.92	10.95							
2.0 i X4	89		09.92	10.95							
	1.4 i	55		09.92	10.95	24.0110-0183.1	410183		266 10,0 8,0		
	1.6	65		09.92	10.95						
	1.8 i	74		09.92	10.95	24.0120-0133.1	420133		266 20,5 18,5 V +S +B		
	1.9	93		09.92	12.93	24.0320-0133.1	520133		266 20,5 18,5 V +S +B PD		
	1.9 D			09.92	10.95						
	1.9 TD	66		09.92	10.95						
	2.0 16V	144		09.92	10.95						
	2.0 i	89		09.92	10.95						
2.0 i X4	89		09.92	10.95							
2.0 T16 X4	144		07.93	10.95	24.0122-0142.1	422142		283 22,0 20,0 V L +B			
	1.9	93		09.92	12.93	13.0460-2842.2	602842		20961 15,2 /S	LUC	
	1.9 TD	66		09.92	10.95 + ABS	13.0460-0072.2	610072		Belagsatz-Zubehör	LUC	
	2.0 16V	144		09.92	10.95						
	2.0 i	89		09.92	10.95						
	2.0 i X4	89		09.92	10.95	13.0460-2937.2	602937		20961 15,2 /Zub/S	LUC	
2.0 T16 X4	144		07.93	10.95	13.0460-0419.2	610419		Belagsatz-Zubehör	LUC		
	1.9	93		09.92	12.93	24.0110-0199.1	410199		247 10,0 8,0		
	1.9 TD	66		09.92	10.95 + ABS						
	2.0 16V	144		09.92	10.95						
	2.0 i	89		09.92	10.95						
	2.0 i X4	89		09.92	10.95	24.0110-0187.1	410187		247 10,0 9,0 +S +B		
2.0 T16 X4	144		07.93	10.95							
	1.4 i Lim.	55	S 71407666	09.92	- ABS	03.0137-0202.2	650202		229 x 42	BDX	
	1.6 Lim.	65	S 71407666	09.92	- ABS	03.0137-9089.2	669089		Bremsbacken-Zubehör	BDX	
	1.8 i Lim.	74	S 71407666	09.92	- ABS						
	1.9 D Lim.		S 71407666	09.92	- ABS						
	1.4 i Lim.	55	S 71407667		10.95	- ABS	03.0137-0202.2	650202		229 x 42	BDX
	1.6 Lim.	65	S 71407667		10.95	- ABS	03.0137-9228.2	669228		Bremsbacken-Zubehör	BDX
	1.8 i Lim.	74	S 71407667		10.95	- ABS					
	1.9 D Lim.		S 71407667		10.95	- ABS					
	1.4 i Kombi	55	S 71211989	09.92	- ABS	03.0137-0271.2	650271		229 x 42 HEB	LUC	
	1.4 i Kombi	55	S 71211990		10.95	+ ABS (Bendix)	03.0137-9027.2	669027		Bremsbacken-Zubehör	LUC
	1.4 i Lim.	55		09.92	10.95	+ ABS (Bendix)					
	1.6 Kombi	65	S 71211989	09.92	- ABS						
	1.6 Kombi	65	S 71211990		10.95	+ ABS (Bendix)					
	1.6 Lim.	65		09.92	10.95	+ ABS (Bendix)					
	1.8 i Kombi	74	S 71211989	09.92	- ABS						
1.8 i Kombi	74	S 71211990		10.95	+ ABS (Bendix)						
1.8 i Lim.	74		09.92	10.95	+ ABS (Bendix)						
1.9 D Kombi		S 71211989	09.92	- ABS							
1.9 D Kombi		S 71211990		10.95	+ ABS (Bendix)						
1.9 D Lim.		S 71211990	09.92	10.95	+ ABS (Bendix)						
1.4 i Kombi	55		09.92	10.95	+ ABS (Bosch)	03.0137-0347.2	650347		229 x 42 HEB	LUC	
1.4 i Kombi	55	S 71211990		10.95	- ABS	03.0137-9220.2	669220		Bremsbacken-Zubehör	LUC	
1.6 Kombi	65		09.92	10.95	+ ABS (Bosch)						
1.6 Kombi	65	S 71211990		10.95	- ABS						
1.8 i Kombi	74		09.92	10.95	+ ABS (Bosch)						
1.8 i Kombi	74	S 71211990		10.95	- ABS						
1.9 D Kombi			09.92	10.95	+ ABS (Bosch)						
1.9 D Kombi		S 71211990		10.95	- ABS						
1.9 TD Kombi	66		09.92	10.95	- ABS						
	1.4 i	55		09.92	10.95	24.0222-8017.1	480071		229/230 x 50,5		
	1.6	65		09.92	10.95						
	1.8 i	74		09.92	10.95						
	1.9 D			09.92	10.95						
	1.9 TD	66		09.92	10.95						
	1.4 i Lim.	55	S 71407667		10.95	- ABS	03.0520-1220.3	691220		20,64/229x42 TopKit	BDX
	1.6 Lim.	65	S 71407667		10.95	- ABS					
	1.8 i Lim.	74	S 71407667		10.95	- ABS					
	1.9 D Lim.		S 71407667		10.95	- ABS					
	1.4 i Kombi	55	S 71211989	09.92	- ABS	03.0520-4120.3	694120		20,64/229x42 TopKit	LUC	
	1.4 i Kombi	55	S 71211990		10.95	+ ABS (Bendix)					
	1.4 i Lim.	55		09.92	10.95	+ ABS (Bendix)					
	1.6 Kombi	65	S 71211989	09.92	- ABS						
	1.6 Kombi	65	S 71211990		10.95	+ ABS (Bendix)					
	1.6 Lim.	65		09.92	10.95	+ ABS (Bendix)					
	1.8 i Kombi	74	S 71211989	09.92	- ABS						
	1.8 i Kombi	74	S 71211990		10.95	+ ABS (Bendix)					
	1.8 i Lim.	74		09.92	10.95	+ ABS (Bendix)					
	1.9 D Kombi		S 71211989	09.92	- ABS						
	1.9 D Kombi		S 71211990		10.95	+ ABS (Bendix)					
1.9 D Lim.		S 71211990	09.92	10.95	+ ABS (Bendix)						
1.4 i Kombi	55		09.92	10.95	+ ABS (Bosch)	03.0520-5420.3	695420		20,64/229x42 TopKit	LUC	
1.4 i Kombi	55	S 71211990		10.95	- ABS						
1.6 Kombi	65		09.92	10.95	+ ABS (Bosch)						




















PEUGEOT 405 (93-95)

	1.6 Kombi 1.8 i Kombi 1.8 i Kombi 1.9 D Kombi 1.9 D Kombi 1.9 TD Kombi	65 S 71211990 74 74 S 71211990 S 71211990 66	09.92 09.92 09.92	10.95 - ABS 10.95 + ABS (Bosch) 10.95 - ABS 10.95 + ABS (Bosch) 10.95 - ABS 10.95 - ABS	03.0520-5420.3 695420		20,64/229x42 TopKit	LUC
--	---	--	-------------------------	--	--------------------------	--	---------------------	-----

PEUGEOT 406 Limousine (95-04)

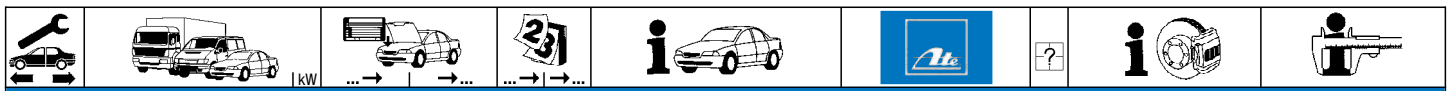
	1.6 i 1.8 16V 1.8 16V 1.8 i 1.9 D 1.9 TD 1.9 TD 2.0 16V 2.0 16V 2.0 16V 2.0 16V HPi 2.0 HDi 110 2.0 HDi 110 FAP 2.0 HDi 90 2.0 Turbo 2.1 TD 2.2 HDi 2.2 i 3.0 24V 3.0 V6	65 81 85 66 55 66 68 97 99 100 103 80 79 66 108 80 98 116 140 152		10.95 04.04 10.95 10.00 10.00 04.04 05.97 04.04 10.96 04.04 01.96 04.04 01.96 04.04 10.95 04.04 01.99 08.00 08.00 04.04 05.01 04.04 02.99 08.01 08.01 04.04 02.99 04.04 04.96 04.04 10.95 04.04 03.00 04.04 07.00 04.04 10.96 04.04 03.00 04.04	13.0460-2816.2 602816 13.0460-2817.2 602817		21724 19,3 +/WK/S 21674 19,0 +/WK/S	LUC LUC
	1.6 i 1.8 16V 1.8 16V 1.8 i 1.9 D 1.9 TD 1.9 TD 2.0 16V 2.0 16V 2.0 16V 2.0 16V HPi 2.0 HDi 110 2.0 HDi 110 FAP 2.0 HDi 90 2.0 Turbo 2.1 TD 2.2 HDi 2.2 i 3.0 24V 3.0 V6	65 81 85 66 55 66 68 97 99 100 103 80 79 66 108 80 98 116 140 152		10.95 04.04 10.95 10.00 10.00 04.04 05.97 04.04 10.96 04.04 01.96 04.04 01.96 04.04 10.95 04.04 01.99 08.00 08.00 04.04 05.01 04.04 02.99 08.01 08.01 04.04 02.99 04.04 04.96 04.04 10.95 04.04 03.00 04.04 07.00 04.04 10.96 04.04 03.00 04.04	24.0124-0139.1 424139 24.0126-0106.1 426106 24.0326-0106.1 526106		260 24,0 22,0 V +S +B 283 26,0 24,2 V +S +B 283 26,0 24,2 V +S +B PD	
	1.8 16V 2.0 16V 2.0 16V 2.0 16V 2.0 16V HPi 2.0 HDi 110 2.0 HDi 110 FAP 2.0 HDi 90 2.0 Turbo 2.1 TD 2.2 HDi 2.2 i 3.0 24V 3.0 V6 1.8 16V 2.0 16V 2.0 16V 2.0 16V HPi 2.0 HDi 110 FAP 2.0 HDi 90 2.0 Turbo 2.1 TD 2.2 HDi 2.2 i 3.0 24V 3.0 V6	85 97 99 100 103 80 79 66 108 80 98 116 140 152 85 S 80012041 97 S 80012041 100 S 80012041 103 S 80012041 79 S 80012041 66 S 80012041 108 S 80012041 80 S 80012041 98 S 80012041 116 S 80012041 140 S 80012041 152 S 80012041	S 80012040 S 80012040 S 80012040 S 80012040 S 80012040 S 80012040 S 80012040 S 80012040 S 80012040 S 80012040 S 80012040 S 80012040 S 80012040 S 80012040	10.00 10.95 01.99 08.00 08.00 05.01 02.99 08.01 08.01 02.99 04.96 10.95 03.00 07.00 10.96 03.00 04.04 04.04 04.04 04.04 04.04 04.04 04.04 04.04 04.04 04.04 04.04 04.04	13.0460-4059.2 604059 13.0460-0409.2 610409		21278 16,4 +/WK Belagsatz-Zubehör	ATE ATE
	1.8 16V 2.0 16V 2.0 16V 2.0 16V HPi 2.0 HDi 110 2.0 HDi 110 FAP 2.0 HDi 90 2.0 Turbo 2.1 TD 2.2 HDi 2.2 i 3.0 24V 3.0 V6	85 97 99 100 103 79 66 108 80 98 116 140 152		10.00 04.04 10.95 04.04 01.99 08.00 08.00 04.04 05.01 04.04 02.99 08.01 08.01 04.04 02.99 04.04 04.96 04.04 10.95 04.04 03.00 04.04 07.00 04.04 10.96 04.04	24.0110-0230.1 410230		291 10,0 8,0 +B	



									
PEUGEOT 406 Limousine (95-04)									
	3.0 V6	152		03.00	04.04		24.0110-0230.1	410230	291 10,0 8,0 +B
	1.6 i	65		10.95	04.04		03.0137-0340.2	650340	229 x 42 HEB BDX
	1.8 16V	81		10.95	10.00		03.0137-9228.2	669228	BDX
	1.8 i	66		05.97	04.04				
	1.9 D	55		10.96	04.04				
	1.9 TD	66		10.95	04.04				
	1.9 TD	68		01.96	04.04				
	1.6 i	65		10.95	04.04		24.0222-8017.1	480071	229/230 x 50,5
	1.8 16V	81		10.95	10.00				
	1.8 i	66		05.97	04.04				
	1.9 D	55		10.96	04.04				
	1.9 TD	66		10.95	04.04				
	1.9 TD	68		01.96	04.04				
	1.6 i	65		10.95	04.04	- ABS	03.0520-5820.3	695820	- integriertem Regler 1)
	1.8 16V	81		10.95	10.00	- ABS	03.0520-5920.3	695920	+ integriertem Regler 2)
	1.8 i	66		05.97	04.04	- ABS			20,64/229x42 TopKit BDX
	1.9 D	55		10.96	04.04	- ABS			BDX
	1.9 TD	66		10.95	04.04	- ABS			
	1.9 TD	68		01.96	04.04	- ABS			
	1.6 i	65		10.95	04.04	+ ABS	03.0520-5820.3	695820	- integriertem Regler 1)
	1.8 16V	81		10.95	10.00	+ ABS			20,64/229x42 TopKit BDX
	1.8 i	66		05.97	04.04	+ ABS			BDX
	1.9 D	55		10.96	04.04	+ ABS			
	1.9 TD	66		10.95	04.04	+ ABS			
	1.9 TD	68		01.96	04.04	+ ABS			
	1.8 16V	85		10.00	04.04		03.0137-4010.2	654010	180 x 30 /Zub
	2.0 16V	97		10.95	04.04		03.0137-9249.2	669249	Bremsbacken-Zubehör
	2.0 16V	99		01.99	08.00				
	2.0 16V	100		08.00	04.04				
	2.0 16V HPi	103		05.01	04.04				
	2.0 HDi 110	80		02.99	08.01				
	2.0 HDi 110 FAP	79		08.01	04.04				
	2.0 HDi 90	66		02.99	04.04				
	2.0 Turbo	108		04.96	04.04				
	2.1 TD	80		10.95	04.04				
	2.2 HDi	98		03.00	04.04				
	2.2 i	116		07.00	04.04				
	3.0 24V	140		10.96	04.04				
	3.0 V6	152		03.00	04.04				
PEUGEOT 406 Kombi (96-04)									
	1.8	66		05.97	04.04		13.0460-2816.2	602816	21724 19,3 +/WK/S LUC
	1.8 16V	81		10.95	10.00				
	1.8 16V	85		10.96	04.04				
	1.9 D	55		10.96	04.04				
	1.9 TD	66		10.95	04.04		13.0460-2817.2	602817	21674 19,0 +/WK/S LUC
	2.0 16V	97		10.96	04.04				
	2.0 16V	99		01.99	10.00				
	2.0 16V	100		10.00	04.04				
	2.0 16V HPi	103		05.01	04.04				
	2.0 HDi 110	80		02.99	08.01				
	2.0 HDi 110 FAP	79		08.01	04.04				
	2.0 HDi 90	66		02.99	04.04				
	2.0 Turbo	108		10.96	04.04				
	2.1 TD	80		10.96	04.04				
	2.2	116		07.00	04.04				
	2.2 HDi	98		03.00	04.04				
	3.0 24V	140		10.96	04.04				
	3.0 V6	152		03.00	04.04				
	1.8	66		05.97	04.04		24.0124-0139.1	424139	260 24,0 22,0 V +S +B
	1.8 16V	81		10.95	10.00				
	1.8 16V	85		10.96	04.04				
	1.9 D	55		10.96	04.04				
	1.9 TD	66		10.95	04.04		24.0126-0106.1	426106	283 26,0 24,2 V +S +B
	2.0 16V	97		10.96	04.04		24.0326-0106.1	526106	283 26,0 24,2 V +S +B PD
	2.0 16V	99		01.99	10.00				
	2.0 16V	100		10.00	04.04				
	2.0 16V HPi	103		05.01	04.04				
	2.0 HDi 110	80		02.99	08.01				
	2.0 HDi 110 FAP	79		08.01	04.04				
	2.0 HDi 90	66		02.99	04.04				
	2.0 Turbo	108		10.96	04.04				
	2.1 TD	80		10.96	04.04				
	2.2	116		07.00	04.04				
	2.2 HDi	98		03.00	04.04				
	3.0 24V	140		10.96	04.04				
	3.0 V6	152		03.00	04.04				
	1.8 16V	85	S 80012040	10.00			13.0460-4059.2	604059	21278 16,4 +/WK
	2.0 16V	97	S 80012040	10.96			13.0460-0409.2	610409	Belagsatz-Zubehör
	2.0 16V	99		01.99	10.00				ATE
	2.0 16V	100	S 80012040	10.00					
	2.0 16V HPi	103	S 80012040	05.01					
	2.0 HDi 110	80		02.99	08.01				
	2.0 HDi 110 FAP	79	S 80012040	08.01					

1) - built-in corrector / - regolatore incorporato / - correcteur intégré / - regulador integrado

2) + built-in corrector / + regolatore incorporato / + correcteur intégré / + regulador integrado



PEUGEOT 406 Kombi (96-04)

	2.0 HDi 90	66	S 80012040	02.99		13.0460-4059.2	604059			21278 16,4 +WK	ATE
	2.0 Turbo	108	S 80012040	10.96		13.0460-0409.2	610409			Belagsatz-Zubehör	ATE
	2.1 TD	80	S 80012040	10.96							
	2.2	116	S 80012040	07.00							
	2.2 HDi	98	S 80012040	03.00							
	3.0 24V	140	S 80012040	10.96							
	3.0 V6	152	S 80012040	03.00							
	1.8 16V	85 S 80012041		04.04		13.0460-7134.2	607134			21278 16,4	ATE
	2.0 16V	97 S 80012041		04.04							
	2.0 16V	100 S 80012041		04.04							
	2.0 16V HPi	103 S 80012041		04.04							
	2.0 HDi 110 FAP	79 S 80012041		04.04							
	2.0 HDi 90	66 S 80012041		04.04							
	2.0 Turbo	108 S 80012041		04.04							
	2.1 TD	80 S 80012041		04.04							
	2.2	116 S 80012041		04.04							
	2.2 HDi	98 S 80012041		04.04							
	3.0 24V	140 S 80012041		04.04							
	3.0 V6	152 S 80012041		04.04							
	1.8 16V	85		10.00	04.04	24.0110-0230.1	410230			291 10,0 8,0 +B	
	2.0 16V	97		10.96	04.04						
	2.0 16V	99		01.99	10.00						
	2.0 16V	100		10.00	04.04						
	2.0 16V HPi	103		05.01	04.04						
	2.0 HDi 110	80		02.99	08.01						
	2.0 HDi 110 FAP	79		08.01	04.04						
	2.0 HDi 90	66		02.99	04.04						
	2.0 Turbo	108		10.96	04.04						
	2.1 TD	80		10.96	04.04						
	2.2	116		07.00	04.04						
	2.2 HDi	98		03.00	04.04						
	3.0 24V	140		10.96	04.04						
	3.0 V6	152		03.00	04.04						
	1.8	66		05.97	04.04	03.0137-0340.2	650340			229 x 42 HEB	BDX
	1.8 16V	81		10.95	10.00	03.0137-9228.2	669228			Bremsbacken-Zubehör	BDX
	1.9 D	55		10.96	04.04						
	1.9 TD	66		10.96	04.04						
	1.8	66		05.97	04.04	24.0222-8017.1	480071			229/230 x 50,5	
	1.8 16V	81		10.95	10.00						
	1.9 D	55		10.96	04.04						
	1.9 TD	66		10.96	04.04						
	1.8	66		05.97	04.04	03.0520-5820.3	695820		- integriertem Regler 1)	20,64/229x42 TopKit	BDX
	1.8 16V	81		10.95	10.00	03.0520-5920.3	695920		+ integriertem Regler 2)	20,64/229x42 TopKit	BDX
	1.9 D	55		10.96	04.04						
	1.9 TD	66		10.96	04.04						
	1.8	66		05.97	04.04	03.0520-5820.3	695820		- integriertem Regler 1)	20,64/229x42 TopKit	BDX
	1.8 16V	81		10.95	10.00						
	1.9 D	55		10.96	04.04						
	1.9 TD	66		10.96	04.04						
	1.8 16V	85		10.00	04.04	03.0137-4010.2	654010			180 x 30 /Zub	
	2.0 16V	97		10.96	04.04	03.0137-9249.2	669249			Bremsbacken-Zubehör	
	2.0 16V	99		01.99	10.00						
	2.0 16V	100		10.00	04.04						
	2.0 16V HPi	103		05.01	04.04						
	2.0 HDi 110	80		02.99	08.01						
	2.0 HDi 110 FAP	79		08.01	04.04						
	2.0 HDi 90	66		02.99	04.04						
	2.0 Turbo	108		10.96	04.04						
	2.1 TD	80		10.96	04.04						
	2.2	116		07.00	04.04						
	2.2 HDi	98		03.00	04.04						
	3.0 24V	140		10.96	04.04						
	3.0 V6	152		03.00	04.04						

PEUGEOT 406 Coupe (97-05)

	2.0 16V	97		03.97	09.05	13.0460-2817.2	602817			21674 19,0 +WK/S	LUC
	2.0 16V	99		01.99	10.00						
	2.0 16V	100		10.00	09.05						
	2.2	116		03.02	09.05						
	2.2 HDi	98		06.02	09.05						
	2.2 HDi	98		03.00	06.02	13.0460-4969.2	604969			23753 18,0 +WK	BRE
	3.0 24V	140		03.97	09.05						
	3.0 V6	152		03.00	09.05						
	2.0 16V	97		03.97	09.05	24.0126-0106.1	426106			283 26,0 24,2 V +S +B	
	2.0 16V	99		01.99	10.00	24.0326-0106.1	526106			283 26,0 24,2 V +S +B PD	
	2.0 16V	100		10.00	09.05						
	2.2	116		03.02	09.05						
	2.2 HDi	98		06.02	09.05						
	2.2 HDi	98		03.00	06.02	24.0128-0143.1	428143			305 28,0 26,0 V	
	3.0 24V	140		03.97	09.05						
	3.0 V6	152		03.00	09.05						
	2.0 16V	97	S 80012040	03.97	10.00	13.0460-4059.2	604059			21278 16,4 +WK	ATE
	2.0 16V	99		01.99	10.00	13.0460-0409.2	610409			Belagsatz-Zubehör	ATE
	2.0 16V	100	S 80012040	10.00							
	2.2	116	S 80012040	03.02							
	2.2 HDi	98	S 80012040	03.00							

1) - built-in corrector / - regolatore incorporato / - correcteur intégré / - regulador integrado

2) + built-in corrector / + regolatore incorporato / + correcteur intégré / + regulador integrado

























PEUGEOT 406 Coupe (97-05)

	3.0 24V	140	S 80012040	03.97		13.0460-4059.2	604059		21278 16,4 +/WK	ATE
	3.0 V6	152	S 80012040	03.00		13.0460-0409.2	610409		Belagsatz-Zubehör	ATE
	2.0 16V	97	S 80012041		09.05				21278 16,4	ATE
	2.0 16V	100	S 80012041		09.05					
	2.2	116	S 80012041		09.05					
	2.2 HDi	98	S 80012041		09.05					
3.0 24V	140	S 80012041		09.05						
3.0 V6	152	S 80012041		09.05						
	2.0 16V	97		03.97	09.05	24.0110-0230.1	410230		291 10,0 8,0 +B	
	2.0 16V	99		01.99	10.00					
	2.0 16V	100		10.00	09.05					
	2.2	116		03.02	09.05					
	2.2 HDi	98		03.00	09.05					
	3.0 24V	140		03.97	09.05					
3.0 V6	152		03.00	09.05						
	2.0 16V	97		03.97	09.05	03.0137-4010.2	654010		180 x 30 /Zub	
	2.0 16V	99		01.99	10.00	03.0137-9249.2	669249		Bremsbacken-Zubehör	
	2.0 16V	100		10.00	09.05					
	2.2	116		03.02	09.05					
	2.2 HDi	98		03.00	09.05					
	3.0 24V	140		03.97	09.05					
3.0 V6	152		03.00	09.05						

PEUGEOT 407 Limousine / SW (04-11)

	1.6 HDi 110	80		05.04	02.11	13.0460-2891.2	602891		23134 19,6 +/WK/S	LUC	
	1.8 16V	85		05.04	02.11	13.0470-2891.2	LD2891		23134 19,6 +/WK/S	LUC	
	1.8 16V	92		09.05	02.11						
	2.0 16V	100		05.04	02.11						
	2.0 16V	103		09.05	02.11						
	2.0 Bioflex	103		09.07	02.11						
	2.0 HDi 135	100	ORGA 11682	05.04							
	2.2 16V	116		05.04	02.11	13.0460-2892.2	602892		24133 18,6 +/WK/Zub/S	LUC	
	2.2 16V	120		09.05	02.11	13.0470-2892.2	LD2892		24133 18,6 +/WK/Zub/S	LUC	
	2.2 HDi	120		06.08	02.11						
2.2 HDi 170	125		05.06	02.11							
2.7 HDi	150		10.05	02.11							
3.0 V6	155	ORGA 12410	05.04								
	2.0 HDi	110		10.10	02.11	13.0460-7252.2	607252		24332 18,3 +/WK	ATE	
	2.0 HDi	120		07.09	02.11	13.0470-7252.2	LD7252		24332 18,3 +/WK	ATE	
	2.0 HDi 135	100	ORGA 11683		02.11						
	2.0 HDi 140	103		08.08	02.11						
	3.0 V6	155	ORGA 12411		02.11	13.0460-7279.2	607279		25069 17,3 +/WK	ATE	
		1.6 HDi 110	80		05.04	02.11	24.0126-0121.1	426121		283 26,0 24,0 V L +S +B	
		1.8 16V	85		05.04	02.11					
		1.8 16V	92		09.05	02.11					
		2.0 16V	100		05.04	02.11					
		2.0 16V	103		09.05	02.11					
2.0 Bioflex		103		09.07	02.11						
2.0 HDi 135		100	ORGA 11682	05.04							
2.2 16V		116	ORGA 11193	05.04		24.0130-0181.1	430181		330 30,0 28,0 V +S +B		
2.2 16V		120	ORGA 11193	09.05							
2.2 HDi		120	ORGA 11193	06.08							
2.2 HDi 170	125	ORGA 11193	05.06								
2.7 HDi	150	ORGA 11193	10.05								
3.0 V6	155	ORGA 11193	05.04								
	2.2 16V	116	ORGA 11194		02.11	24.0130-0206.1	430206		330 30,0 28,0 V L +S +B		
	2.2 16V	120	ORGA 11194		02.11						
	2.2 HDi	120	ORGA 11194		02.11						
	2.2 HDi 170	125	ORGA 11194		02.11						
	2.7 HDi	150	ORGA 11194		02.11						
	3.0 V6	155	ORGA 11194		02.11						
	2.0 HDi	110		10.10	02.11	24.0128-0216.1	428216		304 28,0 26,0 V +S +B		
	2.0 HDi 135	100	ORGA 11683		02.11						
	2.0 HDi 140	103		08.08	02.11						
	2.0 HDi	120		07.09	02.11	24.0128-0269.1	428269		304 28,0 26,0 V L +S +B		
3.0 V6	155	ORGA 12411		02.11	24.0130-0227.1	430227		340 30,0 28,0 V L +S +B			
	1.6 HDi 110	80	ORGA 11073	05.04		24.0710-2018.1	360225	2	Radsensor L=1259		
	1.8 16V	85	ORGA 11073	05.04							
	1.8 16V	92	ORGA 11073	09.05							
	2.0 16V	100	ORGA 11073	05.04							
	2.0 16V	103	ORGA 11073	09.05							
	2.0 HDi 135	100	ORGA 11073	05.04							
	2.2 16V	116	ORGA 11073	05.04							
	2.2 16V	120	ORGA 11073	09.05							
	2.2 HDi 170	125	ORGA 11073	05.06							
	2.7 HDi	150	ORGA 11073	10.05							
3.0 V6	155	ORGA 11073	05.04								
	1.6 HDi 110	80	ORGA 11683		02.11	24.0711-5215.3	360317	2	Radsensor L=1259		
	1.8 16V	85	ORGA 11683		02.11	24.0711-5345.3	360372	2	Radsensor L=1259		
	1.8 16V	92	ORGA 11683		02.11						
	2.0 16V	100	ORGA 11683		02.11						
	2.0 16V	103	ORGA 11683		02.11						
	2.0 Bioflex	103	ORGA 11683		02.11						
	2.0 HDi	110		02.10	02.11						
	2.0 HDi	120		07.09	02.11						



										
PEUGEOT 407 Limousine / SW (04-11)										
	2.0 HDi 135 2.0 HDi 140 2.2 16V 2.2 16V 2.2 HDi 2.2 HDi 170 2.7 HDi 3.0 V6	100 ORGA 11683 103 ORGA 11683 116 ORGA 11683 120 ORGA 11683 120 ORGA 11683 125 ORGA 11683 150 ORGA 11683 155 ORGA 11683		02.11 02.11 02.11 02.11 02.11 02.11 02.11 02.11		24.0711-5215.3 24.0711-5345.3	360317 360372	2  2 	Radsensor L=1259 Radsensor L=1259	
	1.6 HDi 110 1.8 16V 1.8 16V 2.0 16V 2.0 16V 2.0 Bioflex 2.0 HDi 2.0 HDi 2.0 HDi 135 2.0 HDi 140 2.2 16V 2.2 16V 2.2 HDi 2.2 HDi 170 2.7 HDi 3.0 V6	80 85 92 100 103 103 110 120 100 103 116 120 120 125 150 155		05.04 02.11 05.04 02.11 09.05 02.11 05.04 02.11 09.05 02.11 09.07 02.11 02.10 02.11 07.09 02.11 05.04 02.11 08.08 02.11 05.04 02.11 09.05 02.11 06.08 02.11 05.06 02.11 10.05 02.11 05.04 02.11		13.0460-2893.2 13.0470-2893.2	602893 LD2893		24135 17,7 /S 24135 17,7 /S	LUC LUC
	1.6 HDi 110 1.8 16V 1.8 16V 2.0 16V 2.0 16V 2.0 Bioflex 2.0 HDi 2.0 HDi 2.0 HDi 135 2.0 HDi 140 2.2 16V 2.2 16V 2.2 HDi 2.2 HDi 170 2.7 HDi 3.0 V6	80 85 92 100 103 103 110 120 100 103 116 120 120 125 150 155		05.04 02.11 05.04 02.11 09.05 02.11 05.04 02.11 09.05 02.11 09.07 02.11 02.10 02.11 07.09 02.11 05.04 02.11 08.08 02.11 05.04 02.11 09.05 02.11 06.08 02.11 05.06 02.11 10.05 02.11 05.04 02.11		24.0112-0162.1	412162		290 12,0 10,0 +S +B	
	1.6 HDi 110 1.8 16V 1.8 16V 2.0 16V 2.0 16V 2.0 HDi 135 2.2 16V 2.2 16V 2.2 HDi 170 2.7 HDi 3.0 V6	80 85 92 100 103 100 116 120 125 150 155	ORGA 11073 ORGA 11073 ORGA 11073 ORGA 11073 ORGA 11073 ORGA 11073 ORGA 11073 ORGA 11073 ORGA 11073 ORGA 11073 ORGA 11073	05.04 05.04 09.05 05.04 09.05 05.04 09.05 05.06 10.05 05.04		24.0710-2019.1	360226	2 	Radsensor L=1762	
	1.6 HDi 110 1.8 16V 1.8 16V 2.0 16V 2.0 16V 2.0 Bioflex 2.0 HDi 2.0 HDi 2.0 HDi 135 2.0 HDi 140 2.2 16V 2.2 16V 2.2 HDi 2.2 HDi 170 2.7 HDi 3.0 V6	80 ORGA 11683 85 ORGA 11683 92 ORGA 11683 100 ORGA 11683 103 ORGA 11683 103 ORGA 11683 110 120 100 ORGA 11683 103 ORGA 11683 116 ORGA 11683 120 ORGA 11683 120 ORGA 11683 125 ORGA 11683 150 ORGA 11683 155 ORGA 11683		02.11 02.11 02.11 02.11 02.11 02.11 02.11 02.11 02.11 02.11 02.11 02.11 02.11 02.11 02.11 02.11		24.0711-5216.3	360318	2 	Radsensor L=1762	
PEUGEOT 407 Coupe (05-11)										
	2.0 HDi 135 2.2 16V 2.7 HDi 3.0 V6 3.0 HDi 3.0 V6	100 120 150 155 177 155 ORGA 12411	ORGA 12410	07.07 12.11 10.05 12.11 10.05 12.11 10.05 06.09 12.11 12.11		13.0460-2892.2 13.0470-2892.2	602892 LD2892		24133 18,6 +WK/Zub/S LUC 24133 18,6 +WK/Zub/S LUC	
	2.0 HDi 2.0 HDi	110 120		02.10 12.11 06.09 12.11		13.0460-7252.2 13.0470-7252.2	607252 LD7252		24332 18,3 +WK ATE 24332 18,3 +WK ATE	
	2.2 16V 2.7 HDi 3.0 V6 2.0 HDi 135 2.2 16V 2.7 HDi 3.0 V6	120 150 155 100 120 ORGA 11194 150 ORGA 11194 155 ORGA 11194	ORGA 11193 ORGA 11193 ORGA 11193 ORGA 12410	10.05 10.05 10.05 07.07 12.11 12.11 12.11		24.0130-0181.1 24.0130-0206.1	430181 430206		330 30,0 28,0 V +S +B 330 30,0 28,0 V L +S +B	
	2.0 HDi 2.0 HDi	110 120		02.10 12.11 06.09 12.11		24.0128-0216.1	428216		304 28,0 26,0 V +S +B	










PEUGEOT 407 Coupe (05-11)								
	3.0 HDi 3.0 V6	177 155 ORGA 12411		06.09 12.11	12.11 12.11	24.0130-0227.1	430227	340 30,0 28,0 V L +S +B
	2.0 HDi 135 2.2 16V 2.7 HDi 3.0 V6	100 120 150 155	ORGA 11192 ORGA 11283 ORGA 11283 ORGA 11283	07.07 10.05 10.05 10.05		24.0710-2018.1	360225	2
	2.0 HDi 2.0 HDi 2.0 HDi 135 2.2 16V 2.7 HDi 3.0 HDi 3.0 V6	110 120 100 ORGA 11683 120 ORGA 11683 150 ORGA 11683 177 155 ORGA 11683		02.10 06.09 12.11 12.11 12.11 12.11 12.11	12.11 12.11 12.11 12.11 12.11 12.11 12.11	24.0711-5215.3 24.0711-5345.3	360317 360372	2 2
	2.0 HDi 2.0 HDi 2.0 HDi 135 2.2 16V 2.7 HDi 3.0 HDi 3.0 V6	110 120 100 120 150 177 155		02.10 06.09 07.07 10.05 10.05 06.09 10.05	12.11 12.11 12.11 12.11 12.11 12.11 12.11	13.0460-2893.2 13.0470-2893.2	602893 LD2893	24135 17,7 /S 24135 17,7 /S
	2.0 HDi 2.0 HDi 2.0 HDi 135 2.2 16V 2.7 HDi 3.0 HDi 3.0 V6	110 120 100 120 150 177 155		02.10 06.09 07.07 10.05 10.05 06.09 10.05	12.11 12.11 12.11 12.11 12.11 12.11 12.11	24.0112-0174.1	412174	290 12,0 10,0 +B
	2.0 HDi 2.0 HDi 135 3.0 HDi	120 100 177		06.09 07.07 06.09	12.11 12.11 12.11	24.0112-0162.1	412162	290 12,0 10,0 +S +B
	2.0 HDi 135 2.2 16V 2.7 HDi 3.0 V6	100 120 150 155	ORGA 11192 ORGA 11283 ORGA 11283 ORGA 11283	07.07 10.05 10.05 10.05		24.0710-2019.1	360226	2
	2.0 HDi 2.0 HDi 2.0 HDi 135 2.2 16V 2.7 HDi 3.0 HDi 3.0 V6	110 120 100 ORGA 11683 120 ORGA 11683 150 ORGA 11683 177 155 ORGA 11683		02.10 06.09 12.11 12.11 12.11 12.11 12.11	12.11 12.11 12.11 12.11 12.11 12.11 12.11	24.0711-5216.3	360318	2
PEUGEOT 508 (10-)								
	1.6 BlueHDi 120 1.6 HDi 1.6 HDi 1.6 THP 1.6 VTi 2.0 HDi 2.0 HDi 2.0 HDi 150 2.0 HDi 180 2.0 HDi Hybrid4 2.0 HDi Hybrid4 AWC 2.2 HDi	88 82 84 115 88 103 120 110 133 147 120 150		03.14 11.10 02.12 11.10 11.10 11.10 11.10 04.14 04.14 06.12 11.10 11.10		13.0460-7276.2	607276	25222 17,3 +/WK
	1.6 BlueHDi 120 1.6 HDi 1.6 HDi 1.6 THP 1.6 VTi 2.0 HDi 2.0 HDi 2.0 HDi 150 2.0 HDi 180 2.0 HDi Hybrid4 2.0 HDi Hybrid4 AWC 2.2 HDi	88 82 84 115 88 103 120 110 133 147 120 150		03.14 11.10 02.12 11.10 11.10 11.10 11.10 04.14 04.14 06.12 11.10 11.10		13.0460-7277.2	607277	24332 18,3 +/WK
	1.6 BlueHDi 120 1.6 HDi 1.6 HDi 1.6 THP 1.6 VTi 2.0 HDi 2.0 HDi 2.0 HDi 150 2.0 HDi 180 2.0 HDi Hybrid4 2.0 HDi Hybrid4 AWC 2.2 HDi	88 82 84 115 88 103 120 110 133 147 120 150		03.14 11.10 02.12 11.10 11.10 11.10 11.10 04.14 04.14 06.12 11.10 11.10		13.0460-7279.2	607279	25069 17,3 +/WK
	1.6 BlueHDi 120 1.6 HDi 1.6 HDi 1.6 THP 1.6 VTi 2.0 HDi	88 82 84 115 88 103		03.14 11.10 02.12 11.10 11.10 11.10		24.0126-0121.1	426121	283 26,0 24,0 V L +S +B

1) + br.disc diam. 283mm /+ br.disc thickness 26mm / + disco fr.diam. 283mm /- disco fr.spessore 26mm /+ disques fr.diam. 283mm /+ disques fr.épaisseur 26mm / + disco fr.diam. 283mm /+ disco fr.espesor 26mm

2) + br.disc diam. 304mm /+ br.disc thickness 28mm / + disco fr.diam. 304mm /- disco fr.spessore 28mm /+ disques fr.diam. 304mm /+ disques fr.épaisseur 28mm / + disco fr.diam. 304mm /+ disco fr.espesor 28mm

3) + br.disc diam. 340mm /+ br.disc thickness 30mm / + disco fr.diam. 340mm /+ disco fr.spessore 30mm /+ disques fr.diam. 340mm /+ disques fr.épaisseur 30mm / + disco fr.diam. 340mm /+ disco fr.espesor 30mm

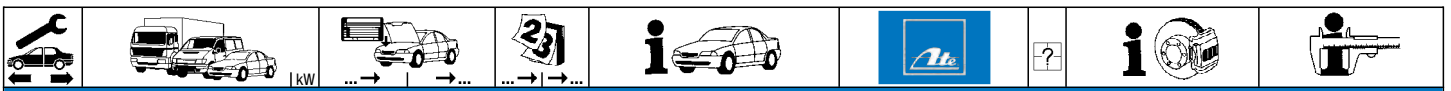


PEUGEOT 508 (10-)									
	2.0 HDi	120		11.10		24.0126-0121.1	426121		283 26,0 24,0 VL +S +B
	2.0 HDi 150	110		04.14					
	2.0 HDi 180	133		04.14					
	2.0 HDi Hybrid4	147		06.12					
	2.0 HDi Hybrid4 AWC	120		11.10					
	2.2 HDi	150		11.10					
	1.6 BlueHDi 120	88		03.14		24.0128-0269.1	428269		304 28,0 26,0 VL +S +B
	1.6 HDi	82		11.10					
	1.6 HDi	84		02.12					
	1.6 THP	115		11.10					
1.6 VTi	88		11.10						
2.0 HDi	103		11.10						
2.0 HDi	120		11.10						
2.0 HDi 150	110		04.14						
2.0 HDi 180	133		04.14						
2.0 HDi Hybrid4	147		06.12						
2.0 HDi Hybrid4 AWC	120		11.10						
2.2 HDi	150		11.10						
	1.6 BlueHDi 120	88		03.14		24.0711-5375.3	360397	2 	Radsensor L=1233
	1.6 HDi	82		11.10					
	1.6 HDi	84		02.12					
	1.6 THP	115		11.10					
	1.6 VTi	88		11.10					
	2.0 HDi	103		11.10					
	2.0 HDi	120		11.10					
	2.0 HDi 150	110		04.14					
	2.0 HDi 180	133		04.14					
	2.0 HDi Hybrid4	147		06.12					
2.0 HDi Hybrid4 AWC	120		11.10						
2.2 HDi	150		11.10		24.0711-5345.3	360372	2 	Radsensor L=1259	
	1.6 BlueHDi 120	88		03.14		13.0460-7278.2	607278		25218 16,6 + ATE
	1.6 HDi	82		11.10					
	1.6 HDi	84		02.12					
	1.6 THP	115		11.10					
	1.6 VTi	88		11.10					
	2.0 HDi	103		11.10					
	2.0 HDi	120		11.10					
	2.0 HDi 150	110		04.14					
	2.0 HDi 180	133		04.14					
	2.2 HDi	150		11.10					
	1.6 BlueHDi 120	88		03.14		24.0112-0197.1	412197		290 12,0 10,0 +S +B
	1.6 HDi	82		11.10					
	1.6 HDi	84		02.12					
	1.6 THP	115		11.10					
	1.6 VTi	88		11.10					
	2.0 HDi	103		11.10					
	2.0 HDi	120		11.10					
	2.0 HDi 150	110		04.14					
	2.0 HDi 180	133		04.14					
	2.0 HDi Hybrid4	147		06.12		24.0112-0197.1	412197	- elektrische Feststellbremse ¹⁾	290 12,0 10,0 +S +B
2.0 HDi Hybrid4 AWC	120		11.10		24.0112-0162.1	412162	+ elektrische Feststellbremse ²⁾	290 12,0 10,0 +S +B	
2.2 HDi	150		11.10						
	1.6 BlueHDi 120	88		03.14		24.0711-5346.3	360373	2 	Radsensor L=1762
	1.6 HDi	82		11.10					
	1.6 HDi	84		02.12					
	1.6 THP	115		11.10					
	1.6 VTi	88		11.10					
	2.0 HDi	103		11.10					
	2.0 HDi	120		11.10					
	2.0 HDi 150	110		04.14					
	2.0 HDi 180	133		04.14					
	2.2 HDi	150		11.10					
PEUGEOT 508 SW (10-)									
	1.6 HDi	82	ORGA 12774	11.10		+ Bremsscheibendurchm. 283 mm / + Bremsscheibendicke 26 mm ³⁾	13.0460-7276.2	607276	25222 17,3 +WK ATE
	1.6 HDi	84	ORGA 12774	02.12		+ Bremsscheibendurchm. 283 mm / + Bremsscheibendicke 26 mm ³⁾			
	1.6 THP	115	ORGA 12774	11.10		+ Bremsscheibendurchm. 283 mm / + Bremsscheibendicke 26 mm ³⁾			
	1.6 THP	121	ORGA 12774	02.12		+ Bremsscheibendurchm. 283 mm / + Bremsscheibendicke 26 mm ³⁾			
	1.6 VTi	88	ORGA 12774	11.10		+ Bremsscheibendurchm. 283 mm / + Bremsscheibendicke 26 mm ³⁾			
	2.0 HDi	103	ORGA 12774	11.10		+ Bremsscheibendurchm. 283 mm / + Bremsscheibendicke 26 mm ³⁾			
	2.0 HDi	120	ORGA 12774	11.10		+ Bremsscheibendurchm. 283 mm / + Bremsscheibendicke 26 mm ³⁾			
	2.0 HDi Hybrid4 AWC	120	ORGA 12774	11.10		+ Bremsscheibendurchm. 283 mm / + Bremsscheibendicke 26 mm ³⁾			
2.2 HDi	150	ORGA 12774	11.10		+ Bremsscheibendurchm. 283 mm / + Bremsscheibendicke 26 mm ³⁾				

¹⁾ - electric parking brake / - freno a mano elettrico / - frein à main électrique / - freno de mano eléctrico

²⁾ + electric parking brake / + freno a mano elettrico / + frein à main électrique / + freno de mano eléctrico

³⁾ + br.disc diam. 283mm /+ br.disc thickness 26mm / + disco fr.diam. 283mm /+ disco fr. spessore 26mm / + disques fr.diam. 283mm /+ disques fr.épaisseur 26mm / + disco fr.diam. 283mm /+ disco fr.espesor 26mm



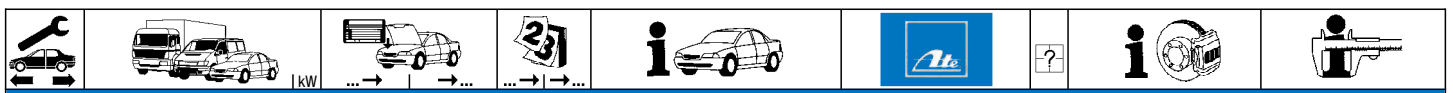
PEUGEOT 508 SW (10-)

	2.2 HDi	150	ORGA 12774	11.10	+ Bremsscheibendurchm. 283 mm / + Bremsscheibendicke 26 mm ¹⁾	13.0460-7276.2	607276		25222 17,3 +/WK	ATE
	1.6 BlueHDi 120	88		03.14	+ Bremsscheibendurchm. 283 mm / + Bremsscheibendicke 26 mm ¹⁾	13.0460-7276.2	607276		25222 17,3 +/WK	ATE
	1.6 HDi	82 ORGA 12775			+ Bremsscheibendurchm. 283 mm / + Bremsscheibendicke 26 mm ¹⁾					
	1.6 HDi	84 ORGA 12775			+ Bremsscheibendurchm. 283 mm / + Bremsscheibendicke 26 mm ¹⁾					
	1.6 THP	115 ORGA 12775			+ Bremsscheibendurchm. 283 mm / + Bremsscheibendicke 26 mm ¹⁾					
	1.6 THP	121 ORGA 12775			+ Bremsscheibendurchm. 283 mm / + Bremsscheibendicke 26 mm ¹⁾					
	1.6 VTi	88 ORGA 12775			+ Bremsscheibendurchm. 283 mm / + Bremsscheibendicke 26 mm ¹⁾					
	2.0 HDi	103 ORGA 12775			+ Bremsscheibendurchm. 283 mm / + Bremsscheibendicke 26 mm ¹⁾					
	2.0 HDi	120 ORGA 12775			+ Bremsscheibendurchm. 283 mm / + Bremsscheibendicke 26 mm ¹⁾					
	2.0 HDi 150	110		04.14	+ Bremsscheibendurchm. 283 mm / + Bremsscheibendicke 26 mm ¹⁾					
	2.0 HDi 180	133		04.14	+ Bremsscheibendurchm. 283 mm / + Bremsscheibendicke 26 mm ¹⁾					
	2.0 HDi 180 RXH	133		10.14	+ Bremsscheibendurchm. 283 mm / + Bremsscheibendicke 26 mm ¹⁾					
	2.0 HDi Hybrid4 AWC	120 ORGA 12775			+ Bremsscheibendurchm. 283 mm / + Bremsscheibendicke 26 mm ¹⁾					
	2.2 HDi	150 ORGA 12775			+ Bremsscheibendurchm. 283 mm / + Bremsscheibendicke 26 mm ¹⁾					
	1.6 HDi	82	ORGA 12774	11.10	+ Bremsscheibendurchm. 304 mm / + Bremsscheibendicke 28 mm ²⁾	13.0460-7277.2	607277		24332 18,3 +/WK	ATE
	1.6 HDi	84	ORGA 12774	02.12	+ Bremsscheibendurchm. 304 mm / + Bremsscheibendicke 28 mm ²⁾					
	1.6 THP	115	ORGA 12774	11.10	+ Bremsscheibendurchm. 304 mm / + Bremsscheibendicke 28 mm ²⁾					
	1.6 THP	121	ORGA 12774	02.12	+ Bremsscheibendurchm. 304 mm / + Bremsscheibendicke 28 mm ²⁾					
	1.6 VTi	88	ORGA 12774	11.10	+ Bremsscheibendurchm. 304 mm / + Bremsscheibendicke 28 mm ²⁾					
	2.0 HDi	103	ORGA 12774	11.10	+ Bremsscheibendurchm. 304 mm / + Bremsscheibendicke 28 mm ²⁾					
	2.0 HDi	120	ORGA 12774	11.10	+ Bremsscheibendurchm. 304 mm / + Bremsscheibendicke 28 mm ²⁾					
	2.0 HDi Hybrid4 AWC	120	ORGA 12774	11.10	+ Bremsscheibendurchm. 304 mm / + Bremsscheibendicke 28 mm ²⁾					
	2.2 HDi	150	ORGA 12774	11.10	+ Bremsscheibendurchm. 304 mm / + Bremsscheibendicke 28 mm ²⁾					
	1.6 BlueHDi 120	88		03.14	+ Bremsscheibendurchm. 304 mm / + Bremsscheibendicke 28 mm ²⁾	13.0460-7277.2	607277		24332 18,3 +/WK	ATE
	1.6 HDi	82 ORGA 12775			+ Bremsscheibendurchm. 304 mm / + Bremsscheibendicke 28 mm ²⁾					
	1.6 HDi	84 ORGA 12775			+ Bremsscheibendurchm. 304 mm / + Bremsscheibendicke 28 mm ²⁾					
	1.6 THP	115 ORGA 12775			+ Bremsscheibendurchm. 304 mm / + Bremsscheibendicke 28 mm ²⁾					
	1.6 THP	121 ORGA 12775			+ Bremsscheibendurchm. 304 mm / + Bremsscheibendicke 28 mm ²⁾					
	1.6 VTi	88 ORGA 12775			+ Bremsscheibendurchm. 304 mm / + Bremsscheibendicke 28 mm ²⁾					
	2.0 HDi	103 ORGA 12775			+ Bremsscheibendurchm. 304 mm / + Bremsscheibendicke 28 mm ²⁾					
	2.0 HDi	120 ORGA 12775			+ Bremsscheibendurchm. 304 mm / + Bremsscheibendicke 28 mm ²⁾					
	2.0 HDi 150	110		04.14	+ Bremsscheibendurchm. 304 mm / + Bremsscheibendicke 28 mm ²⁾					
	2.0 HDi 180	133		04.14	+ Bremsscheibendurchm. 304 mm / + Bremsscheibendicke 28 mm ²⁾					
	2.0 HDi 180 RXH	133		10.14	+ Bremsscheibendurchm. 304 mm / + Bremsscheibendicke 28 mm ²⁾					
	2.0 HDi Hybrid4 AWC	120 ORGA 12775			+ Bremsscheibendurchm. 304 mm / + Bremsscheibendicke 28 mm ²⁾					
	2.2 HDi	150 ORGA 12775			+ Bremsscheibendurchm. 304 mm / + Bremsscheibendicke 28 mm ²⁾					
	1.6 BlueHDi 120	88		03.14	+ Bremsscheibendurchm. 340 mm / + Bremsscheibendicke 30 mm ³⁾	13.0460-7279.2	607279		25069 17,3 +/WK	ATE
	1.6 HDi	82		11.10	+ Bremsscheibendurchm. 340 mm / + Bremsscheibendicke 30 mm ³⁾					
	1.6 HDi	84		02.12	+ Bremsscheibendurchm. 340 mm / + Bremsscheibendicke 30 mm ³⁾					
	1.6 THP	115		11.10	+ Bremsscheibendurchm. 340 mm / + Bremsscheibendicke 30 mm ³⁾					
	1.6 THP	121		02.12	+ Bremsscheibendurchm. 340 mm / + Bremsscheibendicke 30 mm ³⁾					
	1.6 VTi	88		11.10	+ Bremsscheibendurchm. 340 mm / + Bremsscheibendicke 30 mm ³⁾					
	2.0 HDi	103		11.10	+ Bremsscheibendurchm. 340 mm / + Bremsscheibendicke 30 mm ³⁾					
	2.0 HDi	120		11.10	+ Bremsscheibendurchm. 340 mm / + Bremsscheibendicke 30 mm ³⁾					
	2.0 HDi 150	110		04.14	+ Bremsscheibendurchm. 340 mm / + Bremsscheibendicke 30 mm ³⁾					
	2.0 HDi 180	133		04.12	+ Bremsscheibendurchm. 340 mm / + Bremsscheibendicke 30 mm ³⁾					
	2.0 HDi 180 RXH	133		10.14	+ Bremsscheibendurchm. 340 mm / + Bremsscheibendicke 30 mm ³⁾					
	2.0 HDi Hybrid4 AWC	120		11.10	+ Bremsscheibendurchm. 340 mm / + Bremsscheibendicke 30 mm ³⁾					
	2.2 HDi	150		11.10	+ Bremsscheibendurchm. 340 mm / + Bremsscheibendicke 30 mm ³⁾					
	1.6 BlueHDi 120	88		03.14		24.0126-0121.1	426121		283 26,0 24,0 V L +S +B	
	1.6 HDi	82		11.10						
	1.6 HDi	84		02.12						
	1.6 THP	115		11.10						
	1.6 THP	121		02.12						
	1.6 VTi	88		11.10						
	2.0 HDi	103		11.10						
	2.0 HDi	120		11.10						
	2.0 HDi 150	110		04.14						
	2.0 HDi 180	133		04.14						
	2.0 HDi 180 RXH	133		10.14						
	2.0 HDi Hybrid4 AWC	120		11.10						
	2.2 HDi	150		11.10						
	1.6 BlueHDi 120	88		03.14		24.0128-0269.1	428269		304 28,0 26,0 V L +S +B	
	1.6 HDi	82		11.10						
	1.6 HDi	84		02.12						
	1.6 THP	115		11.10						
	1.6 THP	121		02.12						
	1.6 VTi	88		11.10						
	2.0 HDi	103		11.10						
	2.0 HDi	120		11.10						
	2.0 HDi 150	110		04.14						
	2.0 HDi 180	133		04.14						
	2.0 HDi 180 RXH	133		10.14						
	2.0 HDi Hybrid4 AWC	120		11.10						
	2.2 HDi	150		11.10						
	1.6 BlueHDi 120	88		03.14		24.0130-0227.1	430227		340 30,0 28,0 V L +S +B	
	1.6 HDi	82		11.10						
	1.6 HDi	84		02.12						
	1.6 THP	115		11.10						
	1.6 THP	121		02.12						
	1.6 VTi	88		11.10						
	2.0 HDi	103		11.10						
	2.0 HDi	120		11.10						
	2.0 HDi 150	110		04.14						
	2.0 HDi 180	133		04.14						
	2.0 HDi 180 RXH	133		10.14						

¹⁾ + br.disc diam. 283mm / + br.disc thickness 26mm / + disco fr.diam. 283mm / + disco fr.spessore 26mm / + disques fr.diam. 283mm / + disques fr.épaisseur 26mm / + disco fr.diam. 283mm / + disco fr.espesor 26mm

²⁾ + br.disc diam. 304mm / + br.disc thickness 28mm / + disco fr.diam. 304mm / + disco fr.spessore 28mm / + disques fr.diam. 304mm / + disques fr.épaisseur 28mm / + disco fr.diam. 304mm / + disco fr.espesor 28mm

³⁾ + br.disc diam. 340mm / + br.disc thickness 30mm / + disco fr.diam. 340mm / + disco fr.spessore 30mm / + disques fr.diam. 340mm / + disques fr.épaisseur 30mm / + disco fr.diam. 340mm / + disco fr.espesor 30mm



PEUGEOT 508 SW (10-)

	2.0 HDi Hybrid4 AWC 2.2 HDi	120 150		11.10 11.10		24.0130-0227.1	430227		340 30,0 28,0 V L +S +B
	1.6 BlueHDi 120 1.6 HDi 1.6 HDi 1.6 THP 1.6 THP 1.6 VTi 2.0 HDi 2.0 HDi 2.0 HDi 150 2.0 HDi 180 2.0 HDi 180 RXH 2.0 HDi Hybrid4 AWC 2.2 HDi	88 82 84 115 121 88 103 120 110 133 133 120		03.14 11.10 02.12 11.10 02.12 11.10 11.10 11.10 04.14 04.14 10.14 11.10		24.0711-5375.3	360397	2	Radsensor L=1233
	1.6 BlueHDi 120 1.6 HDi 1.6 HDi 1.6 THP 1.6 THP 1.6 VTi 2.0 HDi 2.0 HDi 2.0 HDi 150 2.0 HDi 180 2.2 HDi 2.0 HDi 180 RXH 2.0 HDi Hybrid4 AWC	88 82 84 115 121 88 103 120 110 133 150 133 120		03.14 11.10 02.12 11.10 02.12 11.10 11.10 11.10 04.14 04.14 11.10 10.14 11.10		13.0460-7278.2	607278	2	Radsensor L=1259 25218 16,6 + ATE
	1.6 BlueHDi 120 1.6 HDi 1.6 HDi 1.6 THP 1.6 THP 1.6 VTi 2.0 HDi 2.0 HDi 2.0 HDi 150 2.0 HDi 180 2.2 HDi 2.0 HDi 180 RXH 2.0 HDi Hybrid4 AWC	88 82 84 115 121 88 103 120 110 133 150 133 120		03.14 11.10 02.12 11.10 02.12 11.10 11.10 11.10 04.14 04.14 11.10 10.14 11.10		13.0460-2761.2	602761		elektrische Feststellbremse ¹⁾ 24922 17,5 /Zub/S LUC
	1.6 BlueHDi 120 1.6 HDi 1.6 HDi 1.6 THP 1.6 THP 1.6 VTi 2.0 HDi 2.0 HDi 2.0 HDi 150 2.2 HDi 2.0 HDi 180 RXH 2.0 HDi Hybrid4 AWC	88 82 84 115 121 88 103 120 110 150 133 120		03.14 11.10 02.12 11.10 02.12 11.10 11.10 11.10 04.14 11.10 10.14 11.10		24.0112-0197.1	412197		290 12,0 10,0 +S +B
	2.2 HDi	150		11.10		24.0112-0197.1 24.0112-0162.1	412197 412162		- elektrische Feststellbremse ²⁾ + elektrische Feststellbremse ³⁾ 290 12,0 10,0 +S +B 290 12,0 10,0 +S +B
	2.0 HDi 180 RXH 2.0 HDi Hybrid4 AWC	133 120		10.14 11.10		24.0112-0162.1	412162		+ elektrische Feststellbremse ³⁾ 290 12,0 10,0 +S +B
	1.6 BlueHDi 120 1.6 HDi 1.6 HDi 1.6 THP 1.6 THP 1.6 VTi 2.0 HDi 2.0 HDi 2.0 HDi 150 2.2 HDi	88 82 84 115 121 88 103 120 110 150		03.14 11.10 02.12 11.10 02.12 11.10 11.10 11.10 04.14 11.10		24.0711-5346.3	360373	2	Radsensor L=1762

PEUGEOT 605 (90-99)

	2.0 2.0 i 2.0 Turbo 2.1 D 2.1 TD 3.0 V6 3.0 V6		S 90807683 S 90807683 S 90807683 S 90807683 S 90807683 S 90807683 S 90807683	04.90 04.90 12.92 04.90 10.90 04.90 04.90	- (D)	13.0460-3902.2 13.0460-0206.2	603902 610206		21299 17,0 +/WK Belagsatz-Zubehör BDX
	2.0 2.0 16V 2.0 i 2.0 Turbo 2.0 Turbo 2.1 D 2.1 TD 2.5 TD 3.0 V6	S 90807684 97 89 S 90807684 104 S 90807684 108 60 S 90807684 80 S 90807684 95 123 S 90807684		12.99 09.94 12.99 08.94 09.94 08.94 12.99 09.94 12.99	- (D)	13.0460-3948.2	603948		21508 17,0 +/WK BDX
	2.0 2.0 i 2.0 Turbo 2.1 D 2.1 TD 3.0 V6 3.0 V6		S 90807683 S 90807683 S 90807683 S 90807683 S 90807683 S 90807683 S 90807683	04.90 04.90 12.92 04.90 10.90 04.90 04.90	- (D)	24.0122-0141.1	422141		276 22,0 20,0 V
	2.0 2.0 16V 2.0 i 2.0 Turbo 2.0 Turbo 2.1 D 2.1 TD 2.5 TD 3.0 V6	S 90807684 97 89 S 90807684 104 S 90807684 108 60 S 90807684 80 S 90807684 95 123 S 90807684		12.99 09.94 12.99 08.94 09.94 08.94 12.99 09.94 12.99	- (D)	24.0126-0100.1	426100		283 26,0 24,0 V L

¹⁾ electric parking brake / fr.di stazionamento elettrico / frein à main électrique / freno de mano eléctrico
²⁾ - electric parking brake / - freno a mano elettrico / - frein à main électrique / - freno de mano eléctrico
³⁾ + electric parking brake / + freno a mano elettrico / + frein à main électrique / + freno de mano eléctrico
























PEUGEOT 605 (90-99)

	3.0 V6	140		04.97	12.99		24.0126-0100.1	426100		283 26,0 24,0 V L
	3.0 V6	147	S 90807684		12.99		24.0128-0195.1	428195		295 28,0 26,0 V
	2.0		S 91036112	04.90		- (D)	13.0460-4014.2	604014		21278 16,4 +/WK
	2.0 16V	97	S 91036112	09.94			13.0460-0409.2	610409		Belagsatz-Zubehör
	2.0 i	89	S 91036112	04.90						ATE
	2.0 Turbo	104		12.92	08.94					
	2.0 Turbo	108	S 91036112	09.94						
	2.1 D	60		04.90	08.94					
	2.1 TD	80	S 91036112	10.90						
	2.5 TD	95	S 91036112	09.94						
	3.0 V6	123	S 91036112	04.90						
	3.0 V6	147	S 91036112	04.90						
	2.0		S 91036113	12.99		- (D)	13.0460-7107.2	607107		21278 16,4
	2.0 16V	97	S 91036113	12.99						ATE
	2.0 i	89	S 91036113	12.99						
	2.0 Turbo	108	S 91036113	12.99						
	2.1 TD	80	S 91036113	12.99						
	2.5 TD	95	S 91036113	12.99						
	3.0 V6	123	S 91036113	12.99						
	3.0 V6	140		04.97	12.99					
	3.0 V6	147	S 91036113	12.99						
	2.0			04.90	12.99	- (D)	24.0110-0231.1	410231		290 10,0 8,0
	2.0 16V	97		09.94	12.99					
	2.0 i	89		04.90	12.99					
	2.0 Turbo	104		12.92	08.94					
	2.0 Turbo	108		09.94	12.99					
	2.1 D	60		04.90	08.94					
	2.1 TD	80		10.90	12.99					
	2.5 TD	95		09.94	12.99					
	3.0 V6	123		04.90	12.99					
	3.0 V6	140		04.97	12.99					
	3.0 V6	147		04.90	12.99					
	2.0			04.90	12.99	- (D)	03.0137-0409.2	650409		186 x 20
	2.0 16V	97		09.94	12.99		03.0137-9253.2	669253		Bremsbacken-Zubehör
	2.0 i	89		04.90	12.99					
	2.0 Turbo	104		12.92	08.94					
	2.0 Turbo	108		09.94	12.99					
	2.1 D	60		04.90	08.94					
	2.1 TD	80		10.90	12.99					
	2.5 TD	95		09.94	12.99					
	3.0 V6	123		04.90	12.99					
	3.0 V6	140		04.97	12.99					
	3.0 V6	147		04.90	12.99					

PEUGEOT 607 (00-10)

	2.0	100		02.00	11.04		13.0460-2844.2	602844		21674 19,4 +/WK/Zub/S LUC
	2.0 HDi	79		03.01	07.04					
	2.0 HDi	80		05.00	11.04					
	2.2 16V	116		02.00	11.04					
	2.2 HDi	98		02.00	11.04					
	3.0 V6 24V	152		02.00	11.04		13.0460-4972.2	604972		23575 16,0 +/WK/Zub BRE
	2.0	100		12.04	12.10		13.0460-2892.2	602892		24133 18,6 +/WK/Zub/S LUC
	2.0 HDi	80		12.04	12.10		13.0470-2892.2	LD2892		24133 18,6 +/WK/Zub/S LUC
	2.0 HDi	100		09.05	12.10					
	2.2 16V	116		12.04	12.10					
	2.2 16V	120		09.05	12.10					
	2.2 HDi	98		12.04	12.10					
	2.2 HDi	125		05.06	12.10					
	2.7 HDi 24V	150		12.04	12.10					
	3.0 V6 24V	155		03.04	12.10					
	2.0	100		02.00	11.04		24.0126-0121.1	426121		283 26,0 24,0 V L +S +B
	2.0 HDi	79		03.01	07.04					
	2.0 HDi	80		05.00	11.04					
	2.2 16V	116		02.00	11.04					
	2.2 HDi	98		02.00	11.04					
	3.0 V6 24V	152		02.00	11.04		24.0132-0152.1	432152		309 32,0 30,0 V
	2.0	100		12.04	12.10		24.0130-0181.1	430181		330 30,0 28,0 V +S +B
	2.0 HDi	80		12.04	12.10					
	2.0 HDi	100		09.05	12.10					
	2.2 16V	116		12.04	12.10					
	2.2 16V	120		09.05	12.10					
	2.2 HDi	98		12.04	12.10					
	2.2 HDi	125		05.06	12.10					
	2.7 HDi 24V	150		12.04	12.10					
	3.0 V6 24V	155		03.04	12.10					
	2.0	100		02.00	11.04		13.0460-7134.2	607134		21278 16,4
	2.0 HDi	79		03.01	07.04		13.0460-0409.2	610409		Belagsatz-Zubehör
	2.0 HDi	80		05.00	11.04					ATE
	2.2 16V	116		02.00	11.04					
	2.2 HDi	98		02.00	11.04					
	3.0 V6 24V	152		02.00	11.04					
	2.0	100		12.04	12.10		13.0460-2893.2	602893		24135 17,7 /S
	2.0 HDi	80		12.04	12.10		13.0470-2893.2	LD2893		LUC
	2.0 HDi	100		09.05	12.10					LUC























									
PEUGEOT 607 (00-10)									
	2.2 16V 2.2 16V 2.2 HDi 2.2 HDi 2.7 HDi 24V 3.0 V6 24V	116 120 98 125 150 155		12.04 09.05 12.04 05.06 12.04 03.04	12.10 12.10 12.10 12.10 12.10 12.10	13.0460-2893.2 13.0470-2893.2	602893 LD2893	24135 17,7 /S 24135 17,7 /S	LUC LUC
	2.0 2.0 HDi 2.0 HDi 2.2 16V 2.2 HDi 3.0 V6 24V	100 79 80 116 98 152		02.00 03.01 05.00 02.00 02.00	11.04 07.04 11.04 11.04 11.04 11.04	24.0110-0272.1	410272	290 10,0 8,0	
	2.0 2.0 HDi 2.0 HDi 2.2 16V 2.2 16V 2.2 HDi 2.2 HDi 2.7 HDi 24V 3.0 V6 24V	100 80 100 116 120 98 125 150 155		12.04 12.04 09.05 12.04 09.05 12.04 05.06 12.04 03.04	12.10 12.10 12.10 12.10 12.10 12.10 12.10 12.10 12.10	24.0112-0162.1	412162	290 12,0 10,0 +S +B	
	2.0 2.0 HDi 2.0 HDi 2.2 16V 2.2 HDi 3.0 V6 24V	100 79 80 116 98 152		02.00 03.01 05.00 02.00 02.00	11.04 07.04 11.04 11.04 11.04 11.04	03.0137-4010.2 03.0137-9249.2	654010 669249	180 x 30 /Zub Bremsbacken-Zubehör	
PEUGEOT 806 (94-02)									
	1.8 i 1.9 TD 2.0 16V 2.0 HDi 2.0 i 2.0 Turbo 2.1 TD	73 80 89 108 80		10.96 07.95 10.98 08.99 08.94 08.94 06.96	06.02 06.02 06.02 06.02 06.02 06.02 06.02	13.0460-3957.2 13.0460-2978.2	603957 602978	23042 19,0 /WK/Zub 21801 19,0 +/WK/S	BDX LUC
	1.8 i 1.9 TD 2.0 16V 2.0 HDi 2.0 i 2.0 Turbo 2.1 TD	73 80 89 108 80		10.96 07.95 10.98 08.99 08.94 08.94 06.96	06.02 06.02 06.02 06.02 06.02 06.02 06.02	24.0120-0155.1 24.0126-0104.1	420155 426104	258 20,0 18,2 V L +B 281 26,0 24,2 V +B	
	1.8 i 1.9 TD 2.0 16V 2.0 HDi 2.0 i 2.0 Turbo 2.1 TD	73 80 89 108 80		10.96 07.95 10.98 08.99 08.94 08.94 06.96	06.02 + ABS 06.02 + ABS 06.02 06.02 + ABS 06.02 + ABS 06.02 + ABS 06.02	13.0460-7061.2	607061	21275 17,0 +/WK	ATE
	1.8 i 1.9 TD 2.0 16V 2.0 HDi 2.0 i 2.0 Turbo 2.1 TD	73 80 89 108 80		10.96 07.95 10.98 08.99 08.94 08.94 06.96	06.02 + ABS 06.02 + ABS 06.02 06.02 + ABS 06.02 + ABS 06.02 + ABS 06.02	24.0110-0218.1	410218	295 10,0 8,0 +B	
	1.8 i 1.9 TD 2.0 HDi 2.0 i	73 80 89		10.96 07.95 08.99 08.94	06.02 - ABS 06.02 - ABS 06.02 - ABS 06.02 - ABS	03.0137-0314.2 03.0137-9208.2	650314 669208	255 x 61 Bremsbacken-Zubehör	
	1.8 i 1.9 TD 2.0 HDi 2.0 i	73 80 89		10.96 07.95 08.99 08.94	06.02 - ABS 06.02 - ABS 06.02 - ABS 06.02 - ABS	24.0225-5003.1	480066	255/256 x 67	
	1.8 i 1.9 TD 2.0 HDi 2.0 i	73 80 89		10.96 07.95 08.99 08.94	06.02 - ABS 06.02 - ABS 06.02 - ABS 06.02 - ABS	03.0520-2619.3	692619	19,05/255x61 TopKit	BDX
	1.8 i 1.9 TD 2.0 16V 2.0 HDi 2.0 i 2.0 Turbo 2.1 TD	73 80 89 108 80		10.96 07.95 10.98 08.99 08.94 08.94 06.96	06.02 06.02 06.02 06.02 06.02 06.02 06.02	03.0137-4018.2 03.0137-9249.2	654018 669249	180 x 30 /Zub Bremsbacken-Zubehör	
PEUGEOT 807 (02-14)									
	2.0 16V 2.0 16V 2.0 HDi 2.0 HDi 2.0 HDi 2.0 HDi 2.2 16V	100 103 79 80 88 100 116		06.02 09.05 06.02 04.04 11.06 06.06 06.02	06.14 06.14 06.14 05.06 06.14 06.14 06.14	13.0460-2863.2	602863	20261 19,0 +/WK/S	LUC
↓	↓								



PEUGEOT 807 (02-14)																
	2.2 HDi	94		06.02	06.14	13.0460-2863.2	602863		20261 19,0 +/WK/S	LUC						
	2.2 HDi	100		04.04	06.14											
	2.0 HDi	120		06.09	06.14											
	2.2 HDi	125		01.07	06.14											
	3.0 V6	150		06.02	06.14	13.0460-4995.2	604995		23575 15,6 +/WK	BRE						
	2.0 16V	100		06.02	06.14											
	2.0 16V	103		09.05	06.14											
	2.0 HDi	79		06.02	06.14											
	2.0 HDi	80		04.04	05.06	24.0128-0136.1	428136		285 28,0 26,0 V +B	285 28,0 26,0 V +B PD						
	2.0 HDi	88		11.06	06.14											
	2.0 HDi	100		06.06	06.14											
	2.0 HDi	120		06.09	06.14											
	2.2 16V	116		06.02	06.14											
	2.2 HDi	94		06.02	06.14											
	2.2 HDi	100		04.04	06.14											
	2.2 HDi	125		10.07	06.14											
	3.0 V6	150		06.02	06.14											
		2.0 16V	100		06.02						06.14	24.0132-0126.1	432126		310 32,0 30,0 V	
		2.0 16V	103		09.05						06.14					
		2.0 HDi	79		06.02						06.14					
2.0 HDi		80		04.04	05.06											
2.0 HDi		88		11.06	06.14											
2.0 HDi		100		06.06	06.14											
2.0 HDi		120		06.09	06.14											
2.2 16V		116		06.02	06.14											
2.2 HDi		94		06.02	06.14											
2.2 HDi		100		04.04	06.14											
2.2 HDi		125		10.07	06.14											
3.0 V6		150		06.02	06.14											
	2.0 16V	100		06.02	06.14	13.0460-2819.2	602819		20961 17,6 /S	LUC						
	2.0 16V	103		09.05	06.14											
	2.0 HDi	79		06.02	06.14											
	2.0 HDi	80		04.04	05.06											
	2.0 HDi	88		11.06	06.14											
	2.0 HDi	100		06.06	06.14											
	2.0 HDi	120		06.09	06.14											
	2.2 16V	116		06.02	06.14											
	2.2 HDi	94		06.02	06.14											
	2.2 HDi	100		04.04	06.14											
	2.2 HDi	125		10.07	06.14											
	3.0 V6	150		06.02	06.14											
	2.0 16V	100		06.02	06.14	24.0112-0156.1	412156		272 12,0 10,0 +B							
	2.0 16V	103		09.05	06.14											
	2.0 HDi	79		06.02	06.14											
	2.0 HDi	80		04.04	05.06											
	2.0 HDi	88		11.06	06.14											
	2.0 HDi	100		06.06	06.14											
	2.0 HDi	120		06.09	06.14											
	2.2 16V	116		06.02	06.14											
	2.2 HDi	94		06.02	06.14											
	2.2 HDi	100		04.04	06.14											
	2.2 HDi	125		10.07	06.14											
	3.0 V6	150		06.02	06.14											
	2.0 16V	100		06.02	06.14	24.0711-6066.3	360130	2	Radsensor L=955							
	2.0 16V	103		09.05	06.14											
	2.0 HDi	79		06.02	06.14											
	2.0 HDi	80		04.04	05.06											
	2.0 HDi	88		11.06	06.14											
	2.0 HDi	100		06.06	06.14											
	2.0 HDi	120		06.09	06.14											
	2.2 16V	116		06.02	06.14											
	2.2 HDi	94		06.02	06.14											
	2.2 HDi	100		04.04	06.14											
	2.2 HDi	125		10.07	06.14											
	3.0 V6	150		06.02	06.14											





























PEUGEOT 1007 (05-11)										
	1.4	54		04.05	02.11	13.0460-3994.2	603994		23599 19,0 /Zub/S	BOS
	1.4 16V	65		10.05	02.11					
	1.4 HDi	50		04.05	02.11					
	1.6 16V	80		04.05	02.11					
	1.6 HDi 110	80		04.07	02.11	13.0460-3966.2	603966		23600 19,4 /Zub/S	BOS
	1.4	54		04.05	02.11	24.0122-0194.1	422194		266 22,0 20,0 V +S +B	
	1.4 16V	65		10.05	02.11					
	1.4 HDi	50		04.05	02.11					
	1.6 16V	80		04.05	02.11					
	1.6 HDi 110	80		04.07	02.11	24.0126-0120.1	426120		283 26,0 24,0 V +S +B	283 26,0 24,0 V +S +B PD
	1.4	54		04.05	02.11	24.0711-5124.3	360066	2	Radsensor L=1120	
	1.4 16V	65		10.05	02.11					
	1.4 HDi	50		04.05	02.11					
	1.6 16V	80		04.05	02.11					
	1.6 HDi 110	80		04.07	02.11	13.0460-2823.2	602823		23554 17,2 /S	LUC
	1.6 16V	80		04.05	02.11	13.0470-2823.2	LD2823		23554 17,2 /S	LUC
	1.6 HDi 110	80		04.07	02.11					
	1.6 16V	80		04.05	02.11	24.0109-0137.1	409137		247 9,0 8,0 +S +B	
	1.6 HDi 110	80		04.07	02.11					
	1.4	54		04.05	02.11	24.0711-5093.3	360063	2	Radsensor L=757	
	1.4 16V	65		10.05	02.11					
	1.4 HDi	50		04.05	02.11					
	1.6 16V	80		04.05	02.11					
	1.6 HDi 110	80		04.07	02.11					






















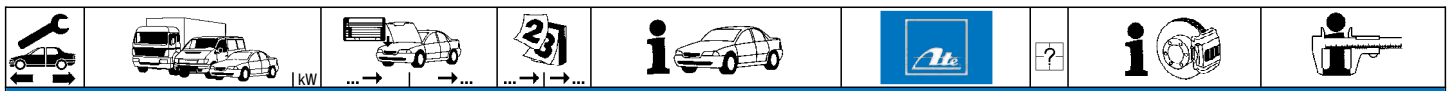
											
PEUGEOT 1007 (05-11)											
	1.4 1.4 16V 1.4 HDi	54 65 50		04.05 10.05 04.05	02.11 02.11 02.11	03.0137-0439.2 03.0137-0426.2 03.0137-9281.2 03.0137-9267.2	650439 650426 669281 669267	203 x 39 HEB 203 x 38 HEB Bremsbacken-Zubehör Bremsbacken-Zubehör	LUC LUC		
	1.4 1.4 16V 1.4 HDi	54 65 50		04.05 10.05 04.05	02.11 02.11 02.11	24.0220-3029.1 24.0220-3729.2	480179 480217	203/204,5 x 42 - Lager 203/204,5 x 42 + Lager			
	1.4 1.4 16V 1.4 HDi	54 65 50		04.05 10.05 04.05	02.11 02.11 02.11	03.0520-8520.3 03.0520-7620.3	698520 697620	20,64/203x39 TopKit 20,64/203x38 TopKit	BOS LUC		
PEUGEOT 2008 (13-)											
	1.2 THP 110 1.2 THP 130 1.2 VTi 82 1.4 HDi 68 1.6 BlueHDi 100 1.6 BlueHDi 120 1.6 BlueHDi 75 1.6 e-HDi 115 1.6 e-HDi 92 1.6 VTi 120	81 96 60 50 73 88 55 84 68 88		01.15 01.15 03.13 03.13 01.15 07.14 01.15 03.13 03.13 03.13		+ Bremsscheibendurchm. 266 mm ¹⁾ + Bremsscheibendurchm. 266 mm ¹⁾ + Bremsscheibendurchm. 266 mm ¹⁾ + Bremsscheibendurchm. 266 mm ¹⁾ + Bremsscheibendurchm. 266 mm ¹⁾ + Bremsscheibendurchm. 266 mm ¹⁾ + Bremsscheibendurchm. 266 mm ¹⁾ + Bremsscheibendurchm. 266 mm ¹⁾ + Bremsscheibendurchm. 266 mm ¹⁾ + Bremsscheibendurchm. 266 mm ¹⁾	13.0460-3994.2 13.0470-3994.2	603994 LD3994	23599 19,0 /Zub/S 23599 19,0 /Zub/S	BOS BOS	
	1.2 THP 110 1.2 THP 130 1.2 VTi 82 1.4 HDi 68 1.6 BlueHDi 100 1.6 BlueHDi 120 1.6 BlueHDi 75 1.6 e-HDi 115 1.6 e-HDi 92 1.6 VTi 120	81 96 60 50 73 88 55 84 68 88		01.15 01.15 03.13 03.13 01.15 07.14 01.15 03.13 03.13 03.13		+ Bremsscheibendurchm. 283 mm ²⁾ + Bremsscheibendurchm. 283 mm ²⁾ + Bremsscheibendurchm. 283 mm ²⁾ + Bremsscheibendurchm. 283 mm ²⁾ + Bremsscheibendurchm. 283 mm ²⁾ + Bremsscheibendurchm. 283 mm ²⁾ + Bremsscheibendurchm. 283 mm ²⁾ + Bremsscheibendurchm. 283 mm ²⁾ + Bremsscheibendurchm. 283 mm ²⁾ + Bremsscheibendurchm. 283 mm ²⁾	13.0460-3855.2	603855	24883 18,0 +/Zub/S	BOS	
	1.2 THP 110 1.2 THP 130 1.2 VTi 82 1.4 HDi 68 1.6 BlueHDi 100 1.6 BlueHDi 120 1.6 BlueHDi 75 1.6 e-HDi 115 1.6 e-HDi 92 1.6 VTi 120	81 96 60 50 73 88 55 84 68 88		01.15 01.15 03.13 03.13 01.15 07.14 01.15 03.13 03.13 03.13			24.0122-0194.1 422194		266 22,0 20,0 V +S +B		
	1.2 THP 110 1.2 THP 130 1.2 VTi 82 1.4 HDi 68 1.6 BlueHDi 100 1.6 BlueHDi 120 1.6 BlueHDi 75 1.6 e-HDi 115 1.6 e-HDi 92 1.6 VTi 120	81 96 60 50 73 88 55 84 68 88		01.15 01.15 03.13 03.13 01.15 07.14 01.15 03.13 03.13 03.13			24.0126-0120.1 24.0326-0120.1	426120 526120	283 26,0 24,0 V +S +B 283 26,0 24,0 V +S +B PD		
	1.2 THP 110 1.2 THP 130 1.2 VTi 82 1.4 HDi 68 1.6 BlueHDi 100 1.6 BlueHDi 120 1.6 BlueHDi 75 1.6 e-HDi 115 1.6 e-HDi 92 1.6 VTi 120	81 96 60 50 73 88 55 84 68 88		01.15 01.15 03.13 03.13 01.15 07.14 01.15 03.13 03.13 03.13			24.0711-5256.3	360320	2 	Radsensor L=1029	
	1.2 THP 110 1.2 THP 130 1.2 VTi 82 1.4 HDi 68 1.6 BlueHDi 100 1.6 BlueHDi 120 1.6 BlueHDi 75 1.6 e-HDi 115 1.6 e-HDi 92 1.6 VTi 120	81 96 60 50 73 88 55 84 68 88		01.15 01.15 03.13 03.13 01.15 07.14 01.15 03.13 03.13 03.13			13.0460-2740.2 13.0470-2740.2	602740 LD2740	23554 17,2 /Zub/S 23554 17,2 /Zub/S	LUC LUC	
	1.2 THP 110 1.2 THP 130 1.2 VTi 82 1.4 HDi 68 1.6 BlueHDi 100 1.6 BlueHDi 120 1.6 BlueHDi 75 1.6 e-HDi 115 1.6 e-HDi 92 1.6 VTi 120	81 96 60 50 73 88 55 84 68 88		01.15 01.15 03.13 03.13 01.15 07.14 01.15 03.13 03.13 03.13			24.0109-0100.2	409100	249 9,0 7,0 +B		

¹⁾ + brake disc diameter 266 mm / + disco fr.diam. 266mm / + disques fr.diam. 266mm / + disco fr.diam. 266mm

²⁾ + brake disc diameter 283 mm / + disco fr.diam. 283mm / + disques fr.diam. 283mm / + disco fr.diam. 283mm

										
PEUGEOT 3008 (09-)										
	1.6 HDi	80		06.09		13.0460-3847.2	603847	24660 17,8 /Zub/S	BOS	
	1.6 HDi	82		08.10		13.0470-3847.2	LD3847	24660 17,8 /Zub/S	BOS	
	1.6 HDi 115	84		11.12						
	1.6 HDi 120	88		05.14						
	1.6 VTi	88		06.09						
	1.6 THP			06.09		13.0460-7202.2	607202	23589 19,1 +	ATE	
	2.0 HDi			06.09		13.0470-7202.2	LD7202	23589 19,1 +	ATE	
	2.0 HDi	100		09.11						
	2.0 HDi Hybrid4			02.11		13.0460-7230.2	607230	24557 19,4 +	ATE	
	1.2	96		01.15		24.0126-0120.1	426120	283 26,0 24,0 V +S +B		
	1.6 HDi	80		06.09		24.0326-0120.1	526120	283 26,0 24,0 V +S +B	PD	
	1.6 HDi	82		08.10						
	1.6 HDi 115	84		11.12						
	1.6 HDi 120	88		05.14						
	1.6 THP			06.09		24.0126-0159.1	426159	302 26,0 24,0 V +S +B		
	2.0 HDi			06.09						
	2.0 HDi	100		09.11						
	2.0 HDi Hybrid4			02.11						
	1.2	96		01.15		24.0711-5325.3	360350	2	Radsensor L=680	
	1.6 HDi	80		06.09						
	1.6 HDi	82		08.10						
	1.6 HDi 115	84		11.12						
	1.6 HDi 120	88		05.14						
	1.6 THP			06.09						
	1.6 VTi	88		06.09						
	2.0 HDi			06.09						
	2.0 HDi	100		09.11						
	2.0 HDi Hybrid4			02.11		13.0460-2761.2	602761		24922 17,5 /Zub/S	
	1.2	96		01.15					LUC	
	1.6 HDi	80		06.09						
	1.6 HDi	82		08.10						
	1.6 HDi 115	84		11.12						
	1.6 HDi 120	88		05.14						
	1.6 THP			06.09						
	1.6 VTi	88		06.09						
	2.0 HDi			06.09						
	2.0 HDi	100		09.11		24.0112-0194.2	412194		268 12,0 10,0 +B	
	2.0 HDi Hybrid4			02.11		24.0112-0198.1	412198		290 12,0 10,0 +S +B	
	PEUGEOT 4007 (07-12)									
		2.0	108		11.10	11.12	13.0460-5958.2	605958	21363 15,8 +/WK	AKE
		2.0 4x4	108		11.10	11.12	13.0460-0235.2	610235	Belagsatz-Zubehör	
		2.2 HDi 4x4	115		02.07	11.12				
		2.4 16V 4x4	125		07.07	11.12				
		2.0	108		11.10	11.12	24.0124-0215.1	424215		294 24,0 22,4 V +B
		2.0 4x4	108		11.10	11.12				
2.2 HDi 4x4		115		02.07	11.12					
2.4 16V 4x4		125		07.07	11.12					
	2.0	108		11.10	11.12	13.0460-5855.2	605855	23582 16,0 +		
	2.0 4x4	108		11.10	11.12	13.0460-0137.2	610137	Belagsatz-Zubehör		
	2.2 HDi 4x4	115		02.07	11.12					
	2.4 16V 4x4	125		07.07	11.12					
	2.2 HDi 4x4	115		02.07	11.12	24.0110-0330.1	410330		302 10,0 8,4 +B	
	2.4 16V 4x4	125		07.07	11.12					
	2.0	108		11.10	11.12	24.0110-0360.1	410360		302 10,0 8,4 +B	
	2.0 4x4	108		11.10	11.12					
	2.2 HDi 4x4	115		02.07	11.12	03.0137-3015.2	653015		190 x 32	
	2.4 16V 4x4	125		07.07	11.12	03.0137-9307.2	669307		Bremsbacken-Zubehör	
	2.0	108		11.10	11.12	03.0137-3023.2	653023		170 x 32	
	2.0 4x4	108		11.10	11.12	03.0137-9307.2	669307		Bremsbacken-Zubehör	
PEUGEOT 4008 (12-)										
	1.6	86		04.12		13.0460-5760.2	605760	23584 16,4 /WK	AKE	
	1.6 HDi	84		05.12						
	1.6 HDi AWC	84		04.12						
	1.8 HDi	110		05.12						
	1.8 HDi AWC	110		04.12						
	2.0	113		04.12						
	1.6	86		04.12		24.0126-0170.1	426170		294 26,0 24,4 V +B	
	1.6 HDi	84		05.12						
	1.6 HDi AWC	84		04.12						
	1.8 HDi	110		05.12						
	1.8 HDi AWC	110		04.12						
										

								
PEUGEOT 4008 (12-)								
	2.0	113		04.12		24.0126-0170.1	426170	294 26,0 24,4 V +B
	1.6	86	ORGA 13114	04.12		13.0460-5855.2	605855	23582 16,0 +
	1.6 HDi	84	ORGA 13114	05.12				
	1.6 HDi AWC	84	ORGA 13114	04.12				
	1.8 HDi	110	ORGA 13114	05.12				
	1.8 HDi AWC	110	ORGA 13114	04.12				
	2.0	113	ORGA 13114	04.12				
	1.6	86	ORGA 13114	04.12		24.0110-0360.1	410360	302 10,0 8,4 +B
	1.6 HDi	84	ORGA 13114	05.12				
	1.6 HDi AWC	84	ORGA 13114	04.12				
	1.8 HDi	110	ORGA 13114	05.12				
	1.8 HDi AWC	110	ORGA 13114	04.12				
	2.0	113	ORGA 13114	04.12				
	1.6	86		04.12		03.0137-3023.2	653023	170 x 32
	1.6 HDi	84		05.12				
	1.6 HDi AWC	84		04.12				
	1.8 HDi	110		05.12				
	1.8 HDi AWC	110		04.12				
	2.0	113		04.12				
PEUGEOT 5008 (09-)								
	1.6 16V	88		09.09		13.0460-7229.2	607229	24538 18,5 + ATE
	1.6 HDi	80		09.09		13.0470-7229.2	LD7229	24538 18,5 + ATE
	1.6 HDi	82		08.10				
	1.6 HDi 115	84		11.12				
	1.2	96		01.15		13.0460-7230.2	607230	24557 19,4 + ATE
	1.6 16V	115		09.09		13.0470-7230.2	LD7230	24557 19,4 + ATE
	1.6 HDi 120	88		05.14				
	1.6 THP 150	110		02.12				
	1.6 THP 163	120		02.12				
	2.0 HDi	100		02.12				
	2.0 HDi	110		09.09				
	2.0 HDi	120		09.09				
	1.6 16V	88		09.09		24.0126-0120.1	426120	283 26,0 24,0 V +S +B
	1.6 HDi	80		09.09		24.0326-0120.1	526120	283 26,0 24,0 V +S +B PD
	1.6 HDi	82		08.10				
	1.6 HDi 115	84		11.12				
	1.2	96		01.15		24.0126-0159.1	426159	302 26,0 24,0 V +S +B
	1.6 16V	115		09.09				
	1.6 HDi 120	88		05.14				
	1.6 THP 150	110		02.12				
	1.6 THP 163	120		02.12				
	2.0 HDi	100		02.12				
	2.0 HDi	110		09.09				
	2.0 HDi	120		09.09				
	1.2	96		01.15		24.0711-5325.3	360350	2  Radsensor L=680
	1.6 16V	88		09.09				
	1.6 16V	115		09.09				
	1.6 HDi	80		09.09				
	1.6 HDi	82		08.10				
	1.6 HDi 115	84		11.12				
	1.6 HDi 120	88		05.14				
	1.6 THP 150	110		02.12				
	1.6 THP 163	120		02.12				
	2.0 HDi	100		02.12				
	2.0 HDi	110		09.09				
	2.0 HDi	120		09.09				
	1.2	96		01.15		13.0460-2761.2	602761	24922 17,5 /Zub/S LUC
	1.6 16V	88		09.09				
	1.6 16V	115		09.09				
	1.6 HDi	80		09.09				
	1.6 HDi	82		08.10				
	1.6 HDi 115	84		11.12				
	1.6 HDi 120	88		05.14				
	1.6 THP 150	110		02.12				
	1.6 THP 163	120		02.12				
	2.0 HDi	100		02.12				
	2.0 HDi	110		09.09				
	2.0 HDi	120		09.09				
	1.2	96		01.15		24.0112-0194.2	412194	268 12,0 10,0 +B
	1.6 16V	88		09.09				
	1.6 16V	115		09.09				
	1.6 HDi	80		09.09				
	1.6 HDi	82		08.10				
	1.6 HDi 115	84		11.12				
	1.6 HDi 120	88		05.14				
	1.6 THP 150	110		02.12				
	1.6 THP 163	120		02.12				
	2.0 HDi	100		02.12				
	2.0 HDi	110		09.09				
	2.0 HDi	120		09.09				



PEUGEOT BIPPER (08-)

	1.4 HDi	50		02.08			13.0460-3818.2	603818			23706 18,1 +/WK/S	BOS
	1.4 i	54		02.08								
	1.3 HDi 75	55		10.10			13.0460-3863.2	603863			23706 18,0 +/WK/Zub/SBOS	
	1.4 HDi	50		02.08		+ automatisiertes Schaltgetriebe 1)	24.0122-0147.1	422147			284 22,0 20,2 V +B	
	1.3 HDi 75	55		10.10		+ Schaltgetriebe 2)	24.0122-0197.1	422197			258 22,0 20,2 V +B	
	1.4 HDi	50		02.08								
	1.4 i	54		02.08								
	1.4 HDi	50		10.10			03.0137-0479.2	650479			203 x 38 HEB	AP
	1.4 i	54		02.08			03.0137-9310.2	669310			Bremsbacken-Zubehör	AP
	1.3 HDi 75	55		10.10			03.0137-0493.2	650493			228 x 42 HEB	AP
	1.4 HDi	50		02.08	09.10							
	1.4 i	54		02.08			24.0220-2001.1	480307			203/204,7 x 48,5	
	1.3 HDi 75	55		10.10			24.0222-8038.1	480316			228/230 x 48	
	1.4 HDi	50		10.10			03.0520-9220.3	699220			20,64/203x38 TopKit	AP
	1.4 i	54		02.08								















PEUGEOT BOXER Bus (94-02)

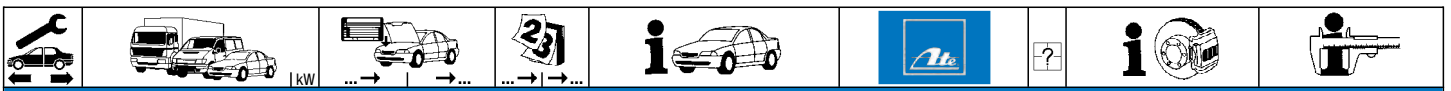
	1.9 D (10)	51		02.94	12.99		13.0460-2976.2	602976			21797 19,7 +/WK/S	LUC
	1.9 TD (10/14)	66		08.94	12.99							
	1.9 TD (10/14)	68		02.94	12.99							
	2.0 i (10/14)	80		02.94	12.99							
	2.5 D (14)	63		08.94	12.99							
	2.5 TD (14)	76		08.94	12.99							
	2.5 TDi (14)	79		01.97	12.99							
	2.5 TDi (14)	79		01.97	12.99							
	1.9 D (10)	51		01.00	10.01		13.0460-2850.2	602850			23602 19,7 +/WK/S	LUC
	1.9 TD (10/14)	66		01.00	10.01							
	1.9 TD (10/14)	68		01.00	10.01							
	2.0 i (10/14)	80		01.00	10.01							
	2.5 D (14)	63		01.00	10.01							
	2.5 TD (14)	76		01.00	10.01							
	2.5 TDi (14)	79		01.00	10.01							
	2.8 HDi (14)	94		11.00	10.01							
	1.9 D (10)	51		11.01	03.02		13.0460-4978.2	604978			23917 19,3 +/WK/Zub	BRE
	1.9 TD (10/14)	66		11.01	03.02							
	1.9 TD (10/14)	68		11.01	03.02							
	2.0 i (10/14)	80		11.01	03.02							
	2.5 D (14)	63		11.01	03.02							
	2.5 TD (14)	76		11.01	03.02							
	2.5 TDi (14)	79		11.01	03.02							
	2.8 HDi (14)	94		11.01	03.02							
	2.0 i (18)	80		02.94	12.99		13.0460-2977.2	602977			21799 19,7 +/WK/S	LUC
	2.5 D (18)	63		08.94	12.99							
	2.5 TD (18)	76		08.94	12.99							
	2.5 TDi (18)	79		01.97	12.99							
	2.0 i (18)	80		01.00	10.01		13.0460-2852.2	602852			23603 19,7 +/WK/S	LUC
	2.5 D (18)	63		01.00	10.01							
	2.5 TD (18)	76		01.00	10.01							
	2.5 TDi (18)	79		01.00	10.01							
	2.0 i (18)	80		11.01	03.02		13.0460-4979.2	604979			23919 19,3 +/WK/Zub	BRE
	2.5 D (18)	63		11.01	03.02							
	2.5 TD (18)	76		11.01	03.02							
	2.5 TDi (18)	79		11.01	03.02							
	1.9 D (10)	51		02.94	03.02		24.0118-0108.1	418108			280 18,0 15,9 +B	
	1.9 TD (10/14)	66		08.94	03.02							
	1.9 TD (10/14)	68		02.94	03.02							
	2.0 i (10/14)	80		02.94	03.02							
	2.5 D (14)	63		08.94	03.02							
	2.5 TD (14)	76		08.94	03.02		24.0124-0127.1	424127			280 24,0 21,9 V +B	
	2.5 TDi (14)	79		01.97	03.02							
	2.8 HDi (14)	94		11.00	03.02							
	2.0 i (18)	80		02.94	03.02		24.0124-0138.1	424138			300 24,0 21,9 V +B	
	2.5 D (18)	63		08.94	03.02							
	2.5 TD (18)	76		08.94	03.02							
	2.5 TDi (18)	79		01.97	03.02							
	1.9 D (10)	51		11.01	03.02		13.0460-4980.2	604980			23921 20,3 /Zub	BRE
	1.9 TD (10/14)	66		11.01	03.02							
	1.9 TD (10/14)	68		11.01	03.02							
	2.0 i (10/14/18)	80		11.01	03.02							
	2.5 D (14/18)	63		11.01	03.02							
	2.5 TD (14/18)	76		11.01	03.02							
	2.5 TDi (14/18)	79		11.01	03.02							
2.8 HDi (14/18)	94		11.01	03.02								
	1.9 D (10)	51		11.01	03.02		24.0116-0124.1	416124			280 16,0 14,2 +B	
	1.9 TD (10/14)	66		11.01	03.02							
	1.9 TD (10/14)	68		11.01	03.02							
	2.0 i (10/14)	80		11.01	03.02							
	2.5 D (14)	63		11.01	03.02							
	2.5 TD (14)	76		11.01	03.02							
	2.5 TDi (14)	79		11.01	03.02							
2.8 HDi (14)	94		11.01	03.02								

1) + autom.manual transmission / + scatola camb.velocità autom. / + transm.mécanique autom. / + cambio de velocidad autom.

2) + manual transmission / + scatola cambio velocità / + transmission mécanique / + cambio de velocidad

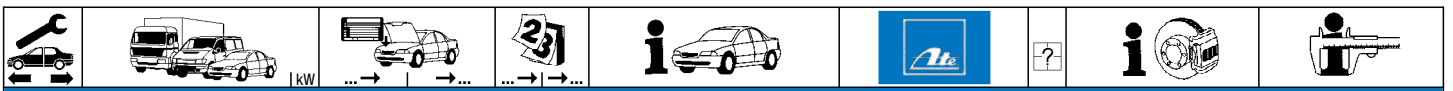


										
PEUGEOT BOXER Bus (94-02)										
	2.0 i (18) 2.5 D (18) 2.5 TD (18) 2.5 TDi (18) 2.8 HDi (18)	80 63 76 79 94		11.01 11.01 11.01 11.01 11.01	03.02 03.02 03.02 03.02 03.02	24.0116-0125.1	416125	280 16,0 14,2 +B		
	1.9 D (10) 1.9 TD (10/14) 1.9 TD (10/14) 2.0 i (10/14) 2.5 D (14) 2.5 TD (14) 2.5 TDi (14) 2.8 HDi (14)	51 66 68 80 63 76 79 94		02.94 08.94 02.94 02.94 08.94 08.94 01.97 11.00	10.01 10.01 10.01 10.01 10.01 10.01 10.01 10.01	03.0137-0333.2 03.0137-9219.2	650333 669219	254 x 57 HEB Bremsbacken-Zubehör	LUC LUC	
	1.9 D (10) 1.9 TD (10/14) 1.9 TD (10/14) 2.0 i (10/14) 2.5 D (14) 2.5 TD (14) 2.5 TDi (14) 2.8 HDi (14)	51 66 68 80 63 76 79 94		11.01 11.01 11.01 11.01 11.01 11.01 11.01 11.01	03.02 03.02 03.02 03.02 03.02 03.02 03.02 03.02	03.0137-0432.2 03.0137-9285.2	650432 669285	- Quick Fit	254 x 57 HEB Bremsbacken-Zubehör	AP AP
	2.0 i (18) 2.5 D (18) 2.5 TD (18) 2.5 TDi (18) 2.8 HDi (18)	80 63 76 79 94		02.94 08.94 08.94 01.97 11.00	10.01 10.01 10.01 10.01 10.01	03.0137-0334.2 03.0137-9219.2	650334 669219	254 x 57 HEB Bremsbacken-Zubehör	LUC LUC	
	1.9 D (10) 1.9 TD (10/14) 1.9 TD (10/14) 2.0 i (10/14) 2.5 D (14) 2.5 TD (14) 2.5 TDi (14) 2.8 HDi (14)	51 66 68 80 63 76 79 94		02.94 08.94 02.94 02.94 08.94 08.94 01.97 11.00	03.02 03.02 03.02 03.02 03.02 03.02 03.02 03.02	24.0225-4002.1	480048	254/255 x 63,5		
	2.0 i (18) 2.5 D (18) 2.5 TD (18) 2.5 TDi (18) 2.8 HDi (18)	80 63 76 79 94		02.94 08.94 08.94 01.97 11.00	10.01 10.01 10.01 10.01 10.01	24.0225-4005.1	480070	254/255,6 x 65		
	1.9 D (10) 1.9 TD (10/14) 1.9 TD (10/14) 2.0 i (10/14) 2.5 D (14)	51 66 68 80 63		02.94 08.94 02.94 02.94 08.94	10.01 10.01 10.01 10.01 10.01	03.0520-0925.3	690925	25,40/254x57 TopKit	LUC	
	2.5 TD (14) 2.5 TDi (14) 2.8 HDi (14)	76 79 94		08.94 01.97 11.00	10.01 10.01 10.01	03.0520-0226.3	690226	26,99/254x57 TopKit	LUC	
	1.9 D (10) 1.9 TD (10/14) 1.9 TD (10/14) 2.0 i (10/14) 2.5 D (14) 2.5 TD (14) 2.5 TDi (14) 2.8 HDi (14)	51 66 68 80 63 76 79 94		11.01 11.01 11.01 11.01 11.01 11.01 11.01 11.01	03.02 03.02 03.02 03.02 03.02 03.02 03.02 03.02	03.0520-0326.3	690326	+ Quick Fit	26,99/254x57 TopKit	AP
	2.0 i (18) 2.5 D (18) 2.5 TD (18) 2.5 TDi (18) 2.8 HDi (18)	80 63 76 79 94		02.94 08.94 08.94 01.97 11.00	10.01 10.01 10.01 10.01 10.01	03.0520-0728.3	690728	28,57/254x57 TopKit	LUC	
PEUGEOT BOXER Kasten (94-02)										
	1.9 D (10) 1.9 D (10) 1.9 DT 4x4 (10/14) 1.9 TD (10/14) 1.9 TD (10/14) 2.0 i (10/14) 2.0 i 4x4 (10/14) 2.5 D/DT (14) 2.5 TD (14) 2.5 TDi (14)	50 51 66 66 68 80 80 63 76 79		07.99 02.94 03.96 07.99 02.94 02.94 03.96 02.94 02.94 01.97	12.99 12.99 12.99 12.99 12.99 12.99 12.99 12.99 12.99 12.99	13.0460-2976.2	602976	21797 19,7 +/WK/S	LUC	
	1.9 D (10) 1.9 D (10) 1.9 DT 4x4 (10/14) 1.9 TD (10/14) 1.9 TD (10/14) 2.0 HDi (10/14) 2.0 i (10/14) 2.5 D/DT (14) 2.5 TD (14) 2.5 TDi (14) 2.8 HDi (14) 2.8 HDi 4x4 (14)	50 51 66 66 68 62 80 63 76 79 94 94		01.00 01.00 01.00 01.00 01.00 08.01 01.00 01.00 01.00 01.00 11.00 10.00	10.01 10.01 10.01 10.01 10.01 10.01 10.01 10.01 10.01 10.01 10.01 10.01	13.0460-2850.2	602850	23602 19,7 +/WK/S	LUC	
	1.9 D (10) 1.9 D (10)	50 51		11.01 11.01	03.02 03.02	13.0460-4978.2	604978	23917 19,3 +/WK/Zub	BRE	



PEUGEOT BOXER Kasten (94-02)
















	1.9 DT 4X4 (10/14)	66		11.01	03.02	13.0460-4978.2	604978		23917 19,3 +/WK/Zub	BRE						
	1.9 TD (10/14)	66		11.01	03.02											
	1.9 TD (10/14)	68		11.01	03.02											
	2.0 HDi (10/14)	62		11.01	03.02											
	2.0 i (10/14)	80		11.01	03.02											
	2.0 i 4x4 (10/14)	80		11.01	03.02											
	2.5 D/DT (14)	63		11.01	03.02											
	2.5 TD (14)	76		11.01	03.02											
	2.5 TDi (14)	79		11.01	03.02											
	2.8 HDi (14)	94		11.01	03.02											
	2.0 i (18)	80		02.94	12.99	13.0460-2977.2	602977		21799 19,7 +/WK/S	LUC						
	2.0 i 4x4 (18)	80		03.96	12.99											
	2.5 D/DT (18)	63		02.94	12.99											
	2.5 TD (18)	76		02.94	12.99											
	2.5 TDi (18)	79		01.97	12.99											
	2.0 i (18)	80		01.00	10.01	13.0460-2852.2	602852		23603 19,7 +/WK/S	LUC						
	2.0 i 4x4 (18)	80		01.00	10.01											
	2.5 D/DT (18)	63		01.00	10.01											
	2.5 TD (18)	76		01.00	10.01											
	2.5 TDi (18)	79		01.00	10.01											
	2.8 HDi (18)	94		11.00	10.01											
	2.8 HDi 4x4 (18)	94		10.00	10.01											
	2.0 i (18)	80		11.01	03.02											
2.0 i 4x4 (18)	80		11.01	03.02												
	2.5 D/DT (18)	63		11.01	03.02	13.0460-4979.2	604979		23919 19,3 +/WK/Zub	BRE						
	2.5 TD (18)	76		11.01	03.02											
	2.5 TDi (18)	79		11.01	03.02											
	2.8 HDi (18)	94		11.01	03.02											
	2.8 HDi 4x4 (18)	94		11.01	03.02											
		1.9 D (10)	50		07.99						03.02	24.0118-0108.1	418108		280 18,0 15,9 +B	
		1.9 D (10)	51		02.94						03.02					
		1.9 DT 4X4 (10/14)	66		03.96						03.02					
1.9 TD (10/14)		66		07.99	03.02											
1.9 TD (10/14)		68		02.94	03.02											
2.0 i (10/14)		80		02.94	03.02											
2.0 i 4x4 (10/14)		80		03.96	03.02											
2.5 D/DT (14)		63		02.94	03.02											
		2.5 TD (14)	76		02.94	03.02	24.0124-0127.1	424127		280 24,0 21,9 V +B						
		2.5 TDi (14)	79		01.97	03.02										
	2.8 HDi (14)	94		11.00	03.02											
	2.8 HDi 4x4 (14)	94		10.00	03.02											
	2.0 HDi (18)	62		08.01	03.02	24.0124-0138.1	424138		300 24,0 21,9 V +B							
	2.0 i (18)	80		02.94	03.02											
	2.0 i 4x4 (18)	80		03.96	03.02											
	2.5 D/DT (18)	63		02.94	03.02											
	2.5 TD (18)	76		02.94	03.02											
	2.5 TDi (18)	79		01.97	03.02											
	2.8 HDi (18)	94		11.00	03.02											
	2.8 HDi 4x4 (18)	94		10.00	03.02											
	1.9 D (10)	50		11.01	03.02	13.0460-4980.2	604980		23921 20,3 /Zub	BRE						
	1.9 D (10)	51		11.01	03.02											
	1.9 DT 4X4 (10/14)	66		11.01	03.02											
	1.9 TD (10/14)	66		11.01	03.02											
	1.9 TD (10/14)	68		11.01	03.02											
	2.0 HDi (10/14/18)	62		11.01	03.02											
	2.0 i (10/14/18)	80		11.01	03.02											
	2.0 i 4x4 (10/14/18)	80		11.01	03.02											
	2.5 D/DT (14/18)	63		11.01	03.02											
	2.5 TDi (14/18)	79		11.01	03.02											
	2.5 TDi (14/18)	79		11.01	03.02											
	2.8 HDi (14/18)	94		11.01	03.02											
	2.8 HDi 4x4 (14/18)	94		11.01	03.02											
	1.9 D (10)	50		11.01	03.02	24.0116-0124.1	416124		280 16,0 14,2 +B							
	1.9 D (10)	51		11.01	03.02											
	1.9 DT 4X4 (10/14)	66		11.01	03.02											
	1.9 TD (10/14)	66		11.01	03.02											
	1.9 TD (10/14)	68		11.01	03.02											
	2.0 HDi (10/14)	62		11.01	03.02											
	2.0 i (10/14)	80		11.01	03.02											
	2.0 i 4x4 (10/14)	80		11.01	03.02											
	2.5 D/DT (14)	63		11.01	03.02											
	2.5 TD (14)	76		11.01	03.02											
	2.5 TDi (14)	79		11.01	03.02	24.0116-0125.1	416125		280 16,0 14,2 +B							
	2.8 HDi (14)	94		11.01	03.02											
	2.8 HDi 4x4 (14)	94		11.01	03.02											
	2.0 i (18)	80		11.01	03.02											
	2.0 i 4x4 (18)	80		11.01	03.02											
	2.5 D/DT (18)	63		11.01	03.02											
	2.5 TD (18)	76		11.01	03.02											
	2.5 TDi (18)	79		11.01	03.02											
2.8 HDi (18)	94		11.01	03.02												
2.8 HDi 4x4 (18)	94		11.01	03.02												



PEUGEOT BOXER Kasten (94-02)

	1.9 D (10)	50		07.99	10.01	03.0137-0333.2	650333			254 x 57 HEB	LUC							
	1.9 D (10)	51		02.94	10.01							03.0137-9219.2	669219			Bremsbacken-Zubehör	LUC	
	1.9 DT 4X4 (10/14)	66		03.96	10.01													
	1.9 TD (10/14)	66		07.99	10.01													
	1.9 TD (10/14)	68		02.94	10.01													
	2.0 HDi (10/14)	62		08.01	10.01													
	2.0 i (10/14)	80		02.94	10.01													
	2.0 i 4x4 (10/14)	80		03.96	10.01													
	2.5 D/DT (14)	63		02.94	10.01													
	2.5 TD (14)	76		02.94	10.01													
2.5 TDi (14)	79		01.97	10.01														
2.8 HDi (14)	94		11.00	10.01														
2.8 HDi 4x4 (14)	94		10.00	10.01														
	1.9 D (10)	50		11.01	03.02	03.0137-0432.2	650432		- Quick Fit	254 x 57 HEB	AP							
	1.9 D (10)	51		11.01	03.02							03.0137-9285.2	669285			Bremsbacken-Zubehör	AP	
	1.9 DT 4X4 (10/14)	66		11.01	03.02													
	1.9 TD (10/14)	66		11.01	03.02													
	1.9 TD (10/14)	68		11.01	03.02													
	2.0 HDi (10/14)	62		11.01	03.02													
	2.0 i (10/14)	80		11.01	03.02													
	2.0 i 4x4 (10/14)	80		11.01	03.02													
	2.5 D/DT (14)	63		11.01	03.02													
	2.5 TD (14)	76		11.01	03.02													
2.5 TDi (14)	79		11.01	03.02														
2.8 HDi (14)	94		11.01	03.02														
2.8 HDi 4x4 (14)	94		11.01	03.02														
	2.0 HDi (18)	62		08.01	10.01	03.0137-0334.2	650334			254 x 57 HEB	LUC							
	2.0 i (18)	80		02.94	10.01							03.0137-9219.2	669219			Bremsbacken-Zubehör	LUC	
	2.0 i 4x4 (18)	80		03.96	10.01													
	2.5 D/DT (18)	63		02.94	10.01													
	2.5 TD (18)	76		02.94	10.01													
	2.5 TDi (18)	79		01.97	10.01													
	2.8 HDi (18)	94		11.00	10.01													
	2.8 HDi 4x4 (18)	94		10.00	10.01													
		1.9 D (10)	50		07.99							03.02	24.0225-4002.1	480048			254/255 x 63,5	
		1.9 D (10)	51		02.94							03.02						
1.9 DT 4X4 (10/14)		66		03.96	03.02													
1.9 TD (10/14)		66		07.99	03.02													
1.9 TD (10/14)		68		02.94	03.02													
2.0 HDi (10/14)		62		08.01	03.02													
2.0 i (10/14)		80		02.94	03.02													
2.0 i 4x4 (10/14)		80		03.96	03.02													
2.5 D/DT (14)		63		02.94	03.02													
2.5 TD (14)		76		02.94	03.02													
2.5 TDi (14)	79		01.97	03.02														
2.8 HDi (14)	94		11.00	03.02														
2.8 HDi 4x4 (14)	94		10.00	03.02														
	2.0 HDi (18)	62		08.01	10.01	24.0225-4005.1	480070			254/255,6 x 65								
	2.0 i (18)	80		02.94	10.01													
	2.0 i 4x4 (18)	80		03.96	10.01													
	2.5 D/DT (18)	63		02.94	10.01													
	2.5 TD (18)	76		02.94	10.01													
	2.5 TDi (18)	79		01.97	10.01													
	2.8 HDi (18)	94		11.00	10.01													
	2.8 HDi 4x4 (18)	94		10.00	10.01													
		1.9 D (10)	50		07.99							10.01	03.0520-0925.3	690925			25,40/254x57 TopKit	LUC
		1.9 D (10)	51		02.94							10.01						
1.9 DT 4X4 (10/14)		66		03.96	10.01													
1.9 TD (10/14)		66		07.99	10.01													
1.9 TD (10/14)		68		02.94	10.01													
2.0 HDi (10/14)		62		08.01	10.01													
2.0 i (10/14)		80		02.94	10.01													
2.0 i 4x4 (10/14)		80		03.96	10.01													
2.5 D/DT (14)		63		02.94	10.01													
2.5 TD (14)		76		02.94	10.01													
2.5 TDi (14)	79		01.97	10.01														
2.8 HDi (14)	94		11.00	10.01														
2.8 HDi 4x4 (14)	94		10.00	10.01														
	1.9 D (10)	50		11.01	03.02	03.0520-0326.3	690326		+ Quick Fit	26,99/254x57 TopKit	AP							
	1.9 D (10)	51		11.01	03.02													
	1.9 DT 4X4 (10/14)	66		11.01	03.02													
	1.9 TD (10/14)	66		11.01	03.02													
	1.9 TD (10/14)	68		11.01	03.02													
	2.0 HDi (10/14)	62		11.01	03.02													
	2.0 i (10/14)	80		11.01	03.02													
	2.0 i 4x4 (10/14)	80		11.01	03.02													
	2.5 D/DT (14)	63		11.01	03.02													
	2.5 TD (14)	76		11.01	03.02													
2.5 TDi (14)	79		11.01	03.02														
2.8 HDi (14)	94		11.01	03.02														
2.8 HDi 4x4 (14)	94		11.01	03.02														
	2.0 HDi (18)	62		08.01	10.01	03.0520-0728.3	690728			28,57/254x57 TopKit	LUC							
	2.0 i (18)	80		02.94	10.01													
	2.0 i 4x4 (18)	80		03.96	10.01													
	2.5 D/DT (18)	63		02.94	10.01													
	2.5 TD (18)	76		02.94	10.01													



	 kW							
PEUGEOT BOXER Kasten (94-02)								
	2.5 TDi (18)	79		01.97	10.01	03.0520-0728.3	690728	28,57/254x57 TopKit LUC
	2.8 HDi (18)	94		11.00	10.01			
	2.8 HDi 4x4 (18)	94		10.00	10.01			
PEUGEOT BOXER Pritsche/Fahrgestell (94-02)								
	1.9 TD (10/14)	66		12.98	12.99	13.0460-2976.2	602976	21797 19,7 +/WK/S LUC
	1.9 TD (10/14)	68		07.96	12.99			
	2.0 i (10/14)	80		06.94	12.99			
	2.5 D (14)	63		02.94	12.99			
	2.5 TD (14)	76		02.94	12.99			
	2.5 TDi (14)	79		01.97	12.99			
	1.9 TD (10/14)	66		01.00	10.01	13.0460-2850.2	602850	23602 19,7 +/WK/S LUC
	1.9 TD (10/14)	68		01.00	10.01			
	2.0 i (10/14)	80		01.00	10.01			
	2.5 D (14)	63		01.00	10.01			
	2.5 TD (14)	76		01.00	10.01			
	2.5 TDi (14)	79		01.00	10.01			
	2.8 HDi (14)	94		11.00	10.01			
	2.8 HDi 4X4 (14)	93		10.00	10.01			
	1.9 TD (10/14)	66		11.01	03.02	13.0460-4978.2	604978	23917 19,3 +/WK/Zub BRE
	1.9 TD (10/14)	68		11.01	03.02			
	2.0 i (10/14)	80		11.01	03.02			
	2.5 D (14)	63		11.01	03.02			
	2.5 TD (14)	76		11.01	03.02			
	2.5 TDi (14)	79		11.01	03.02			
	2.8 HDi (14)	94		11.01	03.02			
	2.8 HDi 4X4 (14)	93		11.01	11.01			
	2.0 i (18)	80		06.94	12.99	13.0460-2977.2	602977	21799 19,7 +/WK/S LUC
	2.5 D (18)	63		02.94	12.99			
	2.5 TD (18)	76		02.94	12.99			
	2.5 TDi (18)	79		01.97	12.99			
	2.0 i (18)	80		01.00	10.01	13.0460-2852.2	602852	23603 19,7 +/WK/S LUC
	2.5 D (18)	63		01.00	10.01			
	2.5 TD (18)	76		01.00	10.01			
	2.5 TDi (18)	79		01.00	10.01			
	2.8 HDi (18)	94		11.00	10.01			
	2.8 HDi 4X4 (18)	93		10.00	10.01			
	2.0 i (18)	80		11.01	03.02	13.0460-4979.2	604979	23919 19,3 +/WK/Zub BRE
	2.5 D (18)	63		11.01	03.02			
	2.5 TD (18)	76		11.01	03.02			
	2.5 TDi (18)	79		11.01	03.02			
	2.8 HDi (18)	94		11.01	03.02			
	2.8 HDi 4X4 (18)	93		11.01	11.01			
	1.9 TD (10/14)	66		12.98	12.99	24.0118-0108.1	418108	280 18,0 15,9 +B
	1.9 TD (10/14)	68		07.96	12.99			
	2.0 i (10/14)	80		06.94	12.99			
	2.5 D (14)	63		02.94	12.99			
	2.5 TD (14)	76		02.94	03.02	24.0124-0127.1	424127	280 24,0 21,9 V +B
	2.5 TDi (14)	79		01.97	03.02			
	2.8 HDi (14)	94		11.00	03.02			
	2.8 HDi 4X4 (14)	93		10.00	11.01			
	2.0 i (18)	80		06.94	03.02	24.0124-0138.1	424138	300 24,0 21,9 V +B
	2.5 D (18)	63		02.94	03.02			
	2.5 TD (18)	76		02.94	03.02			
	2.5 TDi (18)	79		01.97	03.02			
	2.8 HDi (18)	94		11.00	03.02			
	2.8 HDi 4X4 (18)	93		10.00	11.01			
	1.9 TD (10/14)	66		11.01	03.02	13.0460-4980.2	604980	23921 20,3 /Zub BRE
	1.9 TD (10/14)	68		11.01	03.02			
	2.0 i (10/14/18)	80		11.01	03.02			
	2.5 D (14/18)	63		11.01	03.02			
	2.5 TD (14/18)	76		11.01	03.02			
	2.5 TDi (14/18)	79		11.01	03.02			
	2.8 HDi (14/18)	94		11.01	03.02			
	2.8 HDi 4X4 (14/18)	93		11.01	11.01			
	1.9 TD (10/14)	66		11.01	03.02	24.0116-0124.1	416124	280 16,0 14,2 +B
	1.9 TD (10/14)	68		11.01	03.02			
	2.0 i (10/14)	80		11.01	03.02			
	2.5 D (14)	63		11.01	03.02			
	2.5 TD (14)	76		11.01	03.02			
	2.5 TDi (14)	79		11.01	03.02			
	2.8 HDi (14)	94		11.01	03.02			
	2.8 HDi 4X4 (14)	93		11.01	11.01			
	2.0 i (18)	80		11.01	03.02	24.0116-0125.1	416125	280 16,0 14,2 +B
	2.5 D (18)	63		11.01	03.02			
	2.5 TD (18)	76		11.01	03.02			
	2.5 TDi (18)	79		11.01	03.02			
	2.8 HDi (18)	94		11.01	03.02			
	1.9 TD (10/14)	66		12.98	10.01	03.0137-0333.2	650333	254 x 57 HEB LUC
	1.9 TD (10/14)	68		07.96	10.01	03.0137-9219.2	669219	Bremsbacken-Zubehör LUC
	2.0 i (10/14)	80		06.94	10.01			
	2.5 D (14)	63		02.94	10.01			
	2.5 TD (14)	76		02.94	10.01			
	2.5 TDi (14)	79		01.97	10.01			
	2.8 HDi (14)	94		11.00	10.01			





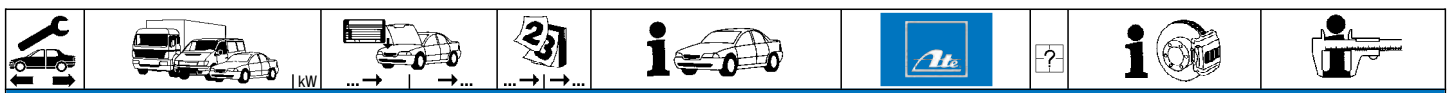
PEUGEOT BOXER Pritsche/Fahrgestell (94-02)

	2.8 HDi 4X4 (14)	93		10.00	10.01		03.0137-0333.2 03.0137-9219.2	650333 669219		254 x 57 HEB Bremsbacken-Zubehör	LUC LUC
	1.9 TD (10/14)	66		11.01	03.02		03.0137-0432.2	650432	- Quick Fit	254 x 57 HEB	AP
	1.9 TD (10/14)	68		11.01	03.02		03.0137-9285.2	669285		Bremsbacken-Zubehör	AP
	2.0 i (10/14)	80		11.01	03.02						
	2.5 D (14)	63		11.01	03.02						
	2.5 TD (14)	76		11.01	03.02						
	2.5 TDi (14)	79		11.01	03.02						
	2.8 HDi (14)	94		11.01	03.02						
	2.8 HDi 4X4 (14)	93		11.01	11.01						
	2.0 i (18)	80		06.94	10.01		03.0137-0334.2	650334		254 x 57 HEB	LUC
	2.5 D (18)	63		02.94	10.01		03.0137-9219.2	669219		Bremsbacken-Zubehör	LUC
	2.5 TD (18)	76		02.94	10.01						
	2.5 TDi (18)	79		01.97	10.01						
	2.8 HDi (18)	94		11.00	10.01						
	2.8 HDi 4X4 (18)	93		10.00	10.01						
	1.9 TD (10/14)	66		12.98	03.02		24.0225-4002.1	480048		254/255 x 63,5	
	1.9 TD (10/14)	68		07.96	03.02						
	2.0 i (10/14)	80		06.94	03.02						
	2.5 D (14)	63		02.94	03.02						
	2.5 TD (14)	76		02.94	03.02						
	2.5 TDi (14)	79		01.97	03.02						
	2.8 HDi (14)	94		11.00	03.02						
	2.8 HDi 4X4 (14)	93		10.00	11.01						
	2.0 i (18)	80		06.94	10.01		24.0225-4005.1	480070		254/255,6 x 65	
	2.5 D (18)	63		02.94	10.01						
	2.5 TD (18)	76		02.94	10.01						
	2.5 TDi (18)	79		01.97	10.01						
	2.8 HDi (18)	94		11.00	10.01						
	2.8 HDi 4X4 (18)	93		10.00	11.01						
	1.9 TD (10/14)	66		12.98	10.01		03.0520-0925.3	690925		25,40/254x57 TopKit	LUC
	1.9 TD (10/14)	68		07.96	10.01						
	2.0 i (10/14)	80		06.94	10.01						
	2.5 D (14)	63		02.94	10.01						
	2.5 TD (14)	76		02.94	10.01		03.0520-0226.3	690226		26,99/254x57 TopKit	LUC
	2.5 TDi (14)	79		01.97	10.01						
	2.8 HDi (14)	94		11.00	10.01						
	2.8 HDi 4X4 (14)	93		10.00	10.01						
	1.9 TD (10/14)	66		11.01	03.02		03.0520-0326.3	690326	+ Quick Fit	26,99/254x57 TopKit	AP
	1.9 TD (10/14)	68		11.01	03.02						
	2.0 i (10/14)	80		11.01	03.02						
	2.5 D (14)	63		11.01	03.02						
	2.5 TD (14)	76		11.01	03.02						
	2.5 TDi (14)	79		11.01	03.02						
	2.8 HDi (14)	94		11.01	03.02						
	2.8 HDi 4X4 (14)	93		11.01	11.01						
	2.0 i (18)	80		06.94	10.01		03.0520-0728.3	690728		28,57/254x57 TopKit	LUC
	2.5 D (18)	63		02.94	10.01						
	2.5 TD (18)	76		02.94	10.01						
	2.5 TDi (18)	79		01.97	10.01						
	2.8 HDi (18)	94		11.00	10.01						
	2.8 HDi 4X4 (18)	93		10.00	10.01						

PEUGEOT BOXER (02-06)

	2.0 HDi (10/14)	62		04.02	03.06		13.0460-4978.2	604978		23917 19,3 +/WK/Zub	BRE
	2.0 i (10/14)	81		04.02	03.06						
	2.2 HDi (10/14)	74		04.02	03.06						
	2.8 HDi (10/14)	74		04.02	03.06						
	2.0 HDi (18)	62		04.02	03.06		13.0460-4979.2	604979		23919 19,3 +/WK/Zub	BRE
	2.0 i (18)	81		04.02	03.06						
	2.2 HDi (18)	74		04.02	03.06						
	2.8 HDi (18)	74		04.02	03.06						
	2.0 HDi (10/14)	62		04.02	03.06		24.0124-0127.1	424127		280 24,0 21,9 V +B	
	2.0 i (10/14)	81		04.02	03.06						
	2.2 HDi (10/14)	74		04.02	03.06						
	2.8 HDi (10/14)	74		04.02	03.06						
	2.0 HDi (18)	62		04.02	03.06		24.0124-0138.1	424138		300 24,0 21,9 V +B	
	2.0 i (18)	81		04.02	03.06						
	2.2 HDi (18)	74		04.02	03.06						
	2.8 HDi (18)	74		04.02	03.06						
	2.0 HDi (10/14/18)	62		04.02	03.06		13.0460-4980.2	604980		23921 20,3 /Zub	BRE
	2.0 i (10/14/18)	81		04.02	03.06						
	2.2 HDi (10/14/18)	74		04.02	03.06						
	2.8 HDi (10/14/18)	74		04.02	03.06						
	2.0 HDi (10/14)	62		04.02	03.06		24.0116-0124.1	416124		280 16,0 14,2 +B	
	2.0 i (10/14)	81		04.02	03.06						
	2.2 HDi (10/14)	74		04.02	03.06						
	2.8 HDi (10/14)	74		04.02	03.06						
	2.0 HDi (18)	62		04.02	03.06		24.0116-0125.1	416125		280 16,0 14,2 +B	
	2.0 i (18)	81		04.02	03.06						
	2.2 HDi (18)	74		04.02	03.06						
	2.8 HDi (18)	74		04.02	03.06						





PEUGEOT BOXER (02-06)

	2.0 HDi (10/14)	62		04.02	03.06	03.0137-0432.2	650432	- Quick Fit	254 x 57 HEB	AP
	2.0 i (10/14)	81		04.02	03.06	03.0137-9285.2	669285		Bremsbacken-Zubehör	AP
	2.2 HDi (10/14)	74		04.02	03.06					
	2.8 HDi (10/14)			04.02	03.06					
	2.0 HDi (10/14)	62		04.02	03.06	24.0225-4002.1	480048		254/255 x 63,5	
	2.0 i (10/14)	81		04.02	03.06					
	2.2 HDi (10/14)	74		04.02	03.06					
	2.8 HDi (10/14)			04.02	03.06					
	2.0 HDi (10/14)	62		04.02	03.06	03.0520-0326.3	690326	+ Quick Fit	26,99/254x57 TopKit	AP
	2.0 i (10/14)	81		04.02	03.06					
	2.2 HDi (10/14)	74		04.02	03.06					
	2.8 HDi (10/14)			04.02	03.06					
	2.0 Bifuel (10/14/18)	81		02.03	03.06	03.0137-4002.2	654002	- Stützlager 1)	172 x 42 /Zub	
	2.0 HDi (10/14/18)	62		04.02	03.06					
	2.0 i (10/14/18)	81		04.02	03.06					
	2.2 HDi (10/14/18)	74		04.02	03.06					
	2.8 HDi (10/14/18)			04.02	03.06					

PEUGEOT BOXER (06-)

	2.2 HDi 100	74		04.06	Nutzlast 120/140 2)	13.0460-4807.2	604807		24468 19,1 +/-WK/Zub	BRE
	2.2 HDi 110	81		03.11	Nutzlast 120/140 2)					
	2.2 HDi 120	88		04.06	Nutzlast 120/140 2)					
	2.2 HDi 130	96		03.11	Nutzlast 120/140 2)					
	2.2 HDi 150	110		03.11	Nutzlast 120/140 2)					
	3.0 HDi 145	107		04.10	Nutzlast 120/140 2)					
	3.0 HDi 160	116		04.06	Nutzlast 120/140 2)					
	3.0 HDi 175	130		03.11	Nutzlast 120/140 2)					
	2.2 HDi 100	74		04.06	Nutzlast leicht 160 3)	13.0460-4809.2	604809		24468 19,1 +/-WK/Zub	BRE
	2.2 HDi 110	81		03.11	Nutzlast leicht 160 3)					
	2.2 HDi 120	88		04.06	Nutzlast leicht 160 3)					
	2.2 HDi 130	96		03.11	Nutzlast leicht 160 3)					
	2.2 HDi 150	110		03.11	Nutzlast leicht 160 3)					
	3.0 HDi 145	107		04.10	Nutzlast leicht 160 3)					
	3.0 HDi 160	116		04.06	Nutzlast leicht 160 3)					
	3.0 HDi 175	130		03.11	Nutzlast leicht 160 3)					
	2.2 HDi 100	74		04.06	Nutzlast schwer 160 4)	13.0460-4810.2	604810		24466 19,1 +/-WK/Zub	BRE
	2.2 HDi 110	81		03.11	Nutzlast schwer 160 4)					
	2.2 HDi 120	88		04.06	Nutzlast schwer 160 4)					
	2.2 HDi 130	96		03.11	Nutzlast schwer 160 4)					
	2.2 HDi 150	110		03.11	Nutzlast schwer 160 4)					
	3.0 HDi 145	107		04.10	Nutzlast schwer 160 4)					
	3.0 HDi 160	116		04.06	Nutzlast schwer 160 4)					
	3.0 HDi 175	130		03.11	Nutzlast schwer 160 4)					
	2.2 HDi 100	74		04.06	Nutzlast 200 5)	13.0460-4811.2	604811		24466 19,1 +/-WK/Zub	BRE
	2.2 HDi 110	81		03.11	Nutzlast 200 5)					
	2.2 HDi 120	88		04.06	Nutzlast 200 5)					
	2.2 HDi 130	96		03.11	Nutzlast 200 5)					
	2.2 HDi 150	110		03.11	Nutzlast 200 5)					
	3.0 HDi 145	107		04.10	Nutzlast 200 5)					
	3.0 HDi 160	116		04.06	Nutzlast 200 5)					
	3.0 HDi 175	130		03.11	Nutzlast 200 5)					
	2.2 HDi 100	74		04.06	Nutzlast 120/140 2)	24.0124-0127.1	424127		280 24,0 21,9 V +B	
	2.2 HDi 110	81		03.11	Nutzlast 120/140 2)					
	2.2 HDi 120	88		04.06	Nutzlast 120/140 2)					
	2.2 HDi 130	96		03.11	Nutzlast 120/140 2)					
	2.2 HDi 150	110		03.11	Nutzlast 120/140 2)					
	3.0 HDi 145	107		04.10	Nutzlast 120/140 2)					
	3.0 HDi 160	116		04.06	Nutzlast 120/140 2)					
	3.0 HDi 175	130		03.11	Nutzlast 120/140 2)					
	2.2 HDi 100	74		04.06	Nutzlast leicht 160 3)	24.0128-0213.1	428213		280 28,0 25,9 V +B	
	2.2 HDi 110	81		03.11	Nutzlast leicht 160 3)					
	2.2 HDi 120	88		04.06	Nutzlast leicht 160 3)					
	2.2 HDi 130	96		03.11	Nutzlast leicht 160 3)					
	2.2 HDi 150	110		03.11	Nutzlast leicht 160 3)					
	3.0 HDi 145	107		04.10	Nutzlast leicht 160 3)					
	3.0 HDi 160	116		04.06	Nutzlast leicht 160 3)					
	3.0 HDi 175	130		03.11	Nutzlast leicht 160 3)					
	2.2 HDi 100	74		04.06	Nutzlast schwer 160 4)	24.0124-0138.1	424138		300 24,0 21,9 V +B	
	2.2 HDi 110	81		03.11	Nutzlast schwer 160 4)					
	2.2 HDi 120	88		04.06	Nutzlast schwer 160 4)					
	2.2 HDi 130	96		03.11	Nutzlast schwer 160 4)					
	2.2 HDi 150	110		03.11	Nutzlast schwer 160 4)					
	3.0 HDi 145	107		04.10	Nutzlast schwer 160 4)					
	3.0 HDi 160	116		04.06	Nutzlast schwer 160 4)					
	3.0 HDi 175	130		03.11	Nutzlast schwer 160 4)					
	2.2 HDi 100	74		04.06	Nutzlast 200 5)	24.0132-0131.1	432131		300 32,0 29,9 V +B	
	2.2 HDi 110	81		03.11	Nutzlast 200 5)					
	2.2 HDi 120	88		04.06	Nutzlast 200 5)					
	2.2 HDi 130	96		03.11	Nutzlast 200 5)					
	2.2 HDi 150	110		03.11	Nutzlast 200 5)					
	3.0 HDi 145	107		04.10	Nutzlast 200 5)					
	3.0 HDi 160	116		04.06	Nutzlast 200 5)					
	3.0 HDi 175	130		03.11	Nutzlast 200 5)					

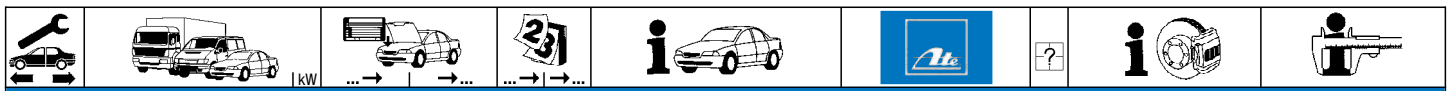
1) - support bearing / - cuscinetto di spinta / - palier d'appui / - soporte de apoyo

2) payload 120/140 / carico utile 120/140 / charge utile 120/140 / carga útil 120/140

3) light payload 160 / carico utile leggero 160 / charge utile légère 160 / carga útil ligera 160

4) heavy payload 160 / carico utile pesante 160 / charge utile lourde 160 / carga útil pesada 160

5) payload 200 / carico utile 200 / charge utile 200 / carga útil 200



PEUGEOT BOXER (06-)

	2.2 HDi 100	74		04.06		13.0460-4812.2	604812		24465 19,2 /Zub/S	BRE
	2.2 HDi 110	81		03.11						
	2.2 HDi 120	88		04.06						
	2.2 HDi 130	96		03.11						
	2.2 HDi 150	110		03.11						
	3.0 HDi 145	107		04.10						
	3.0 HDi 160	116		04.06						
	3.0 HDi 175	130		03.11						
	2.2 HDi 100	74		04.06	Nutzlast 120/140+ leicht 16Q ¹⁾	24.0116-0124.1	416124		280 16,0 14,2 +B	
	2.2 HDi 110	81		03.11	Nutzlast 120/140+ leicht 16Q ¹⁾					
	2.2 HDi 120	88		04.06	Nutzlast 120/140+ leicht 16Q ¹⁾					
	2.2 HDi 130	96		03.11	Nutzlast 120/140+ leicht 16Q ¹⁾					
	2.2 HDi 150	110		03.11	Nutzlast 120/140+ leicht 16Q ¹⁾					
	3.0 HDi 145	107		04.10	Nutzlast 120/140+ leicht 16Q ¹⁾					
	3.0 HDi 160	116		04.06	Nutzlast 120/140+ leicht 16Q ¹⁾					
	3.0 HDi 175	130		03.11	Nutzlast 120/140+ leicht 16Q ¹⁾					
	2.2 HDi 100	74		04.06	Nutzlast schwer 16Q ²⁾	24.0116-0125.1	416125		280 16,0 14,2 +B	
	2.2 HDi 110	81		03.11	Nutzlast schwer 16Q ²⁾					
	2.2 HDi 120	88		04.06	Nutzlast schwer 16Q ²⁾					
	2.2 HDi 130	96		03.11	Nutzlast schwer 16Q ²⁾					
	2.2 HDi 150	110		03.11	Nutzlast schwer 16Q ²⁾					
	3.0 HDi 145	107		04.10	Nutzlast schwer 16Q ²⁾					
	3.0 HDi 160	116		04.06	Nutzlast schwer 16Q ²⁾					
	3.0 HDi 175	130		03.11	Nutzlast schwer 16Q ²⁾					
	2.2 HDi 100	74		04.06	Nutzlast 20Q ³⁾	24.0116-0123.1	416123		300 16,0 14,2 +B	
	2.2 HDi 110	81		03.11	Nutzlast 20Q ³⁾					
	2.2 HDi 120	88		04.06	Nutzlast 20Q ³⁾					
	2.2 HDi 130	96		03.11	Nutzlast 20Q ³⁾					
	2.2 HDi 150	110		03.11	Nutzlast 20Q ³⁾					
	3.0 HDi 145	107		04.10	Nutzlast 20Q ³⁾					
	3.0 HDi 160	116		04.06	Nutzlast 20Q ³⁾					
	3.0 HDi 175	130		03.11	Nutzlast 20Q ³⁾					
	2.2 HDi 100	74		04.06		03.0137-4004.2	654004		172 x 42 /Zub	
	2.2 HDi 110	81		03.11						
	2.2 HDi 120	88		04.06						
	2.2 HDi 130	96		03.11						
	2.2 HDi 150	110		03.11						
	3.0 HDi 145	107		04.10						
	3.0 HDi 160	116		04.06						
	3.0 HDi 175	130		03.11						

PEUGEOT EXPERT Kombi (95-06)

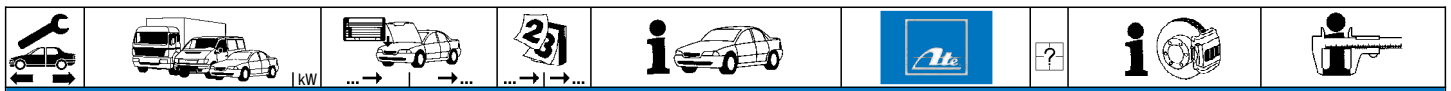
	1.6	58	ORGA 09792	10.95		13.0460-2978.2	602978		21801 19,0 +/WK/S	LUC
	1.8	74	ORGA 09792	10.96						
	1.9 D	51	ORGA 09155	10.95						
	1.9 TD	66	ORGA 09792	10.95						
	1.9 TD	68	ORGA 09792	04.96						
	2.0 16V	100	ORGA 09792	07.00						
	2.0 HDi	69	ORGA 09792	07.00						
	2.0 HDi	80	ORGA 09792	07.00						
	1.6	58	ORGA 09155	01.96		13.0460-3957.2	603957		23042 19,0 /WK/Zub	BDX
	1.9 D	51	ORGA 09156	12.06						
	1.6	58	ORGA 09793	12.06		13.0460-2863.2	602863		20261 19,0 +/WK/S	LUC
	1.8	74	ORGA 09793	12.06						
	1.9 TD	66	ORGA 09793	12.06						
	1.9 TD	68	ORGA 09793	12.06						
	2.0 16V	100	ORGA 09793	12.06						
	2.0 HDi	69	ORGA 09793	12.06						
	2.0 HDi	80	ORGA 09793	12.06						
	1.6	58	ORGA 09155	10.95		24.0120-0155.1	420155		258 20,0 18,2 V L +B	
	1.8	74	ORGA 09155	10.96						
	1.9 D	51	ORGA 09155	10.95						
	1.9 TD	66	ORGA 09155	10.95						
	1.9 TD	68	ORGA 09155	04.96						
	2.0 16V	100	ORGA 09155	07.00						
	2.0 HDi	69	ORGA 09155	07.00						
	2.0 HDi	80	ORGA 09155	07.00						
	1.6	58	ORGA 09792	10.95		24.0126-0104.1	426104		281 26,0 24,2 V +B	
	1.8	74	ORGA 09792	10.96						
	1.9 D	51	ORGA 09792	10.95						
	1.9 TD	66	ORGA 09792	10.95						
	1.9 TD	68	ORGA 09792	04.96						
	2.0 16V	100	ORGA 09792	07.00						
	2.0 HDi	69	ORGA 09792	07.00						
	2.0 HDi	80	ORGA 09792	07.00						
	1.6	58	ORGA 09793	12.06		24.0128-0136.1	428136		285 28,0 26,0 V +B	
	1.8	74	ORGA 09793	12.06		24.0328-0136.1	528136		285 28,0 26,0 V +B PD	
	1.9 D	51	ORGA 09793	12.06						
	1.9 TD	66	ORGA 09793	12.06						
	1.9 TD	68	ORGA 09793	12.06						
	2.0 16V	100	ORGA 09793	12.06						
	2.0 HDi	69	ORGA 09793	12.06						
	2.0 HDi	80	ORGA 09793	12.06						

¹⁾ payload 120/140+ light 16Q / carico utile 120/140+ leggero 16Q / charge utile 120/140+ légère 16Q / carga útil 120/140+ ligera 16Q

²⁾ heavy payload 16Q / carico utile pesante 16Q / charge utile lourde 16Q / carga útil pesada 16Q

³⁾ payload 20Q / carico utile 20Q / charge utile 20Q / carga útil 20Q
















PEUGEOT EXPERT Kombi (95-06)

	1.6	58		10.95	12.06	03.0137-0314.2	650314		255 x 61 Bremsbacken-Zubehör
	1.8	74		10.96	12.06				
	1.9 D	51		10.95	12.06				
	1.9 TD	66		10.95	12.06				
	1.9 TD	68		04.96	12.06				
	2.0 16V	100		07.00	12.06				
	2.0 HDi	69		07.00	12.06				
	2.0 HDi	80		07.00	12.06				
	1.6	58		10.95	12.06	24.0225-5003.1	480066		255/256 x 67
	1.8	74		10.96	12.06				
	1.9 D	51		10.95	12.06				
	1.9 TD	66		10.95	12.06				
	1.9 TD	68		04.96	12.06				
	2.0 16V	100		07.00	12.06				
	2.0 HDi	69		07.00	12.06				
	2.0 HDi	80		07.00	12.06				
	1.6	58		10.95	12.06	03.0520-2619.3	692619		19,05/255x61 TopKit BDX
	1.8	74		10.96	12.06				
	1.9 D	51		10.95	12.06				
	1.9 TD	66		10.95	12.06				
	1.9 TD	68		04.96	12.06				
	2.0 16V	100		07.00	12.06				
	2.0 HDi	69		07.00	12.06				
	2.0 HDi	80		07.00	12.06				

PEUGEOT EXPERT Kasten (95-06)

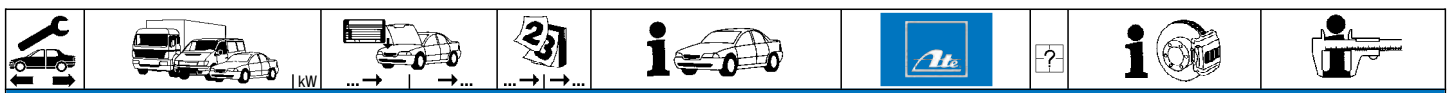
	1.6	58	ORGA 09155	10.95	+ 0,8 t	13.0460-3957.2	603957		23042 19,0 /WK/Zub BDX				
	1.8	74	ORGA 09155	10.96	+ 0,8 t								
	1.9 D	51	ORGA 09155	10.95	+ 0,8 t								
	1.9 TD	66	ORGA 09155	10.95	+ 0,8 t								
	1.9 TD	68	ORGA 09155	04.96	+ 0,8 t								
	2.0 16V	100	ORGA 09155	07.00	+ 0,8 t								
	2.0 HDi	69	ORGA 09155	07.00	+ 0,8 t								
	2.0 HDi	80	ORGA 09155	07.00	+ 0,8 t								
	1.6	58	ORGA 09792	10.95	+ 0,8 t					13.0460-2978.2	602978		21801 19,0 +/WK/S LUC
	1.6	58	ORGA 09792	10.95	+ 0,9 t								
1.8	74	ORGA 09156 ORGA 09792	10.96	+ 0,8 t									
1.8	74	ORGA 09156 ORGA 09792	10.96	+ 0,9 t									
1.9 D	51	ORGA 09156 ORGA 09792	10.95	+ 0,8 t									
1.9 D	51	ORGA 09156 ORGA 09792	10.95	+ 0,9 t									
1.9 TD	66	ORGA 09156 ORGA 09792	10.95	+ 0,8 t									
1.9 TD	66	ORGA 09156 ORGA 09792	10.95	+ 0,9 t									
1.9 TD	68	ORGA 09156 ORGA 09792	04.96	+ 0,8 t									
1.9 TD	68	ORGA 09156 ORGA 09792	04.96	+ 0,9 t									
2.0 16V	100	ORGA 09156 ORGA 09792	07.00	+ 0,8 t									
2.0 16V	100	ORGA 09156 ORGA 09792	07.00	+ 0,9 t									
2.0 HDi	69	ORGA 09156 ORGA 09792	07.00	+ 0,8 t									
2.0 HDi	69	ORGA 09156 ORGA 09792	07.00	+ 0,9 t									
2.0 HDi	80	ORGA 09156 ORGA 09792	07.00	+ 0,8 t									
2.0 HDi	80	ORGA 09156 ORGA 09792	07.00	+ 0,9 t									
	1.6	58	ORGA 09793	12.06	+ 0,8/0,9 t	13.0460-2863.2	602863		20261 19,0 +/WK/S LUC				
	1.8	74	ORGA 09793	12.06	+ 0,8/0,9 t								
	1.9 D	51	ORGA 09793	12.06	+ 0,8/0,9 t								
	1.9 TD	66	ORGA 09793	12.06	+ 0,8/0,9 t								
	1.9 TD	68	ORGA 09793	12.06	+ 0,8/0,9 t								
	2.0 16V	100	ORGA 09793	12.06	+ 0,8/0,9 t								
	2.0 HDi	69	ORGA 09793	12.06	+ 0,8/0,9 t								
	2.0 HDi	80	ORGA 09793	12.06	+ 0,8/0,9 t								
	2.0 HDi	80	ORGA 09793	12.06	+ 0,8/0,9 t								
		1.6	58	ORGA 09155	10.95					+ 0,8 t	24.0120-0155.1	420155	
1.8		74	ORGA 09155	10.96	+ 0,8 t								
1.9 D		51	ORGA 09155	10.95	+ 0,8 t								
1.9 TD		66	ORGA 09155	10.95	+ 0,8 t								
1.9 TD		68	ORGA 09155	04.96	+ 0,8 t								
2.0 16V		100	ORGA 09155	07.00	+ 0,8 t								
2.0 HDi		69	ORGA 09155	07.00	+ 0,8 t								
2.0 HDi		80	ORGA 09155	07.00	+ 0,8 t								
1.6		58	ORGA 09156 ORGA 09792	10.95	+ 0,8 t	24.0126-0104.1	426104		281 26,0 24,2 V +B				
1.6		58	ORGA 09156 ORGA 09792	10.95	+ 0,9 t								
1.8	74	ORGA 09156 ORGA 09792	10.96	+ 0,8 t									
1.8	74	ORGA 09156 ORGA 09792	10.96	+ 0,9 t									
1.9 D	51	ORGA 09156 ORGA 09792	10.95	+ 0,8 t									
1.9 D	51	ORGA 09156 ORGA 09792	10.95	+ 0,9 t									
1.9 TD	66	ORGA 09156 ORGA 09792	10.95	+ 0,8 t									
1.9 TD	66	ORGA 09156 ORGA 09792	10.95	+ 0,9 t									
1.9 TD	68	ORGA 09156 ORGA 09792	04.96	+ 0,8 t									
1.9 TD	68	ORGA 09156 ORGA 09792	04.96	+ 0,9 t									
2.0 16V	100	ORGA 09156 ORGA 09792	07.00	+ 0,8 t									
2.0 16V	100	ORGA 09156 ORGA 09792	07.00	+ 0,9 t									
2.0 HDi	69	ORGA 09156 ORGA 09792	07.00	+ 0,8 t									
2.0 HDi	69	ORGA 09156 ORGA 09792	07.00	+ 0,9 t									
2.0 HDi	80	ORGA 09156 ORGA 09792	07.00	+ 0,8 t									
2.0 HDi	80	ORGA 09156 ORGA 09792	07.00	+ 0,9 t									
	1.6	58	ORGA 09793	12.06	+ 0,8 t	24.0128-0136.1	428136		285 28,0 26,0 V +B				
	1.6	58	ORGA 09793	12.06	+ 0,9 t								
	1.8	74	ORGA 09793	12.06	+ 0,8 t								
	1.8	74	ORGA 09793	12.06	+ 0,9 t								



PEUGEOT EXPERT Kasten (95-06)											
	1.9 D	51	ORGA 09793		12.06	+ 0,8 t		24.0128-0136.1	428136		285 28,0 26,0 V +B
	1.9 D	51	ORGA 09793		12.06	+ 0,9 t		24.0328-0136.1	528136		285 28,0 26,0 V +B PD
	1.9 TD	66	ORGA 09793		12.06	+ 0,8 t					
	1.9 TD	66	ORGA 09793		12.06	+ 0,9 t					
	1.9 TD	68	ORGA 09793		12.06	+ 0,8 t					
	1.9 TD	68	ORGA 09793		12.06	+ 0,9 t					
	2.0 16V	100	ORGA 09793		12.06	+ 0,8 t					
	2.0 16V	100	ORGA 09793		12.06	+ 0,9 t					
	2.0 HDi	69	ORGA 09793		12.06	+ 0,8 t					
	2.0 HDi	69	ORGA 09793		12.06	+ 0,9 t					
	2.0 HDi	80	ORGA 09793		12.06	+ 0,8 t					
	2.0 HDi	80	ORGA 09793		12.06	+ 0,9 t					
	1.6	58			10.95	12.06		03.0137-0314.2	650314		255 x 61
	1.8	74			10.96	12.06		03.0137-9208.2	669208		Bremsbacken-Zubehör
	1.9 D	51			10.95	12.06					
	1.9 TD	66			10.95	12.06					
	1.9 TD	68			04.96	12.06					
	2.0 16V	100			07.00	12.06					
	2.0 HDi	69			07.00	12.06					
	2.0 HDi	80			07.00	12.06					
	1.6	58			10.95	12.06		24.0225-5003.1	480066		255/256 x 67
	1.8	74			10.96	12.06					
	1.9 D	51			10.95	12.06					
	1.9 TD	66			10.95	12.06					
	1.9 TD	68			04.96	12.06					
	2.0 16V	100			07.00	12.06					
	2.0 HDi	69			07.00	12.06					
	2.0 HDi	80			07.00	12.06					
	1.6	58			10.95	12.06		03.0520-2619.3	692619		19,05/255x61 TopKit BDX
	1.8	74			10.96	12.06					
	1.9 D	51			10.95	12.06					
	1.9 TD	66			10.95	12.06					
	1.9 TD	68			04.96	12.06					
	2.0 16V	100			07.00	12.06					
	2.0 HDi	69			07.00	12.06					
	2.0 HDi	80			07.00	12.06					
PEUGEOT EXPERT Pritsche/Fahrgestell (95-06)											
	1.6	58	ORGA 09792	10.95				13.0460-2978.2	602978		21801 19,0 +/WK/S LUC
	1.9 D	51	ORGA 09792	10.95							
	1.9 TD	66	ORGA 09792	10.95							
	1.9 TD	68	ORGA 09792	04.96							
	1.6	58	ORGA 09793		12.06			13.0460-2863.2	602863		20261 19,0 +/WK/S LUC
	1.9 D	51	ORGA 09793		12.06						
	1.9 TD	66	ORGA 09793		12.06						
	1.9 TD	68	ORGA 09793		12.06						
	1.6	58	ORGA 09792	10.95				24.0126-0104.1	426104		281 26,0 24,2 V +B
	1.9 D	51	ORGA 09792	10.95							
	1.9 TD	66	ORGA 09792	10.95							
	1.9 TD	68	ORGA 09792	04.96							
	1.6	58	ORGA 09793		12.06			24.0128-0136.1	428136		285 28,0 26,0 V +B
	1.9 D	51	ORGA 09793		12.06			24.0328-0136.1	528136		285 28,0 26,0 V +B PD
	1.9 TD	66	ORGA 09793		12.06						
	1.9 TD	68	ORGA 09793		12.06						
	1.6	58			10.95	12.06		03.0137-0314.2	650314		255 x 61
	1.9 D	51			10.95	12.06		03.0137-9208.2	669208		Bremsbacken-Zubehör
	1.9 TD	66			10.95	12.06					
	1.9 TD	68			04.96	12.06					
	1.6	58			10.95	12.06		24.0225-5003.1	480066		255/256 x 67
	1.9 D	51			10.95	12.06					
	1.9 TD	66			10.95	12.06					
	1.9 TD	68			04.96	12.06					
	1.6	58			10.95	12.06		03.0520-2619.3	692619		19,05/255x61 TopKit BDX
	1.9 D	51			10.95	12.06					
	1.9 TD	66			10.95	12.06					
	1.9 TD	68			04.96	12.06					
PEUGEOT EXPERT / Expert Tepee (07-)											
	1.6 HDi 90	66		01.07				13.0460-2738.2	602738		24595 18,5 +/WK/Zub/S LUC
	2.0 HDi 100	72		03.11							
	2.0 HDi 120	88		01.07							
	2.0 HDi 120 4x4	88		01.07							
	2.0 HDi 130	94		03.11							
	2.0 HDi 130 4x4	94		03.11							
	2.0 HDi 140	100		01.07							
	2.0 HDi 165	120		09.09							
	2.0 i 16V	103		01.07							
	1.6 HDi 90	66		01.07		+ HA-Trommelbremse 1)		24.0128-0214.1	428214		280 28,0 26,0 V +S +B
	1.6 HDi 90	66		01.07		+ HA-Scheibenbremse 2)		24.0128-0216.1	428216		304 28,0 26,0 V +S +B
	2.0 HDi 100	72		03.11							
	2.0 HDi 120	88		01.07							
	2.0 HDi 120 4x4	88		01.07							
	2.0 HDi 130	94		03.11							
	2.0 HDi 130 4x4	94		03.11							
	2.0 HDi 140	100		01.07							
	2.0 HDi 165	120		09.09							

1) + RA drum brake / + P freno a tamburo / + frein à tambour essieu AR / + ET-tambores de freno

2) + RA disc brake / + P disco freno / + frein à disque essieu AR / + ET-disco de freno





















PEUGEOT EXPERT / Expert Tepee (07-)

	2.0 i 16V	103		01.07		24.0128-0216.1	428216		304 28,0 26,0 V +S +B
	1.6 HDi 90	66		01.07		13.0460-2739.2	602739		24578 16,5 /Zub/S LUC
	2.0 HDi 100	72		03.11					
	2.0 HDi 120	88		01.07					
	2.0 HDi 120 4x4	88		01.07					
	2.0 HDi 130	94		03.11					
	2.0 HDi 130 4x4	94		03.11					
	2.0 HDi 140	100		01.07					
	2.0 HDi 165	120		09.09					
	2.0 i 16V	103		01.07					
	1.6 HDi 90	66		01.07		24.0114-0116.1	414116		290 14,0 12,0 +S +B
	2.0 HDi 100	72		03.11					
	2.0 HDi 120	88		01.07					
	2.0 HDi 120 4x4	88		01.07					
	2.0 HDi 130	94		03.11					
	2.0 HDi 130 4x4	94		03.11					
	2.0 HDi 140	100		01.07					
	2.0 HDi 165	120		09.09					
	2.0 i 16V	103		01.07					
	1.6 HDi 90	66		01.07		03.0137-0334.2	650334		254 x 57 HEB LUC
						03.0137-9219.2	669219		Bremsbacken-Zubehör LUC
	1.6 HDi 90	66		01.07		24.0225-4021.1	480311		254/256,2 x 68
	1.6 HDi 90	66		01.07		03.0520-7122.3	697122		22,20/254x57 TopKit LUC

PEUGEOT PARTNER Kombi (96-08)

	1.1 i	44		07.96	09.02	13.0460-2829.2	602829		23124 19,0 +/WK/S LUC
	1.4	54		11.02	03.08				
	1.4 i	55		07.96	09.02				
	1.6 16V	80		07.01					
	1.8 i	66	ORGA 09127	05.97					
	1.9 D	50	ORGA 09127	07.96					
	1.9 D	51	ORGA 09127	12.98					
	2.0 HDi 90	66	ORGA 09127	02.00					
	Electric	28		01.98	12.01				
	1.1 i	44		10.02	03.08	13.0460-3994.2	603994		23599 19,0 /Zub/S BOS
	1.4	54		11.02	03.08	13.0470-3994.2	LD3994		23599 19,0 /Zub/S BOS
	1.4 i	55		10.02	03.08				
	1.6 16V	80	ORGA 09128	03.08	- ESP				
	1.6 HDi 75	55		02.06	03.08	- ESP			
	1.6 HDi 90	66		02.06	03.08	- ESP			
	1.8 i	66	ORGA 09128	03.08					
	1.9 D	50	ORGA 09128	03.08					
	1.9 D	51	ORGA 09128	03.08					
	1.9 D 4X4	51		04.04	03.08				
	2.0 HDi 90	66	ORGA 09128	03.08	- ESP				
	1.6 16V	80	ORGA 09128	03.08	+ ESP	13.0460-3811.2	603811		23708 19,2 /S BOS
	1.6 HDi 75	55		02.06	03.08	+ ESP			
	1.6 HDi 90	66		02.06	03.08	+ ESP			
	2.0 HDi 90	66	ORGA 09128	03.08	+ ESP				
	1.1 i	44		07.96	09.02	24.0113-0184.1	413184		266 13,0 11,0 +S +B
	1.4 i	55		07.96	09.02				
	1.4 i	55	ORGA 09127	10.02		24.0120-0133.1	420133		266 20,5 18,5 V +S +B
	1.6 16V	80	ORGA 09127	07.01		24.0320-0133.1	520133		266 20,5 18,5 V +S +B PD
	1.8 i	66	ORGA 09127	05.97					
	1.9 D	50	ORGA 09127	07.96					
	1.9 D	51	ORGA 09127	12.98					
	2.0 HDi 90	66	ORGA 09127	02.00					
	Electric	28		01.98	12.01				
	1.1 i	44		10.02	03.08	24.0122-0194.1	422194		266 22,0 20,0 V +S +B
	1.4	54		11.02	03.08				
	1.4 i	55	ORGA 09128	03.08					
	1.6 16V	80	ORGA 09128	03.08	- ESP				
	1.6 HDi 75	55		02.06	03.08	- ESP			
	1.6 HDi 90	66		02.06	03.08	- ESP			
	1.8 i	66	ORGA 09128	03.08					
	1.9 D	50	ORGA 09128	03.08					
	1.9 D	51	ORGA 09128	03.08					
	1.9 D 4X4	51		04.04	03.08				
	2.0 HDi 90	66	ORGA 09128	03.08	- ESP				
	1.6 16V	80	ORGA 09128	03.08	+ ESP	24.0126-0120.1	426120		283 26,0 24,0 V +S +B
	1.6 HDi 75	55		02.06	03.08	+ ESP	24.0326-0120.1	526120	283 26,0 24,0 V +S +B PD
	1.6 HDi 90	66		02.06	03.08	+ ESP			
	2.0 HDi 90	66	ORGA 09128	03.08	+ ESP				
	1.6 16V	80		07.01	03.08	+ ESP	13.0460-2823.2	602823	23554 17,2 /S LUC
	1.6 HDi 75	55		02.06	03.08	+ ESP	13.0470-2823.2	LD2823	23554 17,2 /S LUC
	1.6 HDi 90	66		02.06	03.08	+ ESP			
	2.0 HDi 90	66		02.00	03.08	+ ESP			

										
PEUGEOT PARTNER Kombi (96-08)										
	1.6 16V 1.6 HDi 75 1.6 HDi 90 2.0 HDi 90	80 55 66 66		07.01 02.06 02.06 02.00	03.08 03.08 03.08 03.08	+ ESP + ESP + ESP + ESP	24.0109-0137.1	409137	247 9,0 8,0 +S +B	
	1.1 i 1.4 i 1.6 16V 1.6 HDi 75 1.6 HDi 90 1.8 i 1.9 D 1.9 D 2.0 HDi 90 Electric	44 55 80 55 66 66 50 51 66 28		07.96 07.96 07.01 02.06 02.06 05.97 07.96 12.98 02.00 01.91	03.08 03.08 03.08 03.08 03.08 03.08 03.08 03.08 03.08 12.01	- ESP - ESP - ESP - ESP - ESP	03.0137-0341.2 03.0137-9220.2	650341 669220	229 x 42 HEB Bremsbacken-Zubehör	LUC LUC
	1.1 i 1.4 i 1.6 16V 1.6 HDi 75 1.6 HDi 90 1.8 i 1.9 D 1.9 D 2.0 HDi 90 Electric	44 55 80 55 66 66 50 51 66 28		07.96 07.96 07.01 02.06 02.06 05.97 07.96 12.98 02.00 01.98	03.08 03.08 03.08 03.08 03.08 03.08 03.08 03.08 03.08 12.01	- ESP - ESP - ESP - ESP	24.0222-8017.1	480071	229/230 x 50,5	
	1.1 i 1.4 i 1.8 i 1.9 D 1.9 D Electric	44 55 66 50 51 28	ORGA 08000 ORGA 08000 ORGA 08000 ORGA 08000 ORGA 08000 ORGA 08000	07.96 07.96 05.97 07.96 12.98 01.98			03.0520-6322.3	696322	22,20/229x42 TopKit	LUC
	1.1 i 1.4 i 1.6 16V 1.6 HDi 75 1.6 HDi 90 1.8 i 1.9 D 1.9 D 2.0 HDi 90 Electric	44 55 80 55 66 66 50 51 66 28	ORGA 08001 ORGA 08001 ORGA 08001 ORGA 08001 ORGA 08001 ORGA 08001	07.96 07.96 07.01 02.06 02.06 03.08 03.08 03.08 02.00 12.01	03.08 03.08 - ESP - ESP - ESP 03.08 03.08 03.08 - ESP 12.01		03.0520-6322.3	696322	22,20/229x42 TopKit	LUC
PEUGEOT PARTNER Kasten (96-08)										
	1.1 i 1.4 i 1.8 D 1.8 D 1.9 D 2.0 HDi 90	44 55 43 44 51 66	ORGA 09127 ORGA 09127 ORGA 09127 ORGA 09127	07.96 07.96 11.96 07.96 04.00	09.02 09.02		13.0460-2829.2	602829	23124 19,0 +/WK/S	LUC
	1.1 i 1.4 i 1.6 1.6 HDi 75 1.6 HDi 90 1.8 D 1.8 D 1.9 D 2.0 HDi 90 Electric	44 55 80 55 66 43 44 51 66 25	ORGA 09128 ORGA 09128 ORGA 09128 ORGA 09128 ORGA 09128 ORGA 09128	10.02 10.02 09.00 02.06 02.06 03.08 02.98 03.08 03.08 01.98	03.08 03.08 03.08 03.08 03.08 03.08 03.08 03.08 03.08 03.08	- ESP	13.0460-3994.2 13.0470-3994.2	603994 LD3994	23599 19,0 /Zub/S 23599 19,0 /Zub/S	BOS BOS
	2.0 HDi 90	66	ORGA 09128	03.08	+ ESP		13.0460-3811.2	603811	23708 19,2 /S	BOS
	1.1 i 1.4 i 1.8 D 1.8 D 1.9 D 2.0 HDi 90	44 55 43 44 51 66	ORGA 09127 ORGA 09127 ORGA 09127 ORGA 09127	07.96 07.96 11.96 07.96 04.00	09.02 09.02		24.0113-0184.1	413184	266 13,0 11,0 +S +B	
	1.1 i 1.4 i 1.6 1.6 HDi 75 1.6 HDi 90 1.8 D 1.8 D 1.9 D 2.0 HDi 90 Electric	44 55 80 55 66 43 44 51 66 25	ORGA 09128 ORGA 09128 ORGA 09128 ORGA 09128 ORGA 09128 ORGA 09128	10.02 10.02 09.00 02.06 02.06 03.08 02.98 03.08 03.08 01.98	03.08 03.08 03.08 03.08 03.08 03.08 03.08 03.08 03.08 03.08	- ESP	24.0122-0194.1	422194	266 22,0 20,0 V +S +B	
	2.0 HDi 90	66	ORGA 09128	03.08	+ ESP		24.0126-0120.1 24.0326-0120.1	426120 526120	283 26,0 24,0 V +S +B 283 26,0 24,0 V +S +B PD	
	2.0 HDi 90	66		04.00	03.08	+ ESP	13.0460-2823.2 13.0470-2823.2	602823 LD2823	23554 17,2 /S 23554 17,2 /S	LUC LUC
	2.0 HDi 90	66		04.00	03.08	+ ESP	24.0109-0137.1	409137	247 9,0 8,0 +S +B	
	1.1 i 1.4 i	44 55		07.96 07.96	03.08 03.08		03.0137-0341.2 03.0137-9220.2	650341 669220	229 x 42 HEB Bremsbacken-Zubehör	LUC LUC








































PEUGEOT PARTNER Kasten (96-08)

	1.6 HDi 75	55		02.06	03.08	03.0137-0341.2 03.0137-9220.2	650341 669220		229 x 42 HEB Bremsbacken-Zubehör	LUC LUC
	1.6 HDi 90	66		02.06	03.08					
	1.8 D	43		07.96	03.08					
	1.8 D	44		11.96	02.98					
	1.9 D	51		07.96	03.08					
	2.0 HDi 90	66		04.00	03.08 - ESP					
	1.1 i	44		07.96	03.08	24.0222-8017.1	480071		229/230 x 50,5	
	1.4 i	55		07.96	03.08					
	1.6 HDi 75	55		02.06	03.08					
	1.6 HDi 90	66		02.06	03.08					
	1.8 D	43		07.96	03.08					
	1.8 D	44		11.96	02.98					
	1.9 D	51		07.96	03.08					
	2.0 HDi 90	66		04.00	03.08 - ESP					
	Electric	25		01.98	03.08					
		1.1 i	44	ORGA 08000	07.96					
1.4 i		55	ORGA 08000	07.96						
1.8 D		43	ORGA 08000	07.96						
1.8 D		44	ORGA 08000	11.96						
1.9 D		51	ORGA 08000	07.96						
Electric		25	ORGA 08000	01.98						
	1.1 i	44	ORGA 08001		03.08	03.0520-6322.3	696322		22,20/229x42 TopKit	LUC
	1.4 i	55	ORGA 08001		03.08					
	1.6 HDi 75	55		02.06	03.08					
	1.6 HDi 90	66		02.06	03.08					
	1.8 D	43	ORGA 08001		03.08					
	1.8 D	44	ORGA 08001		02.98					
	1.9 D	51	ORGA 08001		03.08					
	2.0 HDi 90	66		04.00	03.08 - ESP					
	Electric	25	ORGA 08001		03.08					

PEUGEOT PARTNER Tepee/Kasten/Pritsche (B9) (08-)

	1.6	72		08.10		13.0460-7229.2 13.0470-7229.2	607229 LD7229		24538 18,5 + 24538 18,5 +	ATE ATE						
	1.6	88		04.10												
	1.6 BlueHdi 100	73		12.14												
	1.6 BlueHdi 120	88		12.14												
	1.6 BlueHdi 75	55		01.15												
	1.6 HDi	55		04.08												
	1.6 HDi	66		04.08												
	1.6 HDi	80		04.08												
	1.6 HDi	82		08.10												
	1.6 HDi 115	84		03.13												
	1.6 HDi 4x4	66		04.12												
	1.6 i 16V	66		04.08												
	1.6 i 16V	80		04.08												
	Electric	49		06.13												
		1.6	72		08.10							24.0126-0120.1 24.0326-0120.2	426120 526120		283 26,0 24,0 V +S +B 283 26,0 24,0 V +S +B PD	
		1.6	88		04.10											
1.6 BlueHdi 100		73		12.14												
1.6 BlueHdi 120		88		12.14												
1.6 BlueHdi 75		55		01.15												
1.6 HDi		55		04.08												
1.6 HDi		66		04.08												
1.6 HDi		80		04.08												
1.6 HDi		82		08.10												
1.6 HDi 115		84		03.13												
1.6 HDi 4x4		66		04.12												
1.6 i 16V		66		04.08												
1.6 i 16V		80		04.08												
Electric		49		06.13												
		1.6	72		08.10		13.0460-2745.2	602745		24765 16,5 /Zub/S	LUC					
		1.6	88		04.10											
	1.6 BlueHdi 100	73		12.14												
	1.6 BlueHdi 120	88		12.14												
	1.6 BlueHdi 75	55		01.15												
	1.6 HDi	55		04.08												
	1.6 HDi	66		04.08												
	1.6 HDi	80		04.08												
	1.6 HDi	82		08.10												
	1.6 HDi 115	84		03.13												
	1.6 HDi 4x4	66		04.12												
	1.6 i 16V	66		04.08												
	1.6 i 16V	80		04.08												
	Electric	49		06.13												
		1.6	72		08.10							24.0112-0194.2	412194		268 12,0 10,0 +B	
		1.6	88		04.10											
1.6 BlueHdi 100		73		12.14												
1.6 BlueHdi 120		88		12.14												
1.6 BlueHdi 75		55		01.15												
1.6 HDi		55		04.08												
1.6 HDi		66		04.08												
1.6 HDi		80		04.08												
1.6 HDi		82		08.10												
1.6 HDi 115		84		03.13												
1.6 HDi 4x4		66		04.12												
1.6 i 16V		66		04.08												
1.6 i 16V		80		04.08												







































								
PEUGEOT PARTNER Tepee/Kasten/Pritsche (B9) (08-)								
	Electrique	49	06.13		24.0112-0194.2	412194		268 12,0 10,0 +B
PEUGEOT RCZ (10-)								
	1.6 16V 2.0 HDi	115 120	03.10 03.10	+ 18" Rad ¹⁾	13.0460-7202.2 13.0470-7202.2	607202 LD7202		23589 19,1 + 23589 19,1 + ATE
	1.6 16V 2.0 HDi	147 120	06.10 03.10	+ 19" Rad ²⁾	13.0460-7279.2	607279		25069 17,3 +/WK ATE
	1.6 16V 2.0 HDi	115 120	03.10 03.10	+ 18" Rad ¹⁾	24.0126-0176.1	426176		302 26,0 24,0 V L +S +B
	1.6 16V 1.6 16V 2.0 HDi R	115 147 120 199	03.10 06.10 03.10 10.13		24.0711-5325.3	360350	2 	Radsensor L=680
	1.6 16V 1.6 16V 2.0 HDi R	115 147 120 199	03.10 03.10 03.10 10.13		13.0460-2761.2	602761		24922 17,5 /Zub/S LUC
	1.6 16V 1.6 16V 2.0 HDi R	115 147 120 199	03.10 06.10 03.10 10.13		24.0112-0162.1	412162		290 12,0 10,0 +S +B
PEUGEOT iON (10-)								
	Electric Electric	47 49	11.10 10.14		13.0460-5621.2	605621		24423 14,6 /Zub
PONTIAC TRANS SPORT (97-05)								
	3.4		03.97	12.05	13.0460-8002.2	608002		23358 18,0 +/WK
	3.4		03.97	12.05	24.0132-0110.1	432110		278 32,2 30,7 V
	3.4		03.97	12.05	24.0111-0133.1	411133		278 11,0 9,0 +B
PORSCHE 911 (993) (93-97)								
	3.6 CARRERA 3.6 CARRERA 4 3.8 CARRERA 3.8 CARRERA 4	210 210	10.93 07.94 06.95 06.95	09.97 09.97	24.8190-0917.2	620917	2	Warnkontakt L=518mm
	3.6 TURBO 4 3.6 TURBO GT2 3.6 TURBO GT2 4 3.8 CARRERA RS 3.8 CARRERA RS 4	300 316 221 221	03.95 03.95 08.95 06.95 08.95	09.97 09.97 09.97 09.97 09.97	13.0460-4056.2 24.8190-0926.2	604056 620926	2	21402 17,5 /WE Warnkontakt L=475mm BRE
	3.6 CARRERA 3.6 CARRERA 4 3.8 CARRERA 3.8 CARRERA 4	210 210	10.93 07.94 06.95 06.95	09.97 09.97	24.0132-0142.1 24.0132-0143.1	432142 432143	 	304 32,0 30,0 V L +B 304 32,0 30,0 V L +B
	3.6 TURBO 4 3.6 TURBO GT2 3.6 TURBO GT2 4	300 316	03.95 03.95 08.95	09.97 09.97	24.0132-0163.2 24.0132-0164.2	432163 432164	 zweiteilige Bremsscheibe/ mit ABE ³⁾  zweiteilige Bremsscheibe/ mit ABE ³⁾	322 32,0 30,0 V L +B 322 32,0 30,0 V L +B
	3.6 CARRERA 3.6 CARRERA 4 3.8 CARRERA 3.8 CARRERA 4	210 210	10.93 07.94 06.95 06.95	09.97 09.97	24.8190-0920.2	620920	2	Warnkontakt L=698mm
	3.6 TURBO 4 3.6 TURBO GT2 3.6 TURBO GT2 4 3.8 CARRERA RS 3.8 CARRERA RS 4	300 316 221 221	03.95 03.95 08.95 06.95 08.95	09.97 09.97	24.8190-0920.2	620920	2	Warnkontakt L=698mm
	3.6 CARRERA 3.6 CARRERA 4 3.8 CARRERA 3.8 CARRERA 4	210 210	10.93 07.94 06.95 06.95	09.97 09.97	24.0124-0183.1	424183		299 24,0 22,0 V L +B
PORSCHE 911 TARGA (993) (95-97)								
	3.6 CARRERA	210	08.95	09.97	24.8190-0917.2	620917	2	Warnkontakt L=518mm
	3.6 CARRERA	210	08.95	09.97	24.0132-0142.1 24.0132-0143.1	432142 432143	 	304 32,0 30,0 V L +B 304 32,0 30,0 V L +B
	3.6 CARRERA	210	08.95	09.97	24.8190-0920.2	620920	2	Warnkontakt L=698mm

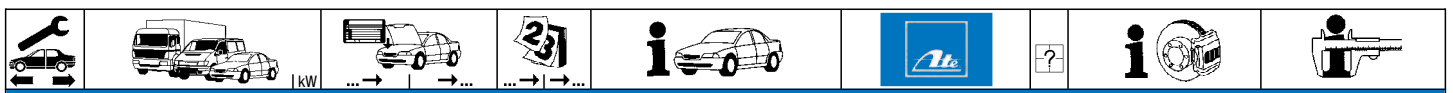
¹⁾ + 18" wheel / + ruota 18" / + roue 18" / + rueda 18"

²⁾ + 19" wheel / + ruota 19" / + roue 19" / + rueda 19"

³⁾ two-piece brake disc/ with ABE / disco frenante in due parti/ con ABE / disque d.fr.en deux parties/ avec ABE / disco de fr.de dos piezas/ con ABE

										
PORSCHE 911 TARGA (993) (95-97)										
	3.6 CARRERA	210		08.95	09.97		24.0124-0183.1	424183	299 24,0 22,0 V L +B	
PORSCHE 911 CABRIO (993) (94-97)										
	3.6 CARRERA			07.94	09.97		24.8190-0917.2	620917	2	Warnkontakt L=518mm
	3.6 CARRERA 4			07.94	09.97					
	3.8 CARRERA	210		06.95	09.97					
	3.8 CARRERA 4	210		06.95	09.97					
	3.8 CARRERA RS	221		08.95	09.97		13.0460-4056.2	604056		21402 17,5 /WE BRE
	3.8 CARRERA RS 4	221		08.95	09.97		24.8190-0926.2	620926	2	Warnkontakt L=475mm
	3.6 CARRERA			07.94	09.97		24.0132-0142.1	432142		304 32,0 30,0 V L +B
	3.6 CARRERA 4			07.94	09.97		24.0132-0143.1	432143		304 32,0 30,0 V L +B
	3.8 CARRERA	210		06.95	09.97					
	3.8 CARRERA 4	210		06.95	09.97					
	3.6 CARRERA			07.94	09.97		24.8190-0920.2	620920	2	Warnkontakt L=698mm
	3.6 CARRERA 4			07.94	09.97					
	3.8 CARRERA	210		06.95	09.97					
	3.8 CARRERA 4	210		06.95	09.97					
	3.8 CARRERA RS	221		08.95	09.97		24.8190-0920.2	620920	2	Warnkontakt L=698mm
	3.8 CARRERA RS 4	221		08.95	09.97					
	3.6 CARRERA			07.94	09.97		24.0124-0183.1	424183		299 24,0 22,0 V L +B
	3.6 CARRERA 4			07.94	09.97					
	3.8 CARRERA	210		06.95	09.97					
	3.8 CARRERA 4	210		06.95	09.97					
PORSCHE 911 (996) (97-05)										
	3.4 CARRERA			09.97	09.01		13.0460-4987.2	604987		23329 17,0 /WE BRE
	3.4 CARRERA 4			06.97	09.01		24.8190-0921.2	620921	2	Warnkontakt L=440mm
	3.6 CARRERA			10.01	08.05					
	3.6 CARRERA 4			10.01	08.05		13.0460-4999.2	604999		23330 17,0 /WE BRE
	3.6 TURBO 4			06.00	08.05		24.8190-0921.2	620921	2	- Keramikbremse ¹⁾ Warnkontakt L=440mm
	3.6 GT3			03.99	12.02		24.8190-0921.2	620921	2	- Keramikbremse ¹⁾ Warnkontakt L=440mm
	3.6 GT3			01.03	08.05		24.8190-0921.2	620921	2	- Keramikbremse ¹⁾ Warnkontakt L=440mm
	3.4 CARRERA			09.97	09.01		24.0128-0131.1	428131		318 28,0 26,0 V L +B
	3.4 CARRERA 4			09.97	09.01		24.0128-0130.1	428130		318 28,0 26,0 V L +B
	3.6 CARRERA			10.01	08.05					
	3.6 CARRERA 4			10.01	08.05					
	3.6 CARRERA			01.02	08.05		24.0134-0101.1	434101		- Keramikbremse ¹⁾ 330 34,0 32,0 V L +B
	3.6 CARRERA 4			01.02	08.05		24.0134-0102.1	434102		- Keramikbremse ¹⁾ 330 34,0 32,0 V L +B
	3.6 TURBO 4			06.00	08.05					
	3.4 CARRERA			09.97	09.01		13.0460-4988.2	604988		21792 15,5 /WE BRE
	3.4 CARRERA 4			06.97	09.01		24.8190-0921.2	620921	2	Warnkontakt L=440mm
	3.6 CARRERA			10.01	08.05					
	3.6 CARRERA 4			10.01	08.05					
	3.6 CARRERA			01.02	08.05		13.0460-4987.2	604987		23329 17,0 /WE BRE
	3.6 CARRERA 4			01.02	08.05		24.8190-0921.2	620921	2	- Keramikbremse ¹⁾ Warnkontakt L=440mm
	3.6 TURBO 4			01.02	08.08					
	3.6 GT3			03.99	08.05		13.0460-4987.2	604987		23329 17,0 /WE BRE
							24.8190-0921.2	620921	2	- Keramikbremse ¹⁾ Warnkontakt L=440mm
	3.4 CARRERA			09.97	09.01		24.0124-0176.1	424176		299 24,0 22,0 V L +B
	3.4 CARRERA 4			06.97	09.01					
	3.6 CARRERA			10.01	08.05					
	3.6 CARRERA 4			10.01	08.05					
	3.6 CARRERA			01.02	08.05		24.0128-0197.1	428197		- Keramikbremse ¹⁾ 330 28,0 26,0 V L +B
	3.6 CARRERA 4			01.02	08.05		24.0128-0196.1	428196		- Keramikbremse ¹⁾ 330 28,0 26,0 V L +B
	3.6 TURBO 4			06.00	08.05					
	3.6 GT2			04.01	08.05		24.0128-0197.1	428197		- Keramikbremse ¹⁾ 330 28,0 26,0 V L +B
	3.6 GT3			03.99	08.05		24.0128-0196.1	428196		- Keramikbremse ¹⁾ 330 28,0 26,0 V L +B
	3.6 CARRERA			01.03	08.05		03.0137-3002.2	653002		180 x 25
	3.6 CARRERA 4			01.03	08.05					
	3.6 GT2			01.03	08.05					
	3.6 GT3			01.03	08.05					
	3.6 TURBO 4			01.03	08.05					
PORSCHE 911 TARGA (996) (01-05)										
	3.6	235		12.01	08.05		13.0460-4987.2	604987		23329 17,0 /WE BRE
							24.8190-0921.2	620921	2	Warnkontakt L=440mm
	3.6	235		12.01	08.05		24.0128-0131.1	428131		318 28,0 26,0 V L +B
							24.0128-0130.1	428130		318 28,0 26,0 V L +B
	3.6	235		12.01	08.05		13.0460-4988.2	604988		21792 15,5 /WE BRE
							24.8190-0921.2	620921	2	Warnkontakt L=440mm
	3.6	235		12.01	08.05		24.0124-0176.1	424176		299 24,0 22,0 V L +B
	3.6	235		01.03	08.05		03.0137-3002.2	653002		180 x 25

¹⁾ - ceramic brake / - freno in ceramica / - frein de céramique / - freno de cerámica



PORSCHE 911 CABRIO (996) (98-05)

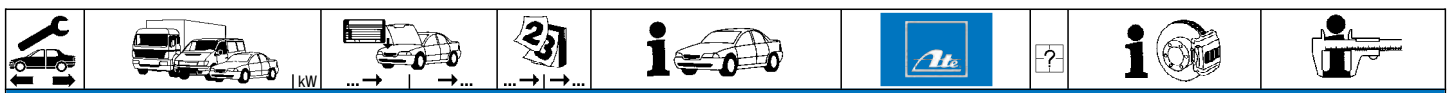
	3.4 CARRERA		02.98	09.01		13.0460-4987.2	604987	2		23329 17,0 /WE Warnkontakt L=440mm	BRE
	3.4 CARRERA 4		02.98	09.01		24.8190-0921.2	620921				
	3.6 CARRERA		10.01	08.05							
	3.6 CARRERA 4		10.01	08.05							
	3.6 CARRERA		01.02	08.05		13.0460-4999.2	604999	2	- Keramikbremse ¹⁾ - Keramikbremse ¹⁾	23330 17,0 /WE Warnkontakt L=440mm	BRE
	3.6 CARRERA 4		01.02	08.05		24.8190-0921.2	620921				
	3.6 TURBO 4		10.03	08.05							
	3.4 CARRERA		02.98	09.01		24.0128-0131.1	428131	2		318 28,0 26,0 V L +B 318 28,0 26,0 V L +B	
	3.4 CARRERA 4		02.98	09.01		24.0128-0130.1	428130				
	3.6 CARRERA		10.01	08.05							
	3.6 CARRERA 4		10.01	08.05							
	3.6 CARRERA		01.02	08.05		24.0134-0101.1	434101	2	- Keramikbremse ¹⁾ - Keramikbremse ¹⁾	330 34,0 32,0 V L +B 330 34,0 32,0 V L +B	
	3.6 CARRERA 4		01.02	08.05		24.0134-0102.1	434102				
	3.6 TURBO 4		10.03	08.05							
	3.4 CARRERA		02.98	09.01		13.0460-4988.2	604988	2		21792 15,5 /WE Warnkontakt L=440mm	BRE
	3.4 CARRERA 4		02.98	09.01		24.8190-0921.2	620921				
	3.6 CARRERA		10.01	08.05							
	3.6 CARRERA 4		10.01	08.05							
	3.4 CARRERA		02.98	09.01		13.0460-4987.2	604987	2	- Keramikbremse ¹⁾ - Keramikbremse ¹⁾	23329 17,0 /WE Warnkontakt L=440mm	BRE
	3.4 CARRERA 4		02.98	09.01		24.8190-0921.2	620921				
	3.6 CARRERA		10.01	08.05							
	3.6 TURBO 4		10.03	08.05							
	3.4 CARRERA		02.98	09.01		24.0124-0176.1	424176	2		299 24,0 22,0 V L +B	
	3.4 CARRERA 4		02.98	09.01							
	3.6 CARRERA		10.01	08.05							
	3.6 CARRERA 4		10.01	08.05							
	3.6 CARRERA		01.02	08.05		24.0128-0197.1	428197	2	- Keramikbremse ¹⁾ - Keramikbremse ¹⁾	330 28,0 26,0 V L +B 330 28,0 26,0 V L +B	
	3.6 CARRERA 4		01.02	08.05		24.0128-0196.1	428196				
	3.6 TURBO 4		10.03	08.05							
	3.6 CARRERA		01.03	08.05		03.0137-3002.2	653002	2		180 x 25	
	3.6 CARRERA 4		01.03	08.05							
	3.6 TURBO 4		10.03	08.05							

PORSCHE 911 COUPE (997) (04-13)

	3.6 Carrera	239	07.04	09.13	- Keramikbremse ¹⁾	13.0460-4842.2	604842	2		24049 17,0 /WE Warnkontakt L=349,6mm Warnkontakt L=369,6mm	BRE
						24.8190-0025.2	620025				
	3.6 Carrera	254	06.08	09.13	- Keramikbremse ¹⁾	24.8190-0016.2	620016	2		Warnkontakt L=359,6mm	
	3.6 Carrera 4	239	07.04	09.13	- Keramikbremse ¹⁾	13.0460-4842.2	604842	2		24049 17,0 /WE Warnkontakt L=495mm	BRE
						24.8190-0938.2	620938				
	3.6 Carrera 4	254	06.08	09.13	- Keramikbremse ¹⁾	24.8190-0938.2	620938	2		Warnkontakt L=495mm	
	3.8 Carrera S	261	07.04	09.13	- Keramikbremse ¹⁾	13.0460-4999.2	604999	2		23330 17,0 /WE Warnkontakt L=305mm Warnkontakt L=336mm	BRE
	3.8 Carrera S	280	08.05	09.13	- Keramikbremse ¹⁾	24.8190-0933.2	620933				
	3.8 Carrera S	280	08.05	09.13	- Keramikbremse ¹⁾	24.8190-0931.2	620931	2		Warnkontakt L=336mm	
	3.8 Carrera GTS	300	06.09	09.13	- Keramikbremse ¹⁾	24.8190-0933.2	620933	2		Warnkontakt L=305mm Warnkontakt L=336mm	
	3.8 Carrera S	283	06.08	09.13	- Keramikbremse ¹⁾	24.8190-0931.2	620931				
	3.8 Carrera 4S	261	07.04	09.13	- Keramikbremse ¹⁾	13.0460-4999.2	604999	2		23330 17,0 /WE Warnkontakt L=525	BRE
	3.8 Carrera 4S	280	08.05	09.13	- Keramikbremse ¹⁾	24.8190-0950.2	620950				
	3.8 Carrera 4GTS	300	06.09	09.13	- Keramikbremse ¹⁾	24.8190-0950.2	620950	2		Warnkontakt L=525	
	3.8 Carrera 4S	283	06.08	09.13	- Keramikbremse ¹⁾						
	3.6 Carrera 4	239	07.04	09.13	+ Keramikbremse ²⁾	24.8190-0938.2	620938	2		Warnkontakt L=495mm	
	3.8 Carrera 4S	261	07.04	09.13	+ Keramikbremse ²⁾						
	3.8 Carrera 4S	280	08.05	09.13	+ Keramikbremse ²⁾			2		Warnkontakt L=495mm	
	3.6 Carrera 4	254	06.08	09.13	+ Keramikbremse ²⁾	24.8190-0938.2	620938	2		Warnkontakt L=495mm	
	3.8 Carrera 4S	283	06.08	09.13	+ Keramikbremse ²⁾						
	3.8 Turbo	368	01.11	09.13	+ Keramikbremse ²⁾			2		Warnkontakt L=495mm	
	3.8 Turbo 4S	390	01.11	09.13	+ Keramikbremse ²⁾						
	3.6 Turbo	353	03.06	09.13	- Keramikbremse ¹⁾	24.8190-0938.2	620938	2		Warnkontakt L=495mm	
	3.8 Turbo	368	09.09	09.13	- Keramikbremse ¹⁾						
	3.6 Turbo	353	03.06	09.13	+ Keramikbremse ²⁾	24.8190-0938.2	620938	2		Warnkontakt L=495mm	
	3.8 Turbo	368	09.09	12.10	+ Keramikbremse ²⁾						
	3.8 Turbo 4S	390	02.10	12.10	+ Keramikbremse ²⁾			2		Warnkontakt L=495mm	
	3.6 GT2	390	09.07	09.13		24.8190-0938.2	620938	2		Warnkontakt L=495mm	
	3.6 GT2 RS	456	05.10	09.13							
	3.8 GT3	320	05.09	09.13	+ Keramikbremse ²⁾			2		Warnkontakt L=495mm	
	3.8 GT3 RS	331	08.09	09.13	+ Keramikbremse ²⁾						
	4.0 GT3 RS	368	07.11	09.13	+ Keramikbremse ²⁾			2		Warnkontakt L=495mm	
	3.6 Carrera	239	07.04	09.13	- Keramikbremse ¹⁾	24.0128-0131.1	428131	2		318 28,0 26,0 V L +B 318 28,0 26,0 V L +B	
	3.6 Carrera 4	239	07.04	09.13	- Keramikbremse ¹⁾	24.0128-0130.1	428130				
	3.6 Carrera	254	06.08	09.13	- Keramikbremse ¹⁾	24.0128-0247.1	428247	2		330 28,0 26,0 V L +B 330 28,0 26,0 V L +B	
	3.6 Carrera 4	254	06.08	09.13	- Keramikbremse ¹⁾	24.0128-0246.1	428246				
	3.8 Carrera 4S	261	07.04	09.13	- Keramikbremse ¹⁾	24.0134-0101.1	434101	2		330 34,0 32,0 V L +B 330 34,0 32,0 V L +B	
	3.8 Carrera 4S	280	08.05	09.13	- Keramikbremse ¹⁾	24.0134-0102.1	434102				
	3.8 Carrera 4S	283	06.08	12.10	- Keramikbremse ¹⁾			2		330 34,0 32,0 V L +B 330 34,0 32,0 V L +B	
	3.8 Carrera S	261	07.04	09.13	- Keramikbremse ¹⁾						
	3.8 Carrera S	280	08.05	09.13	- Keramikbremse ¹⁾			2		330 34,0 32,0 V L +B 330 34,0 32,0 V L +B	
	3.8 Carrera S	283	06.08	12.10	- Keramikbremse ¹⁾						
	3.6 Carrera	239	07.04	09.13	- Keramikbremse ¹⁾	13.0460-4988.2	604988	2		21792 15,5 /WE Warnkontakt L=440mm	BRE
	3.6 Carrera 4	239	07.04	09.13	- Keramikbremse ¹⁾	24.8190-0921.2	620921				
	3.6 Carrera	254	06.08	09.13	- Keramikbremse ¹⁾	24.8190-0023.2	620023	2		Warnkontakt L=484,6mm	
	3.6 Carrera 4	254	06.08	09.13	- Keramikbremse ¹⁾						

¹⁾ - ceramic brake / - freno in ceramica / - frein de céramique / - freno de cerámica
²⁾ + ceramic brake / + freno di ceramica / + frein de céramique / + freno de cerámica


























PORSCHE 911 COUPE (997) (04-13)

	3.8 Carrera 4S	261	07.04	09.13	- Keramikbremse ¹⁾	13.0460-4842.2	604842	2		24049 17,0 /WE Warnkontakt L=504,6mm	BRE
	3.8 Carrera 4S	280	08.05	09.13	- Keramikbremse ¹⁾	24.8190-0943.2	620943				
	3.8 Carrera S	261	07.04	09.13	- Keramikbremse ¹⁾						
	3.8 Carrera S	280	08.05	09.13	- Keramikbremse ¹⁾						
	3.8 Carrera 4GTS	300	06.09	09.13	- Keramikbremse ¹⁾	24.8190-0943.2	620943				
	3.8 Carrera 4S	283	06.08	09.13	- Keramikbremse ¹⁾						
	3.8 Carrera GTS	300	06.09	09.13	- Keramikbremse ¹⁾						
	3.8 Carrera S	283	06.08	09.13	- Keramikbremse ¹⁾						
	3.6 Carrera	239	07.04	09.13	+ Keramikbremse ²⁾	24.8190-0943.2	620943				
	3.6 Carrera	254	06.08	09.13	+ Keramikbremse ²⁾						
	3.6 Carrera 4	239	07.04	09.13	+ Keramikbremse ²⁾						
	3.6 Carrera 4	254	06.08	09.13	+ Keramikbremse ²⁾						
	3.8 Carrera 4S	261	07.04	09.13	+ Keramikbremse ²⁾						
	3.8 Carrera 4S	280	08.05	09.13	+ Keramikbremse ²⁾						
	3.8 Carrera 4S	283	06.08	09.13	+ Keramikbremse ²⁾						
3.8 Carrera S	261	07.04	09.13	+ Keramikbremse ²⁾							
3.8 Carrera S	280	08.05	09.13	+ Keramikbremse ²⁾							
3.8 Carrera S	283	06.08	09.13	+ Keramikbremse ²⁾							
3.6 GT3	305	03.06	12.06	- Keramikbremse ¹⁾	24.8190-0023.2	620023					
3.6 Turbo	353	03.06	09.13	- Keramikbremse ¹⁾							
3.6 Turbo	353	03.06	09.13	+ Keramikbremse ²⁾	24.8190-0023.2	620023					
3.8 Turbo	368	09.09	09.13	+ Keramikbremse ²⁾							
3.8 Turbo 4S	390	02.10	09.13	+ Keramikbremse ²⁾							
3.6 GT2	390	09.07	09.13		24.8190-0023.2	620023					
3.6 GT2 RS	456	05.10	09.13								
3.6 GT3	305	03.06	09.13	+ Keramikbremse ²⁾							
3.8 GT3	320	05.09	09.13	+ Keramikbremse ²⁾							
3.8 GT3 RS	331	08.09	09.13	+ Keramikbremse ²⁾							
4.0 GT3 RS	368	07.11	09.13	+ Keramikbremse ²⁾							
3.8 Turbo	368	09.09	09.13	- Keramikbremse ¹⁾	24.8190-0023.2	620023					
3.8 Turbo 4S	390	02.10	09.13	- Keramikbremse ¹⁾							
3.6 GT3	305	01.07	12.07	- Keramikbremse ¹⁾	24.8190-0023.2	620023					
3.8 GT3	320	05.09	09.13	- Keramikbremse ¹⁾	24.8190-0023.2	620023					
3.8 GT3 RS	331	08.09	09.13	- Keramikbremse ¹⁾							
4.0 GT3 RS	368	07.11	09.13	- Keramikbremse ¹⁾							
	3.6 Carrera	239	07.04	09.13		24.0124-0176.1	424176		- Keramikbremse ¹⁾	299 24,0 22,0 V L +B	
	3.6 Carrera 4	239	07.04	09.13		24.0124-0176.1	424176		- Keramikbremse ¹⁾	299 24,0 22,0 V L +B	
	3.6 Carrera	254	06.08	12.10		24.0128-0197.1	428197		☐ - Keramikbremse ¹⁾	330 28,0 26,0 V L +B	
	3.6 Carrera 4	254	06.08	12.10		24.0128-0196.1	428196		☐ - Keramikbremse ¹⁾	330 28,0 26,0 V L +B	
	3.8 Carrera 4S	283	06.08	12.10							
	3.8 Carrera S	283	06.08	12.10							
	3.6 Carrera	254	01.11	09.13		24.0128-0197.1	428197		☐ - Keramikbremse ¹⁾	330 28,0 26,0 V L +B	
	3.6 Carrera 4	254	01.11	09.13		24.0128-0196.1	428196		☐ - Keramikbremse ¹⁾	330 28,0 26,0 V L +B	
	3.8 Carrera 4S	283	01.11	09.13							
	3.8 Carrera S	283	01.11	09.13							
	3.8 Carrera S	261	07.04	09.13		24.0128-0197.1	428197		☐ - Keramikbremse ¹⁾	330 28,0 26,0 V L +B	
	3.8 Carrera S	280	08.05	09.13		24.0128-0196.1	428196		☐ - Keramikbremse ¹⁾	330 28,0 26,0 V L +B	
	3.8 Carrera 4S	261	07.04	09.13		24.0128-0197.1	428197		☐ - Keramikbremse ¹⁾	330 28,0 26,0 V L +B	
	3.8 Carrera 4S	280	08.05	09.13		24.0128-0196.1	428196		☐ - Keramikbremse ¹⁾	330 28,0 26,0 V L +B	
		3.6 Carrera	239	07.04	09.13		03.0137-3002.2	653002			180 x 25
3.6 Carrera 4		239	07.04	09.13							
3.8 Carrera 4S		261	07.04	09.13							
3.8 Carrera S		261	07.04	09.13							

PORSCHE 911 CABRIO (997) (05-13)

	3.6 Carrera	239	04.05	09.13		13.0460-4987.2	604987	2		- Sportausführung/- Keramikbr. ³⁾ + Sportausführung/- Keramikbr. ⁴⁾	23329 17,0 /WE 24049 17,0 /WE Warnkontakt L=336mm	BRE BRE
	3.6 Carrera 4	239	04.05	09.13		13.0460-4842.2	604842					
	3.6 Carrera 4	254	06.08	09.13		24.8190-0931.2	620931					
	3.6 Turbo	353	09.07	09.13								
	3.8 Turbo 4S	390	02.10	09.13								
	3.6 Carrera	254	06.08	09.13		24.8190-0016.2	620016					
	3.8 Carrera S	261	04.05	09.13		13.0460-4999.2	604999					
	3.8 Carrera S	280	08.05	09.13		24.8190-0933.2	620933					
	3.8 Carrera S	283	06.08	09.13		24.8190-0931.2	620931					
	3.8 Carrera 4S	261	04.05	09.13		13.0460-4999.2	604999					
	3.8 Carrera 4S	280	08.05	09.13		24.8190-0950.2	620950					
	3.8 Carrera 4S	283	06.08	09.13								
	3.6 Carrera	239	04.05	09.13		24.0128-0131.1	428131					
	3.6 Carrera 4	239	04.05	09.13		24.0128-0130.1	428130					
	3.6 Carrera	254	06.08	09.13		24.0128-0247.1	428247					
3.6 Carrera 4	254	06.08	09.13		24.0128-0246.1	428246						
3.8 Carrera S	261	04.05	09.13		24.0134-0101.1	434101						
3.8 Carrera 4S	261	04.05	09.13		24.0134-0102.1	434102						
3.8 Carrera 4S	261	04.05	09.13		24.0134-0101.1	434101						
3.8 Carrera 4S	261	04.05	09.13		24.0134-0102.1	434102						
3.6 Turbo	353	09.07	09.13		24.0134-0101.1	434101						
3.8 Carrera 4S	280	08.05	09.13		24.0134-0102.1	434102						
3.8 Carrera 4S	283	06.08	09.13									
3.8 Carrera S	280	08.05	09.13									
3.8 Carrera S	283	06.08	09.13									
3.8 Turbo 4S	390	02.10	09.13									













































¹⁾ - ceramic brake / - freno in ceramica / - frein de céramique / - freno de cerámica
²⁾ + ceramic brake / + freno di ceramica / + frein de céramique / + freno de cerámica
³⁾ - sport design/- ceramic brake / - versio.sportiva/-fr.ceramica / - réalís.sport/-fr.d.céramique / - realiz.deporte/- fr.cerámica
⁴⁾ + sport design /- ceramic br. / + realiz.sportivo/-fr.ceramica / + réalís.sport/-fr.d.céramique / + realiz.deporte/- fr.cerámica

	 kW									
PORSCHE 911 CABRIO (997) (05-13)										
	3.6 Carrera	239		04.05	09.13	13.0460-4988.2 604988 13.0460-4843.2 604843 24.8190-0921.2 620921	2	- Sportausführung/- Keramikbr. 1) + Sportausführung/- Keramikbr. 2) - Sportausführung/- Keramikbr. 1)	21792 15,5 /WE XXXXX 15,5 /WE Warnkontakt L=440mm	BRE BRE
	3.6 Carrera 4	239		04.05	09.13	13.0460-4988.2 604988 24.8190-0921.2 620921	2	- Keramikbremse 3)	21792 15,5 /WE Warnkontakt L=440mm	BRE
	3.6 Carrera	254		06.08	09.13	24.8190-0023.2 620023	2	- Keramikbremse 3)	Warnkontakt L=484,6mm	
	3.6 Carrera 4	254		06.08	09.13					
	3.8 Carrera 4S	261		04.05	09.13	13.0460-4842.2 604842 24.8190-0943.2 620943	2	- Keramikbremse 3)	24049 17,0 /WE Warnkontakt L=504,6mm	BRE
	3.8 Carrera S	261		04.05	09.13					
	3.6 Turbo	353		09.07	09.13	24.8190-0943.2 620943	2		Warnkontakt L=504,6mm	
	3.8 Carrera 4S	280		08.05	09.13					
	3.8 Carrera 4S	283		06.08	09.13					
	3.8 Carrera S	280		08.05	09.13					
3.8 Carrera S	283		06.08	09.13						
3.8 Turbo 4S	390		02.10	09.13						
	3.6 Carrera	239		04.05	09.13	24.0124-0176.1 424176		- Keramikbremse 3)	299 24,0 22,0 V L + B	
	3.6 Carrera 4	239		04.05	09.13	24.0124-0176.1 424176		- Keramikbremse 3)	299 24,0 22,0 V L + B	
	3.6 Carrera	254		06.08	09.13	24.0128-0197.1 428197		- Keramikbremse 3)	330 28,0 26,0 V L + B	
	3.6 Carrera 4	254		06.08	09.13	24.0128-0196.1 428196		- Keramikbremse 3)	330 28,0 26,0 V L + B	
	3.8 Carrera 4S	280		08.05	09.13					
	3.8 Carrera 4S	283		06.08	09.13					
	3.8 Carrera S	280		08.05	09.13					
	3.8 Carrera S	283		06.08	09.13					
	3.8 Turbo 4S	390		02.10	09.13					
	3.8 Carrera S	261		04.05	09.13	24.0128-0197.1 428197 24.0128-0196.1 428196		- Keramikbremse 3) - Keramikbremse 3)	330 28,0 26,0 V L + B 330 28,0 26,0 V L + B	
3.8 Carrera 4S	261		04.05	09.13	24.0128-0197.1 428197 24.0128-0196.1 428196		- Keramikbremse 3) - Keramikbremse 3)	330 28,0 26,0 V L + B 330 28,0 26,0 V L + B		
	3.6 Carrera	239		04.05	09.13	03.0137-3002.2 653002			180 x 25	
	3.6 Carrera 4	239		04.05	09.13					
	3.8 Carrera 4S	261		04.05	09.13					
	3.8 Carrera 4S	280		08.05	09.13					
	3.8 Carrera S	261		04.05	09.13					
	3.8 Carrera S	280		08.05	09.13					
PORSCHE 911 TARGA (997) (06-13)										
	3.6 Carrera 4	239		11.06	09.13	24.8190-0027.2 620027	2	- Keramikbremse 3)	Warnkontakt L=514,6mm	
	3.6 TARGA 4	254		06.08	09.13					
	3.8 Carrera 4S	261		11.06	09.13					
	3.8 TARGA 4S	283		06.08	09.13	24.8190-0950.2 620950	2	- Keramikbremse 3)	Warnkontakt L=525	
	3.6 Carrera 4	239		11.06	09.13	24.0128-0247.1 428247		- Keramikbremse 3)	330 28,0 26,0 V L + B	
	3.6 TARGA 4	254		06.08	09.13	24.0128-0246.1 428246		- Keramikbremse 3)	330 28,0 26,0 V L + B	
	3.8 Carrera 4S	261		11.06	09.13					
	3.8 TARGA 4S	283		06.08	09.13	24.0134-0101.1 434101 24.0134-0102.1 434102		- Keramikbremse 3) - Keramikbremse 3)	330 34,0 32,0 V L + B 330 34,0 32,0 V L + B	
	3.6 Carrera 4	239		11.06	09.13	24.8190-0023.2 620023	2	- Keramikbremse 3)	Warnkontakt L=484,6mm	
	3.6 TARGA 4	254		06.08	09.13					
	3.8 Carrera 4S	261		11.06	09.13					
	3.8 TARGA 4S	283		06.08	09.13	24.8190-0023.2 620023	2	- Keramikbremse 3)	Warnkontakt L=484,6mm	
	3.6 Carrera 4	239		11.06	09.13	24.0124-0176.1 424176		- Keramikbremse 3)	299 24,0 22,0 V L + B	
	3.6 TARGA 4	254		06.08	09.13					
	3.8 Carrera 4S	261		11.06	09.13					
	3.8 TARGA 4S	283		06.08	09.13	24.0128-0197.1 428197 24.0128-0196.1 428196		- Keramikbremse 3) - Keramikbremse 3)	330 28,0 26,0 V L + B 330 28,0 26,0 V L + B	
PORSCHE 911 COUPE (991) (11-)										
	3.4 Carrera	257		12.11		24.8190-0069.2 620069	2	- Keramikbremse 3)	Warnkontakt L=248mm	
	3.4 Carrera	257		12.11		24.0128-0247.1 428247 24.0128-0246.1 428246		- Keramikbremse 3) - Keramikbremse 3)	330 28,0 26,0 V L + B 330 28,0 26,0 V L + B	
	3.4 Carrera 4S	257		11.12		24.0128-0197.1 428197		- Keramikbremse 3)	330 28,0 26,0 V L + B	
	3.8 Carrera 4S	294		11.12		24.0128-0196.1 428196		- Keramikbremse 3)	330 28,0 26,0 V L + B	
	3.8 Carrera S	294		12.11						
	3.8 Carrera S	316		07.12						
PORSCHE 911 CABRIO (991) (12-)										
	3.4 Carrera	257		03.12		24.8190-0069.2 620069	2	- Keramikbremse 3)	Warnkontakt L=248mm	
	3.8 Turbo	383		12.13		24.8190-0069.2 620069	2	- Keramikbremse 3)	Warnkontakt L=248mm	
	3.4 Carrera	257		12.11		24.0128-0247.1 428247		- Keramikbremse 3)	330 28,0 26,0 V L + B	
	3.8 Turbo	383		12.13		24.0128-0246.1 428246		- Keramikbremse 3)	330 28,0 26,0 V L + B	
	3.4 Carrera 4S	257		11.12		24.0128-0197.1 428197		- Keramikbremse 3)	330 28,0 26,0 V L + B	
	3.8 Carrera 4S	294		11.12		24.0128-0196.1 428196		- Keramikbremse 3)	330 28,0 26,0 V L + B	
	3.8 Carrera S	294		03.12						
	3.8 Carrera S	316		07.12						
	3.8 Turbo S	412		12.13						

1) - sport design/- ceramic brake / - versio.sportiva/-fr.ceramica / - réalis.sport/-fr.d.céramique / - realiz.deporte/- fr.cerámica

2) + sport design / - ceramic br. / + realiz.sportivo/-fr.ceramica / + réalis.sport/-fr.d.céramique / + realiz.deporte/- fr.cerámica

3) - ceramic brake / - freno in ceramica / - frein de céramique / - freno de cerámica

										
PORSCHE 911 TARGA (991) (14-)										
	3.4 Carrera 4	257		05.14		24.8190-0069.2	620069	2	- Keramikbremse ¹⁾	Warnkontakt L=248mm
	3.4 Carrera 4	257		05.14		24.0128-0247.1	428247		 - Keramikbremse ¹⁾	330 28,0 26,0 V L +B
						24.0128-0246.1	428246		 - Keramikbremse ¹⁾	330 28,0 26,0 V L +B
	3.8 Carrera 4S	294		05.14		24.0128-0197.1	428197		 - Keramikbremse ¹⁾	330 28,0 26,0 V L +B
	3.8 Carrera 4S	316		05.14		24.0128-0196.1	428196		 - Keramikbremse ¹⁾	330 28,0 26,0 V L +B
PORSCHE 968 COUPE (91-95)										
	3.0	176		06.91	11.95 - Sportfahrwerk ²⁾	24.8190-0916.2	620916	2		Warnkontakt L=395mm
	3.0	176		06.91	11.95 + Sportfahrwerk ³⁾	24.8190-0916.2	620916	2		Warnkontakt L=395mm
	3.0	176		06.91	11.95 - Sportfahrwerk ²⁾	24.0128-0167.1	428167			298 28,0 26,0 V L +B
	3.0	176		06.91	11.95	24.8190-0916.2	620916	2		Warnkontakt L=395mm
	3.0	176		06.91	11.95 - Sportfahrwerk ²⁾	24.0124-0117.1	424117			299 24,0 22,0 V L
PORSCHE 968 CABRIO (91-95)										
	3.0	176		06.91	11.95 - Sportfahrwerk ²⁾	24.8190-0916.2	620916	2		Warnkontakt L=395mm
	3.0	176		06.91	11.95 + Sportfahrwerk ³⁾	24.8190-0916.2	620916	2		Warnkontakt L=395mm
	3.0	176		06.91	11.95 - Sportfahrwerk ²⁾	24.0128-0167.1	428167			298 28,0 26,0 V L +B
	3.0	176		06.91	11.95	24.8190-0916.2	620916	2		Warnkontakt L=395mm
	3.0	176		06.91	11.95 - Sportfahrwerk ²⁾	24.0124-0117.1	424117			299 24,0 22,0 V L
PORSCHE CARRERA GT (980) (03-07)										
	5.7 V10	450		07.03	05.07	24.0711-5271.3	360301		 	Radsensor
						24.0711-5272.3	360302		 	Radsensor
	5.7 V10	450		07.03	05.07	24.8190-0938.2	620938	2		Warnkontakt L=495mm
	5.7 V10	450		07.03	05.07	24.0711-5271.3	360301		 	Radsensor
						24.0711-5272.3	360302		 	Radsensor
PORSCHE BOXSTER (986) (96-04)										
	2.5	150		09.96	07.99	13.0460-4814.2	604814			21937 15,5 /WE
	2.7	162		08.99	06.02	13.0470-4814.2	LD4814			21937 15,5 /WE
	2.7	168		07.02	12.04	24.8190-0921.2	620921	2		Warnkontakt L=440mm
	3.2 S	185		08.99	06.02	13.0460-4987.2	604987			23329 17,0 /WE
	3.2 S	191		07.02	12.04	24.8190-0921.2	620921	2		Warnkontakt L=440mm
	3.2 S	196		01.04	12.04					
	2.5	150		09.96	07.99	24.0124-0165.1	424165			298 24,0 22,0 V L +B
	2.7	162		08.99	06.02					
	2.7	168		07.02	12.04					
	3.2 S	185		08.99	06.02	24.0128-0131.1	428131		 	318 28,0 26,0 V L +B
	3.2 S	191		07.02	12.04	24.0128-0130.1	428130		 	318 28,0 26,0 V L +B
	3.2 S	196		01.04	12.04					
	2.5	150		09.96	07.99	13.0460-4988.2	604988			21792 15,5 /WE
	2.7	162		08.99	06.02	24.8190-0922.2	620922	2		Warnkontakt L=440mm
	2.7	168		07.02	12.04					
	3.2 S	185		08.99	06.02	13.0460-4988.2	604988			21792 15,5 /WE
	3.2 S	191		07.02	12.04	24.8190-0922.2	620922	2		Warnkontakt L=440mm
	3.2 S	196		01.04	12.04					
	2.5	150		09.96	07.99	24.0120-0176.1	420176			292 20,0 18,0 V L +B
	2.7	162		08.99	06.02					
	2.7	168		07.02	12.04					
	3.2 S	185		08.99	06.02	24.0124-0194.1	424194			299 24,0 22,0 V L +B
	3.2 S	191		07.02	12.04					
	3.2 S	196		01.04	12.04					
	2.5	150		09.96	07.99	03.0137-0421.2	650421			164 x 20
	2.7	162		08.99	06.02					
	2.7	168		07.02	12.04					
	3.2 S	191		07.02	12.04	03.0137-3002.2	653002			180 x 25
	3.2 S	196		01.04	12.04					

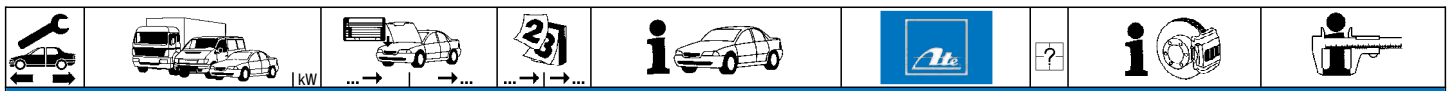
¹⁾ - ceramic brake / - freno in ceramica / - frein de céramique / - freno de cerámica

²⁾ - sports suspension / - sospensione sportiva / - châssis de sport / - suspensión deportiva

³⁾ + sports suspension / + sospensione sportiva / + châssis de sport / + suspensión deportiva

PORSCHE BOXSTER (987) (05-11)																				
	2.7	176		11.04	07.06	13.0460-4815.2	604815							21937	15,5 /WE	BRE				
	2.7	180		06.06	09.11	13.0470-4814.2	LD4814							21937	15,5 /WE	BRE	Warnkontakt L=295mm			
	2.9	188		06.09	09.11	24.8190-0934.2	620934	1									Warnkontakt L=305mm			
	3.2 S	206		11.04	07.06	24.8190-0025.2	620025	1									Warnkontakt L=349,6mm			
	3.4 S	217		06.06	09.11	24.8190-0024.2	620024	1									Warnkontakt L=369,6mm			
	3.4 S RS SPYDER	223		08.08	09.11															
	2.7	176		11.04	07.06	24.0124-0211.1	424211										298 24,0 22,0 V L +B			
	2.7	180		06.06	09.11	24.0124-0210.1	424210										298 24,0 22,0 V L +B			
	2.9	188		06.09	09.11	24.0128-0131.1	428131										318 28,0 26,0 V L +B			
	3.2 S	206		11.04	07.06	24.0128-0130.1	428130										318 28,0 26,0 V L +B			
	3.4 S	217		06.06	09.11															
	3.4 S RS SPYDER	223		06.09	09.11															
	2.7	176		11.04	07.06	13.0460-4816.2	604816							24541	15,5 +/-WE	BRE	Warnkontakt L=461mm			
	2.7	180		06.06	09.11	24.8190-0932.2	620932	2												
	2.9	188		06.09	09.11															
	3.2 S	206		11.04	07.06	13.0460-4988.2	604988										21792	15,5 /WE		
	3.4 S	217		06.06	09.11	24.8190-0922.2	620922	2										Warnkontakt L=440mm		
	3.4 S RS SPYDER	223		06.09	09.11															
	2.7	176		11.04	07.06	24.0120-0212.1	420212										299 20,0 18,0 V L +B			
	2.7	180		06.06	09.11															
	2.9	188		06.09	09.11															
	3.2 S	206		11.04	07.06	24.0124-0194.1	424194										299 24,0 22,0 V L +B			
	3.4 S	217		06.06	09.11															
	3.4 S RS SPYDER	223		06.09	09.11															
	2.7	176		11.04	07.06	03.0137-3002.2	653002										180 x 25			
	2.7	180		06.06	09.11															
	2.9	188		06.09	09.11															
	3.2 S	206		11.04	07.06															
	3.4 S	217		06.06	09.11															
	3.4 S RS SPYDER	223		06.09	09.11															
PORSCHE BOXSTER (981) (12-)																				
	2.7	195		04.12		24.8190-0069.2	620069	2									Warnkontakt L=248mm			
	3.4 GTS	243		02.14		24.8190-0069.2	620069	2									Warnkontakt L=248mm			
	2.7	195		04.12		24.0128-0273.1	428273										315 28,0 26,0 V L +B			
	3.4 GTS	243		02.14		24.0128-0260.1	428260										315 28,0 26,0 V L +B			
	2.7	195		04.12		13.0460-4816.2	604816										24541	15,5 +/-WE		
	3.4 GTS	243		02.14		24.8190-0070.2	620070	2										Warnkontakt L=268mm		
	2.7	195		04.12		24.0120-0212.1	420212										299 20,0 18,0 V L +B			
	3.4 S	232		04.12																
PORSCHE CAYENNE I (03-10)																				
	3.0 TDI	176		02.09	04.10	+ 17" Rad/ + schwarzer Sattel ³⁾	13.0460-4992.2	604992						23692	16,6 /WE	BRE				
	3.2	184		10.03	12.06	+ 17" Rad/ + schwarzer Sattel ³⁾	13.0470-4992.2	LD4992						23692	16,6 /WE	BRE				
	3.6	213		01.07	04.10	+ 17" Rad/ + schwarzer Sattel ³⁾	13.0460-0279.2	610279									Belagsatz-Zubehör			
							24.8190-0929.2	620929	2									Warnkontakt L=417,4mm		
	GTS 4.8	298		10.07	04.10	+ 17" Rad/ + schwarzer Sattel ³⁾	13.0460-4992.2	604992										23692	16,6 /WE	
	S 4.5	250		09.02	12.06	+ 17" Rad/ + schwarzer Sattel ³⁾	13.0460-0279.2	610279										Belagsatz-Zubehör		
	S 4.8	283		01.07	04.10	+ 17" Rad/ + schwarzer Sattel ³⁾	24.8190-0929.2	620929	2									Warnkontakt L=417,4mm		
	Turbo 4.5	331		09.02	12.06	+ 17" Rad/ + schwarzer Sattel ³⁾														
	Turbo S 4.5	368		01.04	04.10	+ 17" Rad/ + schwarzer Sattel ³⁾														
	Turbo S 4.5	383		01.04	04.10	+ 17" Rad/ + schwarzer Sattel ³⁾														
Turbo S 4.8	368		01.07	04.10	+ 17" Rad/ + schwarzer Sattel ³⁾															
Turbo S 4.8	397		02.07	12.09	+ 17" Rad/ + schwarzer Sattel ³⁾															
Turbo S 4.8	404		08.08	04.10	+ 17" Rad/ + schwarzer Sattel ³⁾															
	3.0 TDI	176		02.09	04.10	+ 18" Rad/ + silberner Sattel ⁴⁾	13.0460-4993.2	604993										23693	16,6 /WE	
	3.2	184		10.03	12.06	+ 18" Rad/ + silberner Sattel ⁴⁾	13.0470-4993.2	LD4993										23693	16,6 /WE	
	3.6	213		01.07	04.10	+ 18" Rad/ + silberner Sattel ⁴⁾	13.0460-0279.2	610279										Belagsatz-Zubehör		
							24.8190-0929.2	620929	2										Warnkontakt L=417,4mm	
	GTS 4.8	298		10.07	04.10	+ 18" Rad/ + silberner Sattel ⁴⁾	13.0460-4993.2	604993											23693	16,6 /WE
	S 4.5	250		09.02	12.06	+ 18" Rad/ + silberner Sattel ⁴⁾	13.0460-0279.2	610279										Belagsatz-Zubehör		
	S 4.8	283		01.07	04.10	+ 18" Rad/ + silberner Sattel ⁴⁾	24.8190-0929.2	620929	2									Warnkontakt L=417,4mm		
	Turbo 4.5	331		09.02	12.06	+ 18" Rad/ + silberner Sattel ⁴⁾														
	Turbo S 4.5	368		01.04	04.10	+ 18" Rad/ + silberner Sattel ⁴⁾														
	Turbo S 4.5	383		01.04	04.10	+ 18" Rad/ + silberner Sattel ⁴⁾														
Turbo S 4.8	368		01.07	01.07	+ 18" Rad/ + silberner Sattel ⁴⁾															
Turbo S 4.8	397		02.07	04.10	+ 18" Rad/ + silberner Sattel ⁴⁾															
Turbo S 4.8	404		08.08	04.10	+ 18" Rad/ + silberner Sattel ⁴⁾															
	3.0 TDI	176		02.09	04.10	+ 18" Rad/ + roter Sattel ⁵⁾	13.0460-4993.2	604993										23693	16,6 /WE	
	3.2	184		10.03	12.06	+ 18" Rad/ + roter Sattel ⁵⁾	24.8190-0929.2	620929	2									Warnkontakt L=417,4mm		
	3.6	213		01.07	04.10	+ 18" Rad/ + roter Sattel ⁵⁾														

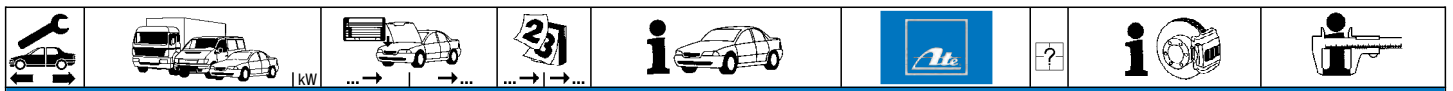
¹⁾ - ceramic brake / - freno in ceramica / - frein de céramique / - freno de cerámica
²⁾ + ceramic brake / + freno di ceramica / + frein de céramique / + freno de cerámica
³⁾ + 17" wheel/ + black caliper / + ruota 17"/ + pinza nero / + roue 17"/ + étrier noir / + ruota 17"/ + pinza negro
⁴⁾ + 18" wheel/ + silver caliper / + ruota 18"/ + pinza argento / + roue 18"/ + étrier argent / + ruota 18"/ + pinza plata
⁵⁾ + 18" wheel/ + red caliper / + ruota 18"/ + pinza rosso / + roue 18"/ + étrier rouge / + ruota 18"/ + pinza rojo



PORSCHE CAYENNE I (03-10)

	GTS 4.8	298	10.07	04.10	+ 18" Rad/ + roter Sattel ¹⁾	13.0460-4993.2	604993	2	23693 16,6 /WE Warnkontakt L=417,4mm	BRE			
	S 4.5	250	09.02	04.10	+ 18" Rad/ + roter Sattel ¹⁾	24.8190-0929.2	620929						
	S 4.8	283	01.07	04.10	+ 18" Rad/ + roter Sattel ¹⁾								
	Turbo 4.5	331	09.02	12.06	+ 18" Rad/ + roter Sattel ¹⁾								
	Turbo S 4.5	368	01.04	04.10	+ 18" Rad/ + roter Sattel ¹⁾								
	Turbo S 4.5	383	01.04	04.10	+ 18" Rad/ + roter Sattel ¹⁾								
	Turbo S 4.8	368	01.07	04.10	+ 18" Rad/ + roter Sattel ¹⁾								
	Turbo S 4.8	397	02.07	04.10	+ 18" Rad/ + roter Sattel ¹⁾								
	Turbo S 4.8	404	08.08	04.10	+ 18" Rad/ + roter Sattel ¹⁾								
	3.0 TDI	176	02.09	04.10	+ 18" Rad/ + roter Sattel ¹⁾	13.0460-4852.2	604852				2	24553 15,8 /WE Warnkontakt L=367,4mm	BRE
3.2	184	10.03	12.06	+ 18" Rad/ + roter Sattel ¹⁾	24.8190-0936.2	620936							
3.6	213	01.07	04.10	+ 18" Rad/ + roter Sattel ¹⁾									
GTS 4.8	298	10.07	04.10	+ 18" Rad/ + roter Sattel ¹⁾									
S 4.5	250	08.02	12.06	+ 18" Rad/ + roter Sattel ¹⁾									
S 4.8	283	01.07	04.10	+ 18" Rad/ + roter Sattel ¹⁾									
Turbo 4.5	331	09.02	12.06	+ 18" Rad/ + roter Sattel ¹⁾									
Turbo S 4.5	368	01.04	04.10	+ 18" Rad/ + roter Sattel ¹⁾									
Turbo S 4.5	383	01.04	04.10	+ 18" Rad/ + roter Sattel ¹⁾									
Turbo S 4.8	368	01.07	04.10	+ 18" Rad/ + roter Sattel ¹⁾									
3.0 TDI	176	02.09	04.10	+ 19" Rad/ + roter Sattel ²⁾	13.0460-4840.2	604840	2	23961 16,8 /WE Warnkontakt L=397,4mm	BRE				
3.2	184	01.05	12.06	+ 19" Rad/ + roter Sattel ²⁾	24.8190-0066.2	620066							
3.6	213	01.07	04.10	+ 19" Rad/ + roter Sattel ²⁾									
GTS 4.8	298	10.07	04.10	+ 19" Rad/ + roter Sattel ²⁾									
S 4.5	250	01.05	12.06	+ 19" Rad/ + roter Sattel ²⁾									
S 4.8	283	01.07	04.10	+ 19" Rad/ + roter Sattel ²⁾									
Turbo 4.5	331	01.05	12.06	+ 19" Rad/ + roter Sattel ²⁾									
Turbo S 4.5	368	01.04	04.10	+ 19" Rad/ + roter Sattel ²⁾									
Turbo S 4.5	383	01.04	04.10	+ 19" Rad/ + roter Sattel ²⁾									
Turbo S 4.8	368	01.07	04.10	+ 19" Rad/ + roter Sattel ²⁾									
3.0 TDI	176	02.09	04.10	+ 17" Rad ³⁾	24.0132-0117.1	432117	☐ ☐	330 32,0 30,0 V L +B 330 32,0 30,0 V L +B					
3.2	184	10.03	04.10	+ 17" Rad ³⁾	24.0132-0118.1	432118							
3.6	213	01.07	04.10	+ 17" Rad ³⁾									
S 4.5	250	09.02	04.10	+ 17" Rad ³⁾									
S 4.8	283	01.07	04.10	+ 17" Rad ³⁾									
Turbo 4.5	331	09.02	04.10	+ 17" Rad ³⁾									
Turbo S 4.8	368	01.07	04.10	+ 17" Rad ³⁾									
3.0 TDI	176	02.09	04.10	+ 18" Rad ⁴⁾	24.0134-0123.1	434123				☐ ☐	350 34,0 32,0 V L +B 350 34,0 32,0 V L +B		
3.2	184	10.03	04.10	+ 18" Rad ⁴⁾	24.0134-0124.1	434124							
3.6	213	01.07	04.10	+ 18" Rad ⁴⁾									
GTS 4.8	298	10.07	04.10	+ 18" Rad ⁴⁾									
S 4.5	250	09.02	04.10	+ 18" Rad ⁴⁾									
S 4.8	283	01.07	04.10	+ 18" Rad ⁴⁾									
Turbo 4.5	331	09.02	04.10	+ 18" Rad ⁴⁾									
Turbo S 4.8	368	01.07	04.10	+ 18" Rad ⁴⁾									
3.0 TDI	176	02.09	04.10	+ 18" Rad/ + roter Sattel ¹⁾	24.0136-0111.1	436111		368 36,0 34,0 V L +B					
3.6	213	01.07	04.10	+ 18" Rad/ + roter Sattel ¹⁾									
S 4.8	283	01.07	04.10	+ 18" Rad/ + roter Sattel ¹⁾									
Turbo S 4.8	368	01.07	04.10	+ 18" Rad/ + roter Sattel ¹⁾									
	3.0 TDI	176	02.09	04.10		24.0711-5401.3	360330	☐ ☐	Radsensor Radsensor				
	3.2	184	10.03	12.06		24.0711-5402.3	360331						
	3.6	213	01.07	04.10									
	GTS 4.8	298	10.07	04.10									
	S 4.5	250	09.02	12.06									
	S 4.8	283	01.07	04.10									
	Turbo 4.5	331	09.02	12.06									
	Turbo S 4.5	368	01.04	04.10									
	Turbo S 4.5	383	01.04	04.10									
	Turbo S 4.8	368	01.07	04.10									
	3.0 TDI	176	02.09	12.09	+ 17" Rad ³⁾	13.0460-4976.2	604976	2	23694 16,7 /WE 23694 16,7 /WE Belagsatz-Zubehör Warnkontakt L=252,4mm	BRE BRE			
	3.2	184	10.03	12.06	+ 17" Rad ³⁾	13.0470-4976.2	LD4976						
	3.6	213	01.07	12.09	+ 17" Rad ³⁾	13.0460-0280.2	610280						
	GTS 4.8	298	10.07	12.09	+ 17" Rad/ + roter Sattel ⁵⁾	24.8190-0930.2	620930						
	S 4.5	250	09.02	12.06	+ 17" Rad ³⁾								
	S 4.8	283	01.07	12.09	+ 17" Rad ³⁾								
	Turbo 4.5	331	09.02	12.06	+ 17" Rad ³⁾								
	Turbo S 4.8	368	01.07	12.09	+ 17" Rad ³⁾								
	3.0 TDI	176	01.10	04.10	+ 17" Rad ³⁾	24.8190-0930.2	620930				2	Warnkontakt L=252,4mm	
	3.6	213	01.10	04.10	+ 17" Rad ³⁾								
GTS 4.8	298	01.10	04.10	+ 17" Rad/ + roter Sattel ⁵⁾									
Turbo S 4.8	368	01.10	04.10	+ 17" Rad ³⁾									
3.2	184	01.05	12.06	+ 18" Rad ⁴⁾	13.0460-4976.2	604976	2	23694 16,7 /WE 23694 16,7 /WE Warnkontakt L=252,4mm	BRE BRE				
S 4.5	250	01.05	12.06	+ 18" Rad ⁴⁾	13.0470-4976.2	LD4976							
Turbo 4.5	331	01.05	12.06	+ 18" Rad ⁴⁾	24.8190-0930.2	620930							
3.0 TDI	176	02.09	12.09	+ 18" Rad ⁴⁾	13.0460-4850.2	604850	2	24296 15,5 /WE 24296 15,5 /WE Warnkontakt L=237,4mm	BRE BRE				
3.6	213	01.07	12.09	+ 18" Rad ⁴⁾	13.0470-4850.2	LD4850							
S 4.8	283	01.07	12.09	+ 18" Rad ⁴⁾	24.8190-0937.2	620937							
Turbo S 4.8	368	01.07	12.09	+ 18" Rad ⁴⁾									
3.0 TDI	176	01.10	04.10	+ 18" Rad ⁴⁾	24.8190-0937.2	620937	2	Warnkontakt L=237,4mm					
3.6	213	01.10	04.10	+ 18" Rad ⁴⁾									

1) + 18" wheel/ + red caliper / + ruota 18"/ + pinza rosso / + roue 18"/ + étrier rouge / + rueda 18"/ + pinza rojo
 2) + 19" wheel/ + red caliper / + ruota 19"/ + pinza rosso / + roue 19"/ + étrier rouge / + rueda 19"/ + pinza rojo
 3) + 17" wheel/ + ruota 17"/ + roue 17"/ + ruoda 17"
 4) + 18" wheel/ + ruota 18"/ + roue 18"/ + ruoda 18"
 5) + 17" wheel/ + red caliper / + ruota 17"/ + pinza rosso / + roue 17"/ + étrier rouge / + rueda 17"/ + pinza rojo



PORSCHE CAYENNE I (03-10)

	S 4.8	283	01.10	04.10	+ 18" Rad ¹⁾	24.8190-0937.2	620937	2	Warnkontakt L=237,4mm
	Turbo S 4.8	368	01.10	04.10	+ 18" Rad ¹⁾				
	3.0 TDI	176	02.09	04.10	+ 19" Rad/ + gelber Sattel ²⁾	24.8190-0937.2	620937	2	
	3.2	184	01.05	12.06	+ 19" Rad/ + gelber Sattel ²⁾				
	3.6	213	01.07	04.10	+ 19" Rad/ + gelber Sattel ²⁾				
	GTS 4.8	298	10.07	04.10	+ 19" Rad/ + gelber Sattel ²⁾				
	S 4.5	250	01.05	12.06	+ 19" Rad/ + gelber Sattel ²⁾				
	S 4.8	283	01.07	04.10	+ 19" Rad/ + gelber Sattel ²⁾				
	Turbo 4.5	331	01.05	12.06	+ 19" Rad/ + gelber Sattel ²⁾				
	Turbo S 4.5	368	01.04	04.10	+ 19" Rad/ + gelber Sattel ²⁾				
	Turbo S 4.5	383	01.04	04.10	+ 19" Rad/ + gelber Sattel ²⁾				
Turbo S 4.8	368	01.07	04.10	+ 19" Rad/ + gelber Sattel ²⁾					
Turbo S 4.8	397	02.07	04.10	+ 19" Rad/ + gelber Sattel ²⁾					
Turbo S 4.8	404	08.08	04.10	+ 19" Rad/ + gelber Sattel ²⁾					
	3.0 TDI	176	02.09	04.10		24.0128-0149.1	428149		330 28,0 26,0 V L +B
	3.2	184	01.05	12.06					
	3.6	213	01.07	04.10					
	GTS 4.8	298	10.07	04.10					
	S 4.5	250	01.05	12.06					
	S 4.8	283	01.07	04.10					
	Turbo 4.5	331	01.05	12.06					
	Turbo S 4.5	368	01.04	04.10					
	Turbo S 4.5	383	03.06	04.10					
	Turbo S 4.8	368	01.07	04.10					
	Turbo S 4.8	397	02.07	04.10					
Turbo S 4.8	404	08.08	04.10						
	3.0 TDI	176	02.09	04.10	+ 18" Rad ¹⁾	24.0128-0169.1	428169		358 28,0 26,0 V L +B
	3.2	184	01.05	12.06	+ 18" Rad ¹⁾				
	3.6	213	01.07	04.10	+ 18" Rad ¹⁾				
	GTS 4.8	298	10.07	04.10	+ 18" Rad ¹⁾				
	S 4.5	250	01.05	12.06	+ 18" Rad ¹⁾				
	S 4.8	283	01.07	04.10	+ 18" Rad ¹⁾				
	Turbo 4.5	331	01.05	12.06	+ 18" Rad ¹⁾				
	Turbo S 4.5	368	01.04	04.10	+ 18" Rad ¹⁾				
	Turbo S 4.5	383	03.06	04.10	+ 18" Rad ¹⁾				
	Turbo S 4.8	368	01.07	04.10	+ 18" Rad ¹⁾				
	Turbo S 4.8	397	02.07	04.10	+ 18" Rad ¹⁾				
Turbo S 4.8	404	08.08	04.10	+ 18" Rad ¹⁾					
	3.0 TDI	176	02.09	04.10		24.0711-5401.3	360330		Radsensor
	3.2	184	10.03	12.06					
	3.6	213	01.07	04.10					
	GTS 4.8	298	10.07	04.10					
	S 4.5	250	09.02	12.06					
	S 4.8	283	01.07	04.10					
	Turbo 4.5	331	09.02	12.06					
	Turbo S 4.5	368	01.04	04.10					
	Turbo S 4.5	383	01.04	04.10					
	Turbo S 4.8	368	01.07	04.10					
	Turbo S 4.8	397	02.07	04.10					
Turbo S 4.8	404	08.08	04.10						
	3.0 TDI	176	02.09	04.10		03.0137-0451.2	650451		210 x 30 Bremsbacken-Zubehör
	3.2	184	10.03	12.06					
	3.6	213	01.07	04.10					
	GTS 4.8	298	10.07	04.10					
	S 4.5	250	09.02	12.06					
	S 4.8	283	01.07	04.10					
	Turbo 4.5	331	09.02	12.06					
	Turbo S 4.5	368	01.07	04.10					
	Turbo S 4.5	383	01.07	04.10					
	Turbo S 4.8	368	02.07	04.10					
	Turbo S 4.8	397	02.07	04.10					
Turbo S 4.8	404	08.08	04.10						

PORSCHE CAYENNE II (10-)

	3.0 D	155	06.10		+ 18" Rad/ + schwarzer Sattel ³⁾	24.8190-0014.2	620014	2	Warnkontakt L=296mm
	3.0 D	180	06.10		+ 18" Rad/ + schwarzer Sattel ³⁾				
	3.0 D	193	10.14						
	3.0 S E-Hybrid	245	06.10		+ 18" Rad/ + schwarzer Sattel ³⁾				
	3.0 S E-Hybrid	306	10.14						
	3.6	220	06.10		+ 18" Rad/ + schwarzer Sattel ³⁾				
	3.6 GTS	324	02.15						
	3.6 S	309	10.14						
	4.2 S Diesel	281	10.12		+ 18" Rad/ + schwarzer Sattel ³⁾				
	4.2 S Diesel	283	10.14						
	4.8 GTS	309	06.12		+ 18" Rad/ + schwarzer Sattel ³⁾				
	4.8 S	294	06.10		+ 18" Rad/ + schwarzer Sattel ³⁾				
	4.8 Turbo	368	06.10		+ 18" Rad/ + schwarzer Sattel ³⁾				
	4.8 Turbo	382	10.14						
	4.8 Turbo S	405	10.12		+ 18" Rad/ + schwarzer Sattel ³⁾				
	4.8 Turbo S	419	01.15		+ 18" Rad/ + schwarzer Sattel ³⁾				
	3.0 D	155	06.10		+ 18"/19" Rad/+ silb.+elox.+roter Sattel ⁴⁾				
3.0 D	180	06.10		+ 18"/19" Rad/+ silb.+elox.+roter Sattel ⁴⁾					
3.0 D	193	10.14							
3.0 S E-Hybrid	245	06.10		+ 18"/19" Rad/+ silb.+elox.+roter Sattel ⁴⁾					
3.0 S E-Hybrid	306	10.14							
3.6	220	06.10		+ 18"/19" Rad/+ silb.+elox.+roter Sattel ⁴⁾					
3.6 GTS	324	02.15							
3.6 S	309	10.14							
4.2 S Diesel	281	10.12		+ 18"/19" Rad/+ silb.+elox.+roter Sattel ⁴⁾					
4.2 S Diesel	283	10.14							
4.8 GTS	309	06.12		+ 18"/19" Rad/+ silb.+elox.+roter Sattel ⁴⁾					

¹⁾ + 18" wheel / + ruota 18" / + roue 18" / + rueda 18"

²⁾ + 19" wheel/ + yellow caliper / + ruota 19" / + pinza giallo / + roue 19" / + étrier jaune / + rueda 19" / + pinza amarillo

³⁾ + 18" wheel/ + black caliper / + ruota 18" / + pinza nero / + roue 18" Rad/ + étrier noir / + rueda 18" / + pinza negro

⁴⁾ + 18"/19" wheel/ + silv.+elox.+red caliper / + ruota 18"/19"/+ arg.+elox.+pinza rosso / + roue 18"/19"/+ arg.+elox.+étrier rouge / + rueda 18"/19"/+ argent.+elox.+pinza rojo





PORSCHE CAYENNE II (10-)

	4.8 S	294	06.10	+ 18"/19" Rad/+ silb.+elox.+roter Sattel ¹⁾	24.8190-0014.2	620014	2		Warnkontakt L=296mm		
	4.8 Turbo	368	06.10	+ 18"/19" Rad/+ silb.+elox.+roter Sattel ¹⁾							
	4.8 Turbo	382	10.14								
	4.8 Turbo S	405	10.12	+ 18"/19" Rad/+ silb.+elox.+roter Sattel ¹⁾							
	4.8 Turbo S	419	01.15	+ 19" Rad/ + roter Sattel ²⁾							
	3.0 D	155	06.10	+ 19"/20" Rad/+ gelber Sattel ³⁾	24.8190-0939.2	620939	2				Warnkontakt L=330mm
	3.0 D	180	06.10	+ 19"/20" Rad/+ gelber Sattel ³⁾							
	3.0 D	193	10.14								
	3.0 S E-Hybrid	245	06.10	+ 19"/20" Rad/+ gelber Sattel ³⁾							
	3.0 S E-Hybrid	306	10.14								
	3.6	220	06.10	+ 19"/20" Rad/+ gelber Sattel ³⁾							
	3.6 GTS	324	02.15								
	3.6 S	309	10.14								
	4.2 S Diesel	281	10.12	+ 19"/20" Rad/+ gelber Sattel ³⁾							
	4.2 S Diesel	283	10.14								
4.8 GTS	309	06.12	+ 19"/20" Rad/+ gelber Sattel ³⁾								
4.8 S	294	06.10	+ 19"/20" Rad/+ gelber Sattel ³⁾								
4.8 Turbo	368	06.10	+ 19"/20" Rad/+ gelber Sattel ³⁾								
4.8 Turbo	382	10.14									
4.8 Turbo S	405	10.12	+ 19"/20" Rad/+ gelber Sattel ³⁾								
4.8 Turbo S	419	01.15	+ 19"/20" Rad/+ gelber Sattel ³⁾								
3.0 D	155	06.10	+ 18" Rad/ + grüner Sattel ⁴⁾	24.8190-0014.2	620014	2		Warnkontakt L=296mm			
3.0 D	180	06.10	+ 18" Rad/ + grüner Sattel ⁴⁾								
3.0 D	193	10.14									
3.0 S E-Hybrid	245	06.10	+ 18" Rad/ + grüner Sattel ⁴⁾								
3.0 S E-Hybrid	306	10.14									
3.6	220	06.10	+ 18" Rad/ + grüner Sattel ⁴⁾								
3.6 GTS	324	02.15									
3.6 S	309	10.14									
4.2 S Diesel	281	10.12	+ 18" Rad/ + grüner Sattel ⁴⁾								
4.2 S Diesel	283	10.14									
4.8 GTS	309	06.12	+ 18" Rad/ + grüner Sattel ⁴⁾								
4.8 S	294	06.10	+ 18" Rad/ + grüner Sattel ⁴⁾								
4.8 Turbo	368	06.10	+ 18" Rad/ + grüner Sattel ⁴⁾								
4.8 Turbo	382	10.14									
4.8 Turbo S	405	10.12	+ 18" Rad/ + grüner Sattel ⁴⁾								
4.8 Turbo S	419	01.15	+ 18" Rad/ + grüner Sattel ⁴⁾								
	3.0 D	155	06.10	+ 18" Rad/ + schwarzer Sattel ⁵⁾	24.0134-0123.1	434123			350 34,0 32,0 V L +B 350 34,0 32,0 V L +B		
	3.0 D	180	06.10	+ 18" Rad/ + schwarzer Sattel ⁵⁾							
	3.0 D	193	10.14								
	3.0 S E-Hybrid	245	06.10	+ 18" Rad/ + schwarzer Sattel ⁵⁾							
	3.0 S E-Hybrid	306	10.14								
	3.6	220	06.10	+ 18" Rad/ + schwarzer Sattel ⁵⁾							
	3.6 GTS	324	02.15								
	3.6 S	309	10.14								
	4.2 S Diesel	281	10.12	+ 18" Rad/ + schwarzer Sattel ⁵⁾							
	4.2 S Diesel	283	10.14								
	4.8 GTS	309	06.12	+ 18" Rad/ + schwarzer Sattel ⁵⁾							
	4.8 S	294	06.10	+ 18" Rad/ + schwarzer Sattel ⁵⁾							
	4.8 Turbo	368	06.10	+ 18" Rad/ + schwarzer Sattel ⁵⁾							
	4.8 Turbo	382	10.14								
	4.8 Turbo S	405	10.12	+ 18" Rad/ + schwarzer Sattel ⁵⁾							
4.8 Turbo S	419	01.15	+ 18" Rad/ + schwarzer Sattel ⁵⁾								
3.0 D	155	06.10	+ 18" Rad/ + grüner Sattel ⁴⁾	24.0136-0123.1	436123			360 36,0 34,0 V L +S +B 360 36,0 34,0 V L +S +B			
3.0 D	180	06.10	+ 18" Rad/ + grüner Sattel ⁴⁾								
3.0 D	193	10.14									
3.0 S E-Hybrid	245	06.10	+ 18" Rad/ + grüner Sattel ⁴⁾								
3.0 S E-Hybrid	306	10.14									
3.6	220	06.10	+ 18" Rad/ + grüner Sattel ⁴⁾								
3.6 GTS	324	02.15									
3.6 S	309	10.14									
4.2 S Diesel	281	10.12	+ 18" Rad/ + grüner Sattel ⁴⁾								
4.2 S Diesel	283	10.14									
4.8 GTS	309	06.12	+ 18" Rad/ + grüner Sattel ⁴⁾								
4.8 S	294	06.10	+ 18" Rad/ + grüner Sattel ⁴⁾								
4.8 Turbo	368	06.10	+ 18" Rad/ + grüner Sattel ⁴⁾								
4.8 Turbo	382	10.14									
4.8 Turbo S	405	10.12	+ 18" Rad/ + grüner Sattel ⁴⁾								
4.8 Turbo S	419	01.15	+ 18" Rad/ + grüner Sattel ⁴⁾								
	3.0 D	155	06.10		24.0711-5403.3	360361	2		Radsensor		
	3.0 D	180	06.10								
	3.0 D	193	10.14								
	3.0 S E-Hybrid	245	06.10								
	3.0 S E-Hybrid	306	10.14								
	3.6	220	06.10								
	3.6 GTS	324	02.15								
	3.6 S	309	10.14								
	4.2 S Diesel	281	10.12								
	4.2 S Diesel	283	10.14								
	4.8 GTS	309	06.12								
	4.8 S	294	06.10								
	4.8 Turbo	368	06.10								
	4.8 Turbo	382	10.14								
	4.8 Turbo S	405	10.12								
4.8 Turbo S	419	01.15									

¹⁾ + 18"/19" wheel/ + silv.+elox.+red caliper / + ruota 18"/19"/+ arg.+elox.+pinza rosso / + roue 18"/19"/+ arg.+elox.+étrier rouge / + rueda 18"/19"/+ argent..+elox.+pinza rojo

²⁾ + 19" wheel/ + red caliper / + ruota 19"/ + pinza rosso / + roue 19"/ + étrier rouge / + rueda 19"/ + pinza rojo

³⁾ + 19"/20" wheel/ + yellow caliper / + ruota 19"/20"/ + pinza giallo / + roue 19"/20"/ + étrier jaune / + rueda 19"/20"/ + pinza amarillo

⁴⁾ + 18" wheel/ + green caliper / + ruota 18"/ + pinza verde / + roue 18"/ + étrier vert / + rueda 18"/ + pinza verde

⁵⁾ + 18" wheel/ + black caliper / + ruota 18"/ + pinza nero / + roue 18" Rad/ + étrier noir / + rueda 18"/ + pinza negro



PORSCHE CAYENNE II (10-)

	3.0 D	155	06.10	+ 17"/18" Rad/+ silb.+ silb.eloxiert+roter Sattel 1)	24.8190-0015.2	620015	2		Warnkontakt L=138mm
	3.0 D	180	06.10	+ 17"/18" Rad/+ silb.+ silb.eloxiert+roter Sattel 1)					
	3.0 D	193	10.14						
	3.0 S E-Hybrid	245	06.10	+ 17"/18" Rad/+ silb.+ silb.eloxiert+roter Sattel 1)					
	3.0 S E-Hybrid	306	10.14						
	3.6	220	06.10	+ 17"/18" Rad/+ silb.+ silb.eloxiert+roter Sattel 1)					
	3.6 GTS	324	02.15						
	3.6 S	309	10.14						
	4.2 S Diesel	281	10.12	+ 17"/18" Rad/+ silb.+ silb.eloxiert+roter Sattel 1)					
	4.2 S Diesel	283	10.14						
	4.8 GTS	309	06.12	+ 17"/18" Rad/+ silb.+ silb.eloxiert+roter Sattel 1)					
	4.8 S	294	06.10	+ 17"/18" Rad/+ silb.+ silb.eloxiert+roter Sattel 1)					
	4.8 Turbo	368	06.10	+ 17"/18" Rad/+ silb.+ silb.eloxiert+roter Sattel 1)					
	4.8 Turbo	382	10.14						
4.8 Turbo S	405	10.12	+ 17"/18" Rad/+ silb.+ silb.eloxiert+roter Sattel 1)						
4.8 Turbo S	419	01.15	+ 18" Rad 2)						
	3.0 D	155	06.10	+ 18" plus Rad/ + roter Sattel 3)	24.8190-0015.2	620015	2		Warnkontakt L=138mm
	3.0 D	180	06.10	+ 18" plus Rad/ + roter Sattel 3)					
	3.0 D	193	10.14						
	3.0 S E-Hybrid	245	06.10	+ 18" plus Rad/ + roter Sattel 3)					
	3.0 S E-Hybrid	306	10.14						
	3.6	220	06.10	+ 18" plus Rad/ + roter Sattel 3)					
	3.6 GTS	324	02.15						
	3.6 S	309	10.14						
	4.2 S Diesel	281	10.12	+ 18" plus Rad/ + roter Sattel 3)					
	4.2 S Diesel	283	10.14						
	4.8 GTS	309	06.12	+ 18" plus Rad/ + roter Sattel 3)					
	4.8 S	294	06.10	+ 18" plus Rad/ + roter Sattel 3)					
	4.8 Turbo	368	06.10	+ 18" plus Rad/ + roter Sattel 3)					
	4.8 Turbo	382	10.14						
4.8 Turbo S	405	10.12	+ 18" plus Rad/ + roter Sattel 3)						
4.8 Turbo S	419	01.15	+ 18" plus Rad/ + roter Sattel 3)						
	3.0 D	155	06.10	+ 19" Rad/ + gelber Sattel 4)	24.8190-0940.2	620940	2		Warnkontakt L=185mm
	3.0 D	180	06.10	+ 19" Rad/ + gelber Sattel 4)					
	3.0 D	193	10.14						
	3.0 S E-Hybrid	245	06.10	+ 19" Rad/ + gelber Sattel 4)					
	3.0 S E-Hybrid	306	10.14						
	3.6	220	06.10	+ 19" Rad/ + gelber Sattel 4)					
	3.6 GTS	324	02.15						
	3.6 S	309	10.14						
	4.2 S Diesel	281	10.12	+ 19" Rad/ + gelber Sattel 4)					
	4.2 S Diesel	283	10.14						
	4.8 GTS	309	06.12	+ 19" Rad/ + gelber Sattel 4)					
	4.8 S	294	06.10	+ 19" Rad/ + gelber Sattel 4)					
	4.8 Turbo	368	06.10	+ 19" Rad/ + gelber Sattel 4)					
	4.8 Turbo	382	10.14						
4.8 Turbo S	405	10.12	+ 19" Rad/ + gelber Sattel 4)						
4.8 Turbo S	419	01.15	+ 19" Rad/ + gelber Sattel 4)						
	3.0 D	155	06.10	+ 17"/18" Rad/+ silb.+ silb.eloxiert+roter Sattel 1)	24.0128-0149.1	428149			330 28,0 26,0 V L +B
	3.0 D	180	06.10	+ 17"/18" Rad/+ silb.+ silb.eloxiert+roter Sattel 1)					
	3.0 D	193	10.14	+ 17"/18" Rad/+ silb.+ silb.eloxiert+roter Sattel 1)					
	3.0 S E-Hybrid	245	06.10	+ 17"/18" Rad/+ silb.+ silb.eloxiert+roter Sattel 1)					
	3.0 S E-Hybrid	306	10.14	+ 17"/18" Rad/+ silb.+ silb.eloxiert+roter Sattel 1)					
	3.6	220	06.10	+ 17"/18" Rad/+ silb.+ silb.eloxiert+roter Sattel 1)					
	3.6 GTS	324	02.15	+ 17"/18" Rad/+ silb.+ silb.eloxiert+roter Sattel 1)					
	3.6 S	309	10.14	+ 17"/18" Rad/+ silb.+ silb.eloxiert+roter Sattel 1)					
	4.2 S Diesel	281	10.12	+ 17"/18" Rad/+ silb.+ silb.eloxiert+roter Sattel 1)					
	4.2 S Diesel	283	10.14	+ 17"/18" Rad/+ silb.+ silb.eloxiert+roter Sattel 1)					
	4.8 GTS	309	06.12	+ 17"/18" Rad/+ silb.+ silb.eloxiert+roter Sattel 1)					
	4.8 S	294	06.10	+ 17"/18" Rad/+ silb.+ silb.eloxiert+roter Sattel 1)					
	4.8 Turbo	368	06.10	+ 17"/18" Rad/+ silb.+ silb.eloxiert+roter Sattel 1)					
	4.8 Turbo	382	10.14	+ 17"/18" Rad/+ silb.+ silb.eloxiert+roter Sattel 1)					
4.8 Turbo S	405	10.12	+ 17"/18" Rad/+ silb.+ silb.eloxiert+roter Sattel 1)						
4.8 Turbo S	419	01.15	+ 18" Rad 2)						
	3.0 D	155	06.10	+ 18" plus Rad/ + roter Sattel 3)	24.0128-0169.1	428169			358 28,0 26,0 V L +B
	3.0 D	180	06.10	+ 18" plus Rad/ + roter Sattel 3)					
	3.0 D	193	10.14	+ 18" plus Rad/ + roter Sattel 3)					
	3.0 S E-Hybrid	245	06.10	+ 18" plus Rad/ + roter Sattel 3)					
	3.0 S E-Hybrid	306	10.14	+ 18" plus Rad/ + roter Sattel 3)					
	3.6	220	06.10	+ 18" plus Rad/ + roter Sattel 3)					
	3.6 GTS	324	02.15	+ 18" plus Rad/ + roter Sattel 3)					
	3.6 S	309	10.14	+ 18" plus Rad/ + roter Sattel 3)					
	4.2 S Diesel	281	10.12	+ 18" plus Rad/ + roter Sattel 3)					
	4.2 S Diesel	283	10.14	+ 18" plus Rad/ + roter Sattel 3)					
	4.8 GTS	309	06.12	+ 18" plus Rad/ + roter Sattel 3)					
	4.8 S	294	06.10	+ 18" plus Rad/ + roter Sattel 3)					
	4.8 Turbo	368	06.10	+ 18" plus Rad/ + roter Sattel 3)					
	4.8 Turbo	382	10.14	+ 18" plus Rad/ + roter Sattel 3)					
4.8 Turbo S	405	10.12	+ 18" plus Rad/ + roter Sattel 3)						
4.8 Turbo S	419	01.15	+ 18" plus Rad/ + roter Sattel 3)						
	3.0 D	155	06.10		24.0711-5403.3	360361	2		Radsensor
	3.0 D	180	06.10						
	3.0 D	193	10.14						
	3.0 S E-Hybrid	245	06.10						
	3.0 S E-Hybrid	306	10.14						
	3.6 GTS	324	02.15						

1) + 17"/18" wheel/+ silv.+elox.+red caliper / + ruota 17"/18"/+ pinza argento+elox.+rosso / + roue 17"/18"/+ étrier arg.+elox.+rouge / + rueda 17"/18"/+ pinza argent.+elox.+rojo

2) + 18" wheel / + ruota 18" / + roue 18" / + rueda 18"

3) + 18" plus wheel/ + red caliper / + ruota 18" plus / + pinza rosso / + roue 18" plus / + étrier rouge / + rueda 18" plus / + pinza rojo

4) + 19" wheel/ + yellow caliper / + ruota 19" / + pinza giallo / + roue 19" / + étrier jaune / + rueda 19" / + pinza amarillo





PORSCHE CAYENNE II (10-)

	3.6 S 4.2 S Diesel 4.2 S Diesel 4.8 GTS 4.8 S 4.8 Turbo 4.8 Turbo 4.8 Turbo S 4.8 Turbo S	309 281 283 309 294 368 382 405 419		10.14 10.12 10.14 06.12 06.10 06.10 10.14 10.12 01.15			24.0711-5403.3	360361	2		Radsensor
	3.0 D 3.0 D 3.0 S E-Hybrid 3.6 4.8 S 4.8 Turbo	155 180 245 220 294 368		06.10 12.10 06.10 12.10 06.10 12.10			03.0137-3019.2 03.0137-9288.2	653019 669288			210 x 30 Bremsbacken-Zubehör
	3.0 D 3.0 D 3.0 D 3.0 S E-Hybrid 3.0 S E-Hybrid 3.6 3.6 GTS 3.6 S 4.2 S Diesel 4.2 S Diesel 4.8 GTS 4.8 S 4.8 Turbo 4.8 Turbo 4.8 Turbo S 4.8 Turbo S	155 180 193 245 306 220 324 309 281 283 309 294 368 382 405 419		01.11 01.11 10.14 01.11 10.14 01.11 02.15 10.14 10.12 10.14 06.12 01.11 01.11 10.14 10.12 01.15			03.0137-3019.2	653019			210 x 30

PORSCHE CAYMAN (987C) (05-12)


	2.7 2.9 3.4 S 3.4 S 3.4 S Sport R 3.4	180 195 217 235 223 243		05.06 05.12 11.05 05.12 02.09 05.12 11.10 05.12			13.0460-4815.2 13.0470-4814.2 24.8190-0934.2 24.8190-0933.2	604815 LD4814 620934 620933	1 1 1 1		21937 15,5 /WE 21937 15,5 /WE Warnkontakt L=295mm Warnkontakt L=305mm	BRE BRE
	2.7 2.9 3.4 S 3.4 S 3.4 S Sport R 3.4	180 195 217 235 223 243		05.06 05.12 11.05 05.12 02.09 05.12 11.10 05.12			24.8190-0025.2 24.8190-0024.2	620025 620024	1 1		Warnkontakt L=349,6mm Warnkontakt L=369,6mm	
	3.4 S 3.4 S 3.4 S Sport R 3.4	235 223 243		11.05 05.12 02.09 05.12 08.08 05.12 11.10 05.12			24.8190-0025.2 24.8190-0024.2 24.8190-0935.2	620025 620024 620935	1 1 1	- Keramikbremse ¹⁾ - Keramikbremse ¹⁾ - Keramikbremse ¹⁾	Warnkontakt L=349,6mm Warnkontakt L=369,6mm Warnkontakt L=315mm	
	2.7 2.9 3.4 S 3.4 S 3.4 S Sport R 3.4	180 195 217 235 223 243		05.06 05.12 11.05 05.12 02.09 05.12 11.10 05.12			24.0124-0211.1 24.0124-0210.1	424211 424210	1 1		298 24,0 22,0 V L + B 298 24,0 22,0 V L + B	
	2.7 2.9 3.4 S 3.4 S Sport R 3.4	180 195 235 223 243		05.06 05.12 02.09 05.12 08.08 05.12 11.10 05.12			24.0128-0131.1 24.0128-0130.1	428131 428130	1 1	- Keramikbremse ¹⁾ - Keramikbremse ¹⁾	318 28,0 26,0 V L + B 318 28,0 26,0 V L + B	
	2.7 2.9 3.4 S 3.4 S Sport R 3.4	180 195 235 223 243		05.06 05.12 02.09 05.12 08.08 05.12 11.10 05.12			13.0460-4816.2 24.8190-0932.2	604816 620932	2		24541 15,5 +/WE Warnkontakt L=461mm	BRE
	3.4 S R 3.4	217 243		11.05 05.12 11.10 05.12			13.0460-4816.2 24.8190-0922.2	604816 620922	2	- Keramikbremse ¹⁾	24541 15,5 +/WE Warnkontakt L=440mm	BRE
	3.4 S	217		11.05 05.12			13.0460-4988.2 24.8190-0922.2	604988 620922	2	- Keramikbremse ¹⁾ - Keramikbremse ¹⁾	21792 15,5 /WE Warnkontakt L=440mm	BRE
	2.7 2.9 3.4 S	180 195 217		05.06 05.12 11.05 05.12			24.0120-0212.1	420212			299 20,0 18,0 V L + B	
	2.7 3.4 S	180 217		05.06 05.12 11.05 05.12			03.0137-3002.2	653002			180 x 25	

PORSCHE CAYMAN (981C) (13-)

	2.7 3.4 GTS 3.4 S	202 250 239		03.13 02.14 03.13			24.8190-0069.2	620069	2	- Keramikbremse ¹⁾	Warnkontakt L=248mm	
	2.7 3.4 GTS 3.4 S	202 250 239		03.13 02.14 03.13			24.8190-0069.2	620069	2	- Keramikbremse ¹⁾	Warnkontakt L=248mm	
	2.7 3.4 GTS 3.4 S	202 250 239		03.13 02.14 03.13			24.0128-0273.1 24.0128-0260.1	428273 428260	1 1	- Keramikbremse ¹⁾ - Keramikbremse ¹⁾	315 28,0 26,0 V L + B 315 28,0 26,0 V L + B	
	2.7 3.4 GTS 3.4 S	202 250 239		03.13 02.14 03.13			13.0460-4816.2 24.8190-0070.2	604816 620070	2	- Keramikbremse ¹⁾	24541 15,5 +/WE Warnkontakt L=268mm	BRE
	2.7 3.4 GTS 3.4 S	202 250 239		03.13 02.14 03.13			24.8190-0070.2	620070	2		Warnkontakt L=268mm	
	2.7 3.4 GTS 3.4 S	202 250 239		03.13 02.14 03.13			24.0120-0212.1	420212		- Keramikbremse ¹⁾	299 20,0 18,0 V L + B	

¹⁾ - ceramic brake / - freno in ceramica / - frein de céramique / - freno de cerámica





PORSCHE MACAN (13-)




























	2.0	174	07.14 11.13 11.13 11.13	+ Bremsscheibendurchm. 350 mm ¹⁾ + Bremsscheibendurchm. 350 mm ¹⁾ + Bremsscheibendurchm. 350 mm ¹⁾ + Bremsscheibendurchm. 350 mm ¹⁾	13.0460-4852.2	604852		24553 15,8 /WE	BRE
	3.0 S	250							
	3.0 S Diesel								
	3.6 Turbo	294							
	2.0	174	07.14 11.13 11.13 11.13	+ Bremsscheibendurchm. 360 mm ²⁾ + Bremsscheibendurchm. 360 mm ²⁾ + Bremsscheibendurchm. 360 mm ²⁾ + Bremsscheibendurchm. 360 mm ²⁾	13.0460-4852.2	604852		24553 15,8 /WE	BRE
	3.0 S	250							
	3.0 S Diesel								
	3.6 Turbo	294							
	2.0	174	07.14 11.13 11.13 11.13	+ Bremsscheibendurchm. 345 mm ³⁾ + Bremsscheibendurchm. 345 mm ³⁾ + Bremsscheibendurchm. 345 mm ³⁾ + Bremsscheibendurchm. 345 mm ³⁾	24.0130-0222.1	430222		345 30,0 28,0 V L +S +B	
	3.0 S	250							
	3.0 S Diesel								
	3.6 Turbo	294							
	2.0	174	07.14 11.13 11.13 11.13	+ Bremsscheibendurchm. 330 mm ⁴⁾ + Bremsscheibendurchm. 330 mm ⁴⁾ + Bremsscheibendurchm. 330 mm ⁴⁾ + Bremsscheibendurchm. 330 mm ⁴⁾	13.0460-2770.2	602770	2	elektrische Feststellbremse ⁵⁾ elektrische Feststellbremse ⁵⁾	25214 17,4 +/WK/Zub/S LUC 25214 17,4 +/WK/Zub/S LUC Warnkontakt L=217mm
	3.0 S	250							
	3.0 S Diesel								
	3.6 Turbo	294							
	2.0	174	07.14 11.13 11.13 11.13	+ Bremsscheibendurchm. 356 mm ⁶⁾ + Bremsscheibendurchm. 356 mm ⁶⁾ + Bremsscheibendurchm. 356 mm ⁶⁾ + Bremsscheibendurchm. 356 mm ⁶⁾	24.8190-0313.2	620313	2		Warnkontakt L=217mm
	3.0 S	250							
	3.0 S Diesel								
	3.6 Turbo	294							
	2.0	174	07.14 11.13 11.13 11.13		24.0122-0272.1	422272		elektrische Feststellbremse ⁵⁾	330 21,9 20,0 V L +S +B
	3.0 S	250							
	3.0 S Diesel								
	3.6 Turbo	294							

PORSCHE PANAMERA (10-)

	3.0 D	155	08.11 08.11 01.14 03.11 05.10 05.10		24.8190-0014.2	620014	2	- Keramikbremse ⁷⁾	Warnkontakt L=296mm
	3.0 D	184							
	3.0 D	221							
	3.0 S Hybrid								
	3.6	220							
	3.6 4	220							
	3.0 4S	309	07.13 07.13		24.8190-0014.2	620014	2	- Keramikbremse ⁷⁾	Warnkontakt L=296mm
	3.0 S	309							
	3.0 4S	309							
	3.0 D	155							
	3.0 D	184							
	3.0 D	221							
	3.0 S	309	07.13 08.11 08.11 01.14 07.13 03.11 05.10 05.10		24.8190-0939.2	620939	2	+ Keramikbremse ⁸⁾	Warnkontakt L=330mm
	3.0 S Hybrid								
	3.6	220							
	3.6 4	220							
	4.8 4S	294							
	4.8 GTS	316							
	4.8 S	294	09.09 01.12 09.09 09.09 05.11 01.14		13.0460-4852.2	604852	2	- Keramikbremse ⁷⁾ - Keramikbremse ⁷⁾	24553 15,8 /WE Warnkontakt L=330mm
	4.8 Turbo	368							
	4.8 Turbo S	404							
	4.8 Turbo S	419							
	4.8 4S	294							
	4.8 GTS	316							
	4.8 S	294	09.09 01.12 09.09 09.09 05.11 01.14		24.8190-0939.2	620939	2	+ Keramikbremse ⁸⁾	Warnkontakt L=330mm
	4.8 Turbo	368							
	4.8 Turbo S	404							
	4.8 Turbo S	419							
	3.0 4S	309							
	3.0 D	155							
	3.0 D	184	08.11 08.11 01.14 07.13 03.11 05.10 05.10		24.0136-0128.1	436128	2	- Keramikbremse ⁷⁾ - Keramikbremse ⁷⁾	360 36,0 34,0 V L +S +B 360 36,0 34,0 V L +S +B
	3.0 D	221							
	3.0 S	309							
	3.0 S Hybrid								
	3.6	220							
	3.6 4	220							
	4.8 4S	294	09.09 01.12 09.09		24.8190-0940.2	620940	2		Warnkontakt L=185mm
	4.8 GTS	316							
	4.8 S	294							
	3.0 D	155							
	3.0 D	184							
	3.0 D	221							
	3.0 S Hybrid		08.11 08.11 01.14 03.11 05.10 05.10		24.8190-0015.2	620015	2		Warnkontakt L=138mm
	3.6	220							
	3.6 4	220							
	3.0 4S	309							
	3.0 S	309							
	4.8 Turbo	368							
	4.8 Turbo S	404	07.13 09.09 05.11 01.14		24.8190-0940.2	620940	2		Warnkontakt L=185mm
	4.8 Turbo S	419							
	3.0 4S	309							
	3.0 D	155							
	3.0 D	184							
	3.0 D	221							
	3.0 S	309	07.13 08.11 08.11 01.14 07.13 03.11		24.8190-0940.2	620940	2		Warnkontakt L=185mm
	3.0 S Hybrid								















¹⁾ + brake disc diameter 350mm / + diametro dischi freno 350mm / + diamètre disques frein 350mm / + diámetro disco freno 350mm
²⁾ + brake disc diameter 360mm / + diametro dischi freno 360mm / + diamètre disques frein 360mm / + diámetro disco freno 360mm
³⁾ + brake disc diameter 345mm / + diametro dischi freno 345mm / + diamètre disques frein 345mm / + diámetro disco freno 345mm
⁴⁾ + brake disc diameter 330mm / + diametro dischi freno 330mm / + diamètre disques frein 330mm / + diámetro disco freno 330mm
⁵⁾ electric parking brake / fr.di stazionamento elettrico / frein à main électrique / freno de mano eléctrico
⁶⁾ + brake disc diameter 356mm / + diametro dischi freno 356mm / + diamètre disques frein 356mm / + diámetro disco freno 356mm
⁷⁾ - ceramic brake / - freno in ceramica / - frein de céramique / - freno de cerámica
⁸⁾ + ceramic brake / + freno di ceramica / + frein de céramique / + freno de cerámica



								
PORSCHE PANAMERA (10-)								
	3.6 3.6 4 4.8 4S 4.8 GTS 4.8 S 4.8 Turbo 4.8 Turbo S 4.8 Turbo S	220 220 294 316 294 368 404 419	05.10 05.10 09.09 01.12 09.09 09.09 05.11 01.14		24.8190-0940.2	620940	2	Warnkontakt L=185mm
	3.0 4S 3.0 D 3.0 D 3.0 D 3.0 S 3.0 S Hybrid 3.6 3.6 4 4.8 4S 4.8 GTS 4.8 S	309 155 184 221 309 220 220 294 316 294	07.13 08.11 08.11 01.14 07.13 03.11 05.10 05.10 09.09 01.12 09.09		24.0128-0282.1 24.0128-0283.1	428282 428283	<input type="checkbox"/> - Keramikbremse ¹⁾ <input type="checkbox"/> - Keramikbremse ¹⁾	330 28,0 26,0 V L +S +B 330 28,0 26,0 V L +S +B
PROTON JUMBUCK Pick-up (02-)								
	1.5	64	05.02		24.0118-0120.1	418120		236 18,0 16,4 V +B
PROTON PERSONA 300 / 400 (94-00)								
	1.5 GLi 2.0 TD 1.6 GLX 1.8 GLX	66 83 85	01.94 07.00 09.96 07.00 01.94 07.00 05.96 07.00		13.0460-5953.2 13.0460-0233.2 13.0460-5952.2	605953 610233 605952		21650 15,0 SUM Belagsatz-Zubehör SUM 21647 16,0 +/-WK SUM
	1.5 GLi 2.0 TD	66	01.94 07.00 09.96 07.00		24.0118-0120.1	418120		236 18,0 16,4 V +B
	1.6 GLX 1.8 GLX	83 85	01.94 07.00 05.96 07.00		13.0460-5826.2	605826		21872 14,5 +/-WK AKE
	1.5 GLi 2.0 TD	66	01.94 07.00 09.96 07.00		03.0137-0216.2 03.0137-9107.2	650216 669107		180 x 37 HEB Bremsbacken-Zubehör
PROTON SATRIA (00-)								
	1.3 i 12V 1.5 i 12V 1.8 GTi 16V	55 64 103	08.00 07.00 08.00		13.0460-5953.2 13.0460-0233.2 13.0460-5952.2	605953 610233 605952		21650 15,0 SUM Belagsatz-Zubehör SUM 21647 16,0 +/-WK SUM
	1.3 i 12V 1.5 i 12V	55 64	08.00 07.00		24.0113-0186.1 24.0118-0120.1	413186 418120		234 13,0 11,4 236 18,0 16,4 V +B
	1.8 GTi 16V	103	08.00		13.0460-5826.2	605826		21872 14,5 +/-WK AKE
PROTON WIRA (00-05)								
	1.3 i 12V 1.5 i 12V	55 64	08.00 09.05 08.00 09.05		13.0460-5953.2 13.0460-0233.2	605953 610233		21650 15,0 SUM Belagsatz-Zubehör SUM
	1.3 i 12V 1.5 i 12V	55 64	08.00 09.05 08.00 09.05		24.0113-0186.1 24.0118-0120.1	413186 418120		234 13,0 11,4 236 18,0 16,4 V +B
RENAULT AVANTIME (01-03)								
	2.0 16V Turbo 3.0 V6 2.2 dCi	120 152 110	11.01 06.03 09.01 06.03 05.02 06.03		13.0460-2870.2 13.0460-2870.2	602870 602870		23099 18,4 /S LUC Gleitbleche vor dem Einbau entfernen ²⁾ 23099 18,4 /S LUC
	2.0 16V Turbo 2.2 dCi 3.0 V6	120 110 152	11.01 06.03 05.02 06.03 09.01 06.03		24.0128-0134.1	428134		305 28,0 26,0 V +B
	2.0 16V Turbo 2.2 dCi 3.0 V6	120 110 152	11.01 06.03 05.02 06.03 09.01 06.03		13.0460-2845.2 13.0470-2845.2 13.0460-0077.2	602845 LD2845 610077		23554 16,4 /Zub/S LUC 23554 16,4 /Zub/S LUC Belagsatz-Zubehör LUC
	2.0 16V Turbo 2.2 dCi 3.0 V6	120 110 152	11.01 06.03 05.02 06.03 09.01 06.03		24.0111-0151.1	411151		265 10,5 9,5 +B
RENAULT CAPTUR (J87) (13-)								
	0.9 TCe 90 1.2 TCe 120 1.5 dCi 110 1.5 dCi 90	66 88 81 66	06.13 06.13 01.15 06.13		13.0460-2709.2 13.0470-2709.2 13.0460-7266.2 13.0470-7266.2	602709 LD2709 607266 LD7266		23973 17,4 /Zub/S LUC 23973 17,4 /Zub/S LUC 24538 17,9 + ATE 24538 17,9 + ATE
	0.9 TCe 90 1.2 TCe 120 1.5 dCi 110 1.5 dCi 90	66 88 81 66	06.13 06.13 01.15 06.13		24.0122-0270.1 24.0124-0253.1	422270 424253		258 22,0 19,8 V L +S +B 280 24,0 21,8 V L +S +B

¹⁾ - ceramic brake / - freno in ceramica / - frein de céramique / - freno de cerámica

²⁾ remove sliding plates before installation / rimuovere le lamiere di scorrimento prima del montaggio / retirer les plaques coulissantes avant le montage / elimine las chapas de deslizamiento antes del montaje

										
RENAULT CAPTUR (J87) (13-)										
	0.9 TCe 90 1.2 TCe 120 1.5 dCi 110 1.5 dCi 90	66 88 81 66	06.13 06.13 01.15 06.13		03.0137-0496.2 03.0137-9228.2	650496 669228		228 x 42 HEB Bremsbacken-Zubehör	BDX BDX	
	0.9 TCe 90	66	06.13		03.0520-7919.3	697919		19,05/228x42 TopKit		
RENAULT CLIO I Limousine (B/C 57_) (90-98)										
	1.1	34	01.91	04.92	13.0460-3955.2 13.0460-2834.2 13.0460-0423.2	603955 602834 610423		21097 15,0 +/WK 21463 18,0 /WK/S Belagsatz-Zubehör	BDX LUC BDX	
	1.1 1.2 1.2 (5/357F/J/L/R) 1.2 (5/357K.5/357Y) 1.2 (5/357K.5/357Y) 1.2 (B/C 577) 1.2 (B/C 57A/S) 1.2 (B/C 57R) 1.4 1.4 (B/C 57J) 1.4 (B/C 57T/Y) 1.7 1.8 1.8 (B/C 578) 1.8 (B/C 57C/U) 1.8 16V 1.8 Rsi (B/C 579) 1.8 Rsi (B/C 57H) 1.9 D 1.9 D Electric Williams (B/C 57M)	34 44 43 40 43 40 43 40 59 55 58 68 70 66 65 99 80 79 40 47 21 108	05.92 05.90 10.94 01.96 01.96 01.96 05.90 01.91 01.91 01.91 01.91 04.95 01.91 01.91 08.94 01.91 08.91 01.93 08.95 01.97 01.91 05.96 01.94	09.98 03.96 09.98 09.98 09.98 12.96 09.98 01.96 09.98 09.98 04.95 09.98 06.94 08.95 09.98 09.98 09.98 09.98 09.98 09.98 02.98 09.98		13.0460-3911.2 13.0460-2834.2 13.0460-0411.2	603911 602834 610411		20905 18,0 +/WK 21463 18,0 /WK/S Belagsatz-Zubehör	BDX LUC BDX
	1.1	34	01.91	04.92	24.0108-0104.1	408104		238 8,2 7,0 +S +B		
	1.1 1.2 1.2 (5/357F/J/L/R) 1.2 (5/357K.5/357Y) 1.2 (5/357K.5/357Y) 1.2 (B/C 577) 1.2 (B/C 57A/S) 1.2 (B/C 57R) 1.4 1.4 1.4 (B/C 57J) 1.4 (B/C 57J) 1.4 (B/C 57T/Y) 1.4 (B/C 57T/Y) 1.9 D Electric	34 44 43 40 43 40 43 40 59 59 55 55 58 58 47 21	05.92 05.90 10.94 01.96 01.96 05.90 01.91 01.91 01.91 01.91 01.91 01.91 01.91 05.96	09.98 03.96 09.98 09.98 09.98 12.96 09.98 01.96 03.96 + Automatikgetriebe 1) 09.98 + Schaltgetriebe 2) 03.96 + Automatikgetriebe 1) 09.98 + Schaltgetriebe 2) 03.96 + Automatikgetriebe 1) 09.98 + Schaltgetriebe 2) 01.94		24.0112-0116.1	412116		238 12,0 10,5 +S +B	
	1.4 1.4 (B/C 57J) 1.4 (B/C 57T/Y) 1.4 S 1.4 S (B/C 57J) 1.4 S (B/C 57T/Y) 1.7 1.8 1.8 (B/C 578) 1.8 (B/C 57C/U) 1.8 Rsi (B/C 579) 1.8 Rsi (B/C 57H) 1.9 D 1.9 D 1.8 16V Williams (B/C 57M)	59 55 58 59 55 58 68 70 66 65 80 79 40 47 99 108	04.96 04.96 04.96 01.91 01.91 01.91 01.91 01.91 08.94 01.91 01.93 08.95 02.94 08.91 01.94	09.98 + Automatikgetriebe 1) 09.98 + Automatikgetriebe 1) 09.98 + Automatikgetriebe 1) 09.98 09.98 09.98 04.95 09.98 09.98 09.98 09.98 09.98 09.98 06.94 09.98		24.0120-0125.1	420125		238 20,1 17,7 V +S +B	
	1.2 1.2 (5/357F/J/L/R) 1.2 (5/357K.5/357Y) 1.2 (5/357K.5/357Y) 1.2 (B/C 577) 1.2 (B/C 57A/S) 1.2 (B/C 57R) 1.4 1.4 (B/C 57J) 1.4 (B/C 57T/Y) 1.7 1.8 (357A) 1.8 (357D) 1.8 (357E) 1.8 (557A) 1.8 (557D) 1.8 (557U) 1.8 (B/C 578) 1.8 (B/C 57C/U)	44 43 40 43 40 43 40 59 55 58 68 70 70 70 70 70 66 65	05.90 10.94 01.96 01.96 01.96 05.90 01.91 01.91 01.91 12.93 10.94 10.94 10.94 08.94 08.94 09.96 08.94 12.93	03.96 + ABS 09.98 + ABS 09.98 + ABS 09.98 + ABS 12.96 + ABS 09.98 + ABS 01.96 + ABS 09.98 + ABS 09.98 + ABS 04.95 + ABS 09.98 + ABS 04.96 + ABS 04.96 + ABS 09.98 + ABS 09.98 + ABS 09.98 + ABS 09.98 + ABS		13.0460-3822.2	603822		21597 11,0 +/S	BDX

1) + autom.transmission / + scatola cambio automatico / + transmission automatique / + cambio automático

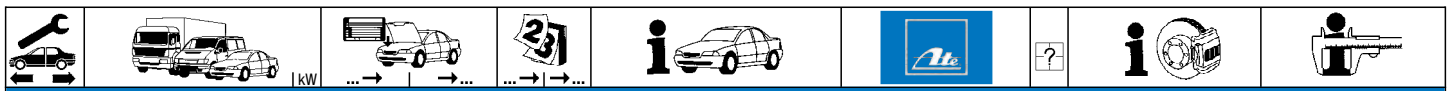
2) + manual transmission / + scatola cambio velocità / + transmission mécanique / + cambio de velocidad



RENAULT CLIO I Limousine (B/C 57_) (90-98)

	1.8 16V 99 1.8 Rsi (B/C 579) 80 1.8 Rsi (B/C 57H) 79 1.9 D 40 1.9 D 47 Williams (B/C 57M) 108	08.91 06.94 01.93 08.95 08.95 09.98 01.97 09.98 + ABS 01.91 09.98 + ABS 01.94 09.98	13.0460-3822.2 603822		21597 11,0 +/S BDX
	1.2 44 1.2 (5/357F/J/L/R) 43 1.2 (5/357K.5/357Y) 40 1.2 (5/357K.5/357Y) 43 1.2 (B/C 577) 40 1.2 (B/C 57A/S) 43 1.2 (B/C 57R) 40 1.4 59 1.4 (B/C 57J) 55 1.4 (B/C 57T/Y) 58 1.7 68 1.8 (357A) 70 1.8 (357D) 70 1.8 (357E) 70 1.8 (557A) 70 1.8 (557D) 70 1.8 (557U) 70 1.8 (B/C 578) 66 1.8 (B/C 57C/U) 65 1.8 16V 99 1.8 Rsi (B/C 579) 80 1.8 Rsi (B/C 57H) 79 1.9 D 40 1.9 D 47 Williams (B/C 57M) 108	05.90 03.96 + ABS 10.94 09.98 + ABS 01.96 09.98 + ABS 01.96 09.98 + ABS 01.96 12.96 + ABS 05.90 09.98 + ABS 01.91 01.96 + ABS 01.91 09.98 + ABS 01.91 09.98 + ABS 12.93 04.95 + ABS 10.94 09.98 + ABS 10.94 04.96 + ABS 10.94 04.96 08.94 09.98 + ABS 08.94 04.96 + ABS 09.96 09.98 + ABS 08.94 09.98 + ABS 12.93 09.98 + ABS 08.91 06.94 01.93 08.95 08.95 09.98 01.97 09.98 + ABS 01.91 09.98 + ABS 01.94 09.98	24.0108-0109.1 408109		238 8,0 7,0
	1.1 34 1.2 44 1.2 (5/357G) 43 1.2 (5/357K.5/357Y) 40 1.2 (5/357K.5/357Y) 43 1.2 (B 57N) 43 1.2 (B/C 577) 40 1.2 (B/C 57A/S) 43 1.2 (B/C 57R) 40 1.4 59 1.4 (B/C 57J) 55 1.4 (B/C 57T/Y) 58 1.7 68 1.8 (357A) 70 1.8 (357D) 70 1.8 (357E) 70 1.8 (557A) 70 1.8 (557D) 70 1.8 (B/C 578) 66 1.8 (B/C 57C/U) 65 1.9 D 40 1.9 D 47	01.91 09.98 05.90 03.96 - ABS 01.94 04.96 01.96 09.98 - ABS 01.96 09.98 - ABS 09.91 09.98 - ABS 01.96 12.96 - ABS 05.90 09.98 - ABS 01.91 01.96 - ABS 01.91 09.98 - ABS 01.91 09.98 - ABS 01.91 04.95 - ABS 10.94 09.98 - ABS 10.94 04.96 - ABS 10.94 04.96 08.94 09.98 - ABS 08.94 09.98 - ABS 08.94 09.98 - ABS 01.91 09.98 - ABS 01.97 09.98 - ABS 01.91 09.98 - ABS	03.0137-0209.2 650209 03.0137-9086.2 669086 03.0137-0201.2 650201 03.0137-9056.2 669056		180 x 42 BDX Bremsbacken-Zubehör BDX 180 x 41 HEB LUC Bremsbacken-Zubehör LUC
	Electric 21	05.96 02.98	03.0137-0271.2 650271		229 x 42 HEB LUC
	1.1 34 1.2 44 1.2 (5/357G) 43 1.2 (5/357K.5/357Y) 40 1.2 (5/357K.5/357Y) 43 1.2 (B 57N) 43 1.2 (B/C 577) 40 1.2 (B/C 57A/S) 43 1.2 (B/C 57R) 40 1.4 59 1.4 (B/C 57J) 55 1.4 (B/C 57T/Y) 58 1.7 68 1.8 (357A) 70 1.8 (357D) 70 1.8 (357E) 70 1.8 (557A) 70 1.8 (557D) 70 1.8 (B/C 578) 66 1.8 (B/C 57C/U) 65 1.9 D 40 1.9 D 47	01.91 09.98 05.90 03.96 - ABS 01.94 04.96 01.96 09.98 - ABS 01.96 09.98 - ABS 09.91 09.98 - ABS 01.96 12.96 - ABS 05.90 09.98 - ABS 01.91 01.96 - ABS 01.91 09.98 - ABS 01.91 09.98 - ABS 01.91 04.95 - ABS 10.94 09.98 - ABS 10.94 04.96 - ABS 10.94 04.96 08.94 09.98 - ABS 08.94 09.98 - ABS 08.94 09.98 - ABS 01.91 09.98 - ABS 01.97 09.98 - ABS 01.91 09.98 - ABS	24.0218-0032.1 480118 24.0218-0732.2 480207		180/181 x 53,5 - Lager 180/181 x 53,2 + Lager
	Electric 21	05.96 02.98	24.0222-8015.1 480055 24.0222-8019.2 480087		229/229,5 x 52,5 229/229,5 x 52,5
	1.1 34 1.2 44 1.2 (5/357G) 43 1.2 (5/357K.5/357Y) 40 1.2 (5/357K.5/357Y) 43 1.2 (B 57N) 43 1.2 (B/C 577) 40 1.2 (B/C 57A/S) 43 1.2 (B/C 57R) 40	01.91 09.98 05.90 03.96 - ABS 01.94 04.96 01.96 09.98 - ABS 01.96 09.98 - ABS 09.91 09.98 - ABS 01.96 12.96 - ABS 01.91 09.98 - ABS 01.91 01.96 - ABS	03.0420-1020.3 681020 03.0520-1020.3 691020 03.0520-6320.3 696320		20,64/180x42 Kit BDX 20,64/180x42 TopKit BDX 20,64/180x41 TopKit LUC





RENAULT CLIO I Limousine (B/C 57_) (90-98)

	1.4	59			01.91	09.98	- ABS		03.0420-1020.3	681020			20,64/180x42 Kit	BDX
	1.4 (B/C 57J)	55			01.91	09.98	- ABS		03.0520-1020.3	691020			20,64/180x42 TopKit	BDX
	1.4 (B/C 57T/Y)	58			01.91	09.98	- ABS		03.0520-6320.3	696320			20,64/180x41 TopKit	LUC
	1.7	68			04.91	04.95	- ABS							
	1.8 (357A)	70			10.94	09.98	- ABS							
	1.8 (357D)	70			10.94	04.96	- ABS							
	1.8 (557A)	70			08.94	04.96	- ABS							
	1.8 (557D)	70			08.94	04.96	- ABS							
	1.8 (B/C 578)	66			08.94	09.98	- ABS							
	1.8 (B/C 57C/U)	65			01.91	09.98	- ABS							
	1.9 D (B/C 576)	47			01.91	09.98	- ABS							
	1.9 D (B/C 57I)	47			07.92	09.98	- ABS							
	1.9 D (B/C 57L)	47			01.91	09.98	- ABS							

RENAULT CLIO I Kasten (S 57_) (91-98)

	1.1	34			01.91	04.92			13.0460-3955.2	603955			21097 15,0 +/WK	BDX
									13.0460-2834.2	602834			21463 18,0 /WK/S	LUC
									13.0460-0423.2	610423			Belagsatz-Zubehör	BDX
	1.1	34			05.92	09.98			13.0460-3911.2	603911			20905 18,0 +/WK	BDX
	1.2	40			01.91	09.98			13.0460-2834.2	602834			21463 18,0 /WK/S	LUC
	1.2	44			01.91	09.98			13.0460-0411.2	610411			Belagsatz-Zubehör	BDX
	1.9 D	48			01.91	09.98								
	1.1	34			01.91	04.92			24.0108-0104.1	408104			238 8,2 7,0 +S +B	
	1.1	34			05.92	09.98			24.0112-0116.1	412116			238 12,0 10,5 +S +B	
	1.2	40			01.91	09.98								
	1.2	44			01.91	09.98								
	1.9 D	48			01.91	01.94								
	1.9 D	48			02.94	09.98			24.0120-0125.1	420125			238 20,1 17,7 V +S +B	
	1.2	40			01.91	09.98	+ ABS		13.0460-3822.2	603822			21597 11,0 +/S	BDX
	1.2	44			01.91	09.98	+ ABS							
	1.9 D	48			01.91	09.98	+ ABS							
	1.2	40			01.91	09.98	+ ABS		24.0108-0109.1	408109			238 8,0 7,0	
	1.2	44			01.91	09.98	+ ABS							
	1.9 D	48			01.91	09.98	+ ABS							
	1.1	34			01.91	09.98			03.0137-0209.2	650209			180 x 42	BDX
	1.2	40			01.91	09.98	- ABS		03.0137-9086.2	669086			180 x 41 HEB	BDX
	1.2	44			01.91	09.98	- ABS		03.0137-0201.2	650201			180 x 41 HEB	LUC
	1.9 D	48			01.91	09.98	- ABS		03.0137-9056.2	669056			180 x 41 HEB	LUC
	1.1	34			01.91	09.98			24.0218-0032.1	480118			180/181 x 53,5 - Lager	
	1.2	40			01.91	09.98	- ABS		24.0218-0732.2	480207			180/181 x 53,2 + Lager	
	1.2	44			01.91	09.98	- ABS							
	1.9 D	48			01.91	09.98	- ABS							
	1.1	34			01.91	09.98			03.0420-1020.3	681020			20,64/180x42 Kit	BDX
	1.2	40			01.91	09.98	- ABS		03.0520-1020.3	691020			20,64/180x42 TopKit	BDX
	1.2	44			01.91	09.98	- ABS		03.0520-6320.3	696320			20,64/180x41 TopKit	LUC
	1.9 D	48			01.91	09.98	- ABS							

RENAULT CLIO II Limousine (BB_/CB_) (98-12)

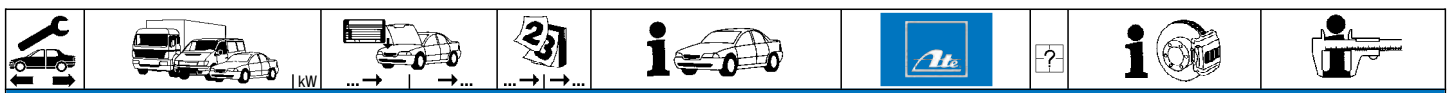
	1.0	40			02.00	05.01			13.0460-2834.2	602834			21463 18,0 /WK/S	LUC
	1.2	43			09.98	12.12								
	1.2	44			03.99	05.01								
	1.2 16V	55			06.01	12.12								
	1.4	55			09.98	05.05								
	1.4 16V	70			10.99	07.00								
	1.4 16V	72			08.00	12.12								
	1.5 dCi	47			06.05	12.12								
	1.5 dCi	48			06.01	12.12								
	1.5 dCi	50			08.04	12.12								
	1.5 dCi	59			06.01	10.03								
	1.5 dCi	60			06.01	12.12								
	1.5 dCi	62			02.07	12.12								
	1.5 dCi	74			01.04	12.12								
	1.6	66			09.98	05.05								
	1.6 16V	79			09.98	12.12								
	1.9 D	47			09.98	05.05								
	1.9 D	48			02.00	05.05								
	1.9 dTi	59			02.00	05.05								
	2.0 16V Sport	124			02.00	12.12			13.0460-2895.2	602895			23172 18,0 /WE/Zub/S	LUC
	2.0 16V Sport	132			01.04	12.12			13.0460-0262.2	610262			Belagsatz-Zubehör	LUC
	1.0	40			02.00	05.01	- ABS		24.0112-0116.1	412116			238 12,0 10,5 +S +B	
	1.2	43			09.98	05.01	- ABS							
	1.2	44			03.99	05.01	- ABS							
	1.2 16V	55			06.01	02.10	- ABS							
	1.4	55			09.98	05.05	- ABS							
	1.4	55			09.98	05.05	- ABS/ + Schaltgetriebe ¹⁾							
	1.5 dCi	47			06.05	02.08	- ABS							
	1.5 dCi	62			02.07	12.12	- ABS							
	1.9 D	47			09.98	05.05	- ABS/ - Klimaanlage ²⁾							
	1.9 D	48			02.00	05.05	- ABS/ - Klimaanlage ²⁾							
	1.0	40			02.00	05.01	+ ABS		24.0120-0125.1	420125			238 20,1 17,7 V +S +B	
	1.2	43			09.98	05.01	+ ABS							
	1.2	44			03.99	05.01	+ ABS							
	1.2 16V	55			06.01	12.12	+ ABS							
	1.4	55			09.98	05.05	+ ABS							
	1.4	55			09.98	05.05	- ABS/ + Automatikgetriebe ³⁾							

¹⁾ - ABS/ + manual transmission / - ABS/+ scatola camb.velocità / - ABS/ + transmission mécanique / - ABS/ + cambio de velocidad

²⁾ - ABS/ - air conditioning / - ABS/ - aria condizionata / - ABS/ - air conditionné / - ABS/ - aire acondicionado

³⁾ - ABS/ + autom.transmission / - ABS/ + scatola cambio autom. / - ABS/ + transmission automatique / - ABS/ + cambio automático

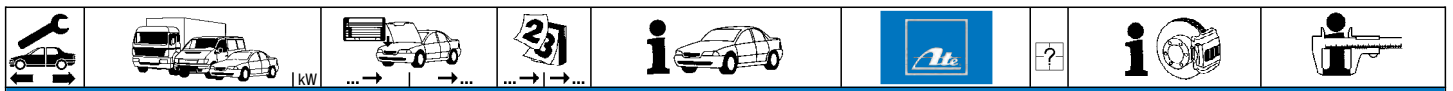




RENAULT CLIO II Limousine (BB /CB_) (98-12)

	1.4	55		09.98	05.05	+ ABS/ + Schaltgetriebe ¹⁾	24.0120-0125.1	420125		238 20,1 17,7 V +S +B	
	1.4 16V	70		10.99	07.00	- ABS					
	1.4 16V	72		08.00	12.12	- ABS					
	1.5 dCi	47		06.05	02.08	+ ABS					
	1.5 dCi	62		02.07	12.12	+ ABS					
	1.6	66		09.98	05.05	- ABS					
	1.0	40		02.00	05.01		24.0121-0106.1	421106		259 20,6 17,7 V +S +B	
	1.2	43		06.01	12.12						
	1.2 16V	55		06.01	12.12	+ ABS					
	1.4	55		09.98	05.05	+ ABS/ + Automatikgetriebe ²⁾					
	1.4 16V	70		10.99	07.00	+ ABS					
	1.4 16V	72		08.00	12.12	+ ABS					
	1.5 dCi	48		06.01	12.12						
	1.5 dCi	50		08.04	12.12						
1.5 dCi	59		06.01	10.03							
1.5 dCi	60		06.01	12.12							
1.5 dCi	74		01.04	12.12							
1.6	66		09.98	05.05	+ ABS						
1.6 16V	79		09.98	12.12							
1.9 dTi	59		02.00	05.05							
1.9 D	47		09.98	05.05		24.0120-0125.1	420125		+ ABS/ - Klimaanlage ³⁾	238 20,1 17,7 V +S +B	
1.9 D	48		02.00	05.05		24.0121-0106.1	421106		+ ABS/ + Klimaanlage ⁴⁾	259 20,6 17,7 V +S +B	
2.0 16V Sport	124		02.00	12.12		24.0124-0158.1	424158			280 24,0 21,8 V L +S +B	
2.0 16V Sport	132		01.04	12.12		24.0324-0158.1	524158			280 24,0 21,8 V L +S +B PD	
	1.2	43		09.98	12.12	+ ABS	13.0460-3926.2	603926		20974 10,8 BDX	
	1.2 16V	55		06.01	12.12	+ ABS	13.0460-0435.2	610435		Belagsatz-Zubehör BDX	
	1.4 16V	72		08.00	12.12	+ ABS					
	1.5 dCi	48		06.01	12.12	+ ABS					
	1.5 dCi	50		08.04	12.12	+ ABS					
	1.5 dCi	59		06.01	10.03	+ ABS					
	1.5 dCi	60		06.01	12.12	+ ABS					
	1.5 dCi	62		02.07	12.12	+ ABS					
	1.5 dCi	74		01.04	12.12	+ ABS					
	2.0 16V Sport	124		02.00	12.12						
	2.0 16V Sport	132		01.04	12.12						
	1.4 16V	72		12.02	12.12	+ ESP	24.0108-0108.1	408108		ohne Sensorring ⁵⁾	238 8,0 7,0 +B
	1.5 dCi	59		12.02	10.03	+ ESP					
	2.0 16V Sport	124		02.00	12.12						
	2.0 16V Sport	132		01.04	12.12						
	1.2 16V	55		06.01	12.12	+ ESP	24.0741-1129.1	360164		Radsensor L=798	
	1.5 dCi	47		06.05	12.12		24.0741-1130.1	360165		Radsensor L=1668	
	1.5 dCi	48		06.01	12.12	+ ESP					
	1.5 dCi	50		08.04	12.12	+ ESP					
	1.5 dCi	59		06.01	10.03	+ ESP					
	1.5 dCi	60		06.01	12.12	+ ESP					
	1.5 dCi	62		02.07	12.12	+ ESP					
	1.5 dCi	74		01.04	12.12	+ ESP					
	2.0 16V Sport	124		02.00	12.12						
	2.0 16V Sport	132		01.04	12.12						
	1.0	40		02.00	05.01	- ABS	03.0137-0358.2	650358		180 x 42 HEB BDX	
	1.2	43		09.98	12.12	- ABS	03.0137-9088.2	669088		Bremsbacken-Zubehör BDX	
	1.2	44		03.99	05.01	- ABS					
	1.2 16V	55		06.01	12.12	- ABS					
	1.4	55		09.98	05.05	- ABS					
	1.4	55		09.98	05.05	- ABS/ + Schaltgetriebe ⁶⁾					
	1.5 dCi	47		06.05	12.12	- ABS					
	1.5 dCi	62		02.07	12.12	- ABS					
	1.9 D	47		09.98	05.05	- ABS/ - Klimaanlage ⁷⁾					
	1.9 D	48		02.00	05.05	- ABS/ - Klimaanlage ⁷⁾					
	1.0	40		02.00	05.01	+ ABS	03.0137-0423.2	650423		203 x 39 HEB BOS	
	1.2	43		09.98	12.12	+ ABS	03.0137-9274.2	669274		Bremsbacken-Zubehör BOS	
	1.2	44		03.99	05.01	+ ABS					
1.2 16V	55		06.01	12.12	+ ABS						
1.4	55		09.98	05.05	+ ABS/ + Automatikgetriebe ²⁾						
1.4	55		09.98	05.05	+ ABS/ + Schaltgetriebe ¹⁾						
1.4 16V	70		10.99	07.00							
1.4 16V	72		08.00	12.12							
1.5 dCi	47		06.05	12.12	+ ABS						
1.5 dCi	48		06.01	12.12							
1.5 dCi	50		08.04	12.12							
1.5 dCi	59		06.01	10.03							
1.5 dCi	60		06.01	12.12							
1.5 dCi	62		02.07	12.12	+ ABS						
1.5 dCi	74		01.04	12.12							
1.6	66		09.98	05.05							
1.6 16V	79		09.98	12.12							
1.9 D	47		09.98	05.05	+ ABS/ + Klimaanlage ⁴⁾						
1.9 D	48		02.00	05.05	+ ABS/ + Klimaanlage ⁴⁾						
1.9 dTi	59		02.00	05.05							
	1.0	40		02.00	05.01	+ ABS	03.0137-0312.2	650312		203 x 38 HEB LUC	
	1.2	43		09.98	10.07	+ ABS	03.0137-9158.2	669158		Bremsbacken-Zubehör LUC	
	1.2	44		03.99	05.01	+ ABS					
	1.2 16V	55		06.01	10.07	+ ABS					
	1.4	55		09.98	05.05	+ ABS/ + Automatikgetriebe ²⁾					
	1.4	55		09.98	05.05	+ ABS/ + Schaltgetriebe ¹⁾					

¹⁾ + ABS/ + manual transm. / + ABS/+ scatola camb.velocità / + ABS/ + transmission mécanique / + ABS/ + cambio de velocidad
²⁾ + ABS/ + autom.transmission / + ABS/ + scatola cambio autom. / + ABS/ + transmission automatique / + ABS/ + cambio automático
³⁾ + ABS/ - air conditioning / + ABS/ - aria condizionata / + ABS/ - air conditionné / + ABS/ - aire acondicionado
⁴⁾ + ABS/ + air conditioning / + ABS/ + aria condizionata / + ABS/ + air conditionné / + ABS/ + aire acondicionado
⁵⁾ without sensor ring / senza sensori / sans secours ABS / sin anillo sensor ABS
⁶⁾ - ABS/ + manual transmission / - ABS/+ scatola camb.velocità / - ABS/ + transmission mécanique / - ABS/ + cambio de velocidad
⁷⁾ - ABS/ - air conditioning / - ABS/ - aria condizionata / - ABS/ - air conditionné / - ABS/ - aire acondicionado



RENAULT CLIO II Limousine (BB /CB_) (98-12)

















	1.4 16V	72	08.00	10.07	03.0137-0312.2	650312		203 x 38 HEB	LUC
	1.5 dCi	47	06.05	10.07 + ABS	03.0137-9158.2	669158		Bremsbacken-Zubehör	LUC
	1.5 dCi	48	06.01	10.07					
	1.5 dCi	50	08.04	10.07					
	1.5 dCi	59	06.01	10.03					
	1.5 dCi	60	06.01	10.07					
	1.5 dCi	62	02.07	10.07 + ABS					
	1.5 dCi	74	01.04	10.07					
	1.6	66	09.98	05.05					
	1.6 16V	79	09.98	10.07					
	1.9 D	47	09.98	05.05 + ABS/ + Klimaanlage ¹⁾					
	1.9 D	48	02.00	05.05 + ABS/ + Klimaanlage ¹⁾					
	1.9 dTi	59	02.00	05.05					
	1.2	43	11.07	12.12 + ABS	03.0137-0498.2	650498		203 x 38 HEB	LUC
1.2 16V	55	11.07	12.12 + ABS	03.0137-9278.2	669278		Bremsbacken-Zubehör	LUC	
1.4 16V	72	11.07	12.12						
1.5 dCi	47	11.07	12.12 + ABS						
1.5 dCi	48	11.07	12.12						
1.5 dCi	50	11.07	12.12						
1.5 dCi	60	11.07	12.12						
1.5 dCi	62	11.07	12.12 + ABS						
1.5 dCi	74	11.07	12.12						
1.6 16V	79	11.07	12.12						
	1.0	40	02.00	05.01 - ABS	24.0218-0032.1	480118		180/181 x 53,5 - Lager	
	1.2	43	09.98	12.12 - ABS	24.0218-0732.2	480207		180/181 x 53,2 - Lager	
	1.2	44	03.99	05.01 - ABS					
	1.2 16V	55	06.01	12.12 - ABS					
	1.4	55	09.98	05.05 - ABS					
	1.4	55	09.98	05.05 - ABS/ + Schaltgetriebe ²⁾					
	1.5 dCi	47	06.05	12.12 - ABS					
	1.5 dCi	62	02.07	12.12 - ABS					
	1.9 D	47	09.98	05.05 - ABS/ - Klimaanlage ³⁾					
	1.9 D	48	02.00	05.05 - ABS/ - Klimaanlage ³⁾					
	1.0	40	02.00	05.01 + ABS	24.0220-3021.1	480127		203/204,5 x 50,5 - Lager	
	1.2	43	09.98	11.02 + ABS					
	1.2	44	03.99	05.01 + ABS					
	1.2 16V	55	06.01	11.02 + ABS					
1.4	55	09.98	11.02 + ABS/ + Automatikgetriebe ⁴⁾						
1.4	55	09.98	11.02 + ABS/ + Schaltgetriebe ⁵⁾						
1.4 16V	70	10.99	07.00						
1.4 16V	72	08.00	11.02						
1.5 dCi	48	06.01	11.02						
1.5 dCi	59	06.01	11.02						
1.5 dCi	60	06.01	11.02						
1.6	66	09.98	11.02						
1.6 16V	79	09.98	11.02						
1.9 D	47	09.98	11.02 + ABS/ + Klimaanlage ¹⁾						
1.9 D	48	02.00	11.02 + ABS/ + Klimaanlage ¹⁾						
1.9 dTi	59	02.00	11.02						
1.2	43	12.02	01.04 + ABS	24.0220-3036.1	480301		203/204,5 x 50,5 - Lager		
1.2 16V	55	12.02	01.04 + ABS						
1.4	55	12.02	01.04 + ABS/ + Automatikgetriebe ⁴⁾						
1.4	55	12.02	01.04 + ABS/ + Schaltgetriebe ⁵⁾						
1.4 16V	72	12.02	01.04						
1.5 dCi	48	12.02	01.04						
1.5 dCi	59	12.02	01.04						
1.5 dCi	60	12.02	01.04						
1.6	66	12.02	01.04						
1.6 16V	79	12.02	01.04						
1.9 D	47	12.02	01.04 + ABS/ + Klimaanlage ¹⁾						
1.9 D	48	12.02	01.04 + ABS/ + Klimaanlage ¹⁾						
1.9 dTi	59	12.02	01.04						
	1.0	40	02.00	05.01 - ABS	03.0520-4719.3	694719		19,05/180x42 TopKit	BDX
	1.2	43	09.98	12.12 - ABS					
	1.2	44	03.99	05.01 - ABS					
	1.2 16V	55	06.01	12.12 - ABS					
	1.4	55	09.98	05.05 - ABS					
	1.4	55	09.98	05.05 - ABS/ + Schaltgetriebe ²⁾					
	1.5 dCi	47	06.05	12.12 - ABS					
	1.5 dCi	62	02.07	12.12 - ABS					
	1.9 D	47	09.98	05.05 - ABS/ - Klimaanlage ³⁾					
	1.9 D	48	02.00	05.05 - ABS/ - Klimaanlage ³⁾					
	1.0	40	02.00	05.01 + ABS	03.0520-3817.3	693817		17,46/203x39 TopKit	BOS
	1.2	43	09.98	10.07 + ABS	03.0520-3517.3	693517		17,78/203x39 TopKit	LUC
	1.2	44	03.99	05.01 + ABS					
	1.2 16V	55	06.01	10.07 + ABS					
1.4	55	09.98	05.05 + ABS/ + Automatikgetriebe ⁴⁾						
1.4	55	09.98	05.05 + ABS/ + Schaltgetriebe ⁵⁾						
1.4 16V	70	10.99	07.00						
1.4 16V	72	08.00	10.07						
1.5 dCi	47	06.05	10.07 + ABS						
1.5 dCi	48	06.01	10.07						
1.5 dCi	50	08.04	10.07						
1.5 dCi	59	06.01	10.03						
1.5 dCi	60	06.01	10.07						
1.5 dCi	62	02.07	10.07 + ABS						
1.5 dCi	74	01.04	10.07						

¹⁾ + ABS/ + air conditioning / + ABS/ + aria condizionata / + ABS/ + air conditionné / + ABS/ + aire acondicionado
²⁾ - ABS/ + manual transmission / - ABS/ + scatola camb.velocità / - ABS/ + transmission mécanique / - ABS/ + cambio de velocidad
³⁾ - ABS/ - air conditioning / - ABS/ - aria condizionata / - ABS/ - air conditionné / - ABS/ - aire acondicionado
⁴⁾ + ABS/ + autom.transmission / + ABS/ + scatola cambio autom. / + ABS/ + transmission automatique / + ABS/ + cambio automático
⁵⁾ + ABS/ + manual transm. / + ABS/ + scatola camb.velocità / + ABS/ + transmission mécanique / + ABS/ + cambio de velocidad



RENAULT CLIO II Limousine (BB_/CB_) (98-12)																	
	1.6	66		09.98	05.05			03.0520-3817.3	693817							17,46/203x39 TopKit	BOS
	1.6 16V	79		09.98	10.07			03.0520-3517.3	693517							17,78/203x39 TopKit	LUC
	1.9 D	47		09.98	05.05		+ ABS/ + Klimaanlage 1)										
	1.9 D	48		02.00	05.05		+ ABS/ + Klimaanlage 1)										
	1.9 dTi	59		02.00	05.05												
	1.2	43		11.07	12.12		+ ABS	03.0520-4717.3	694717							17,46/203x38 TopKit	
	1.2 16V	55		11.07	12.12		+ ABS										
	1.4 16V	72		11.07	12.12												
	1.5 dCi	47		11.07	12.12		+ ABS										
	1.5 dCi	48		11.07	12.12												
	1.5 dCi	50		11.07	12.12												
	1.5 dCi	60		11.07	12.12												
	1.5 dCi	62		11.07	12.12		+ ABS										
	1.5 dCi	74		11.07	12.12												
	1.6 16V	79		11.07	12.12												
RENAULT CLIO II Kasten (SB_) (98-12)																	
	1.2	43		09.98	12.12			13.0460-2834.2	602834							21463 18,0 /WK/S	LUC
	1.2	44		03.99	10.03												
	1.5 dCi	48		06.01	12.12												
	1.5 dCi	59		06.01	10.04												
	1.5 dCi	60		11.03	12.12												
	1.9 D	40		03.99	01.00												
	1.9 D	47		09.98	12.12												
	1.9 D (SB)	48		02.00	05.01												
	1.9 dTi	59		02.00	05.01												
	1.2	43		09.98	12.12		- ABS	24.0112-0116.1	412116							238 12,0 10,5 +S +B	
	1.2	44		03.99	10.03		- ABS										
	1.2	43		09.98	12.12		+ ABS	24.0120-0125.1	420125							238 20,1 17,7 V +S +B	
	1.9 D	40		03.99	01.00												
	1.9 D	47		09.98	12.12												
	1.9 D (SB)	48		02.00	05.01		- ABS										
	1.5 dCi	48		06.01	12.12			24.0121-0106.1	421106							259 20,6 17,7 V +S +B	
	1.5 dCi	59		06.01	10.04												
	1.5 dCi	60		11.03	12.12												
	1.9 D (SB)	48		02.00	05.01		+ ABS										
	1.9 dTi	59		02.00	05.01												
	1.5 dCi	48		06.01	12.12		+ ESP	24.0741-1129.1	360164							Radsensor L=798	
	1.5 dCi	59		06.01	10.04		+ ESP	24.0741-1130.1	360165							Radsensor L=1668	
	1.5 dCi	60		11.03	12.12		+ ESP										
	1.9 D (SB)	48		02.00	05.01		+ ESP										
	1.2	43		09.98	12.12		- ABS	03.0137-0358.2	650358							180 x 42 HEB	BDX
	1.9 D (SJ)	47		09.98	12.12			03.0137-9088.2	669088							Bremsbacken-Zubehör	BDX
	1.2	43		09.98	12.12		+ ABS	03.0137-0312.2	650312							203 x 38 HEB	LUC
	1.5 dCi	48		06.01	12.12			03.0137-9158.2	669158							Bremsbacken-Zubehör	LUC
	1.5 dCi	59		06.01	10.04			03.0137-0423.2	650423							203 x 39 HEB	BOS
	1.5 dCi	60		11.03	12.12			03.0137-9274.2	669274							Bremsbacken-Zubehör	BOS
	1.9 D	40		03.99	01.00												
	1.9 D	47		09.98	12.12												
	1.9 D (SB)	48		02.00	05.01												
	1.9 dTi	59		02.00	05.01												
	1.2	43		09.98	12.12		- ABS	24.0218-0032.1	480118							180/181 x 53,5 - Lager	
	1.9 D (SJ)	47		09.98	12.12			24.0218-0732.2	480207							180/181 x 53,2 + Lager	
	1.2	43		09.98	12.12		+ ABS	24.0220-3021.1	480127							203/204,5 x 50,5 - Lager	
	1.5 dCi	48		06.01	12.12												
	1.5 dCi	59		06.01	10.04												
	1.5 dCi	60		11.03	12.12												
	1.9 D	40		03.99	01.00												
	1.9 D	47		09.98	12.12												
	1.9 D (SB)	48		02.00	05.01												
	1.9 dTi	59		02.00	05.01												
	1.2	43		09.98	06.05		- ABS	03.0520-4719.3	694719							19,05/180x42 TopKit	BDX
	1.9 D (SJ)	47		09.98	06.05												
	1.2	43		09.98	06.05		+ ABS	03.0520-3817.3	693817							17,46/203x39 TopKit	BOS
	1.5 dCi	48		06.01	06.05			03.0520-3517.3	693517							17,78/203x39 TopKit	LUC
	1.5 dCi	59		06.01	10.04												
	1.5 dCi	60		11.03	09.05												
	1.9 D	40		03.99	01.00												
	1.9 D	47		09.98	06.05												
	1.9 D (SB)	48		02.00	05.01												
	1.9 dTi	59		02.00	06.05												
RENAULT CLIO III (BR_/CR_) (05-12)																	
	1.2 16V	48		06.05	12.12			13.0460-2709.2	602709							23973 17,4 /Zub/S	LUC
	1.2 16V	55		06.05	12.12			13.0470-2709.2	LD2709							23973 17,4 /Zub/S	LUC
	1.2 16V	58		06.05	12.12												
	1.2 16V	74		05.07	12.12												
	1.2 16V	76		09.10	12.12												
	1.2 16V Hi-Flex	55		07.08	12.12												
	1.4 16V	72		06.05	12.12												
	1.5 dCi	47		06.05	12.12												
	1.5 dCi	48		05.05	10.06												
	1.5 dCi	50		06.05	12.12												
	1.5 dCi	55		08.10	12.12												
	1.5 dCi	63		06.05	12.12												
	1.5 dCi	65		08.10	12.12												

1) + ABS/ + air conditioning / + ABS/ + aria condizionata / + ABS/ + air conditionné / + ABS/ + aire acondicionado

										
RENAULT CLIO III (BR_/CR_) (05-12)										
	1.5 dCi	76		06.05	12.12	13.0460-2709.2	602709		23973 17,4 /Zub/S	LUC
	1.5 dCi	78		06.05	12.12	13.0470-2709.2	LD2709		23973 17,4 /Zub/S	LUC
	1.6 16V	65		06.05	12.12					
	1.6 16V	82		06.05	12.12					
	1.6 16V GT	94		04.09	12.12					
	2.0 16V	102		09.06	12.12	13.0460-7221.2	607221		24535 18,3 +	ATE
2.0 16V	110		11.07	12.12	13.0470-7221.2	LD7221		24535 18,3 +	ATE	
2.0 16V Sport	145		02.06	12.12	13.0460-4805.2	604805		24162 15,2	BRE	
2.0 16V Sport	148		04.09	12.12						
	1.2 16V	48		06.05	12.12	24.0122-0216.1	422216		260 22,0 19,8 V L +S +B	
	1.2 16V	55		06.05	12.12					
	1.2 16V	58		06.05	12.12					
	1.2 16V	74		05.07	12.12					
	1.2 16V	76		09.10	12.12					
	1.2 16V Hi-Flex	55		07.08	12.12					
	1.4 16V	72		06.05	12.12					
	1.5 dCi	47		06.05	12.12					
	1.5 dCi	48		05.05	10.06					
	1.5 dCi	50		06.05	12.12					
	1.5 dCi	55		08.10	12.12					
	1.5 dCi	63		06.05	12.12					
	1.5 dCi	65		08.10	12.12					
	1.5 dCi	76		06.05	12.12					
	1.5 dCi	78		06.05	12.12					
	1.6 16V	65		06.05	12.12					
	1.6 16V	82		06.05	12.12					
	1.6 16V GT	94		04.09	12.12					
	2.0 16V	102		09.06	12.12	24.0124-0158.1	424158		280 24,0 21,8 V L +S +B	
	2.0 16V	110		11.07	12.12	24.0324-0158.1	524158		280 24,0 21,8 V L +S +B PD	
2.0 16V Sport	145		02.06	12.12	24.0128-0223.1	428223		313 28,0 26,0 V L +S +B		
2.0 16V Sport	148		04.09	12.12						
	1.2 16V	48		06.05	12.12	13.0460-2845.2	602845		23554 16,4 /Zub/S	LUC
	1.2 16V	55		06.05	12.12	13.0470-2845.2	LD2845		23554 16,4 /Zub/S	LUC
	1.2 16V	58		06.05	12.12					
	1.2 16V	74		05.07	12.12					
	1.2 16V	76		09.10	12.12					
	1.2 16V Hi-Flex	55		07.08	12.12					
	1.4 16V	72		06.05	12.12					
	1.5 dCi	48		05.05	10.06					
	1.5 dCi	50		06.05	12.12					
	1.5 dCi	55		08.10	12.12					
	1.5 dCi	55		06.05	12.12					
	1.5 dCi	63		06.05	12.12					
	1.5 dCi	65		08.10	12.12					
	1.5 dCi	76		06.05	12.12					
	1.5 dCi	78		06.05	12.12					
	1.6 16V	65		06.05	12.12					
	1.6 16V	82		06.05	12.12					
	1.6 16V GT	94		04.09	12.12					
	2.0 16V	102		09.06	12.12					
		1.2 16V	48		06.05	12.12	24.0108-0114.2	408114	mit Lager/ mit Sensorring ¹⁾	240 8,0 7,0 +B
1.2 16V		55		06.05	12.12					
1.2 16V		58		06.05	12.12					
1.2 16V		74		05.07	12.12					
1.2 16V		76		09.10	12.12					
1.2 16V Hi-Flex		55		07.08	12.12					
1.4 16V		72		06.05	12.12					
1.5 dCi		48		05.05	10.06					
1.5 dCi		50		06.05	12.12					
1.5 dCi		55		08.10	12.12					
1.5 dCi		55		06.05	12.12					
1.5 dCi		63		06.05	12.12					
1.5 dCi		65		08.10	12.12					
1.5 dCi		76		06.05	12.12					
1.5 dCi		78		06.05	12.12					
1.6 16V		65		06.05	12.12					
1.6 16V		82		06.05	12.12					
1.6 16V GT		94		04.09	12.12					
2.0 16V		102		09.06	12.12					
		1.2 16V	48		06.05	12.12	03.0137-0454.2	650454		203 x 38 HEB
	1.2 16V	55		06.05	12.12	03.0137-9280.2	669280		Bremsbacken-Zubehör	
	1.2 16V	58		06.05	12.12					
	1.2 16V	74		05.07	12.12					
	1.2 16V	76		09.10	12.12					
	1.2 16V Hi-Flex	55		07.08	12.12					
	1.4 16V	72		06.05	12.12					
	1.5 dCi	48		05.05	10.06					
	1.5 dCi	50		06.05	12.12					
	1.5 dCi	55		08.10	12.12					
1.5 dCi	63		06.05	12.12						
1.5 dCi	65		08.10	12.12						
1.5 dCi	76		06.05	12.12						
	1.2 16V	48		06.05	12.12	24.0220-3033.1	480195	ohne Sensorring ²⁾	203/204,5 x 50,5	
	1.2 16V	55		06.05	12.12					
	1.2 16V	58		06.05	12.12					
	1.2 16V	74		05.07	12.12					
	1.2 16V	76		09.10	12.12					
	1.2 16V Hi-Flex	55		07.08	12.12					

¹⁾ with bearing/ with sensor ring / con supporto/+ anell.sens.ABS / avec palier de secours ABS / con apoyo/+ anillo sensor ABS

²⁾ without sensor ring / senza sensori / sans secours ABS / sin anillo sensor ABS



RENAULT CLIO III (BR_/CR_) (05-12)
























	1.4 16V	72		06.05	12.12	24.0220-3033.1	480195	ohne Sensorring ¹⁾	203/204,5 x 50,5
	1.5 dCi	48		05.05	10.06				
	1.5 dCi	50		06.05	12.12				
	1.5 dCi	55		08.10	12.12				
	1.5 dCi	63		06.05	12.12				
	1.5 dCi	65		08.10	12.12				
	1.5 dCi	76		06.05	12.12				
	1.2 16V	48		06.05	12.12	03.0520-6419.3	696419		19,05/203x38 TopKit AP
	1.2 16V	55		06.05	12.12				
	1.2 16V	58		06.05	12.12				
	1.2 16V	74		05.07	12.12				
	1.2 16V	76		09.10	12.12				
	1.2 16V Hi-Flex	55		07.08	12.12				
	1.4 16V	72		06.05	12.12				
	1.5 dCi	48		05.05	10.06				
	1.5 dCi	50		06.05	12.12				
	1.5 dCi	55		08.10	12.12				
	1.5 dCi	63		06.05	12.12				
	1.5 dCi	65		08.10	12.12				
	1.5 dCi	76		06.05	12.12				

RENAULT CLIO III Grandtour (KR_) (08-12)

	1.2 16V	55		02.08	12.12	13.0460-2709.2	602709		23973 17,4 /Zub/S LUC
	1.2 16V	57		02.08	12.12	13.0470-2709.2	LD2709		23973 17,4 /Zub/S LUC
	1.2 16V	74		02.08	12.12				
	1.2 16V Hi-Flex	55		07.08	12.12				
	1.4 16V	72		02.10	12.12				
	1.5 dCi	48		02.08	12.12				
	1.5 dCi	50		02.08	12.12				
	1.5 dCi	63		02.08	12.12				
	1.5 dCi	76		02.08	12.12				
	1.5 dCi	78		02.08	12.12				
	1.6 16V	82		02.08	12.12				
	1.6 16V	94		11.08	12.12				
	1.2 16V	55		02.08	12.12	24.0122-0216.1	422216		260 22,0 19,8 VL +S +B
	1.2 16V	57		02.08	12.12				
	1.2 16V	74		02.08	12.12				
	1.2 16V Hi-Flex	55		07.08	12.12				
	1.4 16V	72		02.10	12.12				
	1.5 dCi	48		02.08	12.12				
	1.5 dCi	50		02.08	12.12				
	1.5 dCi	63		02.08	12.12				
	1.5 dCi	76		02.08	12.12				
	1.5 dCi	78		02.08	12.12				
	1.6 16V	82		02.08	12.12				
	1.6 16V	94		11.08	12.12				
	1.2 16V	55		02.08	12.12 + ESP	13.0460-2845.2	602845		23554 16,4 /Zub/S LUC
	1.2 16V	57		02.08	12.12 + ESP	13.0470-2845.2	LD2845		23554 16,4 /Zub/S LUC
	1.2 16V	74		02.08	12.12 + ESP				
	1.2 16V Hi-Flex	55		07.08	12.12 + ESP				
	1.4 16V	72		02.10	12.12 + ESP				
	1.5 dCi	48		02.08	12.12 + ESP				
	1.5 dCi	50		02.08	12.12 + ESP				
	1.5 dCi	63		02.08	12.12 + ESP				
	1.5 dCi	76		02.08	12.12 + ESP				
	1.5 dCi	78		02.08	12.12 + ESP				
	1.6 16V	82		02.08	12.12 + ESP				
	1.6 16V	94		11.08	12.12 + ESP				
	1.2 16V	55		02.08	12.12 + ESP	24.0108-0114.2	408114	mit Lager/ mit Sensorring ²⁾	240 8,0 7,0 +B
	1.2 16V	57		02.08	12.12 + ESP				
	1.2 16V	74		02.08	12.12 + ESP				
	1.2 16V Hi-Flex	55		07.08	12.12 + ESP				
	1.4 16V	72		02.10	12.12 + ESP				
	1.5 dCi	48		02.08	12.12 + ESP				
	1.5 dCi	50		02.08	12.12 + ESP				
	1.5 dCi	63		02.08	12.12 + ESP				
	1.5 dCi	76		02.08	12.12 + ESP				
	1.5 dCi	78		02.08	12.12 + ESP				
	1.6 16V	82		02.08	12.12 + ESP				
	1.6 16V	94		11.08	12.12 + ESP				
	1.2 16V	55		02.08	12.12	03.0137-0454.2	650454	- ESP	203 x 38 HEB
	1.2 16V	57		02.08	12.12	03.0137-9280.2	669280	- ESP	Bremsbacken-Zubehör
	1.2 16V	74		02.08	12.12				
	1.2 16V Hi-Flex	55		07.08	12.12				
	1.4 16V	72		02.10	12.12				
	1.5 dCi	48		02.08	12.12				
	1.5 dCi	50		02.08	12.12				
	1.5 dCi	63		02.08	12.12				
	1.5 dCi	76		02.08	12.12				
	1.5 dCi	78		02.08	12.12				
	1.6 16V	82		02.08	12.12				
	1.6 16V	94		11.08	12.12				
	1.2 16V	55		02.08	12.12	24.0220-3033.1	480195	- ESP	203/204,5 x 50,5
	1.2 16V	57		02.08	12.12				
	1.2 16V	74		02.08	12.12				
	1.2 16V Hi-Flex	55		07.08	12.12				
	1.5 dCi	48		02.08	12.12				

¹⁾ without sensor ring / senza sensori / sans secours ABS / sin anillo sensor ABS


























²⁾ with bearing/ with sensor ring / con supporto/+ anell.sens.ABS / avec palier de secours ABS / con apoyo/+ anillo sensor ABS

								
RENAULT CLIO III Grandtour (KR_) (08-12)								
	1.5 dCi	50	02.08	12.12	24.0220-3033.1	480195	- ESP	203/204,5 x 50,5
	1.5 dCi	63	02.08	12.12				
	1.5 dCi	76	02.08	12.12				
	1.5 dCi	78	02.08	12.12				
	1.6 16V	82	02.08	12.12				
	1.2 16V	55	02.08	12.12	03.0520-6419.3	696419	- ESP	19,05/203x38 TopKit AP
	1.2 16V	57	02.08	12.12				
	1.2 16V	74	02.08	12.12				
	1.2 16V Hi-Flex	55	07.08	12.12				
	1.4 16V	72	02.04	12.12				
	1.5 dCi	48	02.08	12.12				
	1.5 dCi	50	02.08	12.12				
	1.5 dCi	63	02.08	12.12				
	1.5 dCi	76	02.08	12.12				
	1.5 dCi	78	02.08	12.12				
	1.6 16V	82	02.08	12.12				
	1.6 16V	94	11.08	12.12				
RENAULT CLIO IV (B98_) (12-)								
	0.9 TCe 90	66	09.12		13.0460-7298.2	607298		25702 18,2 + ATE
	1.2 16V 75	54	09.12					
	1.5 dCi 75	55	09.12					
	1.5 dCi 90	66	09.12				+ Schaltgetriebe ¹⁾	
	1.2 TCe 120	88	03.13		13.0460-2709.2	602709		23973 17,4 /Zub/S LUC
	1.5 dCi 90	66	09.12		13.0470-2709.2	LD2709		23973 17,4 /Zub/S LUC
	1.6 R.S. 200	147	03.13		13.0460-7249.2	607249		24709 18,6 + ATE
					13.0470-7249.2	LD7249		24709 18,6 + ATE
	0.9 TCe 90	66	09.12		24.0122-0289.1	422289		258 22,0 19,8 V L +S +B
	1.2 16V 75	54	09.12					
	1.5 dCi 75	55	09.12					
	1.5 dCi 90	66	09.12				+ Schaltgetriebe ¹⁾	
	1.2 TCe 120	88	03.13		24.0122-0270.1	422270		258 22,0 19,8 V L +S +B
	1.5 dCi 90	66	09.12				+ Automatikgetriebe ²⁾	
	1.6 R.S. 200	147	03.13		24.0128-0245.1	428245		320 28,0 25,4 V L +S +B
	1.6 R.S. 200	147	03.13		13.0460-2740.2	602740		23554 17,2 /Zub/S LUC
					13.0470-2740.2	LD2740		23554 17,2 /Zub/S LUC
	1.6 R.S. 200	147	03.13		24.0108-0118.2	408118	mit Lager/ mit Sensorring ³⁾	260 8,0 7,0 +B
	0.9 TCe 90	66	09.12		24.0711-6324.3	360399	<input type="checkbox"/>	Radsensor L=620
	1.2 16V 75	54	09.12		24.0711-6325.3	360400	<input type="checkbox"/>	Radsensor L=620
	1.5 dCi 75	55	09.12					
	1.5 dCi 90	66	09.12				+ Schaltgetriebe ¹⁾	
	0.9 TCe 90	66	09.12		03.0137-0423.2	650423		203 x 39 HEB BOS
	1.2 16V 75	54	09.12		03.0137-9274.2	669274		Bremsbacken-Zubehör BOS
	1.5 dCi 75	55	09.12					
	1.5 dCi 90	66	09.12				+ Schaltgetriebe ¹⁾	
	1.2 TCe 120	88	03.13		03.0137-0496.2	650496		228 x 42 HEB BDX
	1.5 dCi 90	66	09.12		03.0137-9228.2	669228		Bremsbacken-Zubehör BDX
	0.9 TCe 90	66	09.12		03.0520-3817.3	693817		17,46/203x39 TopKit BOS
	1.2 16V 75	54	09.12					
	1.5 dCi 75	55	09.12					
	1.5 dCi 90	66	09.12				+ Schaltgetriebe ¹⁾	
	1.2 TCe 120	88	03.13		03.0520-7919.3	697919		19,05/228x42 TopKit
	1.5 dCi 90	66	09.12				+ Automatikgetriebe ²⁾	
RENAULT CLIO IV Grandtour (K98_) (12-)								
	0.9 TCe 90	66	11.12		13.0460-2709.2	602709		23973 17,4 /Zub/S LUC
	1.2 16V	54	11.12		13.0470-2709.2	LD2709		23973 17,4 /Zub/S LUC
	1.2 TCe 120	88	03.13					
	1.5 dCi 75	55	11.12					
	1.5 dCi 90	66	11.12					
	0.9 TCe 90	66	11.12		24.0122-0270.1	422270		258 22,0 19,8 V L +S +B
	1.2 16V	54	11.12					
	1.2 TCe 120	88	03.13					
	1.5 dCi 75	55	11.12					
	1.5 dCi 90	66	11.12					
	0.9 TCe 90	66	11.12		03.0137-0496.2	650496		228 x 42 HEB BDX
	1.2 16V	54	11.12		03.0137-9228.2	669228		Bremsbacken-Zubehör BDX
	1.2 TCe 120	88	03.13					
	1.5 dCi 75	55	11.12					
	1.5 dCi 90	66	11.12					
	0.9 TCe 90	66	11.12		03.0520-7919.3	697919		19,05/228x42 TopKit
	1.2 16V	54	11.12					
	1.2 TCe 120	88	03.13					
	1.5 dCi 75	55	11.12					
	1.5 dCi 90	66	11.12					
RENAULT DOKKER (K67/F67) (12-)								
	1.5 dCi 75	55	11.12		13.0460-2709.2	602709		23973 17,4 /Zub/S LUC
	1.5 dCi 90	66	11.12		13.0470-2709.2	LD2709		23973 17,4 /Zub/S LUC
	1.6 MPI	61	11.12				- ESP	


¹⁾ + manual transmission / + scatola cambio velocità / + transmission mécanique / + cambio de velocidad

²⁾ + autom.transmission / + scatola cambio automatico / + transmission automatique / + cambio automático

³⁾ with bearing/ with sensor ring / con supporto/+ anell.sens.ABS / avec palier de secours ABS / con apoyo/+ anillo sensor ABS

									
RENAULT DOKKER (K67/F67) (12-)									
	1.2 TCe 115 1.5 dCi 75 1.5 dCi 90 1.6 MPI	85 55 66 61	01.13 11.12 11.12 11.12	+ ESP + ESP + ESP	13.0460-7266.2 13.0470-7266.2	607266 LD7266		24538 17,9 + 24538 17,9 +	ATE ATE
	1.5 dCi 75 1.5 dCi 90 1.6 MPI	55 66 61	11.12 11.12 11.12	- ESP - ESP - ESP	24.0122-0270.1 24.0124-0253.1	422270 424253	- erhöhte Zuladung ¹⁾ + erhöhte Zuladung ²⁾	258 22,0 19,8 V L +S +B 280 24,0 21,8 V L +S +B	
	1.2 TCe 115 1.5 dCi 75 1.5 dCi 90 1.6 MPI	85 55 66 61	01.13 11.12 11.12 11.12	+ ESP + ESP + ESP	24.0124-0253.1	424253		280 24,0 21,8 V L +S +B	
	1.2 TCe 115 1.5 dCi 75 1.5 dCi 90 1.6 MPI	85 55 66 61	01.13 11.12 11.12 11.12		03.0137-0496.2 03.0137-9228.2	650496 669228		228 x 42 HEB Bremsbacken-Zubehör	BDX BDX
RENAULT DUSTER (HS-) (11-)									
	1.5 dCi 1.6 16V 1.6 16V 4x4 2.0	66 75 75 98	06.11 06.11 06.11 02.12	- ABS - ESP - ESP - ABS	13.0460-2709.2 13.0470-2709.2	602709 LD2709		23973 17,4 /Zub/S 23973 17,4 /Zub/S	LUC LUC
	1.5 dCi 4x4	66	06.11		13.0460-7266.2 13.0470-7266.2	607266 LD7266		24538 17,9 + 24538 17,9 +	ATE ATE
	1.5 dCi 1.5 dCi 4x4 1.6 16V 1.6 16V 4x4 2.0 2.0 4x4	66 66 75 75 98 98	06.11 06.11 06.11 06.11 02.12 02.12	+ ESP + ESP + ABS	13.0460-7266.2 13.0470-7266.2	607266 LD7266		24538 17,9 + 24538 17,9 +	ATE ATE
	1.5 dCi 1.5 dCi 4x4 1.6 16V 1.6 16V 4x4 2.0 2.0 4x4	66 66 75 75 98 98	06.11 06.11 06.11 06.11 02.12 02.12	+ ABS + ESP + ESP + ABS	24.0124-0221.1	424221		280 24,0 21,8 V L +S +B	
	1.5 dCi 1.6 16V 2.0	66 75 98	06.11 06.11 02.12		03.0137-0496.2 03.0137-9228.2	650496 669228		228 x 42 HEB Bremsbacken-Zubehör	BDX BDX
	1.5 dCi 4x4 1.6 16V 4x4 2.0 4x4	66 75 98	06.11 06.11 02.12		03.0137-9312.2	669312		Bremsbacken-Zubehör	
	1.5 dCi 1.6 16V 2.0	66 75 98	06.11 06.11 02.12		03.0520-7919.3	697919		19,05/228x42 TopKit	
RENAULT ESPACE II (J/S 63_) (91-96)									
	2.0 (J/- 636) 2.1 RTDT Quadra 2.1 TD (J633-635,63D) 2.1 TD (J63E) 2.2 (J/S637,J63G) 2.2 4x4 (J/S637,J63G) 2.8 V6 (J638,J63J)	76 65 65 66 79 79 110	01.91 01.91 01.91 11.94 01.91 03.91 01.91	10.96 05.92 10.96 10.96 12.96	13.0460-2810.2	602810		20236 18,0 +/WK/S	LUC
	2.0 (J/- 636) 2.1 RTDT Quadra 2.1 TD (J633-635,63D) 2.1 TD (J63E) 2.2 (J/S637,J63G) 2.2 4x4 (J/S637,J63G) 2.8 V6 (J638,J63J)	76 65 65 66 79 79 110	01.91 01.91 01.91 11.94 01.91 03.91 01.91	10.96 05.92 10.96 10.96 12.96	24.0120-0126.1	420126		259 20,2 17,7 V +B	
	2.0 (J/- 636) 2.1 RTDT Quadra 2.1 TD (J633-635,63D) 2.1 TD (J63E) 2.2 (J/S637,J63G) 2.2 4x4 (J/S637,J63G) 2.8 V6 (J638,J63J)	76 65 65 66 79 79 110	01.91 01.91 01.91 11.94 05.93 05.93 01.91	10.96 + ABS/ + Niveauregulierung ³⁾ 05.92 + Niveauregulierung ⁴⁾ 10.96 + Niveauregulierung ⁴⁾ 10.96 + Niveauregulierung ⁴⁾ 10.96 + ABS/ + Niveauregulierung ³⁾ 12.96 + ABS/ + Niveauregulierung ³⁾ 10.96	13.0460-3961.2	603961		20336 14,0 +/WK	BDX
	2.0 (J/- 636) 2.1 RTDT Quadra 2.1 TD (J633-635,63D) 2.1 TD (J63E) 2.2 (J/S637,J63G) 2.2 4x4 (J/S637,J63G) 2.8 V6 (J638,J63J)	76 65 65 66 79 79 110	01.91 01.91 01.91 11.94 01.91 05.93 03.91	10.96 + ABS/ + Niveauregulierung ³⁾ 05.92 + Niveauregulierung ⁴⁾ 10.96 + Niveauregulierung ⁴⁾ 10.96 + Niveauregulierung ⁴⁾ 10.96 + ABS/ + Niveauregulierung ³⁾ 12.96 + ABS/ + Niveauregulierung ³⁾ 10.96	24.0112-0134.1	412134		254 12,0 10,5	
	2.0 (J/- 636) 2.1 RTDT Quadra 2.1 TD (J633-635,63D) 2.1 TD (J63E) 2.2 (J/S637,J63G)	76 65 65 66 79	01.91 01.91 01.91 11.94 01.91	10.96 - ABS/ - Niveauregulierung ⁵⁾ 05.92 - Niveauregulierung ⁶⁾ 10.96 - Niveauregulierung ⁶⁾ 10.96 - Niveauregulierung ⁶⁾ 10.96 - ABS/ - Niveauregulierung ⁵⁾	03.0137-0124.2 03.0137-9020.2	650124 669020		229 x 42 HEB AUT Bremsbacken-Zubehör	BDX BDX

¹⁾ - increased payload / - carico utile maggiorato / - charge utile augmentée / - incremento de carga
²⁾ + increased payload / + carico utile maggiorato / + charge utile augmentée / + incremento de carga
³⁾ + ABS/ + suspens.level control / + ABS/ + correcteur d'assetto / + ABS/ + correcteur d'assiette / + ABS/ + regul.alt.suspension
⁴⁾ + suspension level control / + correctore assetto / + correcteur d'assiette / + regulacion altura suspension
⁵⁾ - ABS/ - suspens.level control / - ABS/ - correctore assetto / - ABS/ - correcteur d'assiette / - ABS/ - regul.alt.suspension
⁶⁾ - suspension level control / - correctore assetto / - correcteur d'assiette / - regulacion altura suspension



RENAULT ESPACE II (J/S 63_) (91-96)

	2.2 4x4 (J/S637,J63G)	79		03.91	12.96	- ABS/ - Niveauregulierung ¹⁾	03.0137-0124.2	650124 669020		229 x 42 HEB AUT Bremsbacken-Zubehör	BDX BDX
	2.0 (J/- 636)	76		01.91	10.96	- ABS/ - Niveauregulierung ¹⁾	03.0137-0271.2	650271		229 x 42 HEB	LUC
	2.1 RTDT Quadra	65		01.91	05.92	- Niveauregulierung ²⁾	03.0137-9027.2	669027		Bremsbacken-Zubehör	LUC
	2.1 TD (J633-635,63D)	65		01.91	10.96	- Niveauregulierung ²⁾					
	2.1 TD (J63E)	66		11.94	10.96	- Niveauregulierung ²⁾					
	2.2 (J/S637,J63G)	79		01.91	10.96	- ABS/ - Niveauregulierung ¹⁾					
	2.2 4x4 (J/S637,J63G)	79		03.91	12.96	- ABS/ - Niveauregulierung ¹⁾					
	2.0 (J/- 636)	76		01.91	10.96	- ABS/ - Niveauregulierung ¹⁾	24.0222-8015.1	480055		229/229,5 x 52,5	
	2.1 RTDT Quadra	65		01.91	05.92	- Niveauregulierung ²⁾	24.0222-8019.2	480087		229/229,5 x 52,5	
	2.1 TD (J633-635,63D)	65		01.91	10.96	- Niveauregulierung ²⁾					
	2.1 TD (J63E)	66		11.94	10.96	- Niveauregulierung ²⁾					
	2.2 (J/S637,J63G)	79		01.91	10.96	- ABS/ - Niveauregulierung ¹⁾					
	2.2 4x4 (J/S637,J63G)	79		03.91	12.96	- ABS/ - Niveauregulierung ¹⁾					
	2.0 (J/- 636)	76		01.91	11.92	- ABS/ - Niveauregulierung ¹⁾	03.0520-3122.3	693122		22,20/229x42 TopKit	BDX
	2.1 TD (J633-635,63D)	65		01.91	11.92	- Niveauregulierung ²⁾					
	2.0 (J/- 636)	76		12.92	10.96	- ABS/ - Niveauregulierung ¹⁾	03.0520-2422.3	692422		22,20/229x42 TopKit	LUC
	2.1 TD (J633-635,63D)	65		12.92	10.96	- Niveauregulierung ²⁾					
	2.1 TD (J63E)	66		11.94	10.96	- Niveauregulierung ²⁾					
	2.2 (J/S637,J63G)	79		01.91	10.96	- ABS/ - Niveauregulierung ¹⁾					
	2.2 4x4 (J/S637,J63G)	79		03.91	12.96	- ABS/ - Niveauregulierung ¹⁾					

RENAULT ESPACE III (JE_) (96-02)

	1.9 dTi	72		02.99	10.02		13.0460-2832.2	602832		21888 18,1 +/WK/S	LUC
	2.0	84		11.96	10.00						
	2.0	102		09.01	10.02						
	2.0 16V	103		10.98	10.02						
	2.2 D	84		11.97	01.00						
	2.2 dT	83		11.96	10.00						
	3.0 V6	123		11.96	10.98						
	2.2 dCi	85		07.00	10.02		13.0460-2870.2	602870		23099 18,4 /S	LUC
	2.2 dCi	95		10.00	10.02						
	3.0 V6	140		07.00	10.02						
	2.2 dCi	95		10.00	10.02		13.0460-2735.2	602735		23099 18,4 +/WK/Zub/S	LUC
	3.0 V6	140		10.98	06.00						
	1.9 dTi	72		02.99	10.02		24.0124-0171.1	424171		280 24,0 21,8 V L +S +B	
	2.0	84		11.96	10.00		24.0324-0171.1	524171		280 24,0 21,8 V L +S +B PD	
	2.0	102		09.01	10.02						
	2.0 16V	103		10.98	10.02						
	2.2 D	84		11.97	01.00						
	2.2 dT	83		11.96	10.00						
	3.0 V6	123		11.96	10.98						
	2.2 dCi	85		07.00	10.02		24.0128-0134.1	428134		305 28,0 26,0 V +B	
	2.2 dCi	95		10.00	10.02						
	3.0 V6	140		07.00	10.02						
	2.0 16V	103		10.98	06.00		13.0460-4957.2	604957		20410 15,0 +	BRE
	3.0 V6	123		11.96	10.98		13.0460-0438.2	610438		Belagsatz-Zubehör	BRE
	3.0 V6	140		10.98	06.00						
	2.0	102		09.01	10.02		13.0460-2845.2	602845		23554 16,4 /Zub/S	LUC
	2.0 16V	103		07.00	10.02		13.0470-2845.2	LD2845		23554 16,4 /Zub/S	LUC
	2.2 dCi	95		10.00	10.02						
	3.0 V6	140		07.00	10.02						
	2.0	102		09.01	10.02		24.0111-0151.1	411151		265 10,5 9,5 +B	
	2.0 16V	103		10.98	10.02						
	2.2 dCi	95		10.00	10.02						
	3.0 V6	123		11.96	10.98						
	3.0 V6	140		10.98	10.02						
	1.9 dTi	72		02.99	10.02		03.0137-0347.2	650347		229 x 42 HEB	LUC
	2.0	84		11.96	10.00		03.0137-9206.2	669206		Bremsbacken-Zubehör	LUC
	2.2 D	84		11.97	01.00						
	2.2 dCi	85		07.00	10.02						
	2.2 dT	83		11.96	10.00						
	1.9 dTi	72		02.99	10.02		24.0222-8032.1	480170		229/229,5 x 52,5	
	2.0	84		11.96	10.00						
	2.2 D	84		11.97	01.00						
	2.2 dCi	85		07.00	10.02						
	2.2 dT	83		11.96	10.00						
	1.9 dTi	72		02.99	10.02		03.0520-5522.3	695522		22,20/229x41 TopKit	LUC
	2.0	84		11.96	10.00						
	2.2 D	84		11.97	01.00						
	2.2 dCi	85		07.00	10.02						
	2.2 dT	83		11.96	10.00						

RENAULT ESPACE IV (JK_) (02-)

	1.9 dCi	85		04.03	02.05		13.0460-7159.2	607159		23248 18,3 +	ATE
	1.9 dCi	88		11.02			13.0470-7159.2	LD7159		23248 18,3 +	ATE
	2.0	98		11.02	02.05						
	2.0 dCi	96		01.06							
	2.0 dCi 110	110		01.06							
	2.0 dCi 130	127		01.06							
	2.0 i	100		11.02							
	2.0 Turbo	120		11.02							
	2.0 Turbo	125		04.05							
	2.2 dCi	102		02.06							
	2.2 dCi	110		11.02							

¹⁾ - ABS/ - suspens.level control / - ABS/ - correttore assetto / - ABS/ - correcteur d'assiette / - ABS/ - regul.alt.suspension

²⁾ - suspension level control / - correttore assetto / - correcteur d'assiette / - regulación altura suspensión










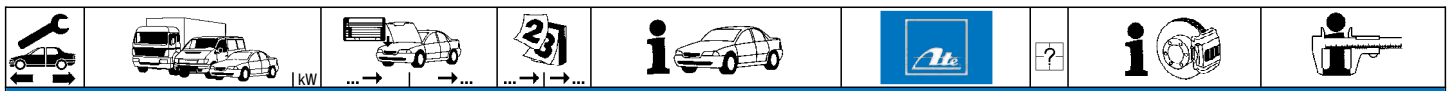
RENAULT ESPACE IV (JK_) (02-)

	3.0 dCi 120 3.0 dCi 130 3.0 dCi 133 3.5 V6 177		09.09 11.02 01.06 11.02		13.0460-7159.2 13.0470-7159.2	607159 LD7159		23248 18,3 + 23248 18,3 +	ATE ATE
	1.9 dCi 88 2.0 98 2.0 dCi 110 110 2.0 dCi 130 127 2.0 i 100 2.0 Turbo 120 2.0 Turbo 120 2.0 Turbo 120 2.2 dCi 102 2.2 dCi 110 3.0 dCi 120 3.0 dCi 130 3.0 dCi 133 3.5 V6 177		11.02 11.02 01.06 01.06 11.02 11.02 11.02 11.02 02.06 11.02 09.05 11.02 01.06 11.02	09.03 + Leichtmetallfelgen ¹⁾ 02.05 + Leichtmetallfelgen ¹⁾ 09.03 + Leichtmetallfelgen ¹⁾ 09.03 + Stahlfelgen ²⁾ 09.03 + 17" Leichtmetallfelgen ³⁾ 09.03 + 18" Leichtmetallfelgen ⁴⁾	24.0128-0133.1	428133		324 28,0 25,4 V L +B	
	1.9 dCi 85 1.9 dCi 88 1.9 dCi 88 2.0 98 2.0 dCi 96 2.0 i 100 2.0 i 100 2.0 Turbo 120 2.0 Turbo 120 2.0 Turbo 125		04.03 11.02 10.03 11.02 01.06 11.02 10.03 10.03 10.03 04.05	02.05 + Stahlfelgen ²⁾ + Leichtmetallfelgen ¹⁾ 02.05 + Stahlfelgen ²⁾ + Stahlfelgen ²⁾ + Leichtmetallfelgen ¹⁾ + Stahlfelgen ²⁾ + 17" Leichtmetallfelgen ³⁾	24.0128-0135.1	428135		308 28,0 25,8 V L +B	
	1.9 dCi 85 1.9 dCi 88 2.0 98 2.0 dCi 96 2.0 dCi 110 110 2.0 dCi 130 127 2.0 i 100 2.0 Turbo 120 2.0 Turbo 125 2.2 dCi 102 2.2 dCi 110 3.0 dCi 120 3.0 dCi 130 3.0 dCi 133 3.5 V6 177		04.03 11.02 11.02 01.06 01.06 11.02 11.02 04.05 02.06 11.02 09.05 11.02 01.06 11.02	02.05 02.05	24.0711-5094.1	360064	2	Radsensor L=557	
	1.9 dCi 85 1.9 dCi 88 2.0 98 2.0 dCi 96 2.0 dCi 110 110 2.0 dCi 130 127 2.0 i 100 2.0 Turbo 120 2.0 Turbo 125 2.2 dCi 102 2.2 dCi 110 3.0 dCi 120 3.0 dCi 130 3.0 dCi 133 3.5 V6 177		04.03 11.02 11.02 01.06 01.06 11.02 11.02 04.05 02.06 11.02 09.05 11.02 01.06 11.02	02.05 02.05	13.0460-7137.2 13.0470-7137.2	607137 LD7137		23482 15,8 + 23482 15,8 +	ATE ATE
	1.9 dCi 85 1.9 dCi 88 2.0 98 2.0 dCi 96 2.0 dCi 110 110 2.0 dCi 130 127 2.0 i 100 2.0 Turbo 120 2.0 Turbo 125 2.2 dCi 102 2.2 dCi 110 3.0 dCi 120 3.0 dCi 130 3.0 dCi 133 3.5 V6 177		04.03 11.02 11.02 01.06 01.06 11.02 11.02 04.05 02.06 11.02 09.05 11.02 01.06 11.02	02.05 02.05	24.0111-0100.2	411100	mit Lager/ mit Sensorring ⁵⁾	300 11,0 9,5 +B	
	1.9 dCi 85 1.9 dCi 88 2.0 98 2.0 dCi 96 2.0 dCi 110 110 2.0 dCi 130 127 2.0 i 100 2.0 Turbo 120 2.0 Turbo 125 2.2 dCi 102 2.2 dCi 110 3.0 dCi 120 3.0 dCi 130 3.0 dCi 133		04.03 11.02 11.02 01.06 01.06 11.02 11.02 04.05 02.06 11.02 09.05 11.02 01.06 05.06	02.05 05.06 02.05 05.06 05.06 05.06 05.06 05.06 05.06 05.06 05.06 05.06 05.06 05.06	24.0711-5097.1	360198	2	Radsensor L=636	

¹⁾ + light alloy rims / + cerchi in lega / + jantes en alliage léger / + Llantas de aleación ligera
²⁾ + steel rims / + cerchi in acciaio / + jantes en acier / + Llantas acero
³⁾ + 17" alloy wheels / + cerchi in lega 17" / + jantes en alliage léger 17" / + Llantas aleación ligera 17"
⁴⁾ + 18" light alloy rims / + cerchi in lega 18" / + jantes en alliage léger 18" / + Llantas aleación ligera 18"
⁵⁾ with bearing/ with sensor ring / con supporto/+ anell.sens.ABS / avec palier de secours ABS / con apoyo/+ anillo sensor ABS

RENAULT ESPACE IV (JK_) (02-)										
	3.5 V6	177		11.02	05.06		24.0711-5097.1	360198	2	Radsensor L=636
RENAULT ESPACE V (JR_) (15-)										
	1.6 dCi 130	96		06.15			24.0128-0245.1	428245		320 28,0 25,4 V L +S +B
	1.6 dCi 160	118		06.15						
	1.6 TCe 200	147		02.15						
RENAULT EXPRESS/RAPID (F40_) (85-98)										
	1.0 (F400)	27		01.86	05.88		13.0460-3955.2	603955		21097 15,0 +/WK BDX
	1.1 (F401)	33		07.85	05.88	- (I)	13.0460-0423.2	610423		Belagsatz-Zubehör BDX
	1.1 (F40H)	33		06.87	05.88					
	1.6 (F404)	40		01.86	06.86	+ (E)				
	1.0 (F400)	27		06.88	05.92		13.0460-3911.2	603911		20905 18,0 +/WK BDX
	1.1 (F401)	33		07.85	05.88	+ (I)	13.0460-2834.2	602834		21463 18,0 /WK/S LUC
	1.1 (F401)	33		06.88	04.95		13.0460-0411.2	610411		Belagsatz-Zubehör BDX
	1.1 (F40H)	33		06.88	06.90					
	1.1 (F40T)	33		09.91	03.98					
	1.2 (F406)	40		10.92	03.98					
	1.2 (F40F)	40		06.90	03.98					
	1.4 (F402)	43		01.86	06.90					
	1.4 (F40A)	43		06.90	03.98					
	1.4 (F40M)	44		06.87	06.90					
	1.4 (F40Y)	43		09.91	03.98					
	1.4 i (F407)	43		01.86	03.98					
	1.4 i (F40D)	58		09.94	03.98					
	1.4 i (F40U)	55		09.91	03.98					
	1.4 i (F40V)	55		09.91	03.98					
	1.6 (F404)	40		01.86	08.98	- (E)				
	1.6 (F404)	40		07.86	08.98	+ (E)				
	1.9 (F40E)	47		09.92	03.98					
	1.9 (F40N)	47		06.90	03.98					
	1.9 (F40P)	47		09.91	03.98					
	1.9 (F40R)	40		09.94	03.98		13.0460-3911.2	603911		20905 18,0 +/WK BDX
	1.9 D (G40B)	40		09.95	03.98		13.0460-0411.2	610411		Belagsatz-Zubehör BDX
	1.9 D (G40C)	40		09.95	03.98					
	1.0 (F400)	27		01.86	05.92	+ (E)	24.0108-0104.1	408104		238 8,2 7,0 +S +B
	1.1 (F401)	33		07.85	05.88	- (I)				
	1.1 (F40H)	33		06.87	05.88					
	1.6 (F404)	40		01.86	06.86	+ (E)				
	1.0 (F400)	27		01.86	05.92	- (E)	24.0112-0116.1	412116		238 12,0 10,5 +S +B
	1.1 (F401)	33		06.88	04.95	- (I)				
	1.1 (F401)	33		01.86	04.95	+ (I)				
	1.1 (F40H)	33		06.88	06.90					
	1.1 (F40T)	33		09.91	03.98					
	1.2 (F406)	40		10.92	03.98					
	1.2 (F40F)	40		06.90	03.98					
	1.4 (F402)	43		01.86	06.90					
	1.4 (F40A)	43		06.90	03.98					
	1.4 (F40M)	44		06.87	06.90					
	1.4 (F40Y)	43		09.91	03.98					
	1.4 i (F407)	43		01.86	03.98					
	1.4 i (F40D)	58		09.94	03.98					
	1.4 i (F40U)	55		09.91	03.98					
	1.4 i (F40V)	55		09.91	03.98					
	1.6 (F404)	40		01.86	08.98	- (E)				
	1.6 (F404)	40		07.86	08.98	+ (E)				
	1.9 (F40E)	47		09.92	03.98					
	1.9 (F40N)	47		06.90	03.98					
	1.9 (F40P)	47		09.91	03.98					
	1.9 (F40R)	40		09.94	03.98					
	1.9 D (G40B)	40		09.95	03.98					
	1.9 D (G40C)	40		09.95	03.98					
	1.0 (F400)	27		01.86	05.92		03.0137-0209.2	650209		180 x 42 BDX
	1.1 (F401)	33		07.85	04.95		03.0137-9086.2	669086		Belagsatz-Zubehör BDX
	1.1 (F40H)	33		06.87	06.90		03.0137-0201.2	650201		180 x 41 HEB LUC
	1.1 (F40T)	33		09.91	09.96		03.0137-9056.2	669056		Belagsatz-Zubehör LUC
	1.6 (F404)	40		01.86	06.86	+ (E)				
	1.1 (F40T)	33		10.96	03.98		03.0137-0211.2	650211		203 x 39 BDX
	1.2 (F406)	40		10.92	03.98		03.0137-9125.2	669125		Belagsatz-Zubehör BDX
	1.2 (F40F)	40		06.90	03.98					
	1.4 (F402)	43		01.86	06.90					
	1.4 (F40A)	43		06.90	03.98	- erhöhte Zuladung ¹⁾				
	1.4 (F40M)	44		06.87	08.91					
	1.4 i (F407)	43		01.86	03.98					
	1.4 i (F40D)	58		09.94	03.98	- erhöhte Zuladung ¹⁾				
	1.4 i (F40U)	55		09.91	03.98	- erhöhte Zuladung ¹⁾				
	1.4 i (F40V)	55		09.91	03.98	- erhöhte Zuladung ¹⁾				
	1.6 (F404)	40		01.86	06.86	- (E)				
	1.6 (F404)	40		07.86	08.98	- erhöhte Zuladung ¹⁾				
	1.9 (F40E)	47		09.92	03.98	- erhöhte Zuladung ¹⁾				
	1.9 (F40N)	47		06.90	03.98	- erhöhte Zuladung ¹⁾				
	1.9 (F40P)	47		09.91	03.98	- erhöhte Zuladung ¹⁾				
	1.9 (F40R)	40		09.94	03.98	- erhöhte Zuladung ¹⁾				
	1.9 D (G40B)	40		09.95	03.98	- erhöhte Zuladung ¹⁾				








¹⁾ - increased payload / - carico utile maggiorato / - charge utile augmentée / - incremento de carga



RENAULT EXPRESS/RAPID (F40_) (85-98)

	1.9 D (G40C)	40		09.95	03.98	- erhöhte Zuladung ¹⁾	03.0137-0211.2	650211		203 x 39	BDX
							03.0137-9125.2	669125		Bremsbacken-Zubehör	BDX
	1.4 (F40A)	43		06.90	03.98	+ erhöhte Zuladung ²⁾	03.0137-0271.2	650271		229 x 42 HEB	LUC
	1.4 (F40Y)	43		09.91	03.98		03.0137-9027.2	669027		Bremsbacken-Zubehör	LUC
	1.4 i (F40D)	58		09.94	03.98	+ erhöhte Zuladung ²⁾					
	1.4 i (F40U)	55		09.91	03.98	+ erhöhte Zuladung ²⁾					
	1.4 i (F40V)	55		09.91	03.98	+ erhöhte Zuladung ²⁾					
	1.6 (F404)	40		07.86	08.98	+ erhöhte Zuladung ²⁾					
	1.9 (F40E)	47		09.92	03.98	+ erhöhte Zuladung ²⁾					
	1.9 (F40N)	47		06.90	03.98	+ erhöhte Zuladung ²⁾					
	1.9 (F40P)	47		09.91	03.98	+ erhöhte Zuladung ²⁾					
	1.9 (F40R)	40		09.94	03.98	+ erhöhte Zuladung ²⁾					
	1.9 D (G40B)	40		09.95	03.98	+ erhöhte Zuladung ²⁾					
	1.9 D (G40C)	40		09.95	03.98	+ erhöhte Zuladung ²⁾					
	1.0 (F400)	27		01.86	05.92	- I	24.0218-0013.1	480008		180/181,3 x 53 - Lager	
	1.1 (F401)	33		07.85	04.95	- I MA					
	1.1 (F40H)	33		06.87	06.90						
	1.1 (F40T)	33		09.91	09.96						
	1.2 (F40F)	40		06.90	03.98						
	1.6 (F404)	40		01.86	06.86	- erhöhte Zuladung/ + F ³⁾					
	1.0 (F400)	27		01.86	05.92	+ I	24.0220-3005.1	480054		203/204,5 x 50,5	
	1.1 (F401)	33		07.85	04.95	+ I MA					
	1.1 (F40T)	33		10.96	03.98						
	1.2 (F406)	40		10.92	03.98						
	1.4 (F402)	43		01.86	06.90						
	1.4 (F40A)	43		06.90	03.98	- erhöhte Zuladung ¹⁾					
	1.4 (F40M)	44		06.87	06.90						
	1.4 i (F407)	43		01.86	03.98						
	1.4 i (F40D)	58		09.94	03.98	- erhöhte Zuladung ¹⁾					
	1.4 i (F40U)	55		09.91	03.98	- erhöhte Zuladung ¹⁾					
	1.4 i (F40V)	55		09.91	03.98	- erhöhte Zuladung ¹⁾					
	1.6 (F404)	40		01.86	06.86	- erhöhte Zuladung/ - E ⁴⁾					
	1.6 (F404)	40		07.86	08.98	- erhöhte Zuladung ¹⁾					
	1.9 (F40E)	47		09.92	03.98	- erhöhte Zuladung ¹⁾					
	1.9 (F40N)	47		06.90	03.98	- erhöhte Zuladung ¹⁾					
	1.9 (F40P)	47		09.91	03.98	- erhöhte Zuladung ¹⁾					
	1.9 (F40R)	40		09.94	03.98	- erhöhte Zuladung ¹⁾					
	1.9 D (G40B)	40		09.95	03.98	- erhöhte Zuladung ¹⁾					
	1.9 D (G40C)	40		09.95	03.98	- erhöhte Zuladung ¹⁾					
	1.4 (F40Y)	43		09.91	03.98		24.0222-8019.2	480087		229/229,5 x 52,5	
	1.4 i (F40D)	58		09.94	03.98	+ erhöhte Zuladung ²⁾					
	1.4 i (F40U)	55		09.91	03.98	+ erhöhte Zuladung ²⁾					
	1.4 i (F40V)	55		09.91	03.98	+ erhöhte Zuladung ²⁾					
	1.6 (F404)	40		01.86	08.98	+ erhöhte Zuladung ²⁾					
	1.9 (F40E)	47		09.92	03.98	+ erhöhte Zuladung ²⁾					
	1.9 (F40N)	47		06.90	03.98	+ erhöhte Zuladung ²⁾					
	1.9 (F40P)	47		09.91	03.98	+ erhöhte Zuladung ²⁾					
	1.9 (F40R)	40		09.94	03.98	+ erhöhte Zuladung ²⁾					
	1.9 D (G40B)	40		09.95	03.98	+ erhöhte Zuladung ²⁾					
	1.9 D (G40C)	40		09.95	03.98	+ erhöhte Zuladung ²⁾					
	1.0 (F400)	27		01.86	05.92		03.0520-1022.3	691022		22,20/180x42 TopKit	BDX
	1.1 (F40H)	33		06.87	06.90		03.0520-1122.3	691122		22,20/180x41 TopKit	LUC
	1.1 (F40T)	33		09.91	09.96						
	1.1 (F401)	33		07.85	04.95	- I	03.0520-1022.3	691022		22,20/180x42 TopKit	BDX
	1.6 (F404)	40		01.86	06.86	+ F					
	1.1 (F401)	33		07.85	04.95	+ I	03.0520-3020.3	693020		20,64/203x39 TopKit	BDX
	1.4 (F402)	43		01.86	06.90						
	1.4 (F40M)	44		06.87	08.91						
	1.4 i (F407)	43		01.86	03.98						
	1.6 (F404)	40		01.86	06.86	- E					
	1.1 (F401)	33		07.85	04.95		03.0520-1122.3	691122		22,20/180x41 TopKit	LUC
	1.6 (F404)	40		01.86	06.86						
	1.1 (F40T)	33		10.96	03.98		03.0520-3020.3	693020		20,64/203x39 TopKit	BDX
	1.2 (F406)	40		10.92	03.98						
	1.2 (F40F)	40		06.90	03.98						
	1.4 (F40A)	43		06.90	03.98	- erhöhte Zuladung ¹⁾					
	1.4 i (F40D)	58		09.94	03.98	- erhöhte Zuladung ¹⁾					
	1.4 i (F40U)	55		09.91	03.98	- erhöhte Zuladung ¹⁾					
	1.4 i (F40V)	55		09.91	03.98	- erhöhte Zuladung ¹⁾					
	1.6 (F404)	40		07.86	08.98	- erhöhte Zuladung ¹⁾					
	1.9 (F40E)	47		09.92	03.98	- erhöhte Zuladung ¹⁾					
	1.9 (F40N)	47		06.90	03.98	- erhöhte Zuladung ¹⁾					
	1.9 (F40P)	47		09.91	03.98	- erhöhte Zuladung ¹⁾					
	1.9 (F40R)	40		09.94	03.98	- erhöhte Zuladung ¹⁾					
	1.9 D (G40B)	40		09.95	03.98	- erhöhte Zuladung ¹⁾					
	1.9 D (G40C)	40		09.95	03.98	- erhöhte Zuladung ¹⁾					
	1.4 (F40A)	43		09.91	03.98	+ erhöhte Zuladung ²⁾	03.0520-2422.3	692422		22,20/229x42 TopKit	LUC
	1.4 (F40Y)	43		09.91	03.98						
	1.4 i (F40D)	58		09.94	03.98	+ erhöhte Zuladung ²⁾					
	1.4 i (F40U)	55		09.91	03.98	+ erhöhte Zuladung ²⁾					
	1.4 i (F40V)	55		09.91	03.98	+ erhöhte Zuladung ²⁾					
	1.6 (F404)	40		07.86	08.98	+ erhöhte Zuladung ²⁾					
	1.9 (F40E)	47		09.92	03.98	+ erhöhte Zuladung ²⁾					
	1.9 (F40N)	47		09.91	03.98	+ erhöhte Zuladung ²⁾					
	1.9 (F40P)	47		09.91	03.98	+ erhöhte Zuladung ²⁾					
	1.9 (F40R)	40		09.94	03.98	+ erhöhte Zuladung ²⁾					

1) - increased payload / - carico utile maggiorato / - charge utile augmentée / - incremento de carga
 2) + increased payload / + carico utile maggiorato / + charge utile augmentée / + incremento de carga
 3) - increased payload/ + F / - carico utile maggiorato/ + F / - charge utile augmentée/ + F / - incremento de carga/ + F
 4) - increased payload/ - E / - carico utile maggiorato/ - E / - charge utile augmentée/ - E / - incremento de carga/ - E

RENAULT EXPRESS/RAPID (F40_) (85-98)											
	1.9 D (G40B) 1.9 D (G40C)	40 40		09.95 09.95	03.98 03.98	+ erhöhte Zuladung ¹⁾ + erhöhte Zuladung ¹⁾	03.0520-2422.3	692422		22,20/229x42 TopKit LUC	
RENAULT FLUENCE (L30_) (10-)											
	1.5 dCi 1.5 dCi 1.5 dCi 1.5 dCi 1.6 16V 1.6 16V 1.6 dCi 2.0 16V 2.0 16V Z.E.	63 66 70 78 81 81 82 96 101 103 70		02.10 02.10 07.14 02.10 02.10 02.10 07.14 05.11 02.10 02.12			13.0460-7266.2 13.0470-7266.2	607266 LD7266		24538 17,9 + 24538 17,9 + ATE ATE	
	1.5 dCi 1.5 dCi 1.5 dCi 1.5 dCi 1.6 16V 1.6 16V 1.6 dCi 2.0 16V 2.0 16V Z.E.	63 66 70 78 81 82 96 101 103 70		02.10 02.10 07.14 02.10 02.10 02.10 07.14 05.11 02.10 02.12			24.0124-0221.1	424221		280 24,0 21,8 V L +S +B	
	1.5 dCi 1.5 dCi 1.5 dCi 1.5 dCi 1.6 16V 1.6 16V 1.6 dCi 2.0 16V 2.0 16V	63 66 70 78 81 82 96 101 103		02.10 02.10 07.14 02.10 02.10 02.10 07.14 05.11 02.10		- elektrische Feststellbremse ²⁾ - elektrische Feststellbremse ²⁾ - elektrische Feststellbremse ²⁾ - elektrische Feststellbremse ²⁾ - elektrische Feststellbremse ²⁾ - elektrische Feststellbremse ²⁾ - elektrische Feststellbremse ²⁾ - elektrische Feststellbremse ²⁾ - elektrische Feststellbremse ²⁾	13.0460-2740.2 13.0470-2740.2	602740 LD2740	23554 17,2 /Zub/S 23554 17,2 /Zub/S	LUC LUC	
	1.5 dCi 1.5 dCi 1.5 dCi 1.5 dCi 1.6 16V 1.6 16V 1.6 dCi 2.0 16V 2.0 16V	63 66 70 78 81 82 96 101 103		02.10 02.10 07.14 02.10 02.10 02.10 07.14 05.11 02.10		+ elektrische Feststellbremse ³⁾ + elektrische Feststellbremse ³⁾ + elektrische Feststellbremse ³⁾ + elektrische Feststellbremse ³⁾ + elektrische Feststellbremse ³⁾ + elektrische Feststellbremse ³⁾ + elektrische Feststellbremse ³⁾ + elektrische Feststellbremse ³⁾ + elektrische Feststellbremse ³⁾	13.0460-2756.2	602756	24820 16,1 /Zub/S	LUC	
	1.5 dCi 1.5 dCi 1.5 dCi 1.5 dCi 1.6 16V 1.6 16V 1.6 dCi 2.0 16V 2.0 16V Z.E.	63 66 70 78 81 82 96 101 103 70		02.10 02.10 07.14 02.10 02.10 02.10 07.14 05.11 02.10 02.12			24.0108-0116.2	408116	mit Lager/ mit Sensorring ⁴⁾	260 8,0 7,0 +B	
							24.0111-0180.2	411180	mit Lager/ mit Sensorring ⁴⁾	274 11,0 9,5 +B	
RENAULT KANGOO I (KC_) (98-07)											
	1.2 1.2 16V 1.4 1.5 dCi 1.5 dCi 1.5 dCi 1.5 dCi (KC07) 1.5 dCi (KC08/09) 1.6 16V 2WD 1.6 16V bivalent 1.9 D 1.9 D (KC0D) 1.9 dTi (KC0U) 1.9 RXED Elektro	43 55 55 42 45 62 48 60 70 60 47 40 59 48 22		03.98 06.01 03.98 07.03 04.05 06.05 12.01 07.02 06.01 06.05 03.98 03.98 02.00 09.99 01.02	12.07 12.07 12.07 12.07 12.07 12.07 12.07 12.07 12.07 12.07 12.07 12.07 12.07 12.07 12.04		13.0460-3977.2	603977	- Postfahrzeug ⁵⁾	21980 18,0 +/-WE/S	BOS
	1.6 16V 4x4 1.9 dCi 4x4 (KC0V)	70 59		10.01 10.01	12.07 12.07		13.0460-3815.2 13.0470-3815.2	603815 LD3815		23930 18,2 /Zub/S 23930 18,2 /Zub/S	BOS BOS
	1.2 1.2 16V 1.4 1.5 dCi 1.9 D 1.9 D (KC0D) 1.9 dTi (KC0U) 1.9 RXED Elektro	43 55 55 45 47 40 59 48 22		03.98 06.01 03.98 04.05 03.98 03.98 02.00 09.99 01.02	12.07 12.07 12.07 12.07 12.07 12.07 12.07 06.01 12.04	- ABS - ABS/ - verstärktes Fahrwerk ⁶⁾ - ABS/ - verstärktes Fahrwerk ⁶⁾ - ABS - ABS - ABS - ABS - ABS	24.0120-0125.1	420125		238 20,1 17,7 V +S +B	

¹⁾ + increased payload / + carico utile maggiorato / + charge utile augmentée / + incremento de carga
²⁾ - electric parking brake / - freno a mano elettrico / - frein à main électrique / - freno de mano eléctrico
³⁾ + electric parking brake / + freno a mano elettrico / + frein à main électrique / + freno de mano eléctrico
⁴⁾ with bearing/ with sensor ring / con supporto/+ anell.sens.ABS / avec palier de secours ABS / con apoyo/+ anillo sensor ABS
⁵⁾ - Postal vehicle / - Veicoli postale / - Véhicule postal / - Vehículo de correos
⁶⁾ - ABS/ - reinforced suspension / - ABS/ - sospensione rinforzata / - ABS/ - châssis renforcé / - ABS/ - suspensión reforzada





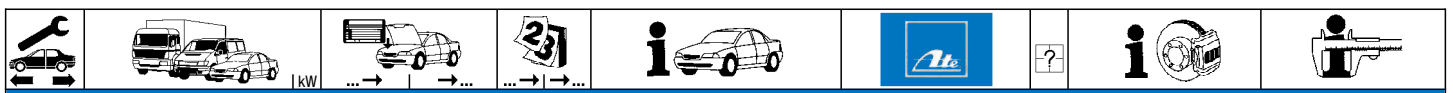
RENAULT KANGOO I (KC_) (98-07)

	1.2	43	03.98	12.07	+ ABS	24.0121-0106.1	421106		259 20,6 17,7 V +S +B		
	1.2 16V	55	06.01	12.07	+ ABS/ + verstärktes Fahrwerk ¹⁾						
	1.4	55	03.98	12.07	+ ABS/ + verstärktes Fahrwerk ¹⁾						
	1.5 dCi	42	07.03	12.07							
	1.5 dCi	45	04.05	12.07	+ ABS						
	1.5 dCi	62	06.05	12.07							
	1.5 dCi (KC07)	48	12.01	12.07							
	1.5 dCi (KC08/09)	60	07.02	12.07							
	1.6 16V 2WD	70	06.01	12.07							
	1.6 16V bivalent	60	06.05	12.07							
	1.9 D	47	03.98	12.07	+ ABS						
	1.9 D (KC0D)	40	03.98	12.07	+ ABS						
	1.9 dTi (KC0U)	59	02.00	12.07	+ ABS						
	1.9 RXED	48	09.99	06.01	+ ABS						
1.6 16V 4x4	70	10.01	12.07		24.0124-0158.1	424158	280 24,0 21,8 V L +S +B 280 24,0 21,8 V L +S +B PD				
1.9 dCi 4x4 (KC0V)	59	10.01	12.07		24.0324-0158.1	524158					
	1.6 16V 4x4	70	10.01	12.07		13.0460-3988.2	603988	23557 17,2 /S 23557 17,2 /S			
	1.9 dCi 4x4 (KC0V)	59	10.01	12.07		13.0470-3988.2	LD3988				
	1.6 16V 4x4	70	10.01	12.07		24.0112-0160.1	412160	281 12,0 11,0 +B			
	1.9 dCi 4x4 (KC0V)	59	10.01	12.07							
	1.2 (KC01/OA/OF)	43	03.98	12.07	- verstärktes Fahrwerk ²⁾	03.0137-0350.2	650350	203 x 39 HEB Bremsbacken-Zubehör			
	1.2 16V (KC05/OT/OW)	55	06.01	12.07	- verstärktes Fahrwerk ²⁾						
	1.4	55	03.98	12.07	- verstärktes Fahrwerk ²⁾						
	1.5 dCi	42	07.03	12.07	- verstärktes Fahrwerk ²⁾						
	1.5 dCi	45	04.05	12.07	- verstärktes Fahrwerk ²⁾						
	1.5 dCi	62	06.05	12.07	- verstärktes Fahrwerk ²⁾						
	1.5 dCi (KC07)	48	12.01	12.07	- verstärktes Fahrwerk ²⁾						
	1.5 dCi (KC08/09)	60	07.02	12.07	- verstärktes Fahrwerk ²⁾						
	1.6 16V 2WD	70	06.01	12.07	- verstärktes Fahrwerk ²⁾						
	1.9 D	47	03.98	12.07	- verstärktes Fahrwerk ²⁾						
	1.9 D (KC0D)	40	03.98	12.07	- verstärktes Fahrwerk ²⁾						
	1.9 dTi (KC0U)	59	02.00	12.07	- verstärktes Fahrwerk ²⁾						
	1.9 RXED	48	09.99	06.01	- verstärktes Fahrwerk ²⁾						
	1.2 (KC01/OA/OF)	43	03.98	12.07	+ verstärktes Fahrwerk ³⁾				03.0137-0351.2	650351	229 x 42 HEB Bremsbacken-Zubehör
1.2 (KC0K)	43	03.98	12.07	+ verstärktes Fahrwerk ³⁾							
1.2 16V (KC05/OT/OW)	55	06.01	12.07	+ verstärktes Fahrwerk ³⁾							
1.2 16V (KC06)	55	06.01	12.07								
1.4	55	03.98	12.07	+ verstärktes Fahrwerk ³⁾							
1.5 dCi	42	07.03	12.07	+ verstärktes Fahrwerk ³⁾							
1.5 dCi	62	06.05	12.07	+ verstärktes Fahrwerk ³⁾							
1.5 dCi (KC07)	48	12.01	12.07	+ verstärktes Fahrwerk ³⁾							
1.5 dCi (KC08/09)	60	07.02	12.07	+ verstärktes Fahrwerk ³⁾							
1.6 16V 2WD	70	06.01	12.07	+ verstärktes Fahrwerk ³⁾							
1.9 D	47	03.98	12.07	+ verstärktes Fahrwerk ³⁾							
1.9 D (KC0D)	40	03.98	12.07	+ verstärktes Fahrwerk ³⁾							
1.9 dTi (KC0U)	59	02.00	12.07	+ verstärktes Fahrwerk ³⁾							
1.9 RXED	48	09.99	06.01	+ verstärktes Fahrwerk ³⁾							
Elektro	22	01.02	12.04								
	1.2 (KC01/OA/OF)	43	03.98	12.07	- verstärktes Fahrwerk ²⁾	24.0220-3010.1	480081	203/204,4 x 50,5			
	1.2 16V (KC05/OT/OW)	55	06.01	12.07	- verstärktes Fahrwerk ²⁾						
	1.4	55	03.98	12.07	- verstärktes Fahrwerk ²⁾						
	1.5 dCi	42	07.03	12.07	- verstärktes Fahrwerk ²⁾						
	1.5 dCi	45	04.05	12.07	- verstärktes Fahrwerk ²⁾						
	1.5 dCi	62	06.05	12.07	- verstärktes Fahrwerk ²⁾						
	1.5 dCi (KC07)	48	12.01	12.07	- verstärktes Fahrwerk ²⁾						
	1.5 dCi (KC08/09)	60	07.02	12.07	- verstärktes Fahrwerk ²⁾						
	1.9 D	47	03.98	12.07	- verstärktes Fahrwerk ²⁾						
	1.9 D (KC0D)	40	03.98	12.07	- verstärktes Fahrwerk ²⁾						
	1.9 dTi (KC0U)	59	02.00	12.07	- verstärktes Fahrwerk ²⁾						
	1.9 RXED	48	09.99	06.01	- verstärktes Fahrwerk ²⁾						
	1.2 (KC01/OA/OF)	43	03.98	12.07	+ verstärktes Fahrwerk ³⁾				24.0222-8015.1	480055	229/229,5 x 52,5 229/229,5 x 52,5
	1.2 (KC0K)	43	03.98	12.07	+ verstärktes Fahrwerk ³⁾						
1.2 16V (KC05/OT/OW)	55	06.01	12.07	+ verstärktes Fahrwerk ³⁾							
1.2 16V (KC06)	55	06.01	12.07								
1.4	55	03.98	12.07	+ verstärktes Fahrwerk ³⁾							
1.5 dCi	42	07.03	12.07	+ verstärktes Fahrwerk ³⁾							
1.5 dCi	62	06.05	12.07	+ verstärktes Fahrwerk ³⁾							
1.5 dCi (KC07)	48	12.01	12.07	+ verstärktes Fahrwerk ³⁾							
1.5 dCi (KC08/09)	60	07.02	12.07	+ verstärktes Fahrwerk ³⁾							
1.9 D	47	03.98	12.07	+ verstärktes Fahrwerk ³⁾							
1.9 D (KC0D)	40	03.98	12.07	+ verstärktes Fahrwerk ³⁾							
1.9 dTi (KC0U)	59	02.00	12.07	+ verstärktes Fahrwerk ³⁾							
1.9 RXED	48	09.99	06.01	+ verstärktes Fahrwerk ³⁾							
Elektro	22	01.02	12.07								
	1.2 (KC01/OA/OF)	43	03.98	12.07	- verstärktes Fahrwerk ²⁾	03.0520-5722.3	695722	22,20/203x39 TopKit			
	1.2 16V (KC05/OT/OW)	55	06.01	12.07	- verstärktes Fahrwerk ²⁾						
	1.4	55	03.98	12.07	- verstärktes Fahrwerk ²⁾						
	1.5 dCi	42	07.03	12.07	- verstärktes Fahrwerk ²⁾						
	1.5 dCi	62	06.05	12.07	- verstärktes Fahrwerk ²⁾						
	1.5 dCi (KC07)	48	12.01	12.07	- verstärktes Fahrwerk ²⁾						
	1.5 dCi (KC08/09)	60	07.02	12.07	- verstärktes Fahrwerk ²⁾						
	1.6 16V 2WD	70	06.01	12.07	- verstärktes Fahrwerk ²⁾						
	1.9 D	47	03.98	12.07	- verstärktes Fahrwerk ²⁾						
	1.9 D (KC0D)	40	03.98	12.07	- verstärktes Fahrwerk ²⁾						
	1.9 D (KC0D)	40	03.98	12.07	- verstärktes Fahrwerk ²⁾						

¹⁾ + ABS/ + reinforced suspens. / + ABS/ + sospensione rinforzata / + ABS/ + châssis renforcé / + ABS/ + suspensión reforzada

²⁾ - reinforced suspension / - sospensione rinforzata / - châssis renforcé / - suspensión reforzada

³⁾ + reinforced suspension / + sospensione rinforzata / + châssis renforcé / + suspensión reforzada



RENAULT KANGOO I (KC_) (98-07)

	1.9 dTi (KC0U)	59	02.00	12.07	- verstärktes Fahrwerk ¹⁾	03.0520-5722.3	695722		22,20/203x39 TopKit	BDX
	1.9 RXED	48	09.99	06.01	- verstärktes Fahrwerk ¹⁾					
	1.2 (KC01/0A/0F)	43	03.98	12.07	+ verstärktes Fahrwerk ²⁾	03.0520-5622.3	695622		22,20/229x42 TopKit	BDX
	1.2 (KC0K)	43	03.98	12.07						
	1.2 16V (KC05/0T/0W)	55	06.01	12.07	+ verstärktes Fahrwerk ²⁾					
	1.2 16V (KC06)	55	06.01	12.07						
	1.4	55	03.98	12.07	+ verstärktes Fahrwerk ²⁾					
	1.5 dCi	42	07.03	12.07	+ verstärktes Fahrwerk ²⁾					
	1.5 dCi	62	06.05	12.07	+ verstärktes Fahrwerk ²⁾					
	1.5 dCi (KC07)	48	12.01	12.07	+ verstärktes Fahrwerk ²⁾					
	1.5 dCi (KC08/09)	60	07.02	12.07	+ verstärktes Fahrwerk ²⁾					
	1.6 16V 2WD	70	06.01	12.07	+ verstärktes Fahrwerk ²⁾					
	1.9 D	47	03.98	12.07	+ verstärktes Fahrwerk ²⁾					
	1.9 D (KC0D)	40	03.98	12.07	+ verstärktes Fahrwerk ²⁾					
	1.9 dTi (KC0U)	59	02.00	12.07	+ verstärktes Fahrwerk ²⁾					
	1.9 RXED	48	09.99	06.01	+ verstärktes Fahrwerk ²⁾					
	Elektro	22	01.02	12.07						

RENAULT KANGOO II (KW_) (08-)

	1.2 TCe 115	84	05.13		+ 15"/16" Rad ³⁾	13.0460-2741.2	602741		24693 18,5 /Zub/S	LUC
	1.5 dCi	50	02.08		+ 15"/16" Rad ³⁾	13.0460-2742.2	602742		24693 17,5 /Zub/S	LUC
	1.5 dCi	63	02.08		+ 15"/16" Rad ³⁾	13.0460-2743.2	602743		24693 17,5 +/WK/S	LUC
	1.5 dCi	76	02.08		+ 15"/16" Rad ³⁾					
	1.5 dCi 110	80	09.10		+ 15"/16" Rad ³⁾					
	1.5 dCi 110	81	03.13		+ 15"/16" Rad ³⁾					
	1.5 dCi 75	55	11.12		+ 15"/16" Rad ³⁾					
	1.5 dCi 90	66	11.12		+ 15"/16" Rad ³⁾					
	1.6	64	02.08		+ 15"/16" Rad ³⁾					
	1.6 16V	78	02.08		+ 15"/16" Rad ³⁾					
	1.6 16V Hi-Flex	78	02.08		+ 15"/16" Rad ³⁾					
	1.2 TCe 115	84	05.13		+ 15"/16" Rad ³⁾	24.0124-0222.1	424222		280 24,0 21,8 V L +S +B	
	1.5 dCi	50	02.08		+ 15"/16" Rad ³⁾					
	1.5 dCi	63	02.08		+ 15"/16" Rad ³⁾					
	1.5 dCi	76	02.08		+ 15"/16" Rad ³⁾					
	1.5 dCi 110	80	06.09		+ 15"/16" Rad ³⁾					
	1.5 dCi 110	81	03.13		+ 15"/16" Rad ³⁾					
	1.5 dCi 75	55	11.12		+ 15"/16" Rad ³⁾					
	1.5 dCi 90	66	11.12		+ 15"/16" Rad ³⁾					
	1.6	64	02.08		+ 15"/16" Rad ³⁾					
	1.6 16V	78	02.08		+ 15"/16" Rad ³⁾					
	1.6 16V Hi-Flex	78	02.08		+ 15"/16" Rad ³⁾					
	1.2 TCe 115	84	05.13			13.0460-2744.2	602744		24692 15,9 /Zub/S	LUC
	1.5 dCi	50	02.08							
	1.5 dCi	63	02.08							
	1.5 dCi	76	02.08							
	1.5 dCi 110	80	09.10							
	1.5 dCi 110	81	03.13							
	1.5 dCi 75	55	11.12							
	1.5 dCi 90	66	11.12							
	1.6	64	02.08							
	1.6 16V	78	02.08							
	1.6 16V Hi-Flex	78	02.08							
	1.5 dCi	50	02.08	10.11		24.0111-0174.2	411174		274 11,0 9,5 +B	
	1.5 dCi	63	02.08	10.11						
	1.5 dCi	76	02.08	10.11						
	1.5 dCi 110	80	09.10	10.11						
	1.6	64	02.08	10.11						
	1.6 16V	78	02.08	10.11						
	1.6 16V Hi-Flex	78	02.08	10.11						
	1.2 TCe 115	84	05.13			24.0111-0182.2	411182		274 11,0 9,5 +B	
	1.5 dCi	50	11.11							
	1.5 dCi	63	11.11							
	1.5 dCi	76	11.11							
1.5 dCi 110	80	11.11								
1.5 dCi 110	81	03.13								
1.5 dCi 75	55	11.12								
1.5 dCi 90	66	11.12								
1.6	64	11.11								
1.6 16V	78	11.11								
1.6 16V Hi-Flex	78	11.11								

RENAULT KANGOO Be Bop (KWO_) (09-10)

	1.5 dCi	55	09.10	12.10	+ 14" Rad ⁴⁾	13.0460-2709.2	602709		23973 17,4 /Zub/S	LUC
	1.5 dCi	66	06.09	12.10	+ 14" Rad ⁴⁾	13.0470-2709.2	LD2709		23973 17,4 /Zub/S	LUC
	1.5 dCi	76	02.09	12.10	+ 14" Rad ⁴⁾					
	1.5 dCi	80	06.09	12.10	+ 14" Rad ⁴⁾					
	1.6 16V	78	02.09	12.10	+ 14" Rad ⁴⁾					
	1.5 dCi	55	09.10	12.10	+ 15"/16" Rad ³⁾	13.0460-2741.2	602741		24693 18,5 /Zub/S	LUC
	1.5 dCi	66	06.09	12.10	+ 15"/16" Rad ³⁾	13.0460-2742.2	602742		24693 17,5 /Zub/S	LUC
	1.5 dCi	76	02.09	12.10	+ 15"/16" Rad ³⁾	13.0460-2743.2	602743		24693 17,5 +/WK/S	LUC
	1.5 dCi	80	06.09	12.10	+ 15"/16" Rad ³⁾					
	1.6 16V	78	02.09	12.10	+ 15"/16" Rad ³⁾					
	1.5 dCi	55	09.10	12.10	+ 14" Rad ⁴⁾	24.0122-0270.1	422270		258 22,0 19,8 V L +S +B	
	1.5 dCi	66	06.09	12.10	+ 14" Rad ⁴⁾					
	1.5 dCi	76	02.09	12.10	+ 14" Rad ⁴⁾					
	1.5 dCi	80	06.09	12.10	+ 14" Rad ⁴⁾					
	↓									

1) - reinforced suspension / - sospensione rinforzata / - châssis renforcé / - suspensión reforzada
 2) + reinforced suspension / + sospensione rinforzata / + châssis renforcé / + suspensión reforzada
 3) + 15"/16" wheel / + ruota 15"/16" / + roue 15"/16" / + rueda 15"/16"
 4) + 14" wheel / + ruota 14" / + roue 14" / + rueda 14"





RENAULT KANGOO Be Bop (KWO_) (09-10)

	1.6 16V	78		02.09	12.10	+ 14" Rad ¹⁾	24.0122-0270.1	422270		258 22,0 19,8 V L +S +B
	1.5 dCi	55		09.10	12.10	+ 15"/16" Rad ²⁾	24.0124-0222.1	424222		280 24,0 21,8 V L +S +B
	1.5 dCi	66		06.09	12.10	+ 15"/16" Rad ²⁾				
	1.5 dCi	76		02.09	12.10	+ 15"/16" Rad ²⁾				
	1.5 dCi	80		06.09	12.10	+ 15"/16" Rad ²⁾				
	1.6 16V	78		02.09	12.10	+ 15"/16" Rad ²⁾				
	1.5 dCi	55		09.10	12.10	+ 15"/16" Rad ²⁾	13.0460-2744.2	602744		24692 15,9 /Zub/S LUC
	1.5 dCi	66		06.09	12.10	+ 15"/16" Rad ²⁾				
	1.5 dCi	76		02.09	12.10	+ 15"/16" Rad ²⁾				
	1.5 dCi	80		06.09	12.10	+ 15"/16" Rad ²⁾				
	1.6 16V	78		02.09	12.10	+ 15"/16" Rad ²⁾				
	1.5 dCi	55		09.10	12.10	+ 15"/16" Rad ²⁾	24.0111-0174.2	411174		274 11,0 9,5 +B
	1.5 dCi	66		06.09	12.10	+ 15"/16" Rad ²⁾				
	1.5 dCi	76		02.09	12.10	+ 15"/16" Rad ²⁾				
	1.5 dCi	80		06.09	12.10	+ 15"/16" Rad ²⁾				
	1.6 16V	78		02.09	12.10	+ 15"/16" Rad ²⁾				
	1.5 dCi	55		09.10	12.10	+ 14" Rad ¹⁾	03.0137-0496.2	650496		228 x 42 HEB BDX
	1.5 dCi	66		06.09	12.10	+ 14" Rad ¹⁾	03.0137-9228.2	669228		Bremsbacken-Zubehör BDX
	1.5 dCi	76		02.09	12.10	+ 14" Rad ¹⁾				
	1.5 dCi	80		06.09	12.10	+ 14" Rad ¹⁾				
	1.6 16V	78		02.09	12.10	+ 14" Rad ¹⁾				
	1.5 dCi	55		09.10	12.10	+ 14" Rad ¹⁾	03.0520-7222.3	697222		22,20/228x42 TopKit
	1.5 dCi	66		06.09	12.10	+ 14" Rad ¹⁾				
	1.5 dCi	76		02.09	12.10	+ 14" Rad ¹⁾				
	1.5 dCi	80		06.09	12.10	+ 14" Rad ¹⁾				
	1.6 16V	78		02.09	12.10	+ 14" Rad ¹⁾				

RENAULT KANGOO Express/Rapid (FC_) (98-07)

	1.0	40		07.03	12.07		13.0460-3977.2	603977		21980 18,0 +WE/S BOS
	1.2	43		03.98	12.07					
	1.2	44		07.98	07.01					
	1.2 16V	55		10.01	12.07					
	1.4	55		03.98	12.07					
	1.5 dCi	42		12.02	12.07					
	1.5 dCi	50		06.05	12.07					
	1.5 dCi	62		06.05	12.07					
	1.5 dCi (FC07)	48		12.01	12.07					
	1.5 dCi (FC08/09)	60		04.03	12.07					
	1.6 16V	70		10.01	12.07					
	1.9 D	47		03.98	12.07					
	1.9 D	48		09.99	06.03					
	1.9 D (FC0D)	40		03.98	12.07					
	1.9 dTi (FC0U)	59		02.00	12.07					
	1.6 16V 4x4	70		10.01	12.07		13.0460-3815.2	603815		23930 18,2 /Zub/S BOS
	1.9 dCi 4x4 (FC0V)	59		10.01	12.07		13.0470-3815.2	LD3815		23930 18,2 /Zub/S BOS
	1.0	40		07.03	12.07	- ABS	24.0120-0125.1	420125		238 20,1 17,7 V +S +B
	1.2	43		03.98	12.07	- ABS				
	1.2	44		07.98	07.01	- ABS				
	1.4	55		03.98	12.07	- ABS/ - verstärktes Fahrwerk ³⁾				
	1.5 dCi	42		12.02	12.07	- ABS				
	1.5 dCi	50		06.05	12.07	- ABS				
	1.5 dCi (FC07)	48		12.01	12.07	- ABS				
	1.9 D	47		03.98	12.07	- ABS				
	1.9 D (FC0D)	40		03.98	12.07	- ABS				
	1.9 dTi (FC0U)	59		02.00	12.07	- ABS				
	1.0	40		07.03	12.07		24.0121-0106.1	421106		259 20,6 17,7 V +S +B
	1.2	43		03.98	12.07	+ ABS				
	1.2	44		07.98	07.01					
	1.2 16V	55		10.01	12.07					
	1.4	55		03.98	12.07	+ ABS/ + verstärktes Fahrwerk ⁴⁾				
	1.5 dCi	42		12.02	12.07	+ ABS				
	1.5 dCi	50		06.05	12.07	+ ABS				
	1.5 dCi	62		06.05	12.07	+ ABS				
	1.5 dCi (FC07)	48		12.01	12.07					
	1.5 dCi (FC08/09)	60		04.03	12.07					
	1.6 16V	70		10.01	12.07					
	1.9 D	47		03.98	12.07	+ ABS				
	1.9 D	48		09.99	06.03	+ ABS				
	1.9 D (FC0D)	40		03.98	12.07	+ ABS				
	1.9 dCi 4x4 (FC0V)	59		10.01	12.07					
	1.9 dTi (FC0U)	59		02.00	12.07	+ ABS				
	1.6 16V 4x4	70		10.01	12.07		24.0124-0158.1	424158		280 24,0 21,8 V L +S +B
	1.9 dCi 4x4 (FC0V)	59		10.01	12.07		24.0324-0158.1	524158		280 24,0 21,8 V L +S +B PD
	1.6 16V 4x4	70		10.01	12.07		13.0460-3988.2	603988		23557 17,2 /S BOS
	1.9 dCi 4x4 (FC0V)	59		10.01	12.07		13.0470-3988.2	LD3988		23557 17,2 /S BOS
	1.6 16V 4x4	70		10.01	12.07		24.0112-0160.1	412160		281 12,0 11,0 +B
	1.9 dCi 4x4 (FC0V)	59		10.01	12.07					
	1.0	40		07.03	12.07		03.0137-0350.2	650350		203 x 39 HEB
	1.2	43		03.98	12.07		03.0137-9233.2	669233		Bremsbacken-Zubehör
	1.2	44		07.98	07.01		03.0137-0351.2	650351		229 x 42 HEB BDX
	1.2 16V	55		10.01	12.07		03.0137-9228.2	669228		Bremsbacken-Zubehör BDX
	1.4	55		03.98	12.07					
	1.5 dCi	42		12.02	12.07					

¹⁾ + 14" wheel / + ruota 14" / + roue 14" / + rueda 14"













²⁾ + 15"/16" wheel / + ruota 15"/16" / + roue 15"/16" / + rueda 15"/16"



³⁾ - ABS/ - reinforced suspension / - ABS/ - sospensione rinforzata / - ABS/ - châssis renforcé / - ABS/ - suspensión reforzada

⁴⁾ + ABS/ + reinforced suspens. / + ABS/ + sospensione rinforzata / + ABS/ + châssis renforcé / + ABS/ + suspensión reforzada

⁵⁾ - reinforced suspension / - sospensione rinforzata / - châssis renforcé / - suspensión reforzada

⁶⁾ + reinforced suspension / + sospensione rinforzata / + châssis renforcé / + suspensión reforzada

								
RENAULT KANGOO Express/Rapid (FC_) (98-07)								
	1.5 dCi	50	06.05	12.07	03.0137-0350.2	650350	- verstärktes Fahrwerk ¹⁾	203 x 39 HEB
	1.5 dCi	62	06.05	12.07	03.0137-9233.2	669233	- verstärktes Fahrwerk ¹⁾	Bremsbacken-Zubehör
	1.5 dCi (FC07)	48	12.01	12.07	03.0137-0351.2	650351	+ verstärktes Fahrwerk ²⁾	229 x 42 HEB BDX
	1.5 dCi (FC08/09)	60	04.03	12.07	03.0137-9228.2	669228	+ verstärktes Fahrwerk ²⁾	Bremsbacken-Zubehör BDX
	1.6 16V	70	10.01	12.07				
	1.9 D	47	03.98	12.07				
	1.9 D	48	09.99	06.03				
	1.9 D (FC0D)	40	03.98	12.07				
	1.9 dTi (FC0U)	59	02.00	12.07				
	1.0	40	07.03	12.07	24.0220-3010.1	480081	- verstärktes Fahrwerk ¹⁾	203/204,4 x 50,5
	1.2	43	03.98	12.07	24.0222-8015.1	480055	- verstärktes Fahrwerk ²⁾	229/229,5 x 52,5
	1.2	44	07.98	07.01	24.0222-8019.2	480087	+ verstärktes Fahrwerk ²⁾	229/229,5 x 52,5
	1.2 16V	55	10.01	12.07				
	1.4	55	03.98	12.07				
	1.5 dCi	42	12.02	12.07				
	1.5 dCi	50	06.05	12.07				
	1.5 dCi	62	06.05	12.07				
	1.5 dCi (FC07)	48	12.01	12.07				
	1.5 dCi (FC08/09)	60	04.03	12.07				
	1.9 D	47	03.98	12.07				
	1.9 D	48	09.99	06.03				
	1.9 D (FC0D)	40	03.98	12.07				
	1.9 dTi (FC0U)	59	02.00	12.07				
	1.0	40	07.03	12.07	03.0520-5722.3	695722	- verstärktes Fahrwerk ¹⁾	22,20/203x39 TopKit BDX
	1.2	43	03.98	12.07	03.0520-5622.3	695622	+ verstärktes Fahrwerk ²⁾	22,20/229x42 TopKit BDX
	1.2	44	07.98	07.01				
	1.2 16V	55	10.01	12.07				
	1.4	55	03.98	12.07				
	1.5 dCi	42	12.02	12.07				
	1.5 dCi	50	06.05	12.07				
	1.5 dCi	62	06.05	12.07				
	1.5 dCi (FC07)	48	12.01	12.07				
	1.5 dCi (FC08/09)	60	04.03	12.07				
	1.6 16V	70	10.01	12.07				
	1.9 D	47	03.98	12.07				
	1.9 D	48	09.99	06.03				
	1.9 D (FC0D)	40	03.98	12.07				
	1.9 dTi (FC0U)	59	02.00	12.07				

RENAULT KANGOO Express/Rapid (FW_) (08-)								
	1.2 TCe 115	84	05.13	+ 15"/16" Rad ³⁾	13.0460-2741.2	602741		24693 18,5 /Zub/S LUC
	1.5 dCi	50	02.08	+ 15"/16" Rad ³⁾	13.0460-2742.2	602742		24693 17,5 /Zub/S LUC
	1.5 dCi	76	02.08	+ 15"/16" Rad ³⁾	13.0460-2743.2	602743		24693 17,5 +/WK/S LUC
	1.5 dCi 110	80	09.10	+ 15"/16" Rad ³⁾				
	1.5 dCi 110	81	09.13	+ 15"/16" Rad ³⁾				
	1.5 dCi 75	55	09.10	+ 15"/16" Rad ³⁾				
	1.5 dCi 85	63	02.08	+ 15"/16" Rad ³⁾				
	1.5 dCi 90	66	06.09	+ 15"/16" Rad ³⁾				
	1.6	64	02.08	+ 15"/16" Rad ³⁾				
	1.6 16V	78	02.08	+ 15"/16" Rad ³⁾				
	1.6 16V LPG	72	02.08	+ 15"/16" Rad ³⁾				
	1.2 TCe 115	84	05.13	+ 14" Rad ⁴⁾	13.0460-2709.2	602709		23973 17,4 /Zub/S LUC
	1.5 dCi	50	02.08	+ 14" Rad ⁴⁾	13.0470-2709.2	LD2709		23973 17,4 /Zub/S LUC
	1.5 dCi	76	02.08	+ 14" Rad ⁴⁾				
	1.5 dCi 110	80	09.10	+ 14" Rad ⁴⁾				
	1.5 dCi 110	81	09.13	+ 14" Rad ⁴⁾				
	1.5 dCi 75	55	09.10	+ 14" Rad ⁴⁾				
	1.5 dCi 85	63	02.08	+ 14" Rad ⁴⁾				
	1.5 dCi 90	66	06.09	+ 14" Rad ⁴⁾				
	1.6	64	02.08	+ 14" Rad ⁴⁾				
	1.6 16V	78	02.08	+ 14" Rad ⁴⁾				
	1.6 16V LPG	72	02.08	+ 14" Rad ⁴⁾				
	Z.E.	44	10.11	+ 14" Rad ⁴⁾				
	1.2 TCe 115	84	05.13	+ 14" Rad ⁴⁾	24.0122-0270.1	422270		258 22,0 19,8 V L +S +B
	1.5 dCi	50	02.08	+ 14" Rad ⁴⁾				
	1.5 dCi	76	02.08	+ 14" Rad ⁴⁾				
	1.5 dCi 110	80	09.10	+ 14" Rad ⁴⁾				
	1.5 dCi 110	81	09.13	+ 14" Rad ⁴⁾				
	1.5 dCi 75	55	09.10	+ 14" Rad ⁴⁾				
	1.5 dCi 85	63	02.08	+ 14" Rad ⁴⁾				
	1.5 dCi 90	66	06.09	+ 14" Rad ⁴⁾				
	1.6	64	02.08	+ 14" Rad ⁴⁾				
	1.6 16V	78	02.08	+ 14" Rad ⁴⁾				
	1.6 16V LPG	72	02.08	+ 14" Rad ⁴⁾				
	Z.E.	44	10.11	+ 14" Rad ⁴⁾				
	1.2 TCe 115	84	05.13	+ 15"/16" Rad ³⁾	24.0124-0222.1	424222		280 24,0 21,8 V L +S +B
	1.5 dCi	50	02.08	+ 15"/16" Rad ³⁾				
	1.5 dCi	76	02.08	+ 15"/16" Rad ³⁾				
	1.5 dCi 110	80	09.10	+ 15"/16" Rad ³⁾				
	1.5 dCi 110	81	09.13	+ 15"/16" Rad ³⁾				
	1.5 dCi 75	55	09.10	+ 15"/16" Rad ³⁾				
	1.5 dCi 85	63	02.08	+ 15"/16" Rad ³⁾				
	1.5 dCi 90	66	06.09	+ 15"/16" Rad ³⁾				
	1.6	64	02.08	+ 15"/16" Rad ³⁾				
	1.6 16V	78	02.08	+ 15"/16" Rad ³⁾				
	1.6 16V LPG	72	02.08	+ 15"/16" Rad ³⁾				

1) - reinforced suspension / - sospensione rinforzata / - châssis renforcé / - suspensión reforzada
2) + reinforced suspension / + sospensione rinforzata / + châssis renforcé / + suspensión reforzada
3) + 15"/16" wheel / + ruota 15"/16" / + roue 15"/16" / + rueda 15"/16"
4) + 14" wheel / + ruota 14" / + roue 14" / + rueda 14"



RENAULT KANGOO Express/Rapid (FW_) (08-)

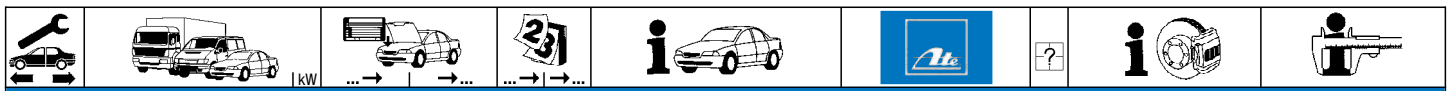
	1.2 TCe 115 1.5 dCi 1.5 dCi 1.5 dCi 110 1.5 dCi 110 1.5 dCi 75 1.5 dCi 85 1.5 dCi 90 1.6 1.6 16V 1.6 16V LPG Z.E.	84 50 76 80 81 55 63 66 64 78 72 44	05.13 02.08 02.08 09.10 09.13 09.10 02.08 06.09 02.08 02.08 10.11	+ 15"/16" Rad ¹⁾ + 15"/16" Rad ¹⁾ + 15"/16" Rad ¹⁾ + 15"/16" Rad ¹⁾ + 15"/16" Rad ¹⁾ + 15"/16" Rad ¹⁾ + 15"/16" Rad ¹⁾ + 15"/16" Rad ¹⁾ + 15"/16" Rad ¹⁾ + 15"/16" Rad ¹⁾ + 15"/16" Rad ¹⁾	13.0460-2744.2 602744		24692 15,9 /Zub/S LUC
	1.5 dCi 1.5 dCi 1.5 dCi 110 1.5 dCi 75 1.5 dCi 85 1.5 dCi 90 1.6 1.6 16V 1.6 16V LPG	50 76 80 55 63 66 64 78 72	02.08 10.11 02.08 09.10 10.11 02.08 10.11 06.09 10.11 02.08 10.11 02.08 10.11	+ 15"/16" Rad ¹⁾ + 15"/16" Rad ¹⁾ + 15"/16" Rad ¹⁾ + 15"/16" Rad ¹⁾ + 15"/16" Rad ¹⁾ + 15"/16" Rad ¹⁾ + 15"/16" Rad ¹⁾ + 15"/16" Rad ¹⁾ + 15"/16" Rad ¹⁾ + 15"/16" Rad ¹⁾ + 15"/16" Rad ¹⁾ + 15"/16" Rad ¹⁾ + 15"/16" Rad ¹⁾	24.0111-0174.2 411174		274 11,0 9,5 +B
	1.2 TCe 115 1.5 dCi 1.5 dCi 1.5 dCi 110 1.5 dCi 110 1.5 dCi 75 1.5 dCi 85 1.5 dCi 90 1.6 1.6 16V 1.6 16V LPG Z.E.	84 50 76 80 81 55 63 66 64 78 72 44	05.13 11.11 11.11 11.11 09.13 11.11 11.11 11.11 11.11 11.11 11.11 10.11	+ 15"/16" Rad ¹⁾ + 15"/16" Rad ¹⁾ + 15"/16" Rad ¹⁾ + 15"/16" Rad ¹⁾ + 15"/16" Rad ¹⁾ + 15"/16" Rad ¹⁾ + 15"/16" Rad ¹⁾ + 15"/16" Rad ¹⁾ + 15"/16" Rad ¹⁾ + 15"/16" Rad ¹⁾ + 15"/16" Rad ¹⁾ + 15"/16" Rad ¹⁾	24.0111-0182.2 411182		274 11,0 9,5 +B
	1.2 TCe 115 1.5 dCi 1.5 dCi 1.5 dCi 110 1.5 dCi 110 1.5 dCi 75 1.5 dCi 85 1.5 dCi 90 1.6 1.6 16V 1.6 16V LPG Z.E.	84 50 76 80 81 55 63 66 64 78 72 44	05.13 02.08 02.08 09.10 09.13 09.10 02.08 06.09 02.08 02.08 02.08 10.11	+ 14" Rad ²⁾ + 14" Rad ²⁾ + 14" Rad ²⁾ + 14" Rad ²⁾ + 14" Rad ²⁾ + 14" Rad ²⁾ + 14" Rad ²⁾ + 14" Rad ²⁾ + 14" Rad ²⁾ + 14" Rad ²⁾ + 14" Rad ²⁾ + 14" Rad ²⁾	03.0137-0496.2 650496 03.0137-9228.2 669228		228 x 42 HEB Bremsbacken-Zubehör BDX BDX
	1.2 TCe 115 1.5 dCi 1.5 dCi 1.5 dCi 110 1.5 dCi 110 1.5 dCi 75 1.5 dCi 85 1.5 dCi 90 1.6 1.6 16V 1.6 16V LPG Z.E.	84 50 76 80 81 55 63 66 64 78 72 44	05.13 02.08 02.08 09.10 09.13 09.10 02.08 06.09 02.08 02.08 02.08 10.11	+ 14" Rad ²⁾ + 14" Rad ²⁾ + 14" Rad ²⁾ + 14" Rad ²⁾ + 14" Rad ²⁾ + 14" Rad ²⁾ + 14" Rad ²⁾ + 14" Rad ²⁾ + 14" Rad ²⁾ + 14" Rad ²⁾ + 14" Rad ²⁾ + 14" Rad ²⁾	03.0520-7222.3 697222		22,20/228x42 TopKit

RENAULT KOLEOS (HYO_) (08-)

	2.0 dCi 2.0 dCi 2.0 dCi 4x4 2.0 dCi 4x4 2.5 16V 2.5 16V 4x4	110 130 110 127 126 126	09.08 09.08 09.08 09.08 09.08 09.08		13.0460-5778.2 605778		23698 16,8 +/-WK SUM
	2.0 dCi 2.0 dCi 2.0 dCi 4x4 2.0 dCi 4x4 2.5 16V 2.5 16V 4x4	110 130 110 127 126 126	09.08 09.08 09.08 09.08 09.08 09.08		24.0128-0242.1 428242		320 28,0 26,0 V +B
	2.0 dCi 2.0 dCi 2.0 dCi 4x4 2.0 dCi 4x4 2.5 16V 2.5 16V 4x4	110 130 110 127 126 126	09.08 09.08 09.08 09.08 09.08 09.08		13.0460-5843.2 605843		23871 14,3 +/-WK AKE
	2.0 dCi 2.0 dCi 2.0 dCi 4x4 2.0 dCi 4x4 2.5 16V 2.5 16V 4x4	110 130 110 127 126 126	09.08 09.08 09.08 09.08 09.08 09.08		24.0116-0119.1 416119		292 16,0 14,0 V +B

¹⁾ + 15"/16" wheel / + ruota 15"/16" / + roue 15"/16" / + rueda 15"/16"

²⁾ + 14" wheel / + ruota 14" / + roue 14" / + rueda 14"



RENAULT KOLEOS (HYO_) (08-)

	2.0 dCi	110		09.08		03.0137-3012.2	653012		172 x 32
	2.0 dCi	130		09.08					
	2.0 dCi 4x4	110		09.08					
	2.0 dCi 4x4	127		09.08					
	2.5 16V	126		09.08					
	2.5 16V 4x4	126		09.08					

RENAULT LAGUNA I Limousine (B56/556_) (93-00)

	1.8 (B56A/B)	66		11.93	09.94	- ABS	13.0460-2836.2	602836		21595 18,3 +/WK/S	LUC
	2.2 D (B56F/2)	61		11.93	02.94	- ABS					
	1.6 16V	79		11.97	03.99		13.0460-2983.2	602983		21388 18,0 +/WK/S	LUC
	1.8	69		04.95	02.01						
	1.8 (B56A/B)	66		11.93	02.01	+ ABS					
	1.8 (B56S/T/O)	66		08.95	02.01						
	1.8 16V (B563,B564)	88		04.98	03.99						
	1.9 dTi	72		10.97	03.99						
	2.0 (B56C/H/N)	83		11.93	02.01						
	2.0 (L)	70		06.95	03.99						
	2.0 16V	102		09.99	02.01						
	2.0 16V (B56D/M)	102		05.95	02.01						
	2.2 D (B56F/2)	61		11.93	02.01	+ ABS					
	2.2 dT	83		03.96	08.99						
	3.0 V6	140		03.97	08.99						
	3.0 V6 (B56E/R,B565)	123		11.93	02.01						
	1.6 16V	79		04.99	02.01		13.0460-2895.2	602895		23172 18,0 /WE/Zub/S	LUC
	1.8 16V (B563,B564)	88		04.99	02.01		13.0460-0262.2	610262		Belagsatz-Zubehör	LUC
	1.9 dCi	79		09.99	02.01						
	1.9 dTi	72		04.99	02.01						
	2.0 (L)	70		04.99	02.01						
	2.0 (U)	80		04.99	02.01						
	2.0 16V (556A/B)	103		09.99	02.01						
	2.2 dT	83		09.99	02.01						
	3.0 V6	140		09.99	02.01						
	1.6 16V	79		11.97	02.01		24.0124-0158.1	424158	für 4-Loch-Felge ¹⁾	280 24,0 21,8 V L +S +B	
	1.8 (B56S/T/O)	66		05.98	02.01		24.0324-0158.1	524158	für 4-Loch-Felge ¹⁾	280 24,0 21,8 V L +S +B PD	
	1.8 16V (B563,B564)	88		09.99	02.01						
	1.9 dCi	79		09.99	02.01						
	1.9 dTi	72		10.97	02.01						
	2.0 (L)	70		05.98	02.01						
	2.0 (U)	80		03.99	02.01						
	2.0 16V	102		09.99	02.01						
	2.0 16V (556A/B)	103		09.99	02.01						
	2.0 16V (B56D/M)	102		05.95	02.01						
	2.2 dT	83		09.99	02.01						
	3.0 V6	140		09.99	02.01						
	1.8	69		04.95	02.01		24.0122-0148.1	422148	für 4-Loch-Felge ¹⁾	262 22,0 19,8 V L +S +B	
	1.8 (B56A/B)	66		11.93	02.01						
	1.8 (B56S/T/O)	66		08.95	04.98						
	2.0 (B56C/H/N)	83		11.93	02.01	- Baccara					
	2.0 (L)	70		06.95	02.01	+ RN/Alize/Business					
	2.0 (L)	70		06.95	04.98	- Baccara					
	2.2 D (B56F/2)	61		11.93	02.01						
	1.8 16V (B563,B564)	88		04.98	08.99	+ Initiale	24.0124-0171.1	424171	für 5-Loch-Felge ²⁾	280 24,0 21,8 V L +S +B	
	1.9 dTi	72		10.97	02.01		24.0324-0171.1	524171	für 5-Loch-Felge ²⁾	280 24,0 21,8 V L +S +B PD	
	2.0 (L)	70		05.98	08.99	+ Initiale					
	2.0 (U)	80		03.99	02.01						
	2.0 16V	102		09.99	02.01						
	2.0 16V	103		05.95	02.01						
	2.0 16V (B56D/M)	102		05.95	02.01						
	2.2 dT	83		03.96	08.99						
	3.0 V6	140		03.97	08.99						
	3.0 V6 (B56E/R,B565)	123		11.93	02.01						
	2.0 (B56C/H/N)	83		11.93	02.01	+ Baccara	24.0122-0149.1	422149	für 5-Loch-Felge ²⁾	262 22,0 19,8 V L	
	2.0 (L)	70		06.95	02.01	+ Baccara					
	2.0 (L)	70		06.95	04.98	+ Initiale					
	1.8	69		04.95	01.97		24.0731-1197.1	360158		Radsensor L=1030	
	1.8 (B56A/B)	66		11.93	01.97						
	2.0	84		11.93	01.97						
	2.0 16V (B56D/M)	102		05.95	01.97						
	2.2 D (B56F/2)	61		11.93	01.97						
	2.2 dT	83		03.96	01.97						
	3.0 V6 (B56E/R,B565)	123		11.93	01.97						
	1.6 16V	79		03.98	02.01		24.0711-5002.3	360061	2	Radsensor L=1088	
	1.8	69		02.97	02.01						
	1.8 (B56A/B)	66		02.97	02.01						
	1.8 16V (B563,B564)	88		04.98	02.01						
	1.9 dCi	79		09.99	02.01						
	1.9 dTi	72		10.97	02.01						
	2.0 (B56C/H/N)	83		02.97	02.01						
	2.0 (L)	70		02.97	02.01						
	2.0 (U)	80		03.99	02.01						
	2.0 16V (556A/B)	103		09.99	02.01						
	2.0 16V (B56D/M)	102		02.97	02.01						
	2.2 D (B56F/2)	61		02.97	02.01						
	2.2 dT	83		02.97	02.01						
	3.0 V6	140		03.97	02.01						

¹⁾ for 4 bore wheel rim / per cerchione a 4 fori / pour jante à 4 trous / para Llantas de 4 taladros

²⁾ for 5 bore wheel rim / per cerchione a 5 fori / pour jante à 5 trous / para Llantas de 5 taladros





RENAULT LAGUNA I Limousine (B56/556_) (93-00)

	3.0 V6 (B56E/R,B565)	123			02.97	02.01		24.0711-5002.3	360061	2		Radsensor L=1088	
	1.8 (B56A/B)	69			04.95	06.95	+ ABS	13.0460-4957.2	604957			20410 15,0 + Belagsatz-Zubehör	BRE
	1.8 (B56S/T/O)	66			11.93	02.01	+ ABS	13.0460-0438.2	610438				
	1.8 (B56S/T/O)	66			08.95	02.01	+ ABS						
	2.0 (B56C/H/N)	83			11.93	06.95	+ ABS/ - Baccara						
	2.0 (B56C/H/N)	83			11.93	02.01	+ Baccara						
	2.0 (L)	70			06.95	02.01	+ Baccara						
	2.0 (L)	70			06.95	01.97	+ Initiale						
	2.0 16V (B56D/M)	102			05.95	12.97	- ABS						
	2.0 16V (B56D/M)	102			05.95	01.97	+ ABS						
	2.2 D (B56F/2)	61			11.93	06.95	+ ABS						
	2.2 dT	83			03.96	12.97	- ABS						
	2.2 dT	83			03.96	01.97	+ ABS						
	3.0 V6 (B56E/R,B565)	123			11.93	01.97							
	1.8 16V (B563,B564)	88			04.98	02.01		13.0460-4986.2	604986			21965 15,0 + Belagsatz-Zubehör	BRE
	1.9 dCi	79			09.99	02.01		13.0460-0438.2	610438				BRE
	1.9 dTi	72			10.97	02.01	+ Concorde						
	2.0 (L)	70			06.95	02.01	- Baccara/Initiale						
	2.0 (L)	70			02.97	02.01	+ Initiale						
	2.0 (U)	80			03.99	02.01	+ Fairway						
	2.0 16V	102			09.99	02.01							
	2.0 16V (556A/B)	103			09.99	02.01							
	2.0 16V (B56D/M)	102			01.98	02.01	- ABS						
	2.0 16V (B56D/M)	102			02.97	02.01	+ ABS						
	2.2 dT	83			01.98	02.01	- ABS						
	2.2 dT	83			02.97	02.01	+ ABS						
	3.0 V6	140			03.97	02.01							
	3.0 V6 (B56E/R,B565)	123			02.97	02.01							
	1.8	69			04.95	06.95	+ ABS	24.0110-0219.1	410219		für 4-Loch-Felge ¹⁾	265 10,5 9,5 +B	
	1.8 (B56A/B)	66			11.93	02.01	+ ABS						
	1.8 (B56S/T/O)	66			08.95	02.01	+ ABS						
	1.8 16V (B563,B564)	88			04.98	08.99	+ Initiale						
	1.9 dCi	79			09.99	02.01							
	2.0 (B56C/H/N)	83			11.93	06.95	+ ABS/ - Baccara						
	2.0 (L)	70			09.99	02.01	+ Initiale						
	2.0 16V	102			09.99	02.01							
	2.0 16V (556A/B)	103			09.99	02.01							
	2.0 16V (B56D/M)	102			05.95	02.01							
	2.2 D (B56F/2)	61			11.93	06.95	+ ABS						
	2.2 dT	83			09.99	02.01							
	3.0 V6	140			09.99	02.01							
	1.8 16V (B563,B564)	88			09.99	02.01	+ Initiale	24.0110-0220.1	410220		für 5-Loch-Felge ²⁾	265 10,5 9,5 +B	
	1.9 dTi	72			10.97	02.01	- Baccara						
	2.0 (B56C/H/N)	83			11.93	02.01	+ Baccara						
	2.0 (L)	70			06.95	02.01	+ Baccara						
	2.0 (L)	70			06.95	08.99	+ Initiale						
	2.0 (U)	80			03.99	02.01	+ Fairway						
	2.0 16V	102			09.99	02.01							
	2.0 16V (B56D/M)	102			05.95	02.01							
	2.2 dT	83			03.96	08.99							
	3.0 V6	140			03.97	08.99							
	3.0 V6 (B56E/R,B565)	123			11.93	02.01							
	1.8	69			04.95	04.95		24.0731-1199.1	360160	2		Radsensor L=580	
	1.8 (B56A/B)	66			11.93	04.95							
	2.0 (B56C/H/N)	83			11.93	04.95	- Baccara						
	2.0 (B56C/H/N)	83			11.93	01.97	+ Baccara/Initiale						
	2.0 (L)	70			06.95	01.97	+ Baccara/Initiale						
	2.0 16V (B56D/M)	102			05.95	02.01							
	2.2 D (B56F/2)	61			11.93	04.95							
	2.2 dT	83			03.96	01.97							
	3.0 V6 (B56E/R,B565)	123			11.93	01.97							
	1.6 16V	79			03.98	02.01		24.0711-5011.3	360070			Radsensor L=507	
	1.8	69			02.97	02.01		24.0711-5012.3	360071			Radsensor L=507	
	1.8 (B56A/B)	66			02.97	02.01							
	1.8 (B56S/T/O)	66			02.97	02.01							
	1.8 16V (B563,B564)	88			04.98	02.01	- Initiale						
	1.9 dTi	72			10.97	02.01							
	2.0 (B56C/H/N)	83			02.97	02.01	- Baccara/Initiale						
	2.0 (L)	70			02.97	02.01	- Baccara/Initiale						
	2.0 (U)	80			03.99	02.01							
	2.2 D (B56F/2)	61			02.97	02.01							
	1.8 16V (B563,B564)	88			04.98	02.99	+ Initiale	24.0711-5001.3	360265	2		Radsensor L=544	
	2.0 (B56C/H/N)	83			02.97	02.99	+ Baccara/Initiale						
	2.0 (L)	70			02.97	02.01	- Baccara/Initiale						
	2.0 (L)	70			02.97	02.99	+ Baccara/Initiale						
	2.0 16V (B56D/M)	102			02.97	02.99							
	2.2 dT	83			02.97	02.99							
	3.0 V6	140			03.97	02.99							
	3.0 V6 (B56E/R,B565)	123			02.97	02.01							
	1.8 16V (B563,B564)	88			03.99	02.01	+ Initiale	24.0711-5027.3	360075	2		Radsensor L=516	
	1.9 dCi	79			09.99	02.01							
	2.0 (L)	70			03.99	02.01	+ Baccara/Initiale						
	2.0 16V (556A/B)	103			09.99	02.01							
	2.0 16V (B56D/M)	102			03.99	02.01							

¹⁾ for 4 bore wheel rim / per cerchione a 4 fori / pour jante à 4 trous / para Llantas de 4 taladros

²⁾ for 5 bore wheel rim / per cerchione a 5 fori / pour jante à 5 trous / para Llantas de 5 taladros



RENAULT LAGUNA I Limousine (B56/556_) (93-00)










	2.2 dT 3.0 V6	83 140		03.99 03.99	02.01 02.01		24.0711-5027.3	360075	2		Radsensor L=516	
	1.6 16V 1.8 1.8 1.8 (B56A/B) 1.8 (B56S/T/O) 1.8 16V (B563,B564) 1.9 dTi 2.0 2.0 (B56C/H/N) 2.0 (B56C/H/N) 2.0 (B56C/H/N) 2.0 (L) 2.0 (U) 2.2 D (B56F/2)	79 69 69 66 66 88 72 84 83 83 83 70 80 61		11.97 04.95 07.95 11.93 08.95 04.98 08.97 11.93 11.93 07.95 07.95 07.95 03.99 11.93	02.01 06.95 02.01 02.01 02.01 02.01 02.01 06.95 06.95 02.01 02.01 02.01 02.01 06.95	- ABS - ABS - Fairway/Initiale - Concorde - ABS - ABS - Baccara/Initiale - Baccara/Initiale - Fairway - ABS		03.0137-0312.2 03.0137-9158.2	650312 669158		203 x 38 HEB Bremsbacken-Zubehör	LUC LUC
	1.6 16V 1.8 1.8 1.8 (B56A/B) 1.8 (B56S/T/O) 1.8 16V (B563,B564) 1.9 dTi 2.0 2.0 (B56C/H/N) 2.0 (B56C/H/N) 2.0 (B56C/H/N) 2.0 (L) 2.0 (U) 2.2 D (B56F/2)	79 69 69 66 66 88 72 84 83 83 83 70 80 61		11.97 04.95 07.95 11.93 08.95 04.98 08.97 11.93 11.93 07.95 07.95 07.95 03.99 11.93	02.01 06.95 02.01 02.01 02.01 02.01 02.01 06.95 06.95 02.01 02.01 02.01 02.01 06.95	- ABS - ABS - Fairway/Initiale - Concorde - ABS - ABS - Baccara/Initiale - Baccara/Initiale - Fairway - ABS	24.0220-3012.2	480088			203/204,4 x 50	
	1.8 1.8 1.8 (B56A/B) 1.8 (B56S/T/O) 2.0 2.0 (B56C/H/N) 2.0 (B56C/H/N) 2.0 (B56C/H/N) 2.0 (L) 2.0 (U) 2.2 D (B56F/2)	69 69 66 66 84 83 83 83 70 80 61		04.95 07.95 11.93 08.95 11.93 11.93 07.95 07.95 07.95 03.99 11.93	06.95 02.01 02.01 04.98 02.01 06.95 02.01 02.01 02.01 02.01 06.95	- ABS - ABS - ABS - ABS - Baccara/Initiale - Baccara/Initiale - ABS	03.0520-2219.3	692219			19,05/203x39 TopKit	LUC
	1.6 16V 1.8 (B56S/T/O) 1.8 16V (B563,B564) 1.9 dTi 2.0 (U)	79 66 88 72 80		11.97 05.98 04.98 10.97 03.99	02.01 02.01 02.01 02.01 02.01	- Fairway/Initiale - Concorde - Fairway	03.0520-7120.3	697120			20,64/203x39 TopKit	LUC

RENAULT LAGUNA I Grandtour (K56_) (95-00)

	1.6 16V (8) 1.8 (O) 1.8 (S) 1.8 (T) 1.8 (Z) 1.8 16V (3) 1.8 16V (4) 1.9 dTi 2.0 2.0 (C) 2.0 (H) 2.0 (L) 2.0 (N) 2.0 16V (D) 2.0 16V (M) 2.2 D 2.2 dT 3.0 V6 3.0 V6	79 66 66 66 69 88 88 72 84 83 83 83 102 102 123 140		11.97 06.95 06.95 07.95 07.95 02.99 04.98 10.97 10.98 06.95 06.95 11.95 09.95 09.95 06.95 03.96 02.96 03.97	02.01 02.01 02.01 02.01 02.01 02.01 02.01 02.01 02.01 02.01 02.01 02.01 02.01 02.01 02.01 02.01 02.01 02.01		13.0460-2983.2	602983			21388 18,0 +/WK/S	LUC
	1.6 16V (1) 1.8 16V (Y) 1.9 dCi 2.0 16V 2.0 16V (A) 2.0 16V (B)	79 88 79 103 102 102		02.99 05.99 09.99 09.99 09.99 09.99	02.01 02.01 02.01 02.01 02.01 02.01		13.0460-2895.2 13.0460-0262.2	602895 610262			23172 18,0 /WE/Zub/S Belagsatz-Zubehör	LUC LUC
	1.8 (O) 1.8 (S) 1.8 (T) 1.8 (Z) 2.0 2.0 (C) 2.0 (H) 2.0 (L) 2.0 (N) 2.2 D	66 66 66 69 84 83 83 70 83 66		06.95 06.95 07.95 07.95 10.98 06.95 06.95 11.95 09.95 06.95	04.98 02.01 02.01 02.01 02.01 02.01 02.01 04.98 02.01 02.01		24.0122-0148.1	422148		für 4-Loch-Felge ¹⁾	262 22,0 19,8 V L +S +B	
	1.6 16V 1.8 (O) 1.8 16V (3)	79 66 88		11.97 05.98 02.99	02.01 02.01 02.01		24.0124-0158.1 24.0324-0158.1	424158 524158		für 4-Loch-Felge ¹⁾ für 4-Loch-Felge ¹⁾	280 24,0 21,8 V L +S +B 280 24,0 21,8 V L +S +B PD	




¹⁾ for 4 bore wheel rim / per cerchione a 4 fori / pour jante à 4 trous / para Llantas de 4 taladros



RENAULT LAGUNA I Grandtour (K56_) (95-00)										
	1.8 16V (4)	88	04.98	02.01	- Fairway	24.0124-0158.1	424158	für 4-Loch-Felge ¹⁾	280 24,0 21,8 V L +S +B	
	1.8 16V (Y)	88	05.99	02.01		24.0324-0158.1	524158	für 4-Loch-Felge ¹⁾	280 24,0 21,8 V L +S +B PD	
	1.9 dCi	79	09.99	02.01						
	1.9 dTi	72	10.97	02.01						
	2.0 (L)	70	05.98	02.01						
	2.0 16V	103	09.99	02.01						
	2.0 16V (A)	102	09.99	02.01						
	2.0 16V (B)	102	09.99	02.01						
	2.2 dT		03.96	02.01						
	3.0 V6	140	09.99	02.01						
3.0 V6	140	09.99	02.01							
	1.8 16V (4)	88	04.98	02.01	+ Fairway	24.0124-0171.1	424171	für 5-Loch-Felge ²⁾	280 24,0 21,8 V L +S +B	
	2.0 16V	103	09.99	02.01		24.0324-0171.1	524171	für 5-Loch-Felge ²⁾	280 24,0 21,8 V L +S +B PD	
	2.0 16V (D)	102	09.95	02.01						
	2.0 16V (M)	102	09.95	02.01						
	2.2 dT		03.96	02.01						
	3.0 V6	123	02.96	02.01						
	3.0 V6	140	03.97	08.99		24.0124-0171.1	424171	für 5-Loch-Felge ²⁾	280 24,0 21,8 V L +S +B	
						24.0324-0171.1	524171	für 5-Loch-Felge ²⁾	280 24,0 21,8 V L +S +B PD	
		1.8 (O)	66	06.95	01.97		24.0731-1197.1	360158		Radsensor L=1030
		1.8 (S)	66	06.95	01.97					
1.8 (T)		66	07.95	01.97						
1.8 (Z)		69	07.95	01.97						
2.0		84	10.98	02.01						
2.0 (C)		83	06.95	01.97						
2.0 (H)		83	06.95	01.97						
2.0 (L)		70	11.95	01.97						
2.0 16V (D)		102	09.95	02.01						
2.0 16V (M)		102	09.95	01.97						
2.2 D		06.95	01.97							
2.2 dT		03.96	01.97							
3.0 V6 (5)	123	03.96	01.97							
3.0 V6 (R)	123	02.96	02.01							
	1.8 16V	88	04.98	02.01	- Fairway	24.0711-5002.3	360061	2 	Radsensor L=1088	
	2.0 16V (A)	102	09.99	02.01						
	2.0 16V (B)	102	09.99	02.01						
	2.0 16V (M)	102	02.97	02.01						
	2.2 dT		02.97	02.01						
	3.0 V6	140	03.97	02.01						
	3.0 V6 (5)	123	02.97	02.01						
		1.8 (O)	66	06.95	05.96	+ ABS	13.0460-4957.2	604957		20410 15,0 + BRE
		1.8 (S)	66	06.95	05.96	+ ABS	13.0460-0438.2	610438		Belagsatz-Zubehör BRE
		1.8 (T)	66	07.95	05.96	+ ABS				
1.8 (Z)		69	07.95	05.96	+ ABS					
2.0		84	10.98	02.01	+ ABS					
2.0 (C)		83	06.95	05.96	+ ABS					
2.0 (H)		83	06.95	05.96	+ ABS					
2.0 (L)		70	11.95	05.96	+ ABS					
2.0 16V (D)		102	09.95	02.01						
2.0 16V (M)		102	09.95	01.97						
2.2 D		06.95	05.96	+ ABS						
2.2 dT		03.96	01.97							
3.0 V6 (5)	123	03.96	02.01							
3.0 V6 (R)	123	02.96	02.01							
	1.8 16V (4)	88	04.98	02.01	+ Fairway	13.0460-4986.2	604986		21965 15,0 + BRE	
	1.9 dCi	79	09.99	02.01		13.0460-0438.2	610438		Belagsatz-Zubehör BRE	
	1.9 dTi (KJ)	72	10.97	02.01	+ Alize					
	2.0 16V	103	09.99	02.01						
	2.0 16V (A)	102	09.99	02.01						
	2.0 16V (B)	102	09.99	02.01						
	2.0 16V (M)	102	02.97	02.01						
	2.2 dT		02.97	02.01						
	3.0 V6	140	03.97	02.01						
		1.8 (O)	66	06.95	05.96	+ ABS	24.0110-0219.1	410219	für 4-Loch-Felge ¹⁾	265 10,5 9,5 +B
1.8 (S)		66	06.95	05.96	+ ABS					
1.8 (T)		66	07.95	05.96	+ ABS					
1.8 (Z)		69	07.95	05.96	+ ABS					
2.0		84	10.98	02.01	+ ABS					
2.0 (C)		83	06.95	05.96	+ ABS					
2.0 (H)		83	06.95	05.96	+ ABS					
2.0 (L)		70	11.95	05.96	+ ABS					
2.0 16V (A)		102	09.99	02.01						
2.0 16V (B)		102	09.99	02.01						
2.0 16V (D)	102	09.95	02.01							
2.2 D		06.95	05.96	+ ABS						
2.2 dT		03.96	02.01							
3.0 V6 (5)	123	03.96	02.01							
3.0 V6 (R)	123	02.96	02.01							
	1.8 16V (4)	88	04.98	02.01	+ Fairway	24.0110-0220.1	410220	für 5-Loch-Felge ²⁾	265 10,5 9,5 +B	
	1.9 dTi (KJ)	72	10.97	02.01	+ Alize					
	2.0 16V	103	09.99	02.01						
	2.0 16V (M)	102	09.95	02.01						
	2.2 dT		03.96	02.01						
	3.0 V6	140	03.97	02.01						

¹⁾ for 4 bore wheel rim / per cerchione a 4 fori / pour jante à 4 trous / para Llantas de 4 taladros

²⁾ for 5 bore wheel rim / per cerchione a 5 fori / pour jante à 5 trous / para Llantas de 5 taladros

RENAULT LAGUNA I Grandtour (K56_) (95-00)									
	1.8 (0)	66	06.95	05.96	24.0731-1199.1	360160	2		Radsensor L=580
	1.8 (S)	66	06.95	05.96					
	1.8 (T)	66	07.95	05.96					
	1.8 (Z)	69	07.95	05.96					
	2.0 (C)	83	06.95	05.96					
	2.0 (H)	83	06.95	05.96					
	2.0 (L)	70	11.95	05.96					
	2.0 16V (D)	102	09.95	02.01					
	2.0 16V (M)	102	09.95	05.96					
	2.2 D		06.95	05.96					
	2.2 dT		03.96	05.96					
	3.0 V6 (5)	123	03.96	05.96					
	3.0 V6 (R)	123	02.96	02.01					
	1.6 16V	79	11.97	02.01	24.0711-5011.3	360070	2		Radsensor L=507
	1.8 (0)	66	02.97	02.01	24.0711-5012.3	360071	2		Radsensor L=507
	1.8 (S)	66	02.97	02.01					
	1.8 (T)	66	02.97	02.01					
	1.8 (Z)	69	02.97	02.01					
	1.8 16V	88	04.98	02.01	+ Fairway				
	1.9 dTi	72	10.97	02.01					
	2.0	84	10.98	02.01					
	2.0 (C)	83	02.97	02.01					
	2.0 (H)	83	02.97	02.01					
	2.0 (L)	70	02.97	02.01					
	2.2 D		02.97	02.01					
	2.0 16V (M)	102	02.97	01.99	24.0711-5001.3	360265	2		Radsensor L=544
	2.2 dT		02.97	01.99					
	3.0 V6	140	03.97	01.99					
	3.0 V6 (5)	123	02.97	01.99					
	1.8 16V	88	04.98	02.01	- Fairway	24.0711-5027.3	360075	2	Radsensor L=516
	2.0 16V (A)	102	09.99	02.01					
	2.0 16V (B)	102	09.99	02.01					
	2.0 16V (M)	102	02.99	02.01					
	2.2 dT		02.99	02.01					
	3.0 V6	140	02.99	02.01					
	3.0 V6 (5)	123	02.99	02.01					
	1.6 16V	79	11.97	02.01	03.0137-0336.2	650336			229 x 42 HEB LUC
	1.8 (0)	66	06.95	05.96	- ABS	03.0137-9220.2	669220		Bremsbacken-Zubehör LUC
	1.8 (0)	66	06.96	02.01					
	1.8 (S)	66	06.95	05.96	- ABS				
	1.8 (S)	66	06.96	02.01					
	1.8 (T)	66	07.95	05.96	- ABS				
	1.8 (T)	66	06.96	02.01					
	1.8 (Z)	69	07.95	05.96	- ABS				
	1.8 (Z)	69	06.96	02.01					
	1.8 16V (3)	88	02.99	02.01					
	1.8 16V (4)	88	04.98	02.01	- Fairway				
	1.8 16V (Y)	88	05.99	02.01					
	1.9 dTi (KJ)	72	10.97	02.01	- Alize				
	1.9 dTi (SJ)	72	10.97	02.01					
	2.0	84	10.98	02.01					
	2.0 (C)	83	06.95	05.96	- ABS				
	2.0 (C)	83	06.96	02.01					
	2.0 (H)	83	06.95	05.96	- ABS				
	2.0 (H)	83	06.96	02.01					
	2.0 (L)	70	11.95	05.96	- ABS				
	2.0 (L)	70	06.96	02.01					
	2.0 (N)	83	09.95	02.01					
	2.2 D		06.95	05.96	- ABS				
	2.2 D		06.96	02.01					
	1.6 16V	79	11.97	02.01	24.0222-8015.1	480055			229/229,5 x 52,5
	1.8 (0)	66	06.95	05.96	- ABS	24.0222-8019.2	480087		229/229,5 x 52,5
	1.8 (0)	66	06.96	02.01					
	1.8 (S)	66	06.95	05.96	- ABS				
	1.8 (S)	66	06.96	02.01					
	1.8 (T)	66	07.95	05.96	- ABS				
	1.8 (T)	66	06.96	02.01					
	1.8 (Z)	69	07.95	05.96	- ABS				
	1.8 (Z)	69	06.96	02.01					
	1.8 16V (3)	88	02.99	02.01					
	1.8 16V (4)	88	04.98	02.01	- Fairway				
	1.8 16V (Y)	88	05.99	02.01					
	1.9 dTi (KJ)	72	10.97	02.01	- Alize				
	1.9 dTi (SJ)	72	10.97	02.01					
	2.0	84	10.98	02.01					
	2.0 (C)	83	06.95	05.96	- ABS				
	2.0 (C)	83	06.96	02.01					
	2.0 (H)	83	06.95	05.96	- ABS				
	2.0 (H)	83	06.96	02.01					
	2.0 (L)	70	11.95	05.96	- ABS				
	2.0 (L)	70	06.96	02.01					
	2.0 (N)	83	09.95	02.01					
	2.2 D		06.95	05.96	- ABS				
	2.2 D		06.96	02.01					



RENAULT LAGUNA I Grandtour (K56_) (95-00)

	1.8 (0)	66	06.95	05.96	- ABS	03.0520-5520.3	695520		20,64/229x42 TopKit	LUC
	1.8 (0)	66	06.96	04.98						
	1.8 (S)	66	06.95	05.96	- ABS					
	1.8 (S)	66	06.96	02.01						
	1.8 (T)	66	07.95	05.96	- ABS					
	1.8 (T)	66	06.96	02.01						
	1.8 (Z)	69	07.95	05.96	- ABS					
	1.8 (Z)	69	06.96	02.01						
	2.0	84	10.98	02.01						
	2.0 (C)	83	06.95	05.96	- ABS					
	2.0 (C)	83	06.96	02.01						
	2.0 (H)	83	06.95	05.96	- ABS					
	2.0 (H)	83	06.96	02.01						
	2.0 (L)	70	11.95	05.96	- ABS					
	2.0 (L)	70	06.96	04.98						
	2.0 (N)	83	09.95	02.01						
	2.2 D		06.95	05.96	- ABS					
	2.2 D		06.96	02.01						
	1.6 16V	79	11.97	02.01		03.0520-5922.3	695922		22,20/229x42 TopKit	LUC
	1.8 (0)	66	05.98	02.01						
	1.8 16V (4)	88	04.98	02.01	- Fairway					
	1.9 dTi (KJ)	72	10.97	02.01	- Alize					
	1.9 dTi (SJ)	72	10.97	02.01						
	2.0 (L)	70	05.98	02.01						

RENAULT LAGUNA II Limousine (BG_) (01-07)

	1.6 16V	79	03.01	06.07		13.0460-7157.2	607157	+ Bremsscheibe 280mm ¹⁾	23215 18,3 +	ATE
	1.6 16V	82	02.05	06.07		13.0470-7157.2	LD7157	+ Bremsscheibe 280mm ¹⁾	23215 18,3 +	ATE
	1.8 16V (04/06/0V)	89	03.01	06.07		13.0460-7158.2	607158	+ Bremsscheibe 300mm ²⁾	23245 18,3 +	ATE
	1.8 16V (0B/0C/0M)	88	03.01	06.07		13.0470-7158.2	LD7158	+ Bremsscheibe 300mm ²⁾	23245 18,3 +	ATE
	1.8 16V (0J)	85	03.01	06.07						
	1.9 dCi	79	03.01	06.07						
	1.9 dCi	81	01.05	06.07						
	1.9 dCi	96	05.05	06.07						
	1.9 dCi (08/10)	68	03.04	06.07						
	1.9 dCi (0E)	77	06.01	06.07						
	1.9 dCi (0G)	88	03.01	06.07						
	1.9 dCi (0R)	74	10.01	06.07						
	2.0 16V (0O/0K/0W)	99	08.02	06.07						
	2.0 16V IDE (0N/0P)	103	04.01	06.07						
	2.2 dCi	102	05.05	06.07		13.0460-7158.2	607158		23245 18,3 +	ATE
	2.2 dCi	110	10.01	11.01		13.0470-7158.2	LD7158		23245 18,3 +	ATE
	2.2 dCi	110	05.05	06.07						
	2.0 16V	125	01.05	06.07		13.0460-7159.2	607159		23248 18,3 +	ATE
	2.0 16V Sport	150	01.05	06.07		13.0470-7159.2	LD7159		23248 18,3 +	ATE
	2.0 16V Turbo	120	01.03	06.07						
	2.0 dCi	110	08.05	06.07						
	2.0 dCi 130	127	01.06	06.07						
	2.2 dCi	110	12.01	04.05						
	3.0 V6	152	03.01	06.07						
	1.6 16V	79	03.01	06.07		24.0124-0169.1	424169		280 24,0 21,8 V L + B	
	1.6 16V	82	02.05	06.07		24.0126-0123.1	426123		300 26,0 22,8 V L + B	
	1.8 16V (04/06/0V)	89	03.01	06.07		24.0326-0123.1	526123		300 26,0 22,8 V L + B PD	
	1.8 16V (0B/0C/0M)	88	03.01	06.07						
	1.8 16V (0J)	85	03.01	06.07						
	1.9 dCi	79	03.01	06.07						
	1.9 dCi	81	01.05	06.07						
	1.9 dCi	96	05.05	06.07						
	1.9 dCi (08/10)	68	03.04	06.07						
	1.9 dCi (0E)	77	06.01	06.07						
	1.9 dCi (0G)	88	03.01	06.07						
	1.9 dCi (0R)	74	10.01	06.07						
	2.0 16V (0O/0K/0W)	99	08.02	06.07						
	2.0 16V IDE (0N/0P)	103	04.01	06.07						
	2.2 dCi	102	05.05	06.07		24.0126-0123.1	426123		300 26,0 22,8 V L + B	
	2.2 dCi	110	10.01	11.01		24.0326-0123.1	526123		300 26,0 22,8 V L + B PD	
	2.2 dCi	110	05.05	06.07						
	2.0 16V	125	01.05	06.07		24.0128-0182.1	428182		308 28,0 25,4 V L + B	
	2.0 16V Sport	150	01.05	06.07						
	2.0 16V Turbo	120	01.03	06.07						
	2.0 dCi	110	08.05	06.07						
	2.0 dCi 130	127	01.06	06.07						
	2.2 dCi	110	11.02	04.05						
	3.0 V6	152	03.01	06.01						
	2.2 dCi	110	12.01	10.02		24.0128-0135.1	428135		308 28,0 25,8 V L + B	
	3.0 V6	152	07.01	06.07						
	1.6 16V	79	03.01	06.07		24.0711-5094.1	360064	2	Radsensor L=557	
	1.6 16V	82	02.05	06.07						
	1.8 16V (04/06/0V)	89	03.01	06.07						
	1.8 16V (0B/0C/0M)	88	03.01	06.07						
	1.8 16V (0J)	85	03.01	06.07						
	1.9 dCi	79	03.01	06.07						
	1.9 dCi	81	01.05	06.07						
	1.9 dCi	96	05.05	06.07						
	1.9 dCi (08/10)	68	03.04	06.07						
	1.9 dCi (0E)	77	06.01	06.07						

¹⁾ + brake disc 280mm / + dischi freno 280mm / + disques de frein 280mm / + disco de freno 280mm

²⁾ + brake disc 300mm / + dischi freno 300mm / + disques de frein 300mm / + disco de freno 300mm



RENAULT LAGUNA II Limousine (BG_) (01-07)

	1.9 dCi (0G) 88 1.9 dCi (OR) 74 2.0 16V 125 2.0 16V (00/OK/OW) 99 2.0 16V IDE (ON/OP) 103 2.0 16V Sport 150 2.0 16V Turbo 120 2.0 dCi 110 2.0 dCi 130 127 2.2 dCi 102 2.2 dCi 110 3.0 V6 152		03.01 06.07 10.01 06.07 01.05 06.07 08.02 06.07 04.01 06.07 01.05 06.07 01.03 06.07 08.05 06.07 01.06 06.07 05.05 06.07 10.01 06.07 03.01 06.07	24.0711-5094.1 360064	2		Radsensor L=557	
	1.6 16V 79 1.6 16V 82 1.8 16V (04/06/0V) 89 1.8 16V (0B/0C/0M) 88 1.8 16V (0J) 85 1.9 dCi 79 1.9 dCi 81 1.9 dCi 96 1.9 dCi (08/10) 68 1.9 dCi (0E) 77 1.9 dCi (0G) 88 1.9 dCi (OR) 74 2.0 16V 125 2.0 16V (00/OK/OW) 99 2.0 16V IDE (ON/OP) 103 2.0 16V Sport 150 2.0 16V Turbo 120 2.0 dCi 110 2.0 dCi 130 127 2.2 dCi 102 2.2 dCi 110 3.0 V6 152		03.01 06.07 02.05 06.07 03.01 06.07 03.01 06.07 03.01 06.07 03.01 06.07 01.05 06.07 05.05 06.07 03.04 06.07 06.01 06.07 03.01 06.07 10.01 06.07 01.05 06.07 08.02 06.07 04.01 06.07 01.05 06.07 01.03 06.07 08.05 06.07 01.06 06.07 05.05 06.07 10.01 06.07 03.01 06.07	13.0460-7137.2 607137 13.0470-7137.2 LD7137			23482 15,8 + 23482 15,8 +	ATE ATE
	1.6 16V 79 1.6 16V 82 1.8 16V (04/06/0V) 89 1.8 16V (0B/0C/0M) 88 1.8 16V (0J) 85 1.9 dCi 79 1.9 dCi 81 1.9 dCi 96 1.9 dCi (08/10) 68 1.9 dCi (0E) 77 1.9 dCi (0G) 88 1.9 dCi (OR) 74 2.0 16V 125 2.0 16V (00/OK/OW) 99 2.0 16V IDE (ON/OP) 103 2.0 16V Sport 150 2.0 16V Turbo 120 2.0 dCi 110 2.0 dCi 130 127 2.2 dCi 102 2.2 dCi 110 3.0 V6 152		03.01 06.07 02.05 06.07 03.01 06.07 03.01 06.07 03.01 06.07 03.01 06.07 01.05 06.07 05.05 06.07 03.04 06.07 06.01 06.07 03.01 06.07 10.01 06.07 01.05 06.07 08.02 06.07 04.01 06.07 01.05 06.07 01.03 06.07 08.05 06.07 01.06 06.07 05.05 06.07 10.01 06.07 03.01 06.07	24.0111-0101.2 411101		mit Lager/ mit Sensorring ¹⁾	274 10,9 9,5 +B	
	1.6 16V 79 1.6 16V 82 1.8 16V (04/06/0V) 89 1.8 16V (0B/0C/0M) 88 1.8 16V (0J) 85 1.9 dCi 79 1.9 dCi 81 1.9 dCi 96 1.9 dCi (08/10) 68 1.9 dCi (0E) 77 1.9 dCi (0G) 88 1.9 dCi (OR) 74 2.0 16V 125 2.0 16V (00/OK/OW) 99 2.0 16V IDE (ON/OP) 103 2.0 16V Sport 150 2.0 16V Turbo 120 2.0 dCi 110 2.0 dCi 130 127 2.2 dCi 102 2.2 dCi 110 3.0 V6 152		03.01 02.06 02.05 02.06 03.01 02.06 03.01 02.06 03.01 02.06 03.01 02.06 01.05 02.06 05.05 02.06 03.04 02.06 06.01 02.06 03.01 02.06 10.01 02.06 01.05 02.06 08.02 02.06 04.01 02.06 01.05 02.06 01.03 02.06 08.05 02.06 01.06 02.06 05.05 02.06 10.01 02.06 03.01 02.06	24.0711-5095.1 360104	2		Radsensor L=603	
	1.6 16V 79 1.6 16V 82 1.8 16V (04/06/0V) 89 1.8 16V (0B/0C/0M) 88 1.8 16V (0J) 85 1.9 dCi 79 1.9 dCi 81 1.9 dCi 96 1.9 dCi (08/10) 68 1.9 dCi (0E) 77 1.9 dCi (0G) 88 1.9 dCi (OR) 74 2.0 16V 125 2.0 16V (00/OK/OW) 99 2.0 16V IDE (ON/OP) 103 2.0 16V Sport 150 2.0 16V Turbo 120 2.0 dCi 110 2.0 dCi 130 127 2.2 dCi 102 2.2 dCi 110 3.0 V6 152		03.06 06.07 03.06 06.07	24.0711-5201.1 360272	2		Radsensor L=608	

¹⁾ with bearing/ with sensor ring / con supporto/+ anell.sens.ABS / avec palier de secours ABS / con apoyo/+ anillo sensor ABS





RENAULT LAGUNA II Limousine (BG_) (01-07)








	1.9 dCi (OE)	77	03.06	06.07	24.0711-5201.1	360272	2		Radsensor L=608
	1.9 dCi (OG)	88	03.06	06.07					
	1.9 dCi (OR)	74	03.06	06.07					
	2.0 16V	125	03.06	06.07					
	2.0 16V (00/OK/OW)	99	03.06	06.07					
	2.0 16V IDE (ON/OP)	103	03.06	06.07					
	2.0 16V Sport	150	03.06	06.07					
	2.0 16V Turbo	120	03.06	06.07					
	2.0 dCi	110	03.06	06.07					
	2.0 dCi 130	127	03.06	06.07					
	2.2 dCi	102	03.06	06.07					
	2.2 dCi	110	03.06	06.07					
	3.0 V6	152	03.06	06.07					

RENAULT LAGUNA II Grandtour (KG_) (01-07)

	1.6 16V	79	03.01	06.07	13.0460-7157.2	607157		+ Bremsscheibe 280mm ¹⁾	23215 18,3 +	ATE
	1.6 FlexFuel	76	06.01	10.03	13.0470-7157.2	LD7157		+ Bremsscheibe 280mm ¹⁾	23215 18,3 +	ATE
	1.8 16V (04/06/0V)	89	03.01	06.07	13.0460-7158.2	607158		+ Bremsscheibe 300mm ²⁾	23245 18,3 +	ATE
	1.8 16V (0B/0C/0M)	88	03.01	06.07	13.0470-7158.2	LD7158		+ Bremsscheibe 300mm ²⁾	23245 18,3 +	ATE
	1.8 16V (0J)	85	03.01	06.07						
	1.9 dCi	79	03.01	06.07						
	1.9 dCi	81	01.05	06.07						
	1.9 dCi	96	05.05	06.07						
	1.9 dCi (08/10)	68	03.04	06.07						
	1.9 dCi (OE)	77	06.01	06.07						
	1.9 dCi (OG)	88	03.01	06.07						
	1.9 dCi (OR)	74	10.01	06.07						
	2.0 16V (00/OK/OW)	99	08.02	06.07						
	2.0 16V IDE (ON/OP)	103	04.01	06.07						
	2.0 dCi	110	08.05	06.07	+ 16" Rad ³⁾	13.0460-7158.2	607158		23245 18,3 +	ATE
	2.2 dCi	102	05.05	06.07		13.0470-7158.2	LD7158		23245 18,3 +	ATE
	2.2 dCi	110	10.01	11.01						
	2.2 dCi	110	05.05	06.07						
	2.0 16V	125	01.05	06.07	13.0460-7159.2	607159			23248 18,3 +	ATE
	2.0 16V Sport	150	01.05	06.07	13.0470-7159.2	LD7159			23248 18,3 +	ATE
	2.0 16V Turbo	120	01.03	06.07						
	2.0 dCi	110	08.05	06.07	+ 17" Rad ⁴⁾					
	2.0 dCi 130	127	01.06	06.07						
	2.2 dCi	110	12.01	04.05						
	3.0 V6	152	03.01	06.07						
	1.6 16V	79	03.01	06.07	24.0124-0169.1	424169			280 24,0 21,8 V L + B	
	1.6 FlexFuel	76	06.01	10.03	24.0126-0123.1	426123			300 26,0 22,8 V L + B	
	1.8 16V (04/06/0V)	89	03.01	06.07	24.0326-0123.1	526123			300 26,0 22,8 V L + B PD	
	1.8 16V (0B/0C/0M)	88	03.01	06.07						
	1.8 16V (0J)	85	03.01	06.07						
	1.9 dCi	79	03.01	06.07						
	1.9 dCi	81	01.05	06.07						
	1.9 dCi	96	05.05	06.07						
	1.9 dCi (08/10)	68	03.04	06.07						
	1.9 dCi (OE)	77	06.01	06.07						
	1.9 dCi (OG)	88	03.01	06.07						
	1.9 dCi (OR)	74	10.01	06.07						
	2.0 16V (00/OK/OW)	99	08.02	06.07						
	2.0 16V IDE (ON/OP)	103	04.01	06.07						
	2.0 dCi	110	08.05	06.07	+ 16" Rad ³⁾	24.0126-0123.1	426123		300 26,0 22,8 V L + B	
	2.2 dCi	102	05.05	06.07		24.0326-0123.1	526123		300 26,0 22,8 V L + B PD	
	2.2 dCi	110	10.01	11.01						
	2.2 dCi	110	05.05	06.07						
	2.0 16V	125	01.05	06.07	24.0128-0182.1	428182			308 28,0 25,4 V L + B	
	2.0 16V Sport	150	01.05	06.07						
	2.0 16V Turbo	120	01.03	06.07						
	2.0 dCi	110	08.05	06.07	+ 17" Rad ⁴⁾					
	2.0 dCi 130	127	01.06	06.07						
	2.2 dCi	110	11.02	04.05						
	3.0 V6	152	03.01	06.01						
	2.2 dCi	110	12.01	10.02	24.0128-0135.1	428135			308 28,0 25,8 V L + B	
	3.0 V6	152	07.01	06.07						
	1.6 16V	79	03.01	06.07	24.0711-5094.1	360064	2		Radsensor L=557	
	1.6 FlexFuel	76	06.01	10.03						
	1.8 16V (04/06/0V)	89	03.01	06.07						
	1.8 16V (0B/0C/0M)	88	03.01	06.07						
	1.8 16V (0J)	85	03.01	06.07						
	1.9 dCi	79	03.01	06.07						
	1.9 dCi	81	01.05	06.07						
	1.9 dCi	96	05.05	06.07						
	1.9 dCi (08/10)	68	03.04	06.07						
	1.9 dCi (OE)	77	06.01	06.07						
	1.9 dCi (OG)	88	03.01	06.07						
	1.9 dCi (OR)	74	10.01	06.07						
	2.0 16V	125	01.05	06.07						
	2.0 16V (00/OK/OW)	99	08.02	06.07						
	2.0 16V IDE (ON/OP)	103	04.01	06.07						
	2.0 16V Sport	150	01.05	06.07						
	2.0 16V Turbo	120	01.03	06.07						
	2.0 dCi	110	08.05	06.07						
	2.0 dCi 130	127	01.06	06.07						













1) + brake disc 280mm / + dischi freno 280mm / + disques de frein 280mm / + disco de freno 280mm
 2) + brake disc 300mm / + dischi freno 300mm / + disques de frein 300mm / + disco de freno 300mm
 3) + 16" wheel / + ruota 16" / + roue 16" / + rueda 16"
 4) + 17" wheel / + ruota 17" / + roue 17" / + rueda 17"



RENAULT LAGUNA II Grandtour (KG_) (01-07)										
	2.2 dCi	102		05.05	06.07	24.0711-5094.1	360064	2		Radsensor L=557
	2.2 dCi	110		10.01	06.07					
	3.0 V6	152		03.01	06.07					
	1.6 16V	79		03.01	06.07	13.0460-7137.2	607137			23482 15,8 + ATE
	1.6 FlexFuel	76		06.01	10.03	13.0470-7137.2	LD7137			23482 15,8 + ATE
	1.8 16V (04/06/0V)	89		03.01	06.07					
	1.8 16V (0B/0C/0M)	88		03.01	06.07					
	1.8 16V (0J)	85		03.01	06.07					
	1.9 dCi	79		03.01	06.07					
	1.9 dCi	81		01.05	06.07					
	1.9 dCi	96		05.05	06.07					
	1.9 dCi (08/10)	68		03.04	06.07					
	1.9 dCi (0E)	77		06.01	06.07					
	1.9 dCi (0G)	88		03.01	06.07					
	1.9 dCi (0R)	74		10.01	06.07					
	2.0 16V	125		01.05	06.07					
	2.0 16V (00/0K/0W)	99		08.02	06.07					
	2.0 16V IDE (0N/0P)	103		04.01	06.07					
	2.0 16V Sport	150		01.05	06.07					
	2.0 16V Turbo	120		01.03	06.07					
	2.0 dCi	110		08.05	06.07					
	2.0 dCi 130	127		01.06	06.07					
	2.2 dCi	102		05.05	06.07					
	2.2 dCi	110		10.01	06.07					
	3.0 V6	152		03.01	06.07					
	1.6 16V	79		03.01	06.07	24.0111-0101.2	411101		mit Lager/ mit Sensorring ¹⁾	274 10,9 9,5 +B
	1.6 FlexFuel	76		06.01	10.03					
	1.8 16V (04/06/0V)	89		03.01	06.07					
	1.8 16V (0B/0C/0M)	88		03.01	06.07					
	1.8 16V (0J)	85		03.01	06.07					
	1.9 dCi	79		03.01	06.07					
	1.9 dCi	81		01.05	06.07					
	1.9 dCi	96		05.05	06.07					
	1.9 dCi (08/10)	68		03.04	06.07					
	1.9 dCi (0E)	77		06.01	06.07					
	1.9 dCi (0G)	88		03.01	06.07					
	1.9 dCi (0R)	74		10.01	06.07					
	2.0 16V	125		01.05	06.07					
	2.0 16V (00/0K/0W)	99		08.02	06.07					
	2.0 16V IDE (0N/0P)	103		04.01	06.07					
	2.0 16V Sport	150		01.05	06.07					
	2.0 16V Turbo	120		01.03	06.07					
	2.0 dCi	110		08.05	06.07					
	2.0 dCi 130	127		01.06	06.07					
	2.2 dCi	102		05.05	06.07					
	2.2 dCi	110		10.01	06.07					
	3.0 V6	152		03.01	06.07					
	1.6 16V	79		03.01	02.06	24.0711-5095.1	360104	2		Radsensor L=603
	1.6 FlexFuel	76		06.01	10.03					
	1.8 16V (04/06/0V)	89		03.01	02.06					
	1.8 16V (0B/0C/0M)	88		03.01	02.06					
	1.8 16V (0J)	85		03.01	02.06					
	1.9 dCi	79		03.01	02.06					
	1.9 dCi	81		01.05	02.06					
	1.9 dCi	96		05.05	02.06					
	1.9 dCi (08/10)	68		03.04	02.06					
	1.9 dCi (0E)	77		06.01	02.06					
	1.9 dCi (0G)	88		03.01	02.06					
	1.9 dCi (0R)	74		10.01	02.06					
	2.0 16V	125		01.05	02.06					
	2.0 16V (00/0K/0W)	99		08.02	02.06					
	2.0 16V IDE (0N/0P)	103		04.01	02.06					
	2.0 16V Sport	150		01.05	02.06					
	2.0 16V Turbo	120		01.03	02.06					
	2.0 dCi	110		08.05	02.06					
	2.0 dCi 130	127		01.06	02.06					
	2.2 dCi	102		05.05	02.06					
	2.2 dCi	110		10.01	02.06					
	3.0 V6	152		03.01	02.06					
	1.6 16V	79		03.06	06.07	24.0711-5201.1	360272	2		Radsensor L=608
	1.8 16V (04/06/0V)	89		03.06	06.07					
	1.8 16V (0B/0C/0M)	88		03.06	06.07					
	1.8 16V (0J)	85		03.06	06.07					
	1.9 dCi	79		03.06	06.07					
	1.9 dCi	81		03.06	06.07					
	1.9 dCi	96		03.06	06.07					
	1.9 dCi (08/10)	68		03.06	06.07					
	1.9 dCi (0E)	77		03.06	06.07					
	1.9 dCi (0G)	88		03.06	06.07					
	1.9 dCi (0R)	74		03.06	06.07					
	2.0 16V	125		03.06	06.07					
	2.0 16V (00/0K/0W)	99		03.06	06.07					
	2.0 16V IDE (0N/0P)	103		03.06	06.07					
	2.0 16V Sport	150		03.06	06.07					
	2.0 16V Turbo	120		03.06	06.07					
	2.0 dCi	110		03.06	06.07					
	2.0 dCi 130	127		03.06	06.07					


















¹⁾ with bearing/ with sensor ring / con supporto/+ anell.sens.ABS / avec palier de secours ABS / con apoyo/+ anillo sensor ABS



RENAULT LAGUNA II Grandtour (KG_) (01-07)										
	2.2 dCi	102		03.06	06.07	24.0711-5201.1	360272	2		Radsensor L=608
	2.2 dCi	110		03.06	06.07					
	3.0 V6	152		03.06	06.07					
RENAULT LAGUNA III Limousine (BT0/1) (07-)										
	1.5 dCi	81		09.07		13.0460-7248.2	607248			23215 17,5 + ATE
	1.6 16V	81		09.07						
	2.0 16V	103		09.07		13.0460-7249.2	607249			24709 18,6 + ATE
	2.0 16V Hi-Flex	103		09.07		13.0470-7249.2	LD7249			24709 18,6 + ATE
	2.0 16V Turbo	125		09.07						
	2.0 dCi	96		09.07	- 4-Rad Lenkung ¹⁾					
	2.0 dCi	110		09.07	- 4-Rad Lenkung ¹⁾					
	2.0 dCi	127		01.08	- 4-Rad Lenkung ¹⁾					
	2.0 dCi GT	131		03.08	- 4-Rad Lenkung ¹⁾					
	2.0 16V Turbo GT	150		03.08		13.0460-7250.2	607250			24870 17,5 + ATE
	2.0 dCi	96		09.07	+ 4-Rad Lenkung ²⁾					
	2.0 dCi	110		09.07	+ 4-Rad Lenkung ²⁾					
	2.0 dCi	127		01.08	+ 4-Rad Lenkung ²⁾					
	2.0 dCi GT	131		03.08	+ 4-Rad Lenkung ²⁾					
	3.0 dCi	173		09.08						
	3.5 V6	175		04.08						
	1.5 dCi	81		09.07		24.0124-0221.1	424221			280 24,0 21,8 V L +S +B
	1.6 16V	81		09.07						
	2.0 16V	103		09.07		24.0126-0158.1	426158			296 26,0 23,4 V L +S +B
	2.0 16V Hi-Flex	103		09.07						
	2.0 16V Turbo	125		09.07						
	2.0 dCi	96		09.07	- 4-Rad Lenkung ¹⁾					
	2.0 dCi	110		09.07	- 4-Rad Lenkung ¹⁾					
	2.0 dCi	127		01.08	- 4-Rad Lenkung ¹⁾					
	2.0 dCi GT	131		03.08	- 4-Rad Lenkung ¹⁾					
	2.0 16V Turbo GT	150		03.08		24.0128-0245.1	428245			320 28,0 25,4 V L +S +B
	2.0 dCi	96		09.07	+ 4-Rad Lenkung ²⁾					
	2.0 dCi	110		09.07	+ 4-Rad Lenkung ²⁾					
	2.0 dCi	127		01.08	+ 4-Rad Lenkung ²⁾					
	2.0 dCi GT	131		03.08	+ 4-Rad Lenkung ²⁾					
	3.0 dCi	173		09.08						
	3.5 V6	175		04.08						
	1.5 dCi	81		09.07		24.0711-5194.3	360268			Radsensor L=655
	1.6 16V	81		09.07		24.0711-5195.3	360269			Radsensor L=615
	2.0 16V	103		09.07						
	2.0 16V Hi-Flex	103		09.07						
	2.0 16V Turbo	125		09.07						
	2.0 16V Turbo GT	150		03.08						
	2.0 dCi	96		09.07						
	2.0 dCi	110		09.07						
	2.0 dCi	127		01.08						
	2.0 dCi GT	131		03.08						
	3.0 dCi	173		09.08						
	3.5 V6	175		04.08						
	1.5 dCi	81		09.07		13.0460-7251.2	607251			24137 15,8 + ATE
	1.6 16V	81		09.07		13.0470-7251.2	LD7251			24137 15,8 + ATE
	2.0 16V	103		09.07						
	2.0 16V Hi-Flex	103		09.07						
	2.0 16V Turbo	125		09.07						
	2.0 16V Turbo GT	150		03.08						
	2.0 dCi	96		09.07						
	2.0 dCi	110		09.07						
	2.0 dCi	127		01.08						
	2.0 dCi GT	131		03.08						
	3.0 dCi	173		09.08						
	3.5 V6	175		04.08						
	1.5 dCi	81		09.07		24.0111-0173.2	411173			300 11,0 9,5 +B
	1.6 16V	81		09.07						
	2.0 16V	103		09.07						
	2.0 16V Hi-Flex	103		09.07						
	2.0 16V Turbo	125		09.07						
	2.0 16V Turbo GT	150		03.08						
	2.0 dCi	96		09.07						
	2.0 dCi	110		09.07						
	2.0 dCi	127		01.08						
	2.0 dCi GT	131		03.08						
	3.0 dCi	173		09.08						
	3.5 V6	175		04.08						
	1.5 dCi	81		09.07		24.0711-5197.3	360270	2		- 4-Rad Lenkung ¹⁾
	1.6 16V	81		09.07		24.0711-5196.3	360370	2		+ 4-Rad Lenkung ²⁾
	2.0 16V	103		09.07						
	2.0 16V Hi-Flex	103		09.07						
	2.0 16V Turbo	125		09.07						
	2.0 16V Turbo GT	150		03.08						
	2.0 dCi	96		09.07						
	2.0 dCi	110		09.07						
	2.0 dCi	127		01.08						
	2.0 dCi GT	131		03.08						
	3.0 dCi	173		09.08						
	3.5 V6	175		04.08						

¹⁾ - 4 wheel steering / - 4 route sterzanti / - 4 roues directionnelles / + dirección sobre cuatro ruedas

²⁾ + 4 wheel steering / + 4 route sterzanti / + 4 roues directionnelles / + dirección sobre cuatro ruedas

									
RENAULT LAGUNA III Coupe (DT0/1) (07-)									
	1.5 dCi	81	03.12		13.0460-7248.2	607248		23215 17,5 +	ATE
	2.0 16V Turbo	125	09.08		13.0460-7249.2	607249		24709 18,6 +	ATE
	2.0 dCi	110	10.07	- 4-Rad Lenkung ¹⁾	13.0470-7249.2	LD7249		24709 18,6 +	ATE
	2.0 dCi	127	09.08	- 4-Rad Lenkung ¹⁾					
	2.0 dCi GT	131	03.08	- 4-Rad Lenkung ¹⁾					
	2.0 16V Turbo GT	150	03.08		13.0460-7250.2	607250		24870 17,5 +	ATE
	2.0 dCi	110	10.07	+ 4-Rad Lenkung ²⁾					
	2.0 dCi	127	09.08	+ 4-Rad Lenkung ²⁾					
	2.0 dCi GT	131	03.08	+ 4-Rad Lenkung ²⁾					
3.0 dCi	173	09.08							
3.0 dCi	177	01.12							
3.5 V6	175	09.08							
	1.5 dCi	81	03.12		24.0124-0221.1	424221		280 24,0 21,8 V L +S +B	
	2.0 16V Turbo	125	09.08		24.0126-0158.1	426158		296 26,0 23,4 V L +S +B	
	2.0 dCi	110	10.07	- 4-Rad Lenkung ¹⁾					
	2.0 dCi	127	09.08	- 4-Rad Lenkung ¹⁾					
	2.0 dCi GT	131	03.08	- 4-Rad Lenkung ¹⁾					
	2.0 16V Turbo GT	150	03.08		24.0128-0245.1	428245		320 28,0 25,4 V L +S +B	
	2.0 dCi	110	10.07	+ 4-Rad Lenkung ²⁾					
	2.0 dCi	127	09.08	+ 4-Rad Lenkung ²⁾					
	2.0 dCi GT	131	03.08	+ 4-Rad Lenkung ²⁾					
3.0 dCi	173	09.08							
3.0 dCi	177	01.12							
3.5 V6	175	09.08							
	1.5 dCi	81	03.12		24.0711-5194.3	360268	■	Radsensor L=655	
	2.0 16V Turbo	125	09.08		24.0711-5195.3	360269	■	Radsensor L=615	
	2.0 16V Turbo GT	150	03.08						
	2.0 dCi	110	10.07						
	2.0 dCi	127	09.08						
	2.0 dCi GT	131	03.08						
	3.0 dCi	173	09.08						
	3.0 dCi	177	01.12						
	3.5 V6	175	09.08						
	1.5 dCi	81	03.12		13.0460-7251.2	607251		24137 15,8 +	ATE
	2.0 16V Turbo	125	09.08		13.0470-7251.2	LD7251		24137 15,8 +	ATE
	2.0 16V Turbo GT	150	03.08						
	2.0 dCi	110	10.07						
	2.0 dCi	127	09.08						
	2.0 dCi GT	131	03.08						
	3.0 dCi	173	09.08						
	3.0 dCi	177	01.12						
	3.5 V6	175	09.08						
	1.5 dCi	81	03.12		24.0111-0181.2	411181		300 11,0 9,5 +B	
	2.0 16V Turbo	125	09.08						
	2.0 16V Turbo GT	150	03.08						
	2.0 dCi	110	10.07						
	2.0 dCi	127	09.08						
	2.0 dCi GT	131	03.08						
	3.0 dCi	173	09.08						
	3.0 dCi	177	01.12						
	3.5 V6	175	09.08						
	1.5 dCi	81	03.12		24.0711-5197.3	360270	2 ■	Radsensor L=645	
	2.0 16V Turbo	125	09.08		24.0711-5196.3	360370	2 ■	Radsensor L=632	
	2.0 16V Turbo GT	150	03.08						
	2.0 dCi	110	10.07						
	2.0 dCi	127	09.08						
	2.0 dCi GT	131	03.08						
	3.0 dCi	173	09.08						
	3.0 dCi	177	01.12						
	3.5 V6	175	09.08						
RENAULT LAGUNA III Grandtour (KT0/1) (07-)									
	1.5 dCi	81	09.07		13.0460-7248.2	607248		23215 17,5 +	ATE
	1.6 16V	81	09.07						
	2.0 16V	103	09.07		13.0460-7249.2	607249		24709 18,6 +	ATE
	2.0 16V Hi-Flex	103	09.07		13.0470-7249.2	LD7249		24709 18,6 +	ATE
	2.0 16V Turbo	125	09.07						
	2.0 dCi	96	09.07	- 4-Rad Lenkung ¹⁾					
	2.0 dCi	110	09.07	- 4-Rad Lenkung ¹⁾					
	2.0 dCi	127	09.07	- 4-Rad Lenkung ¹⁾					
	2.0 dCi GT	131	03.08	- 4-Rad Lenkung ¹⁾					
	2.0 16V Turbo GT	150	03.08		13.0460-7250.2	607250		24870 17,5 +	ATE
	2.0 dCi	96	09.07	+ 4-Rad Lenkung ²⁾					
2.0 dCi	110	09.07	+ 4-Rad Lenkung ²⁾						
2.0 dCi	127	09.07	+ 4-Rad Lenkung ²⁾						
2.0 dCi GT	131	03.08	+ 4-Rad Lenkung ²⁾						
3.0 dCi V6	173	09.08							
3.5 V6	175	04.08							
	1.5 dCi	81	09.07		24.0124-0221.1	424221		280 24,0 21,8 V L +S +B	
	1.6 16V	81	09.07						
	2.0 16V	103	09.07		24.0126-0158.1	426158		296 26,0 23,4 V L +S +B	
	2.0 16V Hi-Flex	103	09.07						
	2.0 16V Turbo	125	09.07						
2.0 dCi	96	09.07	- 4-Rad Lenkung ¹⁾						
2.0 dCi	110	09.07	- 4-Rad Lenkung ¹⁾						


























¹⁾ - 4 wheel steering / - 4 route sterzanti / - 4 roues directionnelles / + dirección sobre cuatro ruedas

²⁾ + 4 wheel steering / + 4 route sterzanti / + 4 roues directionnelles / + dirección sobre cuatro ruedas

RENAULT LAGUNA III Grandtour (KT0/1) (07-)												
	2.0 dCi	127		09.07							296 26,0 23,4 V L +S +B	
	2.0 dCi GT	131		03.08								
	2.0 16V Turbo GT	150		03.08								320 28,0 25,4 V L +S +B
	2.0 dCi	96		09.07								
	2.0 dCi	110		09.07								
	2.0 dCi	127		09.07								
	2.0 dCi GT	131		03.08								
	3.0 dCi V6	173		09.08								
3.5 V6	175		04.08									
	1.5 dCi	81		09.07							Radsensor L=655 Radsensor L=615	
	1.6 16V	81		09.07								
	2.0 16V	103		09.07								
	2.0 16V Hi-Flex	103		09.07								
	2.0 16V Turbo	125		09.07								
	2.0 16V Turbo GT	150		03.08								
	2.0 dCi	96		09.07								
	2.0 dCi	110		09.07								
	2.0 dCi	127		09.07								
	2.0 dCi GT	131		03.08								
	3.0 dCi V6	173		09.08								
	3.5 V6	175		04.08								
	1.5 dCi	81		09.07							24137 15,8 + ATE 24137 15,8 + ATE	
	1.6 16V	81		09.07								
	2.0 16V	103		09.07								
	2.0 16V Hi-Flex	103		09.07								
	2.0 16V Turbo	125		09.07								
	2.0 16V Turbo GT	150		03.08								
	2.0 dCi	96		09.07								
	2.0 dCi	110		09.07								
	2.0 dCi	127		09.07								
	2.0 dCi GT	131		03.08								
	3.0 dCi V6	173		09.08								
	3.5 V6	175		04.08								
	1.5 dCi	81		09.07							300 11,0 9,5 +B	
	1.6 16V	81		09.07								
	2.0 16V	103		09.07								
	2.0 16V Hi-Flex	103		09.07								
	2.0 16V Turbo	125		09.07								
	2.0 16V Turbo GT	150		03.08								
	2.0 dCi	96		09.07								
	2.0 dCi	110		09.07								
	2.0 dCi	127		09.07								
	2.0 dCi GT	131		03.08								
	3.0 dCi V6	173		09.08								
	3.5 V6	175		04.08								
	1.5 dCi	81		09.07							Radsensor L=645 Radsensor L=632	
	1.6 16V	81		09.07								
	2.0 16V	103		09.07								
	2.0 16V Hi-Flex	103		09.07								
	2.0 16V Turbo	125		09.07								
	2.0 16V Turbo GT	150		03.08								
	2.0 dCi	96		09.07								
	2.0 dCi	110		09.07								
	2.0 dCi	127		09.07								
	2.0 dCi GT	131		03.08								
	3.0 dCi V6	173		09.08								
	3.5 V6	175		04.08								
RENAULT LATITUDE (L70_) (11-13)												
	1.5 dCi	81		02.11	06.13						24709 18,6 + ATE 24709 18,6 + ATE	
	2.0 16V	103		02.11	06.13							
	2.0 16V eco2	103		02.11	06.13							
	2.0 dCi 150	110		02.11	06.13							
	2.5 dCi	110		05.11	06.13							
	2.0 dCi	130		02.11	06.13						21561 17,0 +/WK/Zub	
	2.0 dCi 175	127		05.11	06.13							
	3.0 dCi 240	177		02.11	06.13							
	1.5 dCi	81		02.11	06.13						296 26,0 23,4 V L +S +B	
	2.0 16V	103		02.11	06.13							
	2.0 16V eco2	103		02.11	06.13							
	2.0 dCi	130		02.11	06.13							
	2.0 dCi 150	110		02.11	06.13							
	2.0 dCi 175	127		05.11	06.13							
	2.5 dCi	110		05.11	06.13							
	1.5 dCi	81		02.11	06.13						25265 16,6 +/WE ATE	
	2.0 16V	103		02.11	06.13							
	2.0 16V eco2	103		02.11	06.13							
	2.0 dCi	130		02.11	06.13							
	2.0 dCi 150	110		02.11	06.13							
	2.0 dCi 175	127		05.11	06.13							
	2.5 dCi	110		05.11	06.13							
3.0 dCi 240	177		02.11	06.13								




























1) - 4 wheel steering / - 4 route sterzanti / - 4 roues directionnelles / + direcci3n sobre cuatro ruedas

2) + 4 wheel steering / + 4 route sterzanti / + 4 roues directionnelles / + direcci3n sobre cuatro ruedas

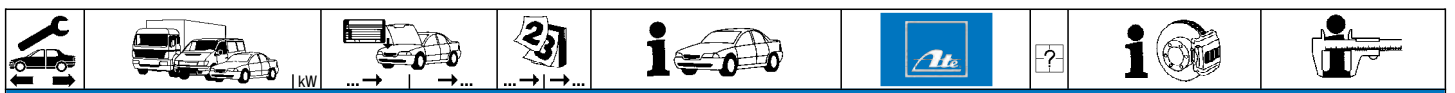
								
RENAULT LATITUDE (L70_) (11-13)								
	1.5 dCi	81	02.11	06.13	24.0111-0173.2	411173		300 11,0 9,5 +B
	2.0 16V	103	02.11	06.13				
	2.0 16V eco2	103	02.11	06.13				
	2.0 dCi	130	02.11	06.13				
	2.0 dCi 150	110	02.11	06.13				
	2.0 dCi 175	127	05.11	06.13				
	2.5 dCi		05.11	06.13				
	3.0 dCi 240	177	02.11	06.13				
RENAULT LOGAN (LS_) (04-13)								
	1.4	55	09.04	04.13	13.0460-2834.2	602834		21463 18,0 /WK/S LUC
	1.5 dCi	50	04.07	04.13				
	1.5 dCi	63	02.08	04.13				
	1.6	64	09.04	04.13				
	1.6	77	04.07	04.13				
	1.4	55	09.04	04.13	24.0112-0116.1	412116	- ABS	238 12,0 10,5 +S +B
	1.6	64	09.04	04.13	24.0112-0171.1	412171	+ ABS	259 12,0 10,6 +S +B
	1.5 dCi	50	04.07	04.13	24.0121-0106.1	421106		259 20,6 17,7 V +S +B
	1.5 dCi	63	02.08	04.13				
	1.6	77	04.07	04.13				
	1.4	55	09.04	04.13	03.0137-0312.2	650312		203 x 38 HEB LUC
	1.5 dCi	50	04.07	04.13	03.0137-9278.2	669278		Bremsbacken-Zubehör LUC
	1.5 dCi	63	02.08	04.13	03.0137-0358.2	650358		180 x 42 HEB BDX
	1.6	64	09.04	04.13	03.0137-9088.2	669088		Bremsbacken-Zubehör BDX
	1.6	77	04.07	04.13				
	1.4	55	09.04	04.13	24.0218-0032.1	480118	+ Trommeldurchmesser 180 mm ¹⁾	180/181 x 53,5 - Lager
	1.5 dCi	50	04.07	04.13	24.0220-3021.1	480127	- ABS	203/204,5 x 50,5 - Lager
	1.5 dCi	63	02.08	04.13	24.0220-3036.1	480301	+ ABS/ ohne Sensorring ²⁾	203/204,5 x 50,5 - Lager
	1.6	64	09.04	04.13				
	1.6	77	04.07	04.13				
	1.4	55	09.04	04.13	03.0520-4719.3	694719		19,05/180x42 TopKit BDX
	1.5 dCi	50	04.07	04.13	03.0520-3517.3	693517		17,78/203x39 TopKit LUC
	1.5 dCi	63	02.08	04.13				
	1.6	64	09.04	04.13				
	1.6	77	04.07	04.13				
RENAULT LOGAN Kombi (KS_) (04-13)								
	1.4	55	10.07	04.13	13.0460-2834.2	602834		21463 18,0 /WK/S LUC
	1.5 dCi	50	04.07	04.13				
	1.5 dCi	63	02.08	04.13				
	1.6	64	04.07	04.13				
	1.6	77	04.07	04.13				
	1.4	55	10.07	04.13	24.0112-0116.1	412116	- ABS	238 12,0 10,5 +S +B
	1.6	64	04.07	04.13	24.0112-0171.1	412171	+ ABS	259 12,0 10,6 +S +B
	1.5 dCi	50	04.07	04.13	24.0121-0106.1	421106		259 20,6 17,7 V +S +B
	1.5 dCi	63	02.08	04.13				
	1.6	77	04.07	04.13				
	1.4	55	10.07	04.13	03.0137-0312.2	650312		203 x 38 HEB LUC
	1.5 dCi	50	04.07	04.13	03.0137-9278.2	669278		Bremsbacken-Zubehör LUC
	1.5 dCi	63	02.08	04.13	03.0137-0358.2	650358		180 x 42 HEB BDX
	1.6	64	04.07	04.13	03.0137-9088.2	669088		Bremsbacken-Zubehör BDX
	1.6	77	04.07	04.13				
	1.4	55	10.07	04.13	24.0218-0032.1	480118	+ Trommeldurchmesser 180 mm ¹⁾	180/181 x 53,5 - Lager
	1.5 dCi	50	04.07	04.13	24.0220-3021.1	480127	- ABS	203/204,5 x 50,5 - Lager
	1.5 dCi	63	02.08	04.13	24.0220-3036.1	480301	+ ABS/ ohne Sensorring ²⁾	203/204,5 x 50,5 - Lager
	1.6	64	04.07	04.13				
	1.6	77	04.07	04.13				
	1.4	55	10.07	04.13	03.0520-4719.3	694719		19,05/180x42 TopKit BDX
	1.5 dCi	50	04.07	04.13	03.0520-3517.3	693517		17,78/203x39 TopKit LUC
	1.5 dCi	63	02.08	04.13				
	1.6	64	04.07	04.13				
	1.6	77	04.07	04.13				
RENAULT LOGAN Express (07-13)								
	1.5 dCi	50	04.07	04.13	13.0460-7270.2	607270		24673 17,5 + ATE
	1.6	64	04.07	04.13				
	1.5 dCi	50	04.07	04.13	13.0460-2709.2	602709		23973 17,4 /Zub/S LUC
	1.6	64	04.07	04.13	13.0470-2709.2	LD2709		23973 17,4 /Zub/S LUC
	1.5 dCi	50	04.07	04.13	24.0122-0216.1	422216		260 22,0 19,8 V L +S +B
	1.6	64	04.07	04.13				
	1.5 dCi	50	04.07	04.13	03.0137-0496.2	650496		228 x 42 HEB BDX
	1.6	64	04.07	04.13				
	1.5 dCi	50	04.07	04.13	03.0520-7222.3	697222		22,20/228x42 TopKit
	1.6	64	04.07	04.13				
RENAULT LOGAN II (L52) (13-)								
	1.2	55	11.13		13.0460-7298.2	607298		25702 18,2 + ATE
	1.6	60	04.14					
	1.6	75	04.14					

¹⁾ + drum diameter 180 mm / + tamburi diametro 180 mm / + tambour diamètre 180 mm / + tambores diámetro 180 mm

²⁾ + ABS/ without sensor ring / + ABS/ senza sensore / + ABS/ sans secours ABS / + ABS/ sin anillo sensor ABS

	 kW							
RENAULT LOGAN II (L52) (13-)								
	1.2	55	11.13		24.0112-0171.1	412171		259 12,0 10,6 +S +B
	1.6	60	04.14					
	1.6	75	04.14		24.0122-0289.1	422289		258 22,0 19,8 V L +S +B
	1.2	55	11.13		24.0711-5369.3	360378	2 	Radsensor L=619
	1.6	60	04.14					
	1.6	75	04.14					
	1.2	55	11.13		03.0137-9274.2	669274		Bremsbacken-Zubehör BOS
	1.6	60	04.14					
	1.6	75	04.14					
	1.2	55	11.13		03.0137-0496.2	650496		228 x 42 HEB BDX
	1.6	60	04.14		03.0137-9228.2	669228		Bremsbacken-Zubehör BDX
	1.6	75	04.14					
	1.2	55	11.13		03.0520-7919.3	697919	+ ABS	19,05/228x42 TopKit
	1.6	60	04.14					
	1.6	75	04.14					
RENAULT LOGAN II Kombi (L52) (13-)								
	1.2 16V	54	12.13		13.0460-7298.2	607298		25702 18,2 + ATE
	1.2 16V LPG	53	12.13					
	1.5 dCi	62	12.13					
	1.6	59	12.13					
	1.2 16V	54	12.13		24.0122-0289.1	422289		258 22,0 19,8 V L +S +B
	1.2 16V LPG	53	12.13					
	1.5 dCi	62	12.13					
	1.6	59	12.13					
	1.2 16V	54	12.13		24.0711-5369.3	360378	2 	Radsensor L=619
	1.2 16V LPG	53	12.13					
	1.5 dCi	62	12.13					
	1.6	59	12.13					
	1.2 16V	54	12.13		03.0137-9274.2	669274		Bremsbacken-Zubehör BOS
	1.2 16V LPG	53	12.13					
	1.5 dCi	62	12.13		03.0137-0496.2	650496		228 x 42 HEB BDX
	1.6	59	12.13		03.0137-9228.2	669228		Bremsbacken-Zubehör BDX
	1.2 16V	54	12.13		03.0520-7919.3	697919	+ ABS	19,05/228x42 TopKit
	1.2 16V LPG	53	12.13					
	1.5 dCi	62	12.13					
	1.6	59	12.13					
	1.6	59	12.13					
RENAULT MASCOTT (99-04)								
	110.35	78	01.99	06.04	13.0460-4847.2	604847		29160 20,3 /WE/Zub/S BRE
	110.50	78	01.99	06.04				
	130.35	92	01.99	06.04				
	140.35	103	01.99	06.04				
	150.35	107	01.99	06.04				
	110.55	78	01.99	06.04	13.0460-4860.2	604860		29121 20,3 +/WK/Zub BRE
	110.60	78	01.99	06.04				
	130.55	92	01.99	06.04				
	130.65	92	01.99	06.04				
	140.55	103	01.99	06.04				
	140.65	103	01.99	06.04				
	150.55	107	01.99	06.04				
	150.65	107	01.99	06.04				
	90.35	63	01.99	06.01				
	110.35	78	01.99	06.04	24.0122-0266.1	422266		290 22,0 19,0 V L +B
	110.50	78	01.99	06.04				
	130.35	92	01.99	06.04				
	140.35	103	01.99	06.04				
	150.35	107	01.99	06.04				
	90.35	63	01.99	06.01				
	110.55	78	01.99	06.04	24.0126-0161.1	426161		290 26,0 23,0 V L +B
	110.60	78	01.99	06.04				
	130.55	92	01.99	06.04				
	130.65	92	01.99	06.04				
	140.55	103	01.99	06.04				
	140.65	103	01.99	06.04				
	150.55	107	01.99	06.04				
	150.65	107	01.99	06.04				
	90.35	63	01.99	06.01				
	110.35	78	01.99	06.04	13.0460-4860.2	604860		29121 20,3 +/WK/Zub BRE
	110.50	78	01.99	06.04				
	110.55	78	01.99	06.04				
	110.60	78	01.99	06.04				
	130.35	92	01.99	06.04				
	130.55	92	01.99	06.04				
	130.65	92	01.99	06.04				
	140.35	103	01.99	06.04				
	140.55	103	01.99	06.04				
	140.65	103	01.01	06.04				
	150.35	107	01.99	06.04				
	150.55	107	01.99	06.04				
	150.65	107	01.99	06.04				
	90.35	63	01.99	06.01				
	110.35	78	01.99	06.04	13.0460-4966.2	604966		29121 20,3 /WE/S BRE
	110.50	78	01.99	06.04				
	110.55	78	01.99	06.04				
	110.60	78	01.99	06.04				
	↓							





RENAULT MASCOTT (99-04)

	130.35	92		01.99	06.04	13.0460-4966.2	604966		29121 20,3 /WE/S	BRE
	130.55	92		01.99	06.04					
	130.65	92		01.99	06.04					
	140.35	103		01.99	06.04					
	140.55	103		01.99	06.04					
	140.65	103		01.01	06.04					
	150.35	107		01.99	06.04					
	150.55	107		01.99	06.04					
	150.65	107		10.01	06.04					
	90.35	63		01.99	06.01					
	110.35	78		01.99	06.04	24.0122-0267.1	422267		290 22,0 19,0 V L +B	
	110.50	78		01.99	06.04					
	110.55	78		01.99	06.04					
	110.60	78		01.99	06.04					
	130.35	92		01.99	06.04					
	130.55	92		01.99	06.04					
	130.65	92		01.99	06.04					
	140.35	103		01.99	06.04					
	140.55	103		01.99	06.04					
	140.65	103		01.01	06.04					
	150.35	107		01.99	06.04					
	150.55	107		01.99	06.04					
	150.65	107		10.01	06.04					
	90.35	63		01.99	06.01					

RENAULT MASCOTT (04-10)

	120.35	85		05.04	12.10	13.0460-4966.2	604966		29121 20,3 /WE/S	BRE
	120.55	85		05.04	12.10					
	160.35	115		05.04	12.10					
	160.55	115		05.04	12.10					
	120.35	85		05.04	12.10	13.0460-4966.2	604966		29121 20,3 /WE/S	BRE
	120.55	85		05.04	12.10					
	120.65	85		05.04	12.10					
	160.35	115		05.04	12.10					
	160.55	115		05.04	12.10					
	160.65	115		05.04	12.10					

RENAULT MASTER I Bus (80-98)

	2.0	58		10.86	07.98	13.0460-2824.2	602824		20380 15,6 +/-WK	LUC
	2.0	59		08.80	09.86					
	2.1 D	44		08.80	07.98					
	2.2	67		08.80	07.98					
	2.4 D	52		08.80	08.89					
	2.4 D	53		09.86	10.89					
	2.5 D	55		08.89	07.98					
	2.5 TD	69		08.89	07.98					
	2.5 TD	72		08.89	07.98					
	2.0	58		10.86	07.98	24.0124-0137.1	424137		278 24,0 22,0 V	
	2.0	59		08.80	09.86					
	2.1 D	44		08.80	07.98					
	2.2	67		08.80	07.98					
	2.4 D	52		08.80	08.89					
	2.4 D	53		09.86	10.89					
	2.5 D	55		08.89	07.98					
	2.5 TD	69		08.89	07.98					
	2.5 TD	72		08.89	07.98					
	2.0 (Q--)	58		10.86	07.98	03.0137-0036.2	650036		254 x 57	LUC
	2.0 (Q--)	59		08.80	09.86	03.0137-9013.3	669013		Bremsbacken-Zubehör	LUC
	2.0 (R--)	58		10.86	08.94					
	2.0 (R--)	59		08.80	09.86					
	2.1 D (Q--)	44		08.80	07.98					
	2.1 D (R--)	44		08.80	08.94					
	2.2 (Q--)	67		08.80	07.98					
	2.2 (R--)	67		08.80	08.94					
	2.4 D	53		09.86	10.89					
	2.4 D (Q--)	52		08.80	08.89					
	2.4 D (R--)	52		08.80	08.89					
	2.5 D (Q--)	55		08.89	07.98					
	2.5 D (R--)	55		08.89	08.94					
	2.5 TD (Q--)	69		08.89	07.98					
	2.5 TD (Q--)	72		08.89	07.98					
	2.5 TD (R--)	69		08.89	08.94					
	2.5 TD (R--)	72		08.89	08.94					
	2.0 (R--)	58		09.94	07.98	03.0137-0330.2	650030		254 x 57 HEB	LUC
	2.1 D (R--)	44		09.94	07.98	03.0137-9216.2	669216		Bremsbacken-Zubehör	LUC
	2.2 (R--)	67		09.94	07.98					
	2.5 D (R--)	55		09.94	07.98					
	2.5 TD (R--)	69		09.94	07.98					
	2.5 TD (R--)	72		09.94	07.98					
	2.0 (Q--)	58		10.86	07.98	03.0520-0125.3	690125		25,40/254x57 TopKit	LUC
	2.0 (Q--)	59		08.80	09.86					
	2.0 (R--)	58		10.86	08.94					
	2.0 (R--)	59		08.80	09.86					
	2.1 D (Q--)	44		08.80	07.98					
	2.1 D (R--)	44		08.80	08.94					
	2.2 (Q--)	67		08.80	07.98					
	2.2 (R--)	67		08.80	08.94					





RENAULT MASTER I Bus (80-98)

	2.4 D	53	09.86	10.89	03.0520-0125.3	690125		25,40/254x57 TopKit	LUC
	2.4 D (Q--)	52	08.80	08.89					
	2.4 D (R--)	52	08.80	08.89					
	2.5 D (Q--)	55	08.89	07.98					
	2.5 D (R--)	55	08.89	08.94					
	2.5 TD (Q--)	69	08.89	07.98					
	2.5 TD (Q--)	72	08.89	07.98					
	2.5 TD (R--)	69	08.89	08.94					
	2.5 TD (R--)	72	08.89	08.94					
	2.0 (R--)	58	09.94	07.98					
2.1 D (R--)	44	09.94	07.98						
2.2 (R--)	67	09.94	07.98						
2.5 D (R--)	55	09.94	07.98						
2.5 TD (R--)	69	09.94	07.98						
2.5 TD (R--)	72	09.94	07.98						

























RENAULT MASTER I Kasten (80-98)

	2.0	58	10.86	07.98	13.0460-2824.2	602824		20380 15,6 +/-WK	LUC							
	2.0	59	08.80	09.86												
	2.1 D	44	08.80	07.98												
	2.2	67	08.80	07.98												
	2.4 D	52	08.80	08.89												
	2.5 D	55	08.89	07.98												
	2.5 TD	69	08.89	07.98												
	2.5 TD	72	08.89	07.98												
	2.0	58	10.86	07.98	24.0124-0137.1	424137		278 24,0 22,0 V								
	2.0	59	08.80	09.86												
	2.1 D	44	08.80	07.98												
	2.2	67	08.80	07.98												
	2.4 D	52	08.80	08.89												
	2.5 D	55	08.89	07.98												
	2.5 TD	69	08.89	07.98												
	2.5 TD	72	08.89	07.98												
	2.0 (Q--)	58	10.86	07.98	03.0137-0036.2	650036	03.0137-9013.2	669013	254 x 57 Bremsbacken-Zubehör	LUC						
	2.0 (Q--)	59	08.80	09.86												
	2.0 (R--)	58	10.86	08.94												
	2.0 (R--)	59	08.80	09.86												
	2.1 D (Q--)	44	08.80	07.98												
	2.1 D (R--)	44	08.80	08.94												
	2.2 (Q--)	67	08.80	07.98												
	2.2 (R--)	67	08.80	08.94												
	2.4 D (Q--)	52	08.80	08.89												
	2.4 D (R--)	52	08.80	08.89												
	2.5 D (Q--)	55	08.89	07.98												
	2.5 D (R--)	55	08.89	08.94												
	2.5 TD (Q--)	69	08.89	07.98												
	2.5 TD (Q--)	72	08.89	07.98												
	2.5 TD (R--)	69	08.89	08.94												
	2.5 TD (R--)	72	08.89	08.94												
	2.0 (R--)	58	09.94	07.98							03.0137-0330.2	650330	03.0137-9216.2	669216	254 x 57 HEB Bremsbacken-Zubehör	LUC
	2.1 D (R--)	44	09.94	07.98												
2.2 (R--)	67	09.94	07.98													
2.5 D (R--)	55	09.94	07.98													
2.5 TD (R--)	69	09.94	07.98													
2.5 TD (R--)	72	09.94	07.98													
	2.0 (Q--)	58	10.86	07.98	03.0520-0125.3	690125		25,40/254x57 TopKit	LUC							
	2.0 (Q--)	59	08.80	09.86												
	2.0 (R--)	58	10.86	08.94												
	2.0 (R--)	59	08.80	09.86												
	2.1 D (Q--)	44	08.80	07.98												
	2.1 D (R--)	44	08.80	08.94												
	2.2 (Q--)	67	08.80	07.98												
	2.2 (R--)	67	08.80	08.94												
	2.4 D (Q--)	52	08.80	08.89												
	2.4 D (R--)	52	08.80	08.89												
	2.5 D (Q--)	55	08.89	07.98												
	2.5 D (R--)	55	08.89	08.94												
	2.5 TD (Q--)	69	08.89	07.98												
	2.5 TD (Q--)	72	08.89	07.98												
	2.5 TD (R--)	69	08.89	08.94												
	2.5 TD (R--)	72	08.89	08.94												
	2.0 (R--)	58	09.94	07.98						03.0520-0125.3	690125		25,40/254x57 TopKit	LUC		
	2.1 D (R--)	44	09.94	07.98												
2.2 (R--)	67	09.94	07.98													
2.5 D (R--)	55	09.94	07.98													
2.5 TD (R--)	69	09.94	07.98													
2.5 TD (R--)	72	09.94	07.98													

RENAULT MASTER I Pritsche/Fahrgestell (80-98)

	2.0	58	10.86	07.98	13.0460-2824.2	602824		20380 15,6 +/-WK	LUC
	2.0	59	10.82	09.86					
	2.5 D	55	08.89	07.98					
	2.0	58	10.86	07.98	24.0124-0137.1	424137		278 24,0 22,0 V	
	2.0	59	10.82	09.86					
	2.5 D	55	08.89	07.98					



													
RENAULT MASTER I Pritsche/Fahrgestell (80-98)													
	2.0 (Q--)	58		10.86	07.98	03.0137-0036.2	650036	254 x 57 Bremsbacken-Zubehör	LUC				
	2.0 (Q--)	59		10.82	09.86	03.0137-9013.2	669013		LUC				
	2.0 (R--)	58		10.86	08.94								
	2.0 (R--)	59		10.82	09.86								
	2.5 D (Q--)	55		08.89	07.98								
	2.5 D (R--)	55		08.89	08.94								
	2.0 (R--)	58		09.94	07.98	03.0137-0330.2	650330	254 x 57 HEB	LUC				
	2.5 D (R--)	55		09.94	07.98	03.0137-9216.2	669216	Bremsbacken-Zubehör	LUC				
	2.0 (Q--)	58		10.86	07.98	03.0520-0125.3	690125	25,40/254x57 TopKit	LUC				
	2.0 (Q--)	59		10.82	09.86								
	2.0 (R--)	58		10.86	08.94								
	2.0 (R--)	59		10.82	09.86								
	2.5 D (Q--)	55		08.89	07.98								
	2.5 D (R--)	55		08.89	08.94								
	2.0 (R--)	58		09.94	07.98	03.0520-0125.3	690125	25,40/254x57 TopKit	LUC				
	2.5 D (R--)	55		09.94	07.98								
RENAULT MASTER II Bus (JD/ND_) (98-06)													
	2.5 D	59		07.98	07.00	13.0460-3946.2	603946	23302 18,0 /WE	BDX				
	2.8 dTi	84		07.98	07.00								
	1.9 dCi 80	60		11.01	08.06	13.0460-3800.2	603800	23613 17,7	BOS				
	1.9 dTi	59		09.00	08.06								
	2.2 dCi 90	66		09.00	08.06								
	2.5 D	59		08.00	01.01								
	2.5 dCi 100	73		10.03	08.06								
	2.5 dCi 120	84		10.01	08.06								
	2.8 dTi	84		08.00	10.01								
	2.8 dTi	84		08.00	10.01								
	2.5 D	59		07.98	07.00	24.0124-0162.1	424162	+ 15" Rad 1)	280 24,0 21,0 V +B				
	2.8 dTi	84		07.98	07.00								
	1.9 dCi 80	60		11.01	08.06					24.0128-0129.1	428129	+ 16" Rad 2)	306 28,0 25,0 V +S +B
	1.9 dTi	59		09.00	08.06								
	2.2 dCi 90	66		09.00	08.06								
	2.5 D	59		08.00	01.01								
	2.5 dCi 100	73		10.03	08.06								
	2.5 dCi 120	84		10.01	08.06								
2.8 dTi	84		08.00	10.01									
2.8 dTi	84		10.01	10.01									
	1.9 dCi 80	60		11.01	10.02	24.0711-6004.3	360231	2	Radsensor L=476				
	1.9 dTi	59		09.00	10.02								
	2.2 dCi 90	66		09.00	10.02								
	2.5 D	59		07.98	01.01								
	2.5 dCi 120	84		10.01	10.02								
	2.8 dTi	84		07.98	10.01								
	1.9 dCi 80	60		11.02	08.06					24.0711-6161.3	360138	2	Radsensor L=486
	1.9 dTi	59		11.02	08.06								
2.2 dCi 90	66		11.02	08.06									
2.5 dCi 100	73		10.03	08.06									
2.5 dCi 120	84		11.02	08.06									
2.5 dCi 120	84		11.02	08.06									
2.5 dCi 120	84		11.02	08.06									
2.5 dCi 120	84		11.02	08.06									
	1.9 dCi 80	60		11.01	08.06	13.0460-3806.2	603806	23669 16,8 /S	BOS				
	1.9 dTi	59		09.00	08.06								
	2.2 dCi 90	66		09.00	08.06								
	2.5 D	59		07.98	01.01								
	2.5 dCi 100	73		10.03	08.06								
	2.5 dCi 120	84		10.01	08.06								
	2.8 dTi	84		07.98	10.01								
	2.8 dTi	84		07.98	10.01								
	1.9 dCi 80	60		11.01	08.06	24.0112-0155.1	412155		305 12,0 10,5 +S +B				
	1.9 dTi	59		09.00	08.06								
	2.2 dCi 90	66		09.00	08.06								
	2.5 D	59		07.98	01.01								
	2.5 dCi 100	73		10.03	08.06								
	2.5 dCi 120	84		10.01	08.06								
	2.8 dTi	84		07.98	10.01								
	2.8 dTi	84		07.98	10.01								
	1.9 dCi 80	60		11.01	08.06	24.0711-5161.3	360112	2	Radsensor L=1086				
	1.9 dTi	59		09.00	08.06								
	2.2 dCi 90	66		09.00	08.06								
	2.5 D	59		07.99	01.01								
	2.5 dCi 100	73		10.03	08.06								
	2.5 dCi 120	84		10.01	08.06								
	2.8 dTi	84		07.99	10.01								
	2.8 dTi	84		07.99	10.01								
	2.5 D	59		07.98	07.00	03.0137-0382.2	650382	280 x 65 Bremsbacken-Zubehör					
	2.8 dTi	84		07.98	07.00	03.0137-9240.2	669240						
	2.5 D	59		07.98	07.00	24.0228-0002.1	480159		280/282 x 69,5				
	2.8 dTi	84		07.98	07.00								
RENAULT MASTER II Kasten (FD_) (98-06)													
	2.5 D	59		07.98	07.00	13.0460-3946.2	603946	23302 18,0 /WE	BDX				
	2.8 dTi	84		07.98	07.00								
	1.9 dCi 80	60		11.01	08.06	13.0460-3800.2	603800	23613 17,7	BOS				
	1.9 dTi	59		11.01	08.06								
	2.2 dCi 90	65		11.01	08.06								
	2.5 D	59		08.00	01.01								
	2.5 dCi 100	73		10.03	08.06								
	2.5 dCi 120	84		10.01	08.06								
	2.8 dTi	84		08.00	10.01								
	2.8 dTi	84		08.00	10.01								

1) + 15" wheel / + ruota 15" / + roue 15" / + rueda 15"

2) + 16" wheel / + ruota 16" / + roue 16" / + rueda 16"







































RENAULT MASTER II Kasten (FD_) (98-06)
























	3.0 dCi 120 3.0 dCi 140 3.0 dCi 160	85 100 115		06.05 10.03 06.05	08.06 08.06 08.06	13.0460-3800.2	603800		23613 17,7	BOS
	2.5 D 2.8 dTi	59 84		07.98 07.98	07.00 07.00	24.0124-0162.1	424162		280 24,0 21,0 V +B	
	1.9 dCi 80 1.9 dTi 2.2 dCi 90 2.5 D 2.5 dCi 100 2.5 dCi 120 2.8 dTi 3.0 dCi 120 3.0 dCi 140 3.0 dCi 160	60 59 65 59 73 84 84 85 100 115		11.01 09.00 09.00 08.00 10.03 10.01 08.00 06.05 10.03 06.05	08.06 08.06 08.06 01.01 08.06 08.06 10.01 08.06 08.06 08.06	24.0128-0129.1 24.0328-0129.1	428129 528129		306 28,0 25,0 V +S +B 306 28,0 25,0 V +S +B PD	
	1.9 dCi 80 1.9 dTi 2.2 dCi 90 2.5 D 2.5 dCi 120 2.8 dTi	60 59 65 59 84 84		11.01 09.00 09.00 07.98 10.01 07.98	10.02 10.02 10.02 01.01 10.02 10.01	24.0711-6004.3	360231	2	Radsensor L=476	
	1.9 dCi 80 1.9 dTi 2.2 dCi 90 2.5 dCi 100 2.5 dCi 120 3.0 dCi 120 3.0 dCi 140 3.0 dCi 160	60 59 65 73 84 85 100 115		11.02 11.02 11.02 10.03 11.02 06.05 10.03 06.05	08.06 08.06 08.06 08.06 08.06 08.06 08.06 08.06	24.0711-6161.3	360138	2	Radsensor L=486	
	1.9 dCi 80 1.9 dTi 2.2 dCi 90 2.5 D 2.5 dCi 100 2.5 dCi 120 2.8 dTi 3.0 dCi 120 3.0 dCi 140 3.0 dCi 160	60 59 65 59 73 84 84 85 100 115		11.01 09.00 09.00 08.00 10.03 10.01 08.00 06.05 10.03 06.05	08.06 08.06 08.06 01.01 08.06 08.06 10.01 08.06 08.06 08.06	13.0460-3806.2	603806		23669 16,8 /S	BOS
	1.9 dCi 80 1.9 dTi 2.2 dCi 90 2.5 D 2.5 dCi 100 2.5 dCi 120 2.8 dTi 3.0 dCi 120 3.0 dCi 140 3.0 dCi 160	60 59 65 59 73 84 84 85 100 115		11.01 09.00 09.00 08.00 10.03 10.01 08.00 06.05 10.03 06.05	08.06 08.06 08.06 01.01 08.06 08.06 10.01 08.06 08.06 08.06	24.0112-0155.1	412155		305 12,0 10,5 +S +B	
	1.9 dCi 80 1.9 dTi 2.2 dCi 90 2.5 D 2.5 dCi 100 2.5 dCi 120 2.8 dTi 3.0 dCi 120 3.0 dCi 140 3.0 dCi 160	60 59 65 59 73 84 84 85 100 115		11.03 11.01 09.00 07.99 10.03 10.01 07.99 06.05 10.03 06.05	08.06 08.06 08.06 01.01 08.06 08.06 10.01 08.06 08.06 08.06	24.0711-5161.3	360112	2	Radsensor L=1086	
	2.5 D 2.8 dTi	59 84		07.98 07.98	07.00 07.00	03.0137-0382.2 03.0137-9240.2	650382 669240		280 x 65 Bremsbacken-Zubehör	
	2.5 D 2.8 dTi	59 84		07.98 07.98	07.00 07.00	24.0228-0002.1	480159		280/282 x 69,5	

RENAULT MASTER II Pritsche/Fahrgestell (ED/HD/UD_) (98-06)

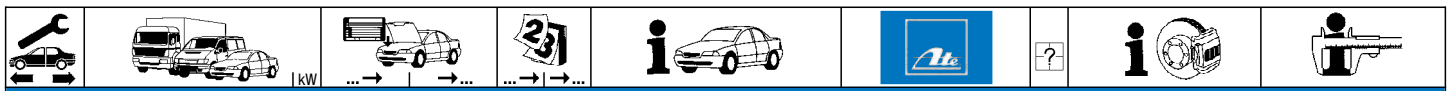
	2.2 dCi 90 2.5 D 2.8 dTi	66 59 84		09.00 07.98 07.98	10.01 01.01 10.01	13.0460-3946.2	603946		23302 18,0 /WE	BDX
	2.2 dCi 90 2.5 dCi 100 2.5 dCi 120 3.0 dCi 120 3.0 dCi 140 3.0 dCi 160	66 73 84 85 100 115		11.01 10.03 10.01 06.05 10.03 06.05	08.06 08.06 08.06 08.06 08.06 08.06	13.0460-3800.2	603800		23613 17,7	BOS
	2.2 dCi 90 2.5 D 2.8 dTi	66 59 84		09.00 07.98 07.98	10.01 01.01 07.00	24.0124-0162.1	424162		280 24,0 21,0 V +B	
	2.2 dCi 90 2.5 dCi 100 2.5 dCi 120 2.8 dTi 3.0 dCi 120 3.0 dCi 140	66 73 84 84 85 100		11.01 10.03 10.01 08.00 06.05 10.03	08.06 08.06 08.06 08.01 08.06 08.06	24.0128-0129.1 24.0328-0129.1	428129 528129		306 28,0 25,0 V +S +B 306 28,0 25,0 V +S +B PD	



								
RENAULT MASTER II Pritsche/Fahrgestell (ED/HD/UD_) (98-06)								
	3.0 dCi 160	115		06.05	08.06		24.0128-0129.1 428129 24.0328-0129.1 528129	306 28,0 25,0 V +S +B 306 28,0 25,0 V +S +B PD
	2.2 dCi 90 2.5 D 2.5 dCi 120 2.8 dTi	66 59 84 84		09.00 07.98 10.01 07.98	10.02 01.01 10.02 10.01		24.0711-6004.3 360231	2  Radsensor L=476
	2.2 dCi 90 2.5 dCi 100 2.5 dCi 120 3.0 dCi 120 3.0 dCi 140 3.0 dCi 160	66 73 84 85 100 115		11.02 10.03 11.02 06.05 10.03 06.05	08.06 08.06 08.06 08.06 08.06 08.06		24.0711-6161.3 360138	2  Radsensor L=486
	2.2 dCi 90 2.5 D 2.5 dCi 100 2.5 dCi 120 2.8 dTi 3.0 dCi 120 3.0 dCi 140 3.0 dCi 160	66 59 73 84 84 85 100 115		09.00 08.00 10.03 10.01 08.00 06.05 10.03 06.05	08.06 01.01 08.06 08.06 10.01 08.06 08.06 08.06		13.0460-3806.2 603806	23669 16,8 /S BOS
	2.2 dCi 90 2.5 D 2.5 dCi 100 2.5 dCi 120 2.8 dTi 3.0 dCi 120 3.0 dCi 140 3.0 dCi 160	66 59 73 84 84 85 100 115		09.00 08.00 10.03 10.01 08.00 06.05 10.03 06.05	08.06 01.01 08.06 08.06 10.01 08.06 08.06 08.06		24.0112-0155.1 412155	305 12,0 10,5 +S +B
	2.2 dCi 90 2.5 dCi 100 2.5 dCi 120 3.0 dCi 120 3.0 dCi 140 3.0 dCi 160	66 73 84 85 100 115		09.00 10.03 10.01 06.05 10.03 06.05	08.06 08.06 08.06 08.06 08.06 08.06		24.0711-5161.3 360112	2  Radsensor L=1086
	2.5 D 2.8 dTi	59 84		07.98 07.98	07.00 07.00		03.0137-0382.2 650382 03.0137-9240.2 669240	280 x 65 Bremsbacken-Zubehör
	2.5 D 2.8 dTi	59 84		07.98 07.98	07.00 07.00		24.0228-0002.1 480159	280/282 x 69,5
RENAULT MASTER II Bus (JD_) (06-10)								
	2.5 dCi 2.5 dCi 2.5 dCi	74 88 107		08.06 08.06 08.06	12.10 12.10 12.10		13.0460-3800.2 603800	23613 17,7 BOS
	2.5 dCi 2.5 dCi 2.5 dCi	74 88 107		08.06 08.06 08.06	12.10 12.10 12.10		24.0128-0129.1 428129 24.0328-0129.1 528129	306 28,0 25,0 V +S +B 306 28,0 25,0 V +S +B PD
	2.5 dCi 2.5 dCi 2.5 dCi	74 88 107		08.06 08.06 08.06	12.10 12.10 12.10		24.0711-6161.3 360138	2  Radsensor L=486
	2.5 dCi 2.5 dCi 2.5 dCi	74 88 107		08.06 08.06 08.06	12.10 12.10 12.10		13.0460-3806.2 603806	23669 16,8 /S BOS
	2.5 dCi 2.5 dCi 2.5 dCi	74 88 107		08.06 08.06 08.06	12.10 12.10 12.10		24.0112-0155.1 412155	305 12,0 10,5 +S +B
	2.5 dCi 2.5 dCi 2.5 dCi	74 88 107		08.06 08.06 08.06	12.10 12.10 12.10		24.0711-5161.3 360112	2  Radsensor L=1086
RENAULT MASTER II Kasten (FD_) (06-10)								
	2.5 dCi 2.5 dCi 2.5 dCi	74 88 107		08.06 08.06 08.06	12.10 12.10 12.10		13.0460-3800.2 603800	23613 17,7 BOS
	2.5 dCi 2.5 dCi 2.5 dCi	74 88 107		08.06 08.06 08.06	12.10 12.10 12.10		24.0128-0129.1 428129 24.0328-0129.1 528129	306 28,0 25,0 V +S +B 306 28,0 25,0 V +S +B PD
	2.5 dCi 2.5 dCi 2.5 dCi	74 88 107		08.06 08.06 08.06	12.10 12.10 12.10		24.0711-6161.3 360138	2  Radsensor L=486
	2.5 dCi 2.5 dCi 2.5 dCi	74 88 107		08.06 08.06 08.06	12.10 12.10 12.10		13.0460-3806.2 603806	23669 16,8 /S BOS
	2.5 dCi 2.5 dCi 2.5 dCi	74 88 107		08.06 08.06 08.06	12.10 12.10 12.10		24.0112-0155.1 412155	305 12,0 10,5 +S +B
	2.5 dCi 2.5 dCi 2.5 dCi	74 88 107		08.06 08.06 08.06	12.10 12.10 12.10		24.0711-5161.3 360112	2  Radsensor L=1086

								
RENAULT MASTER II Pritsche/Fahrgestell (ED/HD/UD) (06-10)								
	2.5 dCi	74	08.06	12.10	13.0460-3800.2	603800		23613 17,7 BOS
	2.5 dCi	88	08.06	12.10				
	2.5 dCi	107	08.06	12.10				
	2.5 dCi	74	08.06	12.10	24.0128-0129.1	428129		306 28,0 25,0 V +S +B
	2.5 dCi	88	08.06	12.10	24.0328-0129.1	528129		306 28,0 25,0 V +S +B PD
	2.5 dCi	107	08.06	12.10				
	2.5 dCi	74	08.06	12.10	24.0711-6161.3	360138	2 	Radsensor L=486
	2.5 dCi	88	08.06	12.10				
	2.5 dCi	107	08.06	12.10				
	2.5 dCi	74	08.06	12.10	13.0460-3806.2	603806		23669 16,8 /S BOS
	2.5 dCi	88	08.06	12.10				
	2.5 dCi	107	08.06	12.10				
	2.5 dCi	74	08.06	12.10	24.0112-0155.1	412155		305 12,0 10,5 +S +B
	2.5 dCi	88	08.06	12.10				
	2.5 dCi	107	08.06	12.10				
	2.5 dCi	74	08.06	12.10	24.0711-5161.3	360112	2 	Radsensor L=1086
	2.5 dCi	88	08.06	12.10				
	2.5 dCi	107	08.06	12.10				
RENAULT MASTER III Kasten/Bus (FV/JV) (10-)								
	2.3 dCi FWD	74	02.10		13.0460-4856.2	604856		25147 18,4 +/WK BRE
	2.3 dCi FWD	81	09.14					
	2.3 dCi FWD	92	02.10					
	2.3 dCi FWD	100	07.14					
	2.3 dCi FWD	107	02.10					
	2.3 dCi FWD	110	01.13					
	2.3 dCi FWD	120	07.14					
	2.3 dCi RWD	74	02.10					
	2.3 dCi RWD	92	02.10					
	2.3 dCi RWD	100	07.14					
	2.3 dCi RWD	107	02.10					
	2.3 dCi RWD	110	01.13					
	2.3 dCi RWD	120	07.14					
	2.3 dCi FWD	74	02.10		24.0128-0252.1	428252		302 28,0 24,5 V +S +B
	2.3 dCi FWD	81	09.14					
	2.3 dCi FWD	92	02.10					
	2.3 dCi FWD	100	07.14					
	2.3 dCi FWD	107	02.10					
	2.3 dCi FWD	110	01.13					
	2.3 dCi FWD	120	07.14					
	2.3 dCi RWD	74	02.10					
	2.3 dCi RWD	92	02.10					
	2.3 dCi RWD	100	07.14					
	2.3 dCi RWD	107	02.10					
	2.3 dCi RWD	110	01.13					
	2.3 dCi RWD	120	07.14					
	2.3 dCi FWD	74	02.10		24.0711-5251.3	360343	2 	Radsensor L=703
	2.3 dCi FWD	81	09.14					
	2.3 dCi FWD	92	02.10					
	2.3 dCi FWD	100	07.14					
	2.3 dCi FWD	107	02.10					
	2.3 dCi FWD	110	01.13					
	2.3 dCi FWD	120	07.14					
	2.3 dCi RWD	74	02.10					
	2.3 dCi RWD	92	02.10					
	2.3 dCi RWD	100	07.14					
	2.3 dCi RWD	107	02.10					
	2.3 dCi RWD	110	01.13					
	2.3 dCi RWD	120	07.14					
	2.3 dCi FWD	74	02.10		13.0460-4858.2	604858		25112 18,4 +/WK BRE
	2.3 dCi FWD	81	09.14					
	2.3 dCi FWD	92	02.10					
	2.3 dCi FWD	100	07.14					
	2.3 dCi FWD	107	02.10					
	2.3 dCi FWD	110	01.13					
	2.3 dCi FWD	120	07.14					
	2.3 dCi RWD	74	02.10					
	2.3 dCi RWD	92	02.10					
	2.3 dCi RWD	100	07.14					
	2.3 dCi RWD	107	02.10					
	2.3 dCi RWD	110	01.13					
	2.3 dCi RWD	120	07.14					
	2.3 dCi RWD	74	02.10					
	2.3 dCi RWD	92	02.10					
	2.3 dCi RWD	100	07.14					
	2.3 dCi RWD	107	02.10					
	2.3 dCi RWD	110	01.13					
	2.3 dCi RWD	120	07.14					
	2.3 dCi RWD	74	02.10					
	2.3 dCi RWD	92	02.10					
	2.3 dCi RWD	100	07.14					
	2.3 dCi RWD	107	02.10					
	2.3 dCi RWD	110	01.13					
	2.3 dCi RWD	120	07.14					
	2.3 dCi FWD	74	02.10		24.0112-0191.1	412191		305 12,0 10,0 L +S +B
	2.3 dCi FWD	81	09.14					
	2.3 dCi FWD	92	02.10					
	2.3 dCi FWD	100	07.14					
	2.3 dCi FWD	107	02.10					
	2.3 dCi FWD	110	01.13					
	2.3 dCi FWD	120	07.14					

1) + single tyre / + ruota singola / + roue simple / + cubierta simple
2) + twin tyres / + ruote gemellate / + roue jumelée / + cubierta doble



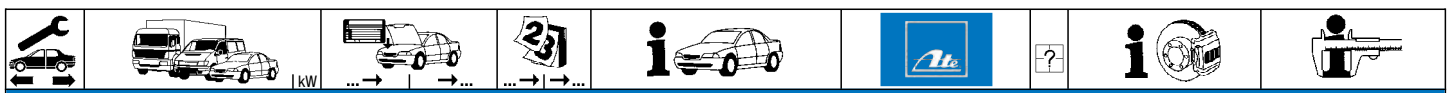
RENAULT MASTER III Kasten/Bus (FV/JV) (10-)

	2.3 dCi RWD	74	02.10	+ Einfachbereifung ¹⁾	24.0112-0190.1	412190		305 12,0 10,0 L +S +B			
	2.3 dCi RWD	92	02.10	+ Einfachbereifung ¹⁾							
	2.3 dCi RWD	100	07.14	+ Einfachbereifung ¹⁾							
	2.3 dCi RWD	107	02.10	+ Einfachbereifung ¹⁾							
	2.3 dCi RWD	110	01.13	+ Einfachbereifung ¹⁾							
	2.3 dCi RWD	120	07.14	+ Einfachbereifung ¹⁾							
	2.3 dCi RWD	74	02.10	+ Doppelbereifung ²⁾					24.0118-0153.1	418153	302 18,0 15,0 +B
	2.3 dCi RWD	92	02.10	+ Doppelbereifung ²⁾							
	2.3 dCi RWD	100	07.14	+ Doppelbereifung ²⁾							
	2.3 dCi RWD	107	02.10	+ Doppelbereifung ²⁾							
2.3 dCi RWD	110	01.13	+ Doppelbereifung ²⁾								
2.3 dCi RWD	120	07.14	+ Doppelbereifung ²⁾								
	2.3 dCi FWD	74	02.10	- Sonderfahrzeuge ³⁾	24.0711-5252.3	360344	2 + Einfachbereifung ¹⁾	Radsensor L=643 Radsensor L=851			
	2.3 dCi FWD	81	09.14	- Sonderfahrzeuge ³⁾							
	2.3 dCi FWD	92	02.10	- Sonderfahrzeuge ³⁾	24.0711-5253.3	360345	2 + Doppelbereifung ²⁾				
	2.3 dCi FWD	100	07.14	- Sonderfahrzeuge ³⁾							
	2.3 dCi FWD	107	02.10	- Sonderfahrzeuge ³⁾							
	2.3 dCi FWD	110	01.13	- Sonderfahrzeuge ³⁾							
	2.3 dCi RWD	74	02.10	- Sonderfahrzeuge ³⁾							
	2.3 dCi RWD	92	02.10	- Sonderfahrzeuge ³⁾							
	2.3 dCi RWD	100	07.14	- Sonderfahrzeuge ³⁾							
	2.3 dCi RWD	107	02.10	- Sonderfahrzeuge ³⁾							
2.3 dCi RWD	120	07.14	- Sonderfahrzeuge ³⁾								

RENAULT MASTER III Pritsche/Fahrgestell (EV/UV) (10-)

	2.3 dCi FWD	74	02.10		13.0460-4856.2	604856		25147 18,4 +/-WK	BRE
	2.3 dCi FWD	81	09.14						
	2.3 dCi FWD	92	02.10						
	2.3 dCi FWD	107	02.10						
	2.3 dCi FWD	110	01.13						
	2.3 dCi RWD	74	02.10						
	2.3 dCi RWD	92	02.10						
	2.3 dCi RWD	100	07.14						
	2.3 dCi RWD	107	02.10						
	2.3 dCi RWD	120	07.14						
	2.3 dCi FWD	74	02.10		24.0128-0252.1	428252		302 28,0 24,5 V +S +B	
	2.3 dCi FWD	81	09.14						
	2.3 dCi FWD	92	02.10						
	2.3 dCi FWD	107	02.10						
	2.3 dCi FWD	110	01.13						
	2.3 dCi RWD	74	02.10						
	2.3 dCi RWD	92	02.10						
	2.3 dCi RWD	100	07.14						
	2.3 dCi RWD	107	02.10						
	2.3 dCi RWD	120	07.14						
	2.3 dCi FWD	74	02.10		24.0711-5251.3	360343	2	Radsensor L=703	
	2.3 dCi FWD	81	09.14						
	2.3 dCi FWD	92	02.10						
	2.3 dCi FWD	107	02.10						
	2.3 dCi FWD	110	01.13						
	2.3 dCi RWD	74	02.10						
	2.3 dCi RWD	92	02.10						
	2.3 dCi RWD	100	07.14						
	2.3 dCi RWD	107	02.10						
	2.3 dCi RWD	120	07.14						
	2.3 dCi FWD	74	02.10		13.0460-4858.2	604858		25112 18,4 +/-WK	BRE
	2.3 dCi FWD	81	09.14						
	2.3 dCi FWD	92	02.10						
	2.3 dCi FWD	107	02.10						
	2.3 dCi FWD	110	01.13						
	2.3 dCi RWD	74	02.10	+ Einfachbereifung ¹⁾					
	2.3 dCi RWD	92	02.10	+ Einfachbereifung ¹⁾					
	2.3 dCi RWD	100	07.14	+ Einfachbereifung ¹⁾					
	2.3 dCi RWD	107	02.10	+ Einfachbereifung ¹⁾					
	2.3 dCi RWD	120	07.14	+ Einfachbereifung ¹⁾					
	2.3 dCi RWD	74	02.10	+ Doppelbereifung ²⁾	13.0460-4857.2	604857		25172 18,4 +/-WK	BRE
	2.3 dCi RWD	92	02.10	+ Doppelbereifung ²⁾					
	2.3 dCi RWD	100	07.14	+ Doppelbereifung ²⁾					
	2.3 dCi RWD	107	02.10	+ Doppelbereifung ²⁾					
	2.3 dCi RWD	120	07.14	+ Doppelbereifung ²⁾					
	2.3 dCi FWD	74	02.10		24.0112-0191.1	412191		305 12,0 10,0 L +S +B	
	2.3 dCi FWD	81	09.14						
	2.3 dCi FWD	92	02.10						
	2.3 dCi FWD	107	02.10						
	2.3 dCi FWD	110	01.13						
	2.3 dCi RWD	74	02.10		24.0112-0190.1	412190	+ Einfachbereifung ¹⁾	305 12,0 10,0 L +S +B	
	2.3 dCi RWD	92	02.10						
	2.3 dCi RWD	100	07.14						
	2.3 dCi RWD	107	02.10						
	2.3 dCi RWD	110	01.13						
	2.3 dCi RWD	120	07.14		24.0118-0153.1	418153	+ Doppelbereifung ²⁾	302 18,0 15,0 +B	
	2.3 dCi RWD	74	02.10						
	2.3 dCi RWD	92	02.10						
	2.3 dCi RWD	100	07.14						
	2.3 dCi RWD	107	02.10						

1) + single tyre / + ruota singola / + roue simple / + cubierta simple
 2) + twin tyres / + ruote gemellate / + roue jumelée / + cubierta doble
 3) - special vehicles / - veicoli speciali / - véhicules spécial / - vehículo especial



RENAULT MASTER III Pritsche/Fahrgestell (EV/UV) (10-)

	2.3 dCi RWD	120		07.14		24.0112-0190.1	412190	+ Einfachbereifung ¹⁾	305 12,0 10,0 L +S +B
						24.0118-0153.1	418153	+ Doppelbereifung ²⁾	302 18,0 15,0 +B
	2.3 dCi FWD	74		02.10	- Sonderfahrzeuge ³⁾	24.0711-5252.3	360344	2 + Einfachbereifung ¹⁾	Radsensor L=643
	2.3 dCi FWD	81		09.14	- Sonderfahrzeuge ³⁾	24.0711-5253.3	360345	2 + Doppelbereifung ²⁾	Radsensor L=851
	2.3 dCi FWD	92		02.10	- Sonderfahrzeuge ³⁾				
	2.3 dCi FWD	107		02.10	- Sonderfahrzeuge ³⁾				
	2.3 dCi FWD	110		01.13	- Sonderfahrzeuge ³⁾				
	2.3 dCi RWD	74		02.10	- Sonderfahrzeuge ³⁾				
	2.3 dCi RWD	92		02.10	- Sonderfahrzeuge ³⁾				
	2.3 dCi RWD	100		07.14	- Sonderfahrzeuge ³⁾				
	2.3 dCi RWD	107		02.10	- Sonderfahrzeuge ³⁾				
	2.3 dCi RWD	110		01.13	- Sonderfahrzeuge ³⁾				
	2.3 dCi RWD	120		07.14	- Sonderfahrzeuge ³⁾				

RENAULT MAXITY (SHF/SHT) (06-)
























	2.5 DXI	81		12.06		13.0460-4866.2	604866		29229 20,7 +/WK/Zub/SBRE
	2.5 DXI	96		12.06					
	3.0 DXI	110		12.06					
	2.5 DXI	81		12.06	+ 3500 kg	24.0128-0244.1	428244		276 28,0 26,0 V L +B
	2.5 DXI	96		12.06	+ 3500 kg				
	3.0 DXI	110		12.06	+ 3500 kg				
	2.5 DXI	81		12.06	+ 4500 kg	24.0126-0163.1	426163		290 26,0 23,0 V +B
	2.5 DXI	96		12.06	+ 4500 kg				
	3.0 DXI	110		12.06	+ 4500 kg				
	2.5 DXI	81		12.06		13.0460-4859.2	604859		23921 20,1 +/WK/Zub/SBRE
	3.0 DXI	110		12.06					
	2.5 DXI	96		12.06		13.0460-4861.2	604861		29121 20,3 +/WK/Zub/SBRE
	2.5 DXI	81		12.06		24.0116-0132.1	416132		280 16,0 13,0 +B
	3.0 DXI	110		12.06		24.0122-0264.1	422264		290 22,0 19,0 V +B

RENAULT MEGANE I Limousine 3/5-türig (BA/SA_) (96-02)

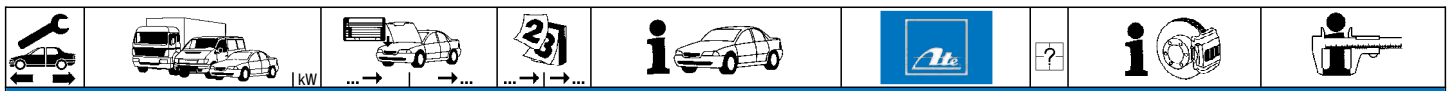
	1.4 16V (D)	70		03.99	12.02	13.0460-2834.2	602834		21463 18,0 /WK/S LUC
	1.4 16V (W)	70		06.98	12.02				
	1.4 e	55		01.96	12.02				
	1.4 Eco (T)	52		01.96	03.99				
	1.6 16V (4)	79		04.98	12.02	+ verstärktes Fahrwerk ⁴⁾			
	1.6 e	66		01.96	03.99				
	1.6 i	55		01.96	03.99				
	1.9 D (9)	47		01.96	12.02				
	1.9 D (A)	47		01.96	12.02				
	1.9 D (R)	47		06.98	12.02				
	1.9 D (U)	47		01.96	12.02				
	1.9 dT	66		01.96	12.02				
	1.9 dTi (8)	72		03.97	02.01				
	1.9 dTi (BAON/SAON)	72		03.97	03.99				
	1.9 TDI	69		09.96	12.02				
	2.0 i			01.96	12.02				
	1.6 16V (4)	79		04.98	02.99	- verstärktes Fahrwerk ⁵⁾	13.0460-2983.2	602983	21388 18,0 +/WK/S LUC
	2.0 16V	108		07.96	12.02				
	1.6 16V (11)	79		03.99	12.02	13.0460-2895.2	602895		23172 18,0 /WE/Zub/S LUC
	1.6 16V (1J)	79		03.99	12.02	13.0460-0262.2	610262		Belagsatz-Zubehör LUC
	1.6 16V (4)	79		03.99	12.02	- verstärktes Fahrwerk ⁵⁾			
	1.6 16V (B)	79		03.99	12.02				
	1.8 16V	85		01.01	12.02				
	1.9 dCi			09.98	12.02				
	1.9 dTi (1U)	59		02.01	12.02				
	1.9 dTi (BAON/SAON)	72		04.99	02.01				
	1.4 e (E)	55		01.96	10.97	24.0112-0116.1	412116		238 12,0 10,5 +S +B
	1.4 Eco (T)	52		01.96	10.97				
	1.6 i	55		01.96	10.97				
	1.9 D (A/U)	47		01.96	10.97				
	1.4 e (E)	55		11.97	09.98	24.0120-0125.1	420125		238 20,1 17,7 V +S +B
	1.4 Eco (T)	52		11.97	03.99				
	1.6 e	66		01.96	09.98				
	1.6 i	55		11.97	09.98				
	1.9 D (A)	47		11.97	09.98				
	1.9 D (U)	47		11.97	12.02				
	1.4 16V (D)	70		03.99	12.02	24.0121-0106.1	421106		259 20,6 17,7 V +S +B
	1.4 16V (W)	70		06.98	12.02				
	1.4 e (E)	55		10.98	12.02				
	1.4 e (V)	55		06.98	12.02				
	1.6 e	66		10.98	03.99				
	1.6 i	55		10.98	03.99				
	1.9 D (9)	47		01.96	12.02				
	1.9 D (A)	47		10.98	12.02				
	1.9 D (R)	47		06.98	12.02				
	1.9 dT	66		01.96	12.02				
	1.9 dTi (8)	72		03.97	02.01				
	1.9 dTi (BAON/SAON)	72		03.97	02.99				
	1.9 TDI	69		09.96	12.02				
	2.0 i			01.96	12.02				
	2.0 16V	108		07.96	09.98	24.0122-0148.1	422148		262 22,0 19,8 V L +S +B

1) + single tyre / + ruota singola / + roue simple / + cubierta simple
2) + twin tyres / + ruote gemellate / + roue jumelée / + cubierta doble
3) - special vehicles / - veicoli speciali / - véhicules spéciaux / - vehículo especial
4) + reinforced suspension / + sospensione rinforzata / + châssis renforcé / + suspensión reforzada
5) - reinforced suspension / - sospensione rinforzata / - châssis renforcé / - suspensión reforzada



								
RENAULT MEGANE I Limousine 3/5-türig (BA/SA_) (96-02)								
	1.6 16V (11)	79	03.99	12.02	24.0124-0158.1	424158		280 24,0 21,8 V L +S +B
	1.6 16V (1J)	79	03.99	12.02	24.0324-0158.1	524158		280 24,0 21,8 V L +S +B PD
	1.6 16V (4)	79	04.98	12.02				
	1.6 16V (B)	79	03.99	12.02				
	1.8 16V	85	01.01	12.02				
	1.9 dCi		09.98	12.02				
	1.9 dTi (1U)	59	02.01	12.02				
	1.9 dTi (BAON/SAON)	72	03.99	02.01				
	2.0 16V	108	10.98	12.02				
	1.4 16V	70	03.99	12.02	24.0713-1109.1	360145	2 	Radsensor L=625
	1.4 e	55	01.96	12.02				
	1.6 e	66	01.96	03.99				
	1.6 i	55	01.96	03.99				
	1.9 D (9)	47	01.96	12.02				
	1.9 D (A)	47	01.96	12.02				
	1.9 D (R)	47	06.98	12.02				
	1.9 D (U)	47	01.96	12.02				
	1.9 dT	66	01.96	12.02				
	1.9 dTi	72	03.97	02.01				
	1.9 dTi (1U)	59	02.01	12.02				
	2.0 i		01.96	12.02				
	2.0 16V	108	07.96	12.02	24.0751-1101.1	360166		Radsensor L=645
	1.4 16V (D)	70	03.99	12.02 + ASR	13.0460-3954.2	603954		20973 11,0 + BDX
	1.6 16V (B)	79	03.99	12.02 + ASR	13.0460-0435.2	610435		Belagsatz-Zubehör BDX
	1.8 16V (12)	85	01.01	12.02 + ASR				
	1.8 16V (1A)	85	01.01	12.02				
	1.8 16V (1M)	85	01.01	12.02 + ASR				
	1.8 16V (1R)	85	01.01	12.02				
	1.9 dCi (F)	75	02.01	12.02 + ASR				
	2.0 16V	108	07.96	12.02				
	1.4 16V (D)	70	03.99	12.02 + ASR	24.0108-0108.1	408108	ohne Sensorring ¹⁾	238 8,0 7,0 +B
	1.6 16V (B)	79	03.99	12.02 + ASR				
	1.8 16V (12)	85	01.01	12.02 + ASR				
	1.8 16V (1A)	85	01.01	12.02				
	1.8 16V (1M)	85	01.01	12.02 + ASR				
	1.8 16V (1R)	85	01.01	12.02				
	1.9 dCi (F)	75	02.01	12.02 + ASR				
	2.0 16V	108	07.96	12.02				
	1.4 e	55	01.96	12.02	24.0721-1171.1	360146		Radsensor L=580
	1.6 e	66	01.96	03.99	24.0721-1172.1	360147		Radsensor L=475
	1.6 i	55	01.96	03.99				
	1.9 D (A)	47	01.96	12.02				
	1.9 D (R)	47	06.98	12.02				
	1.9 D (U)	47	01.96	12.02				
	1.4 16V	70	03.99	12.02	24.0721-1175.1	360088		Radsensor L=560
	1.9 D (9)	47	01.96	12.02	24.0721-1176.1	360089		Radsensor L=450
	1.9 dT	66	01.96	12.02				
	1.9 dTi	72	03.97	02.01				
	1.9 dTi (1U)	59	02.01	12.02				
	2.0 i		01.96	12.02				
	2.0 16V	108	07.96	12.02	24.0721-1170.1	360291		Radsensor L=500
	1.4 16V	70	06.98	12.02	03.0137-0335.2	650335		203 x 39 BDX
	1.4 e (E)	55	01.96	12.02	03.0137-9125.2	669125		Bremsbacken-Zubehör BDX
	1.4 e (V)	55	06.98	12.02				
	1.4 Eco (T)	52	01.96	03.99				
	1.6 16V (11)	79	03.99	12.02				
	1.6 16V (1J)	79	03.99	12.02				
	1.6 16V (4)	79	04.98	12.02				
	1.6 16V (B)	79	03.99	12.02				
	1.6 e	66	01.96	03.99				
	1.6 i	55	01.96	03.99				
	1.8 16V (12)	85	01.01	12.02				
	1.8 16V (1M)	85	01.01	12.02				
	1.9 D (9)	47	01.96	12.02				
	1.9 D (A)	47	01.96	12.02				
	1.9 D (R)	47	06.98	12.02				
	1.9 D (U)	47	01.96	12.02				
	1.9 dCi		09.98	12.02				
	1.9 dT	66	01.96	12.02				
	1.9 dTi (1U)	59	02.01	12.02				
	1.9 dTi (8)	72	03.97	02.01				
	1.9 dTi (BAON/SAON)	72	03.97	02.01				
	1.9 TDI	69	09.96	12.02				
	2.0 i		01.96	12.02				
	1.4 16V	70	06.98	12.02	24.0220-3021.1	480127		203/204,5 x 50,5 - Lager
	1.4 e	55	01.96	12.02				
	1.4 Eco (T)	52	01.96	03.99				
	1.6 16V	79	04.98	12.02				
	1.6 e	66	01.96	03.99				
	1.6 i	55	01.96	03.99				
	1.8 16V (12)	85	01.01	12.02				
	1.8 16V (1M)	85	01.01	12.02				
	1.9 D	47	01.96	12.02				
	1.9 dCi		09.98	12.02				
	1.9 dT	66	01.96	12.02				
	1.9 dTi	72	03.97	02.01				

¹⁾ without sensor ring / senza sensori / sans secours ABS / sin anillo sensor ABS



RENAULT MEGANE I Limousine 3/5-türig (BA/SA_) (96-02)

	1.9 dTi (1U)	59	02.01	12.02		24.0220-3021.1	480127		203/204,5 x 50,5 - Lager
	1.9 TDI	69	09.96	12.02					
	2.0 i		01.96	12.02					
	1.4 16V	70	06.98	12.02	- ABS	03.0520-3217.3	693217		17,46/203x39 TopKit BDX
	1.4 e (E)	55	01.96	12.02					
	1.4 e (V)	55	06.98	12.02	- ABS				
	1.4 e (V)	55	06.98	02.99	+ ABS				
	1.4 Eco (T)	52	01.96	03.99					
	1.6 16V (11)	79	03.99	12.02	- ABS				
	1.6 16V (1J)	79	03.99	12.02					
	1.6 16V (4)	79	04.98	12.02	- ABS				
	1.6 16V (B)	79	03.99	12.02	- ABS				
	1.6 e	66	01.96	03.99					
	1.6 i	55	01.96	03.99					
	1.9 D (9)	47	01.96	12.02					
	1.9 D (A)	47	01.96	12.02					
	1.9 D (R)	47	06.98	12.02	- ABS				
	1.9 D (U)	47	01.96	12.02	- ABS				
	1.9 dCi		09.98	12.02	- ABS				
	1.9 dT	66	01.96	12.02					
	1.9 dTi (1U)	59	02.01	12.02					
	1.9 dTi (8)	72	03.97	02.01					
	1.9 dTi (BAON/SAON)	72	03.97	02.01	- ABS				
	1.9 dTi (BAON/SAON)	72	03.97	02.99	+ ABS				
	1.9 TDI	69	09.96	12.02					
	2.0 i		01.96	12.02					
	1.4 16V (D)	70	03.99	12.02	+ ABS/ - ASR	03.0520-5019.3	695019		19,05/203x39 TopKit BDX
	1.4 16V (W)	70	06.98	12.02	+ ABS				
	1.4 e (V)	55	06.98	12.02	+ ABS				
	1.6 16V (4)	79	04.98	12.02	+ ABS				
	1.6 16V (B)	79	03.99	12.02	+ ABS/ - ASR				
	1.8 16V (12)	85	01.01	12.02	+ ABS/ - ASR				
	1.8 16V (1M)	85	01.01	12.02	+ ABS/ - ASR				
	1.9 D (R)	47	06.98	12.02	+ ABS				
	1.9 dCi (5)	75	09.98	12.02	+ ABS				
	1.9 dCi (F)	75	02.01	12.02	+ ABS/ - ASR				
	1.9 dTi (BAON/SAON)	72	03.99	02.01	+ ABS				












RENAULT MEGANE I Classic (LA_) (96-02)

	1.4 16V (OW)	70	06.98	12.02		13.0460-2834.2	602834		21463 18,0 /WK/S LUC
	1.4 e (OE)	55	09.96	12.02					
	1.4 e (OV)	55	04.98	12.02					
	1.6 16V (1C)	79	09.99	12.02					
	1.6 16V (O4)	79	04.98	12.02	+ verstärktes Fahrwerk ¹⁾				
	1.6 e	66	09.96	03.99					
	1.6 i	55	09.96	03.99					
	1.9 D (OA)	47	09.96	12.02					
	1.9 D (OR)	47	09.98	12.02					
	1.9 D (OU)	47	09.96	12.02					
	1.9 dT	66	09.96	12.02					
	1.9 dTi (1U)	59	02.01	12.02					
	1.9 dTi (O8)	72	03.97	02.01					
	1.9 dTi (ON)	72	03.97	02.99					
	1.9 TDI	69	09.96	12.02					
	2.0 i (O7)	84	09.96	12.02					
	2.0 i (OG)	84	09.96	02.99					
	1.6 16V (O4)	79	04.98	02.99	- verstärktes Fahrwerk ²⁾	13.0460-2983.2	602983		21388 18,0 +/WK/S LUC
	1.9 dTi (ON)	72	03.97	02.99					
	1.4 16V (OD)	70	03.99	12.02		13.0460-2895.2	602895		23172 18,0 /WE/Zub/S LUC
	1.6 16V (11)	79	03.99	12.02		13.0460-0262.2	610262		Belagsatz-Zubehör LUC
	1.6 16V (1J)	79	03.99	12.02					
	1.6 16V (O4)	79	03.99	12.02	- verstärktes Fahrwerk ²⁾				
	1.6 16V (OB)	79	03.99	12.02					
	1.8 16V	85	01.01	12.02					
	1.9 dCi	75	09.98	12.02					
	1.9 dCi (1U)	59	02.01	12.02					
	1.9 dTi (ON)	72	03.99	02.01					
	2.0 i	80	03.99	12.02					
	2.0 i (OG)	84	03.99	12.02					
	1.4 e (OE)	55	09.96	10.97		24.0112-0116.1	412116		238 12,0 10,5 +S +B
	1.6 i	55	09.96	10.97					
	1.9 D (OA)	47	09.96	10.97					
	1.9 D (OU)	47	09.96	10.97					
	1.4 e (OE)	55	11.97	09.98		24.0120-0125.1	420125		238 20,1 17,7 V +S +B
	1.6 e	66	09.96	10.97					
	1.6 i	55	11.97	09.98					
	1.9 D (OA)	47	11.97	09.98					
	1.9 D (OU)	47	11.97	12.02					
	1.4 16V (OD)	70	03.99	12.02		24.0121-0106.1	421106		259 20,6 17,7 V +S +B
	1.4 16V (OW)	70	06.98	12.02					
	1.4 e (OE)	55	10.98	12.02					
	1.4 e (OV)	55	04.98	12.02					
	1.6 16V (1C)	79	09.99	12.02					
	1.6 e	66	11.97	03.99					
	1.6 i	55	10.98	03.99					
	1.9 D (OA)	47	10.98	12.02					

¹⁾ + reinforced suspension / + sospensione rinforzata / + châssis renforcé / + suspensión reforzada

²⁾ - reinforced suspension / - sospensione rinforzata / - châssis renforcé / - suspensión reforzada



RENAULT MEGANE I Classic (LA_) (96-02)										
	1.9 D (OR)	47		09.98	12.02	24.0121-0106.1	421106			259 20,6 17,7 V +S +B
	1.9 dT	66		09.96	12.02					
	1.9 dTi (O8)	72		03.97	02.01					
	1.9 dTi (ON)	72		03.97	02.99					
	1.9 TDI	69		09.96	12.02					
	2.0 i (O7)	84		09.96	12.02					
	2.0 i (OG)	84		09.96	02.99					
	1.6 16V (11)	79		03.99	12.02	24.0124-0158.1	424158			280 24,0 21,8 V L +S +B
	1.6 16V (1J)	79		03.99	12.02	24.0324-0158.1	524158			280 24,0 21,8 V L +S +B PD
	1.6 16V (O4)	79		03.99	12.02					
	1.6 16V (OB)	79		03.99	12.02					
	1.8 16V	85		01.01	12.02					
	1.9 dCi	75		09.98	12.02					
	1.9 dTi (1U)	59		02.01	12.02					
	1.9 dTi (ON)	72		03.99	02.01					
	2.0 i	80		03.99	12.02					
	2.0 i (OG)	84		03.99	12.02					
	1.4 16V (OD)	70		03.99	12.02	24.0713-1109.1	360145	2		Radsensor L=625
	1.4 16V (OW)	70		06.98	12.02					
	1.4 e (OE)	55		09.96	12.02					
	1.4 e (OV)	55		04.98	12.02					
	1.6 16V (O4)	79		04.98	12.02					
	1.6 16V (O4)	79		09.00	12.02					
	1.6 16V (OB)	79		09.98	12.02					
	1.6 e (OF)	66		09.96	03.99					
	1.6 i	55		09.96	03.99					
	1.9 D	47		09.96	12.02					
	1.9 D (OR)	47		09.00	12.02					
	1.9 dCi	75		09.98	12.02					
	1.9 dT	66		09.96	12.02					
	1.9 dTi (1U)	59		02.01	12.02					
	1.9 dTi (O8)	72		03.97	02.01					
	1.9 dTi (ON)	72		09.00	02.01					
	2.0 i (OG)	84		09.96	12.02					
	1.4 16V (OD)	70		03.99	12.02 + ASR	13.0460-3954.2	603954			20973 11,0 + BDX
	1.6 16V (OB)	79		09.98	12.02	13.0460-0435.2	610435			Belagsatz-Zubehör BDX
	1.8 16V (12)	85		01.01	12.02 + ASR					
	1.8 16V (1A)	85		01.01	12.02					
	1.8 16V (1M)	85		01.01	12.02 + ASR					
	1.8 16V (1R)	85		01.01	12.02					
	1.9 dCi (1F)	75		02.01	12.02					
	1.4 16V (OD)	70		03.99	12.02 + ASR	24.0108-0108.1	408108		ohne Sensorring ¹⁾	238 8,0 7,0 +B
	1.6 16V (OB)	79		09.98	12.02					
	1.8 16V (12)	85		01.01	12.02 + ASR					
	1.8 16V (1A)	85		01.01	12.02					
	1.8 16V (1M)	85		01.01	12.02 + ASR					
	1.8 16V (1R)	85		01.01	12.02					
	1.9 dCi (1F)	75		02.01	12.02					
	1.4 16V (OD)	70		03.99	12.02 - ASR/ + verstärktes Fahrwerk ²⁾	24.0721-1175.1	360088			Radsensor L=560
	1.4 16V (OW)	70		06.98	12.02 - verstärktes Fahrwerk ³⁾	24.0721-1176.1	360089			Radsensor L=450
	1.4 e (OE)	55		09.96	12.02 - verstärktes Fahrwerk ³⁾					
	1.4 e (OV)	55		04.98	12.02					
	1.6 16V (O4)	79		04.98	12.02 - verstärktes Fahrwerk ³⁾					
	1.6 16V (OB)	79		09.98	12.02					
	1.6 e (OF)	66		09.96	03.99 - verstärktes Fahrwerk ³⁾					
	1.6 i	55		09.96	03.99 - verstärktes Fahrwerk ³⁾					
	1.9 D	47		09.96	12.02 - verstärktes Fahrwerk ³⁾					
	1.9 D (OR)	47		09.00	12.02 - ASR/ + verstärktes Fahrwerk ²⁾					
	1.9 dCi	75		09.98	12.02					
	1.9 dT	66		09.96	12.02					
	1.9 dTi (1U)	59		02.01	12.02					
	1.9 dTi (O8)	72		03.97	02.01					
	1.9 dTi (ON)	72		09.00	02.01 - ASR					
	2.0 i (OG)	84		09.96	12.02 - verstärktes Fahrwerk ³⁾					
	1.6 16V (11)	79		09.99	12.02	24.0721-1171.1	360146			Radsensor L=580
	1.6 16V (1C)	79		09.99	12.02	24.0721-1172.1	360147			Radsensor L=475
	1.6 16V (O4)	79		04.98	12.02 - ASR/ + verstärktes Fahrwerk ²⁾					
	1.6 e (OF)	66		09.96	03.99 + verstärktes Fahrwerk ⁴⁾					
	1.6 i	55		09.96	03.99 + verstärktes Fahrwerk ⁴⁾					
	1.9 D (OA)	47		09.96	12.02 + verstärktes Fahrwerk ⁴⁾					
	1.9 D (OR)	47		09.98	08.00 - ASR/ + verstärktes Fahrwerk ²⁾					
	1.9 D (OU)	47		09.96	12.02 + verstärktes Fahrwerk ⁴⁾					
	1.9 dTi (ON)	72		03.97	08.00 - ASR					
	2.0 i (OG)	84		09.96	12.02 + verstärktes Fahrwerk ⁴⁾					
	1.4 16V (10)	70		03.99	12.02	03.0137-0335.2	650335			203 x 39 BDX
	1.4 16V (1H)	70		03.99	12.02	03.0137-9125.2	669125			Bremsbacken-Zubehör BDX
	1.4 16V (OD)	70		03.99	12.02					
	1.4 16V (OW)	70		06.98	12.02					
	1.4 e (OE)	55		09.96	12.02					
	1.4 e (OV)	55		04.98	12.02					
	1.6 16V (11)	79		09.99	12.02					
	1.6 16V (1C)	79		09.99	12.02					
	1.6 16V (O4)	79		04.98	12.02					
	1.6 e	66		09.96	03.99					
	1.6 i	55		09.96	03.99					
	1.8 16V (12)	85		01.01	12.02					

¹⁾ without sensor ring / senza sensori / sans secours ABS / sin anillo sensor ABS

²⁾ - ASR/ + reinforced suspens. / - ASR/+ sospensione rinforzata / - ASR/+ châssis renforcé / - ASR/+ suspensión reforzada

³⁾ - reinforced suspension / - sospensione rinforzata / - châssis renforcé / - suspensión reforzada

⁴⁾ + reinforced suspension / + sospensione rinforzata / + châssis renforcé / + suspensión reforzada



RENAULT MEGANE I Classic (LA_) (96-02)

	1.8 16V (1M)	85	01.01	12.02	03.0137-0335.2	650335		203 x 39	BDX						
	1.9 D	47	09.96	12.02						03.0137-9125.2	669125	Bremsbacken-Zubehör	BDX		
	1.9 dCi	75	09.98	12.02											
	1.9 dT	66	09.96	12.02											
	1.9 dTi (1U)	59	02.01	12.02											
	1.9 dTi (08)	72	03.97	02.01											
	1.9 dTi (0N)	72	03.97	02.01											
	2.0 i (07)	84	09.96	12.02											
	2.0 i (0G)	84	09.96	12.02											
	1.4 16V	70	06.98	12.02	24.0220-3021.1	480127		203/204,5 x 50,5 - Lager							
	1.4 e	55	09.96	12.02											
	1.6 16V	79	04.98	12.02											
	1.6 e	66	09.96	03.99											
	1.6 i	55	09.96	03.99											
	1.8 16V (12)	85	01.01	12.01											
	1.8 16V (1M)	85	01.01	12.02											
	1.9 D	47	09.96	12.02											
	1.9 dCi	75	09.98	12.02											
	1.9 dT	66	09.96	12.02											
	1.9 dTi	72	03.97	02.01											
	1.9 dTi (1U)	59	02.01	12.02											
	2.0 i	84	09.96	12.02											
		1.4 16V (0D)	70	03.99						12.02 - ABS	03.0520-3217.3	693217		17,46/203x39 TopKit	BDX
		1.4 16V (0W)	70	06.98						12.02 - ABS					
		1.4 e (0E)	55	09.96						12.02					
		1.4 e (0V)	55	04.98						12.02 - ABS					
1.4 e (0V)		55	04.98	02.99 + ABS											
1.6 16V (11)		79	09.99	12.02											
1.6 16V (1C)		79	09.99	12.02											
1.6 16V (04)		79	04.98	12.02 - ABS											
1.6 e		66	09.96	03.99											
1.6 i		55	09.96	03.99											
1.9 D		47	09.96	12.02											
1.9 dCi		75	09.98	12.02 - ABS											
1.9 dT		66	09.96	12.02											
1.9 dTi (1U)		59	02.01	12.02 - ABS											
1.9 dTi (08)		72	03.97	02.01 - ABS											
1.9 dTi (0N)		72	03.97	02.01 - ABS											
1.9 dTi (0N)		72	03.97	02.99 + ABS											
2.0 i (07)		84	09.96	12.02											
2.0 i (0G)		84	09.96	12.02 - ABS											
2.0 i (0G)		84	09.96	02.99 + ABS											
	1.4 16V (0D)	70	03.99	12.02 + ABS/ - ASR	03.0520-5019.3	695019		19,05/203x39 TopKit	BDX						
	1.4 16V (0W)	70	06.98	12.02 + ABS											
	1.4 e (0V)	55	03.99	12.02 + ABS											
	1.6 16V (04)	79	04.98	12.02 + ABS											
	1.8 16V (12)	85	01.01	12.02 + ABS/ - ASR											
	1.8 16V (1M)	85	01.01	12.02 + ABS/ - ASR											
	1.9 dCi	75	09.98	12.02 + ABS											
	1.9 dTi (1U)	59	02.01	12.02 + ABS											
	1.9 dTi (08)	72	03.97	02.01 + ABS											
	1.9 dTi (0N)	72	03.99	02.01 + ABS											
	2.0 i (0G)	84	03.99	12.02 + ABS											

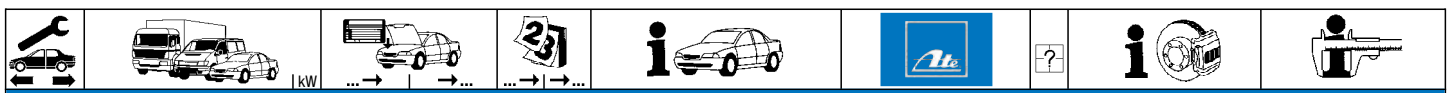
RENAULT MEGANE I Coach (DA_) (95-03)

	1.4 16V (0W)	70	06.98	02.03	13.0460-2834.2	602834		21463 18,0 /WK/S	LUC												
	1.6 e	66	09.95	02.03																	
	1.9 dTi	72	05.97	02.99																	
	2.0 i	103	09.95	02.03																	
	2.0 i	108	09.95	02.03																	
	1.6 16V (04)	79	04.98	04.99	13.0460-2983.2	602983		21388 18,0 +/-WK/S	LUC												
	1.9 dTi	72	03.99	04.99																	
	2.0 16V (03)	103	07.98	08.98																	
	2.0 16V (0H)	108	09.95	08.98																	
	1.4 16V (0D)	70	10.00	02.03						13.0460-2895.2	602895	23172 18,0 /WE/Zub/S	LUC								
	1.6 16V	79	04.98	02.03										13.0460-0262.2	610262	Belagsatz-Zubehör	LUC				
	1.9 dCi	75	10.00	02.03																	
	1.9 dTi	72	03.99	02.03																	
2.0 16V	102	01.02	02.03																		
2.0 16V (03)	103	09.98	02.03																		
2.0 16V (0H)	108	09.98	02.03																		
2.0 16V (0P)	103	10.00	02.03																		
	1.6 e	66	09.95	10.97	24.0120-0125.1	420125		238 20,1 17,7 V +S +B													
	1.4 16V (0D)	70	10.00	02.03						24.0121-0106.1	421106	259 20,6 17,7 V +S +B									
	1.4 16V (0W)	70	06.98	02.03																	
	1.6 e	66	11.97	02.03																	
	1.9 dTi	72	05.97	02.99																	
	2.0 i	103	09.95	02.03																	
	1.6 16V	79	04.98	02.03										24.0124-0158.1	424158	280 24,0 21,8 V L +S +B	PD				
	1.9 dCi	75	10.00	02.03														24.0324-0158.1	524158	280 24,0 21,8 V L +S +B	PD
	1.9 dTi	72	03.99	02.03																	
	2.0 16V	102	01.02	02.03																	
	2.0 16V (03)	103	07.98	02.03																	
	2.0 16V (0H)	108	09.98	02.03																	
	2.0 16V (0H)	108	09.95	02.03																	
	2.0 16V (0P)	103	10.00	02.03																	
	2.0 16V (0H)	108	09.95	08.98																	
2.0 16V (0H)	108	09.95	08.98																		
2.0 16V (0H)	108	09.95	08.98																		



RENAULT MEGANE I Coach (DA_) (95-03)										
	1.4 16V	70		06.98	02.03	24.0713-1109.1	360145	2		Radsensor L=625
	1.6 16V	79		04.98	02.03					
	1.6 e	66		01.96	02.03					
	1.9 dTi	72		05.97	02.03					
	2.0 16V	102		01.02	02.03					
	2.0 16V (03)	103		07.98	02.03					
	2.0 16V (OH)	108		09.98	02.03					
	2.0 16V (OP)	103		10.00	02.03					
	2.0 i			01.96	02.03					
	2.0 16V (OH)	108		01.96	08.98	24.0751-1101.1	360166			Radsensor L=645
	1.4 16V (OD)	70		10.00	02.03 + ASR	13.0460-3954.2	603954			20973 11,0 + BDX
	1.6 16V (OB)	79		10.00	02.03 + ASR	13.0460-0435.2	610435			Belagsatz-Zubehör BDX
	1.9 dCi (1F)	75		10.00	02.03 + ASR					
	2.0 16V	102		01.02	02.03					
	2.0 16V (03)	103		07.98	02.03					
	2.0 16V (OH)	108		09.95	02.03					
	2.0 16V (OP)	103		10.00	02.03					
	1.4 16V (OD)	70		10.00	02.03 + ASR	24.0108-0108.1	408108		ohne Sensorring ¹⁾	238 8,0 7,0 +B
	1.6 16V (OB)	79		10.00	02.03 + ASR					
	1.9 dCi (1F)	75		10.00	02.03 + ASR					
	2.0 16V	102		01.02	02.03					
	2.0 16V (03)	103		07.98	02.03					
	2.0 16V (OH)	108		09.95	02.03					
	2.0 16V (OP)	103		10.00	02.03					
	1.4 16V	70		06.98	02.03	24.0721-1175.1	360088			Radsensor L=560
	1.6 16V (04)	79		04.98	02.03	24.0721-1176.1	360089			Radsensor L=450
	1.6 e	66		01.96	02.03 - Alize					
	1.9 dTi	72		05.97	02.03					
	2.0 16V (03)	103		09.00	02.03					
	2.0 i			01.96	02.03					
	1.6 e	66		01.96	02.03 + Alize	24.0721-1171.1	360146			Radsensor L=580
	2.0 16V	102		01.02	02.03	24.0721-1172.1	360147			Radsensor L=475
	2.0 16V (03)	103		07.98	08.00	24.0721-1170.1	360291			Radsensor L=500
	2.0 16V (OH)	108		01.96	02.03					
2.0 16V (OP)	103		10.00	02.03						
	1.4 16V (OD)	70		10.00	02.03	03.0137-0335.2	650335			203 x 39 BDX
	1.4 16V (OW)	70		06.98	02.03	03.0137-9125.2	669125			Bremsbacken-Zubehör BDX
	1.6 16V (04)	79		04.98	02.03					
	1.6 16V (OB)	79		10.00	02.03					
	1.6 e	66		09.95	02.03					
	1.9 dCi (1F)	75		10.00	02.03					
	1.9 dCi (05)	75		10.00	02.03					
	1.9 dTi	72		05.97	02.03					
	2.0 i			09.95	02.03					
	2.0 16V (OD)	70		10.00	02.03	24.0220-3021.1	480127			203/204,5 x 50,5 - Lager
1.4 16V (OW)	70		06.98	02.03						
1.6 16V	79		04.98	02.03						
1.6 e	66		09.95	02.03						
1.9 dCi			10.00	02.03						
1.9 dTi	72		05.97	02.03						
2.0 i			09.95	02.03						
	1.4 16V (OW)	70		06.98	02.03 - ABS	03.0520-3217.3	693217			17,46/203x39 TopKit BDX
	1.6 16V (04)	79		09.95	02.03 - ABS					
	1.6 e	66		09.95	02.03					
	1.9 dCi (05)	75		10.00	02.03 - ABS					
	1.9 dTi	72		05.97	02.99					
	1.9 dTi	72		03.99	02.03 - ABS					
	2.0 i			09.95	02.03					
1.4 16V (OD)	70		10.00	02.03 + ABS / - ASR	03.0520-5019.3	695019			19,05/203x39 TopKit BDX	
1.4 16V (OW)	70		06.98	02.03 + ABS						
1.6 16V (04)	79		04.98	02.03 + ABS						
1.6 16V (OB)	79		10.00	02.03 + ABS / - ASR						
1.9 dCi (1F)	75		10.00	02.03 + ABS / - ASR						
1.9 dCi (05)	75		10.00	02.03 + ABS						
1.9 dTi	72		03.99	02.03 + ABS						
RENAULT MEGANE I Cabrio (EA_) (96-03)										
	1.4 16V (W)	70		06.98	10.03	13.0460-2834.2	602834			21463 18,0 /WK/S LUC
	1.6 e	66		08.96	10.03					
	2.0 i			12.96	10.03					
	1.4 16V (D)	70		10.00	10.03	13.0460-2895.2	602895			23172 18,0 /WE/Zub/S LUC
	1.6 16V	79		09.98	10.03	13.0460-0262.2	610262			Belagsatz-Zubehör LUC
	2.0 16V	102		01.02	10.03					
	2.0 16V (3)	103		09.98	10.03					
2.0 16V (P)	103		10.00	10.03						
2.0 16V (H)	108		08.96	10.03	13.0460-2983.2	602983			21388 18,0 +/WK/S LUC	
	1.6 e	66		08.96	10.97	24.0120-0125.1	420125			238 20,1 17,7 V +S +B
	1.4 16V (D)	70		10.00	10.03	24.0121-0106.1	421106			259 20,6 17,7 V +S +B
	1.4 16V (W)	70		06.98	10.03					
	1.6 e	66		11.97	10.03					
	2.0 i			12.96	10.03					
	1.6 16V	79		09.98	10.03	24.0124-0158.1	424158			280 24,0 21,8 V L +S +B
	2.0 16V	102		01.02	10.03	24.0324-0158.1	524158			280 24,0 21,8 V L +S +B PD
2.0 16V (3)	103		09.98	10.03						

¹⁾ without sensor ring / senza sensori / sans secours ABS / sin anillo sensor ABS





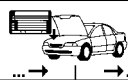














RENAULT MEGANE I Cabrio (EA_) (96-03)

	2.0 16V (H) #108		09.98	10.03	24.0124-0158.1	424158		280 24,0 21,8 V L +S +B
	2.0 16V (H) #108		08.96	10.03	24.0324-0158.1	524158		280 24,0 21,8 V L +S +B PD
	2.0 16V (P) 103		10.00	10.03				
	2.0 16V (H) #108		08.96	08.98	24.0122-0148.1	422148		262 22,0 19,8 V L +S +B
	1.4 16V	70	06.98	10.03	24.0713-1109.1	360145	2	Radsensor L=625
	1.6 16V	79	04.98	10.03				
	1.6 e	66	08.96	10.03				
	2.0 16V	102	01.02	10.03				
	2.0 16V (3)	103	09.98	10.03				
	2.0 16V (H)	108	09.98	10.03				
	2.0 16V (P)	103	10.00	10.03				
	2.0 i		12.96	10.03				
	2.0 16V (H)	108	08.96	08.98	24.0751-1101.1	360166		Radsensor L=645
	1.4 16V (D)	70	10.00	10.03 + ASR	13.0460-3954.2	603954		20973 11,0 + BDX
	1.6 16V (B)	79	10.00	10.03 + ASR	13.0460-0435.2	610435		Belagsatz-Zubehör BDX
	2.0 16V	102	01.02	10.03				
	2.0 16V (3)	103	09.98	10.03				
	2.0 16V (H)	108	08.96	10.03				
	2.0 16V (P)	103	10.00	10.03				
	1.4 16V (D)	70	10.00	10.03 + ASR	24.0108-0108.1	408108		ohne Sensorring ¹⁾
	1.6 16V (B)	79	10.00	10.03 + ASR				238 8,0 7,0 +B
	2.0 16V	102	01.02	10.03				
	2.0 16V (3)	103	09.98	10.03				
	2.0 16V (H)	108	08.96	10.03				
	2.0 16V (P)	103	10.00	10.03				
	1.4 16V	70	06.98	10.03	24.0721-1175.1	360088		Radsensor L=560
	1.6 16V	79	09.98	10.03	24.0721-1176.1	360089		Radsensor L=450
	1.6 e	66	08.96	10.03				
	2.0 16V	102	01.02	10.03				
	2.0 16V (3)	103	09.00	10.03				
	2.0 i		12.96	10.03				
	2.0 16V (3)	103	09.98	08.00	24.0721-1170.1	360291		Radsensor L=500
	2.0 16V (H)	108	08.96	10.03				
	2.0 16V (P)	103	10.00	10.03				
	1.4 16V (D)	70	10.00	10.03	03.0137-0335.2	650335		203 x 39 BDX
	1.4 16V (W)	70	06.98	10.03	03.0137-9125.2	669125		Bremsbacken-Zubehör BDX
	1.6 16V (4)	79	09.98	10.03				
	1.6 16V (B)	79	10.00	10.03				
	1.6 e	66	08.96	10.03				
	2.0 i		12.96	10.03				
	1.4 16V	70	06.98	10.03	24.0220-3021.1	480127		203/204,5 x 50,5 - Lager
	1.6 16V	79	09.98	10.03				
	1.6 e	66	08.96	10.03				
	2.0 i		12.96	10.03				
	1.4 16V (W)	70	06.98	10.03 - ABS	03.0520-3217.3	693217		17,46/203x39 TopKit BDX
	1.6 16V (4)	79	09.98	10.03 - ABS				
	1.6 e	66	08.96	10.03				
	2.0 i		12.96	10.03				
	1.4 16V (D)	70	10.00	10.03 + ABS/ - ASR	03.0520-5019.3	695019		19,05/203x39 TopKit BDX
	1.4 16V (W)	70	06.98	10.03 + ABS				
	1.6 16V (4)	79	09.98	10.03 + ABS				
	1.6 16V (B)	79	10.00	10.03 + ABS/ - ASR				

RENAULT MEGANE I Grandtour (KA_) (98-03)





















	1.4 16V	70	09.98	12.03	13.0460-2834.2	602834		21463 18,0 /WK/S LUC
	1.4 e	55	09.98	12.03				
	1.6 e	66	09.98	12.03				
	1.9 D	47	03.99	12.03				
	1.9 dTi (ON)	72	01.99	12.03	13.0460-2983.2	602983		21388 18,0 /WK/S LUC
	1.6 16V	79	09.98	12.03	13.0460-2895.2	602895		23172 18,0 /WE/Zub/S LUC
	1.8 16V	85	01.01	12.03	13.0460-0262.2	610262		Belagsatz-Zubehör LUC
	1.9 dCi	75	01.01	12.03				
	1.9 dTi (1U)	59	02.01	12.03				
	1.4 16V	70	09.98	12.03	24.0121-0106.1	421106		259 20,6 17,7 V +S +B
	1.4 e	55	09.98	12.03				
	1.6 e	66	09.98	12.03				
	1.9 D	47	03.99	12.03				
	1.6 16V	79	09.98	12.03	24.0124-0158.1	424158		280 24,0 21,8 V L +S +B
	1.8 16V	85	01.01	12.03	24.0324-0158.1	524158		280 24,0 21,8 V L +S +B PD
	1.9 dCi	75	02.01	12.03				
	1.9 dTi (1U)	59	02.01	12.03				
	1.9 dTi (ON)	72	01.99	12.03				
	1.4 16V	70	09.98	12.03	24.0713-1109.1	360145	2	Radsensor L=625
	1.4 e	55	09.98	12.03				
	1.6 e	66	09.98	12.03				
	1.8 16V	85	09.98	12.03				
	1.9 D	47	03.99	12.03				
	1.9 dCi	75	02.01	12.03				
	1.9 dTi (1U)	59	02.01	12.03				
	1.9 dTi (ON)	72	01.99	12.03				
	1.4 16V (OD)	70	03.99	12.03	13.0460-2845.2	602845		23554 16,4 /Zub/S LUC
	1.6 16V (O4)	79	07.99	12.03	13.0470-2845.2	LD2845		23554 16,4 /Zub/S LUC
	1.8 16V	85	01.01	12.03	13.0460-0072.2	610072		Belagsatz-Zubehör LUC
	1.9 dCi	75	02.01	12.03				

¹⁾ without sensor ring / senza sensori / sans secours ABS / sin anillo sensor ABS

											
RENAULT MEGANE I Grandtour (KA_) (98-03)											
	1.9 dTi (1U)	59			02.01	12.03	13.0460-2845.2	602845		23554 16,4 /Zub/S	LUC
	1.9 dTi (ON)	72			07.99	02.01	13.0470-2845.2	LD2845		23554 16,4 /Zub/S	LUC
							13.0460-0072.2	610072		Belagsatz-Zubehör	LUC
	1.4 16V (OD)	70			03.99	12.03	24.0111-0166.2	411166	mit Lager/ mit Sensorring ¹⁾	274 10,9 9,5 +B	
	1.6 16V (04)	79			07.99	12.03					
	1.8 16V	85			01.01	12.03					
	1.9 dCi	75			02.01	12.03					
	1.9 dTi (1U)	59			02.01	12.03					
	1.9 dTi (ON)	72			07.99	02.01					
	1.4 16V	70			09.98	12.03	24.0721-1943.1	360153		Radsensor L=615	
	1.4 e	55			09.98	12.03					
	1.6 16V	79			09.98	09.99					
	1.6 e	66			09.98	12.03					
	1.9 D	47			03.99	12.03					
	1.6 16V	79			10.99	04.01	24.0741-1125.1	360162		Radsensor L=645	
	1.9 dCi	75			02.01	04.01	24.0741-1126.1	360163		Radsensor L=500	
	1.9 dTi (1U)	59			02.01	04.01					
	1.9 dTi (ON)	72			01.99	04.01					
	1.6 16V	79			05.01	12.03	24.0721-1175.1	360088		Radsensor L=560	
	1.9 dCi	75			05.01	12.03	24.0721-1176.1	360089		Radsensor L=450	
	1.9 dTi (1U)	59			05.01	12.03					
	1.9 dTi (ON)	72			05.01	12.03					
	1.6 16V	79			05.01	12.03	24.0721-1170.1	360291		Radsensor L=500	
	1.9 dCi	75			05.01	12.03					
	1.9 dTi (1U)	59			05.01	12.03					
	1.9 dTi (ON)	72			05.01	12.03					
	1.4 16V (OW)	70			09.98	12.03	03.0137-0336.2	650336		229 x 42 HEB	LUC
	1.4 e	55			09.98	12.03	03.0137-9220.2	669220		Bremsbacken-Zubehör	LUC
	1.6 16V (04)	79			09.98	06.99					
	1.6 e	66			09.98	12.03					
	1.9 D	47			03.99	12.03					
	1.9 dTi (ON)	72			01.99	06.99					
	1.4 16V (OW)	70			09.98	12.03	24.0222-8019.2	480087		229/229,5 x 52,5	
	1.4 e	55			09.98	12.03					
	1.6 16V (04)	79			09.98	06.99					
	1.6 e	66			09.98	12.03					
	1.9 D	47			03.99	12.03					
	1.9 dTi (ON)	72			01.99	06.99					
	1.4 16V (OW)	70			09.98	12.03	03.0520-5520.3	695520		20,64/229x42 TopKit	LUC
	1.4 e	55			09.98	12.03					
	1.6 16V (04)	79			09.98	06.99					
	1.6 e	66			09.98	12.03					
	1.9 D	47			03.99	12.03					
	1.9 dTi (ON)	72			01.99	06.99					
RENAULT MEGANE II Limousine 3/5-türig (BM/CM_) (02-08)											
	1.4 16V	72			11.02	09.05	13.0460-3814.2	603814		23934 18,2 /Zub/S	BOS
	1.5 dCi	60			11.02	09.05	13.0470-3814.2	LD3814		23934 18,2 /S	BOS
	1.5 dCi	63			05.05	09.05	13.0460-3815.2	603815		23930 18,2 /Zub/S	BOS
	1.6 16V	83			11.02	09.05	13.0470-3815.2	LD3815		23930 18,2 /Zub/S	BOS
	1.9 dCi	88			11.02	09.05					
	2.0 16V	99			11.02	09.05					
	2.0 16V Turbo	120			05.04	09.05					
	1.4 16V	72			10.05	11.08	13.0460-7221.2	607221		24535 18,3 +	ATE
	1.5 dCi	60			10.05	11.08	13.0470-7221.2	LD7221		24535 18,3 +	ATE
	1.5 dCi	63			10.05	11.08					
	1.5 dCi	76			01.07	11.08					
	1.5 dCi	78			05.05	11.08					
	1.6 16V	77			06.05	11.08					
	1.6 16V	83			10.05	11.08					
	1.6 FlexFuel	77			01.07	11.08					
	1.9 dCi	85			01.06	11.08					
	1.9 dCi	88			10.05	11.08					
	1.9 dCi	96			05.05	11.08					
	2.0 16V	99			10.05	11.08					
	2.0 16V Turbo	120			10.05	11.08					
	2.0 dCi	110			09.05	11.08					
	2.0 16V	169			08.06	11.08	13.0460-4805.2	604805		24162 15,2	BRE
	2.0 16V Sport	165			05.04	11.08					
	2.0 dCi	127			01.07	11.08					
	1.4 16V	72			11.02	11.08	24.0122-0216.1	422216		260 22,0 19,8 V L +S +B	
	1.5 dCi	60			11.02	11.08	24.0124-0158.1	424158		280 24,0 21,8 V L +S +B	
	1.5 dCi	63			05.05	11.08	24.0324-0158.1	524158		280 24,0 21,8 V L +S +B PD	
	1.5 dCi	76			01.07	11.08					
	1.5 dCi	78			05.05	11.08					
	1.6 16V	77			06.05	11.08					
	1.6 16V	83			11.02	11.08					
	1.6 FlexFuel	77			01.07	11.08					
	1.9 dCi	85			01.06	11.08					
	1.9 dCi	88			11.02	11.08					
	1.9 dCi	96			05.05	11.08					
	2.0 16V	99			11.02	11.08					
	2.0 16V Turbo	120			04.04	11.08					
	2.0 dCi	110			09.05	11.08	24.0124-0223.1	424223		280 24,0 21,8 V L +S +B	

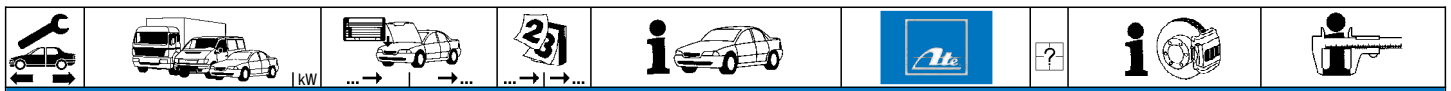
¹⁾ with bearing/ with sensor ring / con supporto/+ anell.sens.ABS / avec palier de secours ABS / con apoyo/+ anillo sensor ABS



								
RENAULT MEGANE II Limousine 3/5-türig (BM/CM) (02-08)								
	2.0 16V 2.0 16V Sport 2.0 dCi	169 165 127		08.06 05.04 01.07	11.08 11.08 11.08	24.0128-0223.1	428223	313 28,0 26,0 VL +S +B
	1.4 16V 1.5 dCi 1.6 16V 1.9 dCi 2.0 16V 2.0 16V Turbo	72 60 83 88 99 120		11.02 11.02 11.02 11.02 11.02 05.04	01.05 01.05 01.05 01.05 01.05 01.05	24.0711-5151.3	360175	2  Radsensor L=485
	1.4 16V 1.5 dCi 1.5 dCi 1.6 16V 1.9 dCi 2.0 16V 2.0 16V Turbo 2.0 dCi	72 60 63 83 88 99 120 110		02.05 02.05 05.05 02.05 02.05 02.05 02.05 09.05	12.05 12.05 12.05 12.05 12.05 12.05 12.05 12.05	24.0711-5190.3	360177	2  Radsensor L=720
	1.4 16V 1.5 dCi 1.5 dCi 1.5 dCi 1.5 dCi 1.6 16V 1.6 16V 1.6 FlexFuel 1.9 dCi 1.9 dCi 1.9 dCi 2.0 16V 2.0 16V Turbo 2.0 dCi 2.0 dCi	72 60 63 76 78 77 83 77 85 88 96 99 120 110 127		01.06 01.06 01.06 01.07 05.05 06.05 01.06 01.06 05.05 01.06 01.06 01.06 01.06 01.06 01.07	11.08 11.08 11.08 11.08 11.08 11.08 11.08 11.08 11.08 11.08 11.08 11.08 11.08 11.08 11.08	24.0711-5180.3	360236	2  Radsensor L=720
	2.0 16V Sport 2.0 16V Sport	165 165		05.04 02.05	01.05 01.06	24.0711-5177.3 24.0711-5199.3	360117 360271	2  Radsensor L=779 2  Radsensor L=1081
	1.4 16V 1.5 dCi 1.5 dCi 1.5 dCi 1.5 dCi 1.6 16V 1.6 16V 1.6 FlexFuel 1.9 dCi 1.9 dCi 1.9 dCi 2.0 16V 2.0 16V 2.0 16V Sport 2.0 16V Turbo 2.0 dCi	72 60 63 76 78 77 83 77 85 88 96 99 169 165 120 110		11.02 11.02 05.05 01.07 05.05 06.05 11.02 01.07 01.06 11.02 05.05 11.02 08.06 05.04 05.04 09.05	11.08 11.08 11.08 11.08 11.08 11.08 11.08 11.08 11.08 11.08 11.08 11.08 11.08 11.08 11.08 11.08	13.0460-2845.2 13.0470-2845.2 13.0460-0077.2	602845 LD2845 610077	23554 16,4 /Zub/S LUC 23554 16,4 /Zub/S LUC Belagsatz-Zubehör LUC
	1.4 16V 1.5 dCi 1.5 dCi 1.5 dCi 1.5 dCi 1.6 16V 1.6 16V 1.6 FlexFuel 1.9 dCi 1.9 dCi 1.9 dCi 2.0 16V 2.0 16V 2.0 16V Sport 2.0 16V Turbo 2.0 dCi	72 60 63 76 78 77 83 77 85 88 96 99 169 165 120 110		11.02 11.02 05.05 01.07 05.05 06.05 11.02 01.07 01.06 11.02 05.05 11.02 08.06 05.04 05.04 09.05	11.08 11.08 11.08 11.08 11.08 11.08 11.08 11.08 11.08 11.08 11.08 11.08 11.08 11.08 11.08 11.08	13.0460-7137.2 13.0470-7137.2	607137 LD7137	PR 1334 PR 1334 23482 15,8 + ATE 23482 15,8 + ATE
	1.4 16V 1.5 dCi 1.5 dCi 1.5 dCi 1.5 dCi 1.6 16V 1.6 16V 1.6 FlexFuel 1.9 dCi 1.9 dCi 1.9 dCi 2.0 16V 2.0 16V 2.0 16V Turbo 2.0 dCi	72 60 63 76 78 77 83 77 85 88 96 99 169 120 110		11.02 11.02 05.05 01.07 05.05 06.05 11.02 01.07 01.06 11.02 05.05 11.02 08.06 05.04 05.04 09.05	11.08 11.08 11.08 11.08 11.08 11.08 11.08 11.08 11.08 11.08 11.08 11.08 11.08 11.08 11.08	24.0108-0114.2	408114	mit Lager/ mit Sensorring ¹⁾ 240 8,0 7,0 +B
	1.4 16V 1.5 dCi 1.5 dCi 1.6 16V 1.9 dCi 1.9 dCi	72 60 63 83 88 96		11.02 11.02 05.05 11.02 11.02 05.05	12.05 12.05 12.05 12.05 12.05 12.05	24.0110-0389.2 24.0711-5152.3	410389 360176	2  Radsensor L=810
	1.4 16V 1.5 dCi 1.5 dCi 1.6 16V 1.9 dCi 1.9 dCi	72 60 63 83 88 96		11.02 11.02 05.05 11.02 11.02 05.05	12.05 12.05 12.05 12.05 12.05 12.05			

¹⁾ with bearing/ with sensor ring / con supporto/+ anell.sens.ABS / avec palier de secours ABS / con apoyo/+ anillo sensor ABS

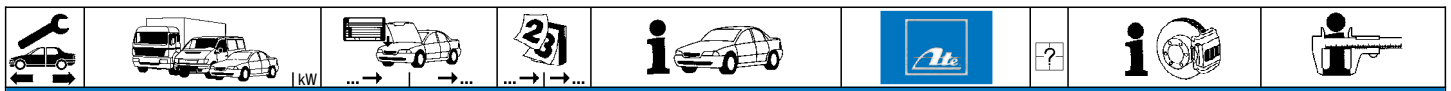
RENAULT MEGANE II Limousine 3/5-türig (BM/CM_) (02-08)																									
	2.0 16V	99	11.02	12.05	24.0711-5152.3	360176	2		Radsensor L=810																
	2.0 16V Sport	165	05.04	12.05																					
	2.0 16V Turbo	120	05.04	12.05																					
	2.0 dCi	110	09.05	12.05																					
	1.4 16V	72	01.06	11.08								24.0711-5181.3	360237	2		Radsensor L=810									
	1.5 dCi	60	01.06	11.08																					
	1.5 dCi	63	01.06	11.08																					
	1.5 dCi	76	01.07	11.08																					
	1.5 dCi	78	05.05	11.08																					
	1.6 16V	77	06.05	11.08																					
	1.6 16V	83	01.06	11.08																					
	1.6 FlexFuel	77	01.07	11.08																					
	1.9 dCi	85	01.06	11.08																					
	1.9 dCi	88	01.06	11.08																					
	1.9 dCi	96	01.06	11.08																					
	2.0 16V	99	01.06	11.08																					
	2.0 16V	169	08.06	11.08																					
2.0 16V Sport	165	01.06	11.08																						
2.0 16V Turbo	120	01.06	11.08																						
2.0 dCi	110	01.06	11.08																						
2.0 dCi	127	01.07	11.08																						
RENAULT MEGANE II Limousine 4-türig (LM_) (03-08)																									
	1.4 16V	60	09.03	08.06	13.0460-3814.2	603814			23934 18,2 /Zub/S	BOS															
	1.4 16V	72	09.03	12.08																					
	1.5 dCi	60	09.03	09.05								13.0460-3815.2	603815			23930 18,2 /Zub/S	BOS								
	1.5 dCi	63	05.05	09.05																					
	1.5 dCi	74	02.04	09.05																					
	1.5 dCi	78	05.05	09.05																					
	1.6 16V	75	09.03	09.05																					
	1.6 16V	77	05.05	09.05																					
	1.6 16V	83	09.03	09.05																					
	1.9 dCi	66	09.03	09.05																					
	1.9 dCi	68	03.04	09.05																					
	1.9 dCi	81	05.05	09.05																					
	1.9 dCi	88	09.03	09.05																					
	1.9 dCi	96	05.05	09.05																					
	2.0 16V	99	09.03	09.05																					
	1.5 dCi	60	10.05	12.08															13.0460-7221.2	607221			24535 18,3 +	ATE	
	1.5 dCi	63	10.05	12.08																					
	1.5 dCi	74	10.05	03.06																					
	1.5 dCi	76	01.07	12.08																					
	1.5 dCi	78	10.05	12.08																					
	1.6 16V	75	10.05	12.08																					
1.6 16V	77	10.05	12.08																						
1.6 16V	82	01.07	12.08																						
1.6 16V	83	10.05	12.08																						
1.9 dCi	66	10.05	12.05																						
1.9 dCi	68	10.05	12.08																						
1.9 dCi	81	10.05	12.08																						
1.9 dCi	88	10.05	12.08																						
1.9 dCi	96	10.05	12.08																						
2.0 16V	99	10.05	12.08																						
2.0 dCi	110	09.05	12.08																						
	1.4 16V	60	09.03	08.06	24.0122-0216.1	422216			260 22,0 19,8 V L +S +B																
	1.4 16V	72	09.03	12.08																					
	1.5 dCi	60	09.03	12.08								24.0124-0158.1	424158			280 24,0 21,8 V L +S +B									
	1.5 dCi	63	05.05	12.08																					
	1.5 dCi	74	02.04	03.06																					
	1.5 dCi	76	01.07	12.08																					
	1.5 dCi	78	05.05	12.08																					
	1.6 16V	75	09.03	12.08																					
	1.6 16V	77	05.05	12.08																					
	1.6 16V	82	01.07	12.08																					
	1.6 16V	83	09.03	12.08																					
	1.9 dCi	66	09.03	12.05																					
	1.9 dCi	68	03.04	12.08																					
	1.9 dCi	81	05.05	12.08																					
	1.9 dCi	88	09.03	12.08																					
	1.9 dCi	96	05.05	12.08																					
	2.0 16V	99	09.03	12.08																					
	2.0 dCi	110	09.05	12.08															24.0124-0223.1	424223			280 24,0 21,8 V L +S +B		
	1.4 16V	60	09.03	01.05																					
	1.4 16V	72	09.03	01.05																					
	1.5 dCi	60	09.03	01.05																					
1.5 dCi	74	02.04	01.05																						
1.6 16V	75	09.03	01.05																						
1.6 16V	83	09.03	01.05																						
1.9 dCi	66	09.03	01.05																						
1.9 dCi	68	03.04	01.05																						
1.9 dCi	88	09.03	01.05																						
2.0 16V	99	09.03	01.05																						
1.4 16V	60	02.05	12.05	24.0711-5190.3	360177	2		Radsensor L=720																	
1.4 16V	72	02.05	12.05																						
1.5 dCi	60	02.05	12.05																						
1.5 dCi	63	05.05	12.05																						



RENAULT MEGANE II Limousine 4-türig (LM_) (03-08)

	1.5 dCi	74		02.05	12.05	24.0711-5190.3	360177	2		Radsensor L=720	
	1.5 dCi	78		05.05	12.05						
	1.6 16V	75		02.05	12.05						
	1.6 16V	77		05.05	12.05						
	1.6 16V	83		02.05	12.05						
	1.9 dCi	66		02.05	12.05						
	1.9 dCi	68		02.05	12.05						
	1.9 dCi	81		05.05	12.05						
	1.9 dCi	88		02.05	12.05						
	1.9 dCi	96		05.05	12.05						
	2.0 16V	99		02.05	12.05						
2.0 dCi	110		09.05	12.05							
	1.4 16V	60		01.06	08.06	24.0711-5180.3	360236	2		Radsensor L=720	
	1.4 16V	72		01.06	12.08						
	1.5 dCi	60		01.06	12.08						
	1.5 dCi	63		01.06	12.08						
	1.5 dCi	74		01.06	03.06						
	1.5 dCi	76		01.07	12.08						
	1.5 dCi	78		01.06	12.08						
	1.6 16V	75		01.06	12.08						
	1.6 16V	77		01.06	12.08						
	1.6 16V	82		01.07	12.08						
	1.6 16V	83		01.06	12.08						
	1.9 dCi	68		01.06	12.08						
	1.9 dCi	81		01.06	12.08						
	1.9 dCi	88		01.06	12.08						
	1.9 dCi	96		01.06	12.08						
	2.0 16V	99		01.06	12.08						
	2.0 dCi	110		01.06	12.08						
	1.4 16V	60		09.03	08.06	13.0460-2845.2	602845			23554 16,4 /Zub/S 23554 16,4 /Zub/S Belagsatz-Zubehör	LUC LUC LUC
	1.4 16V	72		09.03	04.07						
	1.5 dCi	60		09.03	04.07						
	1.5 dCi	63		05.05	04.07						
	1.5 dCi	74		02.04	03.06						
	1.5 dCi	76		01.07	04.07						
	1.5 dCi	78		05.05	04.07						
	1.6 16V	75		09.03	04.07						
	1.6 16V	77		05.05	04.07						
	1.6 16V	82		01.07	04.07						
	1.6 16V	83		09.03	04.07						
	1.9 dCi	66		09.03	12.05						
	1.9 dCi	68		03.04	04.07						
	1.9 dCi	81		05.05	04.07						
	1.9 dCi	88		09.03	04.07						
	1.9 dCi	96		05.05	04.07						
	2.0 16V	99		09.03	04.07						
	2.0 dCi	110		09.05	04.07						
		1.4 16V	60		09.03						
1.4 16V		72		09.03	12.08						
1.5 dCi		60		09.03	12.08						
1.5 dCi		63		05.05	12.08						
1.5 dCi		74		02.04	03.06						
1.5 dCi		76		01.07	12.08						
1.5 dCi		78		05.05	12.08						
1.6 16V		75		09.03	12.08						
1.6 16V		77		05.05	12.08						
1.6 16V		82		01.07	12.08						
1.6 16V		83		09.03	12.08						
1.9 dCi		66		09.03	12.05						
1.9 dCi		68		03.04	12.08						
1.9 dCi		81		05.05	12.08						
1.9 dCi		88		09.03	12.08						
1.9 dCi		96		05.05	12.08						
2.0 16V		99		09.03	12.08						
2.0 dCi		110		09.05	12.08						
		1.4 16V	60		09.03	08.06	24.0108-0114.2	408114		mit Lager/ mit Sensorring ¹⁾	240 8,0 7,0 +B
	1.4 16V	72		09.03	12.08						
	1.5 dCi	60		09.03	12.08						
	1.5 dCi	63		05.05	12.08						
	1.5 dCi	74		02.04	03.06						
	1.5 dCi	76		01.07	12.08						
	1.5 dCi	78		05.05	12.08						
	1.6 16V	75		09.03	12.08						
	1.6 16V	77		05.05	12.08						
	1.6 16V	82		01.07	12.08						
	1.6 16V	83		09.03	12.08						
	1.9 dCi	66		09.03	12.05						
	1.9 dCi	68		03.04	12.08						
	1.9 dCi	81		05.05	12.08						
	1.9 dCi	88		09.03	12.08						
2.0 16V	99		09.03	12.08							
2.0 dCi	110		09.05	12.08							
					24.0110-0389.2	410389			270 10,0 9,0 +B		

¹⁾ with bearing/ with sensor ring / con supporto/+ anell.sens.ABS / avec palier de secours ABS / con apoyo/+ anillo sensor ABS


















RENAULT MEGANE II Limousine 4-türig (LM_) (03-08)

	1.4 16V	60	09.03	12.05	24.0711-5152.3	360176	2		Radsensor L=810					
	1.4 16V	72	09.03	12.05										
	1.5 dCi	60	09.03	12.05										
	1.5 dCi	63	05.05	12.05										
	1.5 dCi	74	02.04	12.05										
	1.5 dCi	78	05.05	12.05										
	1.6 16V	75	09.03	12.05										
	1.6 16V	77	05.05	12.05										
	1.6 16V	83	09.03	12.05										
	1.9 dCi	66	09.03	12.05										
	1.9 dCi	68	03.04	12.05										
	1.9 dCi	81	05.05	12.05										
	1.9 dCi	88	09.03	12.05										
	1.9 dCi	96	05.05	12.05										
	2.0 16V	99	09.03	12.05										
	2.0 dCi	110	09.05	12.05										
	1.4 16V	60	01.06	08.06						24.0711-5181.3	360237	2		Radsensor L=810
	1.4 16V	72	01.06	12.08										
	1.5 dCi	60	01.06	12.08										
	1.5 dCi	63	01.06	12.08										
1.5 dCi	74	01.06	03.06											
1.5 dCi	76	01.07	12.08											
1.5 dCi	78	01.06	12.08											
1.6 16V	75	01.06	12.08											
1.6 16V	77	01.06	12.08											
1.6 16V	82	01.07	12.08											
1.6 16V	83	01.06	12.08											
1.9 dCi	68	01.06	12.08											
1.9 dCi	81	01.06	12.08											
1.9 dCi	88	01.06	12.08											
1.9 dCi	96	01.06	12.08											
2.0 16V	99	01.06	12.08											
2.0 dCi	110	01.06	12.08											









RENAULT MEGANE II Coupe/Cabrio (EM_) (03-10)

	1.5 dCi	63	05.05	09.05	13.0460-3815.2	603815			23930 18,2 /Zub/S 23930 18,2 /Zub/S	BOS BOS						
	1.6 16V	77	06.05	09.05												
	1.6 16V	83	09.03	09.05												
	1.9 dCi	81	05.05	09.05												
	1.9 dCi	88	09.03	09.05												
	1.9 dCi	96	05.05	09.05												
	2.0 16V	99	09.03	09.05												
	2.0 16V Turbo	120	05.04	09.05												
	1.5 dCi	63	10.05	04.10							13.0460-7221.2	607221			24535 18,3 + 24535 18,3 +	ATE ATE
	1.5 dCi	76	01.07	06.09												
1.5 dCi	78	03.06	06.08													
1.6 16V	77	10.05	04.10													
1.6 16V	82	01.07	04.10													
1.6 16V	83	10.05	04.10													
1.9 dCi	81	10.05	04.10													
1.9 dCi	85	01.06	04.10													
1.9 dCi	88	10.05	04.10													
1.9 dCi	96	10.05	02.07													
2.0 16V	99	10.05	03.07													
2.0 16V Turbo	120	10.05	04.10													
2.0 dCi	110	09.05	04.10													
	1.5 dCi	63	05.05	04.10	24.0124-0158.1	424158			280 24,0 21,8 V L +S +B 280 24,0 21,8 V L +S +B PD							
	1.5 dCi	76	01.07	06.09												
	1.5 dCi	78	03.06	06.08												
	1.6 16V	77	06.05	04.10												
	1.6 16V	82	01.07	04.10												
	1.6 16V	83	09.03	04.10												
	1.9 dCi	81	05.05	04.10												
	1.9 dCi	85	01.06	04.10												
	1.9 dCi	88	09.03	04.10												
	1.9 dCi	96	05.05	02.07												
2.0 16V	99	09.03	03.07													
2.0 16V Turbo	120	05.04	04.10													
2.0 dCi	110	09.05	04.10													
	1.6 16V	83	09.03	01.05	24.0711-5151.3	360175	2		Radsensor L=485							
	1.9 dCi	88	09.03	01.05												
	2.0 16V	99	09.03	01.05												
	1.5 dCi	63	05.05	12.05							24.0711-5190.3	360177	2		Radsensor L=720	
	1.6 16V	77	06.05	12.05												
	1.6 16V	83	02.05	12.05												
	1.9 dCi	81	05.05	12.05												
	1.9 dCi	88	02.05	12.05												
	1.9 dCi	96	05.05	12.05												
	2.0 16V	99	02.05	12.05												
2.0 dCi	110	09.05	12.05													
1.5 dCi	63	01.06	04.10	24.0711-5180.3	360236	2		Radsensor L=720								
1.5 dCi	76	01.07	06.09													
1.5 dCi	78	03.06	06.08													
1.6 16V	77	01.06	04.10													
1.6 16V	82	01.07	04.10													
1.6 16V	83	01.06	04.10													



												
RENAULT MEGANE II Coupe/Cabrio (EM_) (03-10)												
	1.9 dCi	81	01.06	04.10	24.0711-5180.3	360236	2	Radsensor L=720				
	1.9 dCi	85	01.06	04.10								
	1.9 dCi	88	01.06	04.10								
	1.9 dCi	96	01.06	02.07								
	2.0 16V	99	01.06	03.07								
	2.0 dCi	110	01.06	04.10								
2.0 16V Turbo	120	05.04	12.04	24.0711-5177.3	360117	2	Radsensor L=779					
2.0 16V Turbo	120	01.05	04.10	24.0711-5199.3	360271	2	Radsensor L=1081					
	1.5 dCi	63	05.05	04.07	13.0460-2845.2	602845		23554 16,4 /Zub/S 23554 16,4 /Zub/S Belagsatz-Zubehör				
	1.5 dCi	76	01.07	04.07								
	1.5 dCi	78	03.06	04.07								
	1.6 16V	77	06.05	04.07								
	1.6 16V	82	01.07	04.07								
	1.6 16V	83	09.03	04.07								
	1.9 dCi	81	05.05	04.07								
	1.9 dCi	85	01.06	04.07								
	1.9 dCi	88	09.03	04.07								
	1.9 dCi	96	05.05	02.07								
	2.0 16V	99	09.03	03.07								
	2.0 16V Turbo	120	05.04	04.07								
	2.0 dCi	110	09.05	04.07								
		1.5 dCi	63	05.05					04.10	24.0108-0114.2	408114	
1.5 dCi		76	01.07	06.09								
1.5 dCi		78	03.06	06.08								
1.6 16V		77	06.05	04.10								
1.6 16V		82	01.07	04.10								
1.6 16V		83	09.03	04.10								
1.9 dCi		81	05.05	04.10								
1.9 dCi		85	01.06	04.10								
1.9 dCi		88	09.03	04.10								
1.9 dCi		96	05.05	02.07								
2.0 16V		99	09.03	03.07								
2.0 16V Turbo		120	05.04	04.10								
2.0 dCi		110	09.05	04.10								
2.0 dCi		110	09.05	04.10	24.0110-0389.2	410389		270 10,0 9,0 +B				
	1.5 dCi	63	05.05	12.05	24.0711-5152.3	360176	2	Radsensor L=810				
	1.6 16V	77	06.05	12.05								
	1.6 16V	83	09.03	12.05								
	1.9 dCi	81	05.05	12.05								
	1.9 dCi	88	09.03	12.05								
	1.9 dCi	96	05.05	12.05								
	2.0 16V	99	09.03	12.05								
	2.0 16V Turbo	120	05.04	12.05								
	2.0 dCi	110	09.05	12.05								
	1.5 dCi	63	01.06	04.10	24.0711-5181.3	360237	2	Radsensor L=810				
	1.5 dCi	76	01.07	06.09								
	1.5 dCi	78	03.06	06.08								
	1.6 16V	77	01.06	04.10								
	1.6 16V	82	01.07	04.10								
	1.6 16V	83	01.06	04.10								
	1.9 dCi	81	01.06	04.10								
	1.9 dCi	85	01.06	04.10								
	1.9 dCi	88	01.06	04.10								
	1.9 dCi	96	01.06	02.07								
	2.0 16V	99	01.06	03.07								
	2.0 16V Turbo	120	01.06	04.10								
	2.0 dCi	110	01.06	04.10								
	RENAULT MEGANE II Grandtour (KM_) (03-08)											
	1.4 16V	72	09.03	09.05	13.0460-3815.2	603815		23930 18,2 /Zub/S 23930 18,2 /Zub/S				
	1.5 dCi	60	09.03	09.05								
	1.5 dCi	63	05.05	09.05								
	1.5 dCi	74	02.04	09.05								
	1.5 dCi	78	05.05	09.05								
	1.6 16V	77	05.05	09.05								
	1.6 16V	83	09.03	09.05								
	1.9 dCi	68	03.04	09.05								
	1.9 dCi	81	05.05	09.05								
	1.9 dCi	88	09.03	09.05								
	1.9 dCi	96	05.05	09.05								
	2.0 16V	99	09.03	09.05								
	1.4 16V	72	10.05	12.08					13.0460-7221.2	607221		24535 18,3 + 24535 18,3 +
	1.5 dCi	60	10.05	05.06								
1.5 dCi	63	10.05	12.08									
1.5 dCi	74	10.05	03.06									
1.5 dCi	76	01.07	12.08									
1.5 dCi	78	10.05	06.08									
1.6 16V	77	05.05	07.09									
1.6 16V	82	01.07	12.08									
1.6 16V	83	10.05	12.08									
1.6 FlexFuel	77	02.08	12.08									
1.9 dCi	68	10.05	02.07									
1.9 dCi	81	10.05	12.08									
1.9 dCi	88	10.05	12.08									
1.9 dCi	96	10.05	02.07									
2.0 16V	99	10.05	12.08									
2.0 dCi	110	09.05	12.08									

¹⁾ with bearing/ with sensor ring / con supporto/+ anell.sens.ABS / avec palier de secours ABS / con apoyo/+ anillo sensor ABS

RENAULT MEGANE II Grandtour (KM_) (03-08)										
	1.4 16V	72		09.03	12.08		24.0124-0158.1	424158		280 24,0 21,8 V L +S +B 280 24,0 21,8 V L +S +B PD
	1.5 dCi	60		09.03	05.06		24.0324-0158.1	524158		
	1.5 dCi	63		05.05	12.08					
	1.5 dCi	74		02.04	03.06					
	1.5 dCi	76		01.07	12.08					
	1.5 dCi	78		05.05	06.08					
	1.6 16V	77		05.05	07.09					
	1.6 16V	82		01.07	12.08					
	1.6 16V	83		09.03	12.08					
	1.6 FlexFuel	77		02.08	12.08					
	1.9 dCi	68		03.04	02.07					
1.9 dCi	81		05.05	12.08						
1.9 dCi	88		09.03	12.08						
1.9 dCi	96		05.05	02.07						
2.0 16V	99		09.03	12.08						
2.0 dCi	110		09.05	12.08		24.0124-0223.1	424223		280 24,0 21,8 V L +S +B	
	1.4 16V	72		09.03	01.05		24.0711-5151.3	360175	2 	Radsensor L=485
	1.5 dCi	60		09.03	01.05					
	1.5 dCi	74		02.04	01.05					
	1.6 16V	83		09.03	01.05					
	1.9 dCi	68		03.04	01.05					
	1.9 dCi	88		09.03	01.05					
	2.0 16V	99		09.03	01.05					
	1.4 16V	72		02.05	12.05		24.0711-5190.3	360177	2 	Radsensor L=720
	1.5 dCi	60		02.05	12.05					
	1.5 dCi	63		05.05	12.05					
	1.5 dCi	74		02.05	12.05					
1.5 dCi	78		05.05	12.05						
1.6 16V	77		05.05	12.05						
1.6 16V	83		02.05	12.05						
1.9 dCi	68		02.05	12.05						
1.9 dCi	81		05.05	12.05						
1.9 dCi	88		02.05	12.05						
1.9 dCi	96		05.05	12.05						
2.0 16V	99		02.05	12.05						
2.0 dCi	110		09.05	12.05						
	1.4 16V	72		01.06	12.08		24.0711-5180.3	360236	2 	Radsensor L=720
	1.5 dCi	60		01.06	05.06					
	1.5 dCi	63		01.06	12.08					
	1.5 dCi	74		01.06	03.06					
	1.5 dCi	76		01.07	12.08					
	1.5 dCi	78		01.06	06.08					
	1.6 16V	77		01.06	07.09					
	1.6 16V	82		01.07	12.08					
	1.6 16V	83		01.06	12.08					
	1.6 FlexFuel	77		02.08	12.08					
	1.9 dCi	68		01.06	02.07					
1.9 dCi	81		01.06	12.08						
1.9 dCi	88		01.06	12.08						
1.9 dCi	96		01.06	02.07						
2.0 16V	99		01.06	12.08						
2.0 dCi	110		01.06	12.08						
	1.4 16V	72		09.03	04.07		13.0460-2845.2	602845		23554 16,4 /Zub/S LUC
	1.5 dCi	60		09.03	05.06		13.0470-2845.2	LD2845		23554 16,4 /Zub/S LUC
	1.5 dCi	63		05.05	04.07		13.0460-0077.2	610077		Belagsatz-Zubehör LUC
	1.5 dCi	74		02.04	03.06					
	1.5 dCi	76		01.07	04.07					
	1.5 dCi	78		05.05	04.07					
	1.6 16V	77		05.05	04.07					
	1.6 16V	82		01.07	04.07					
	1.6 16V	83		09.03	04.07					
	1.9 dCi	68		03.04	02.07					
	1.9 dCi	81		05.05	04.07					
1.9 dCi	88		09.03	04.07						
1.9 dCi	96		05.05	02.07						
2.0 16V	99		09.03	04.07						
2.0 dCi	110		09.05	04.07						
	1.4 16V	72		09.03	12.08		24.0110-0325.2	410325	mit Lager/ mit Sensorring ¹⁾	270 10,0 9,0 +B
	1.5 dCi	60		09.03	05.06					
	1.5 dCi	63		05.05	12.08					
	1.5 dCi	74		02.04	03.06					
	1.5 dCi	76		01.07	12.08					
	1.5 dCi	78		05.05	06.08					
	1.6 16V	77		05.05	07.09					
	1.6 16V	82		01.07	12.08					
	1.6 16V	83		09.03	12.08					
	1.6 FlexFuel	77		02.08	12.08					
	1.9 dCi	68		03.04	02.07					
1.9 dCi	81		05.05	12.08						
1.9 dCi	88		09.03	12.08						
1.9 dCi	96		05.05	02.07						
2.0 16V	99		09.03	12.08						
2.0 dCi	110		09.05	12.08		24.0110-0389.2	410389		270 10,0 9,0 +B	

¹⁾ with bearing/ with sensor ring / con supporto/+ anell.sens.ABS / avec palier de secours ABS / con apoyo/+ anillo sensor ABS



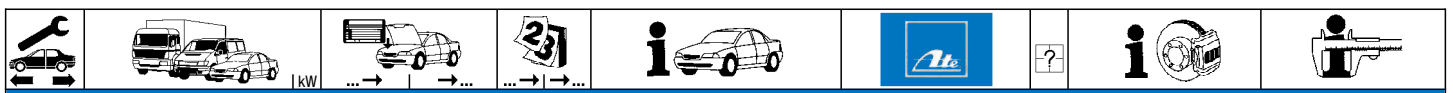
RENAULT MEGANE II Grandtour (KM_) (03-08)

	1.4 16V	72	09.03	12.05	24.0711-5152.3	360176	2		Radsensor L=810					
	1.5 dCi	60	09.03	12.05										
	1.5 dCi	63	05.05	12.05										
	1.5 dCi	74	02.04	12.05										
	1.5 dCi	78	05.05	12.05										
	1.6 16V	77	05.05	12.05										
	1.6 16V	83	09.03	12.05										
	1.9 dCi	68	03.04	12.05										
	1.9 dCi	81	05.05	12.05										
	1.9 dCi	88	09.03	12.05										
	1.9 dCi	96	05.05	12.05										
	2.0 16V	99	09.03	12.05										
	2.0 dCi	110	09.05	12.05										
	1.4 16V	72	01.06	12.08						24.0711-5181.3	360237	2		Radsensor L=810
	1.5 dCi	60	01.06	05.06										
	1.5 dCi	63	01.06	12.08										
	1.5 dCi	74	01.06	03.06										
	1.5 dCi	76	01.07	12.08										
	1.5 dCi	78	01.06	06.08										
	1.6 16V	77	01.06	07.09										
1.6 16V	82	01.07	12.08											
1.6 16V	83	01.06	12.08											
1.6 FlexFuel	77	02.08	12.08											
1.9 dCi	68	01.06	02.07											
1.9 dCi	81	01.06	12.08											
1.9 dCi	88	01.06	12.08											
1.9 dCi	96	01.06	02.07											
2.0 16V	99	01.06	12.08											
2.0 dCi	110	01.06	12.08											

RENAULT MEGANE III Schrägheck (BZ0_) (08-)

	1.2 TCe	85	03.12		13.0460-7266.2	607266			24538 17,9 + ATE				
	1.2 TCe	97	01.13							13.0470-7266.2	LD7266		24538 17,9 + ATE
	1.4	96	04.09										
	1.5 dCi	63	12.09										
	1.5 dCi	66	11.08										
	1.5 dCi	70	11.13										
	1.5 dCi	78	02.09										
	1.5 dCi	81	02.09										
	1.5 dCi	96	11.08										
	1.6	74	11.08										
	1.6	81	11.08										
	1.6 16V Bifuel	81	11.08										
	1.6 dCi	96	04.11										
	1.9 dCi	96	11.08										
	2.0	103	02.09										
2.0 dCi	110	10.10		13.0460-7249.2	607249			24709 18,6 + ATE					
2.0 dCi	118	04.09							13.0470-7249.2	LD7249		24709 18,6 + ATE	
2.0 dCi	120	07.12											
2.0 TCe	132	11.08											
2.0 TCe	140	06.12											
2.0 TCe 220	162	11.13											
	1.2 TCe	85	03.12		24.0124-0221.1	424221			280 24,0 21,8 V L +S +B				
	1.2 TCe	97	01.13										
	1.4	96	04.09										
	1.5 dCi	63	12.09										
	1.5 dCi	66	11.08										
	1.5 dCi	70	11.13										
	1.5 dCi	78	02.09										
	1.5 dCi	81	02.09										
	1.5 dCi	96	11.08										
	1.6	74	11.08										
	1.6	81	11.08										
	1.6 16V Bifuel	81	11.08										
	1.6 dCi	96	04.11										
	1.9 dCi	96	11.08										
	2.0	103	02.09										
2.0 dCi	110	10.10		24.0126-0158.1	426158			296 26,0 23,4 V L +S +B					
2.0 dCi	118	04.09											
2.0 dCi	120	07.12											
2.0 TCe	132	11.08											
2.0 TCe	140	06.12											
2.0 TCe 220	162	11.13											
	1.2 TCe	85	03.12		13.0460-2740.2	602740			- elektrische Feststellbremse ¹⁾ 23554 17,2 /Zub/S LUC				
	1.2 TCe	97	01.13							13.0470-2740.2	LD2740		- elektrische Feststellbremse ¹⁾ 23554 17,2 /Zub/S LUC
	1.4	96	04.09										
	1.5 dCi	63	12.09										
	1.5 dCi	66	11.08										
	1.5 dCi	70	11.13										
	1.5 dCi	78	02.09										
	1.5 dCi	81	02.09										
	1.5 dCi	96	11.08										
	1.6	74	11.08										
	1.6	81	11.08										
	1.6 16V Bifuel	81	11.08										
	1.6 dCi	96	04.11										
	1.9 dCi	96	11.08										

¹⁾ - electric parking brake / - freno a mano elettrico / - frein à main électrique / - freno de mano eléctrico



RENAULT MEGANE III Schrägheck (BZ0_) (08-)

	2.0	103	02.09	13.0460-2740.2	602740	- elektrische Feststellbremse ¹⁾	23554 17,2 /Zub/S	LUC
	2.0 dCi	110	10.10	13.0470-2740.2	LD2740	- elektrische Feststellbremse ¹⁾	23554 17,2 /Zub/S	LUC
	2.0 dCi	118	04.09					
	2.0 TCe	132	11.08					
	2.0 TCe	140	06.12					
	2.0 TCe 220	162	11.13					
	1.2 TCe	85	03.12	13.0460-2756.2	602756	+ elektrische Feststellbremse ²⁾	24820 16,1 /Zub/S	LUC
	1.2 TCe	97	01.13					
	1.4	96	04.09					
	1.5 dCi	63	12.09					
	1.5 dCi	66	11.08					
	1.5 dCi	70	11.13					
	1.5 dCi	78	02.09					
	1.5 dCi	81	02.09					
	1.5 dCi	96	11.08					
	1.6	74	11.08					
	1.6	81	11.08					
	1.6 16V Bifuel	81	11.08					
	1.6 dCi	96	04.11					
	1.9 dCi	96	11.08					
2.0	103	02.09						
2.0 dCi	110	10.10						
2.0 dCi	118	04.09						
2.0 TCe	132	11.08						
2.0 TCe	140	06.12						
2.0 TCe 220	162	11.13						
	1.2 TCe	85	03.12	24.0108-0116.2	408116	mit Lager/ mit Sensorring ³⁾	260 8,0 7,0 +B	
	1.2 TCe	97	01.13					
	1.4	96	04.09					
	1.5 dCi	63	12.09					
	1.5 dCi	66	11.08					
	1.5 dCi	70	11.13					
	1.5 dCi	78	02.09					
	1.5 dCi	81	02.09					
	1.5 dCi	96	11.08					
	1.6	74	11.08					
	1.6	81	11.08					
	1.6 16V Bifuel	81	11.08					
	1.6 dCi	96	04.11					
	1.9 dCi	96	11.08					
	2.0	103	02.09					
	2.0 dCi	110	10.10					
	2.0 dCi	110	07.12					
	2.0 dCi	118	04.09					
	2.0 TCe	132	11.08					
	2.0 TCe	140	06.12					
2.0 TCe 220	162	11.13						















RENAULT MEGANE III CC (EZO_) (10-)

	1.2 TCe	97	04.13	13.0460-7266.2	607266		24538 17,9 +	ATE
	1.4 16V	96	06.10	13.0470-7266.2	LD7266		24538 17,9 +	ATE
	1.5 dCi	78	06.10					
	1.5 dCi	81	06.10					
	1.6 16V	81	06.10					
	1.6 16V Bio-Petrol	81	06.10					
	1.6 dCi	96	04.11					
	1.9 dCi	96	06.10					
	2.0 16V	103	06.10					
	2.0 dCi	118	06.10	13.0460-7249.2	607249		24709 18,6 +	ATE
2.0 TCe	132	06.10	13.0470-7249.2	LD7249		24709 18,6 +	ATE	
	1.2 TCe	97	04.13	24.0124-0221.1	424221		280 24,0 21,8 V L +S +B	
	1.4 16V	96	06.10					
	1.5 dCi	78	06.10					
	1.5 dCi	81	06.10					
	1.6 16V	81	06.10					
	1.6 16V Bio-Petrol	81	06.10					
	1.6 dCi	96	04.11					
	1.9 dCi	96	06.10					
	2.0 16V	103	06.10					
	2.0 dCi	118	06.10	24.0126-0158.1	426158		296 26,0 23,4 V L +S +B	
2.0 TCe	132	06.10						
	1.2 TCe	97	04.13	13.0460-2740.2	602740	- elektrische Feststellbremse ¹⁾	23554 17,2 /Zub/S	LUC
	1.4 16V	96	06.10	13.0470-2740.2	LD2740	- elektrische Feststellbremse ¹⁾	23554 17,2 /Zub/S	LUC
	1.5 dCi	78	06.10			- elektrische Feststellbremse ¹⁾		
	1.5 dCi	81	06.10			- elektrische Feststellbremse ¹⁾		
	1.6 16V	81	06.10			- elektrische Feststellbremse ¹⁾		
	1.6 16V Bio-Petrol	81	06.10			- elektrische Feststellbremse ¹⁾		
	1.9 dCi	96	06.10			- elektrische Feststellbremse ¹⁾		
	2.0 16V	103	06.10			- elektrische Feststellbremse ¹⁾		
	2.0 dCi	118	06.10			- elektrische Feststellbremse ¹⁾		
	2.0 TCe	132	06.10			- elektrische Feststellbremse ¹⁾		
	1.2 TCe	97	04.13	13.0460-2756.2	602756	+ elektrische Feststellbremse ²⁾	24820 16,1 /Zub/S	LUC
	1.4 16V	96	06.10			+ elektrische Feststellbremse ²⁾		
	1.5 dCi	78	06.10			+ elektrische Feststellbremse ²⁾		
	1.5 dCi	81	06.10			+ elektrische Feststellbremse ²⁾		
	1.6 16V	81	06.10			+ elektrische Feststellbremse ²⁾		
	1.6 16V	81	06.10			+ elektrische Feststellbremse ²⁾		

¹⁾ - electric parking brake / - freno a mano elettrico / - frein à main électrique / - freno de mano eléctrico

²⁾ + electric parking brake / + freno a mano elettrico / + frein à main électrique / + freno de mano eléctrico

³⁾ with bearing/ with sensor ring / con supporto/+ anell.sens.ABS / avec palier de secours ABS / con apoyo/+ anillo sensor ABS

								
RENAULT MEGANE III Coupe (DZO_) (08-)								
	1.6 dCi	96	04.11		13.0460-2756.2	602756	+ elektrische Feststellbremse ¹⁾	24820 16,1 /Zub/S LUC
	1.9 dCi	96	11.08					
	2.0 16V	103	05.09					
	2.0 dCi	110	04.09					
	2.0 dCi	118	04.09					
	2.0 TCe	132	11.08					
	2.0 TCe	140	06.12					
	2.0 TCe 220	162	11.13					
2.0 R.S. TCe 265	195	08.11		13.0460-2753.2	602753	- elektrische Feststellbremse ²⁾	23554 16,0 /Zub/S LUC	
2.0 TCe 250	184	05.09						
	1.2 TCe	85	03.12		24.0108-0116.2	408116	mit Lager/ mit Sensorring ³⁾	260 8,0 7,0 +B
	1.2 TCe	97	01.13					
	1.4 16V	96	04.09					
	1.5 dCi	63	11.08					
	1.5 dCi	66	11.08					
	1.5 dCi	78	11.08					
	1.5 dCi	81	02.09					
	1.6 16V	74	11.08					
	1.6 16V	81	11.08					
	1.6 16V Bifuel	81	11.08					
	1.6 dCi	96	04.11					
	1.9 dCi	96	11.08					
	2.0 16V	103	05.09					
	2.0 dCi	110	04.09					
	2.0 dCi	118	04.09					
	2.0 dCi	120	07.12					
	2.0 TCe	132	11.08					
	2.0 TCe	140	06.12					
	2.0 TCe 220	162	11.13					
	RENAULT MEGANE III Grandtour (KZ_) (08-)							
	1.2 TCe	85	03.12		13.0460-7266.2	607266		24538 17,9 + ATE
	1.2 TCe	97	01.13		13.0470-7266.2	LD7266		24538 17,9 + ATE
	1.4 16V	96	05.09					
	1.5 dCi	63	08.09					
	1.5 dCi	66	05.09					
	1.5 dCi	70	11.13					
	1.5 dCi	78	05.09					
	1.5 dCi	81	02.09					
	1.6 16V	74	05.09					
	1.6 16V	81	05.09					
	1.6 16V Bifuel	81	11.08					
	1.6 dCi	96	04.11					
	1.9 dCi	96	05.09					
2.0 16V	103	05.09						
2.0 dCi	110	08.09		13.0460-7249.2	607249		24709 18,6 + ATE	
2.0 dCi	118	04.09		13.0470-7249.2	LD7249		24709 18,6 + ATE	
2.0 dCi	120	07.12						
2.0 TCe	132	05.09						
2.0 TCe	140	09.12						
2.0 TCe	162	09.12						
	1.2 TCe	85	03.12		24.0124-0221.1	424221		280 24,0 21,8 V L +S +B
	1.2 TCe	97	01.13					
	1.4 16V	96	05.09					
	1.5 dCi	63	08.09					
	1.5 dCi	66	05.09					
	1.5 dCi	70	11.13					
	1.5 dCi	78	05.09					
	1.5 dCi	81	02.09					
	1.6 16V	74	05.09					
	1.6 16V	81	05.09					
	1.6 16V Bifuel	81	11.08					
	1.6 dCi	96	04.11					
	1.9 dCi	96	05.09					
2.0 16V	103	05.09						
2.0 dCi	110	08.09		24.0126-0158.1	426158		296 26,0 23,4 V L +S +B	
2.0 dCi	118	04.09						
2.0 dCi	120	07.12						
2.0 TCe	132	05.09						
2.0 TCe	140	09.12						
2.0 TCe	162	09.12						
	1.2 TCe	85	03.12		13.0460-2740.2	602740	- elektrische Feststellbremse ²⁾	23554 17,2 /Zub/S LUC
	1.2 TCe	97	01.13		13.0470-2740.2	LD2740	- elektrische Feststellbremse ²⁾	23554 17,2 /Zub/S LUC
	1.4 16V	96	05.09					
	1.5 dCi	63	08.09					
	1.5 dCi	66	05.09					
	1.5 dCi	70	11.13					
	1.5 dCi	78	05.09					
	1.5 dCi	81	02.09					
	1.6 16V	74	05.09					
	1.6 16V	81	05.09					
	1.6 16V Bifuel	81	11.08					
	1.6 dCi	96	04.11					
	1.9 dCi	96	05.09					
2.0 16V	103	05.09						
2.0 dCi	110	08.09						
2.0 dCi	118	04.09						

¹⁾ + electric parking brake / + freno a mano elettrico / + frein à main électrique / + freno de mano eléctrico

²⁾ - electric parking brake / - freno a mano elettrico / - frein à main électrique / - freno de mano eléctrico

³⁾ with bearing/ with sensor ring / con supporto/+ anell.sens.ABS / avec palier de secours ABS / con apoyo/+ anillo sensor ABS

RENAULT MEGANE III Grandtour (KZ_) (08-)											
	2.0 TCe	132		05.09		13.0460-2740.2	602740		- elektrische Feststellbremse ¹⁾	23554 17,2 /Zub/S	LUC
	2.0 TCe	140		09.12		13.0470-2740.2	LD2740		- elektrische Feststellbremse ¹⁾	23554 17,2 /Zub/S	LUC
	2.0 TCe	162		09.12							
	1.2 TCe	85		03.12		13.0460-2756.2	602756		+ elektrische Feststellbremse ²⁾	24820 16,1 /Zub/S	LUC
	1.4 16V	96		05.09							
	1.5 dCi	63		08.09							
	1.5 dCi	66		05.09							
	1.5 dCi	70		11.13							
	1.5 dCi	78		05.09							
	1.5 dCi	81		02.09							
	1.6 16V	74		05.09							
	1.6 16V	81		05.09							
	1.6 16V Bifuel	81		11.08							
	1.6 dCi	96		04.11							
	1.9 dCi	96		05.09							
	2.0 16V	103		05.09							
	2.0 dCi	110		08.09							
	2.0 dCi	118		04.09							
	2.0 dCi	120		07.12							
	2.0 TCe	132		05.09							
2.0 TCe	140		09.12								
2.0 TCe	162		09.12								
	1.2 TCe	85		03.12		24.0108-0116.2	408116		mit Lager/ mit Sensorring ³⁾	260 8,0 7,0 +B	
	1.2 TCe	97		01.13							
	1.4 16V	96		05.09							
	1.5 dCi	63		08.09							
	1.5 dCi	66		05.09							
	1.5 dCi	70		11.13							
	1.5 dCi	78		05.09							
	1.5 dCi	81		02.09							
	1.6 16V	74		05.09							
	1.6 16V	81		05.09							
	1.6 16V Bifuel	81		11.08							
	1.6 dCi	96		04.11							
	1.9 dCi	96		05.09							
	2.0 16V	103		05.09							
	2.0 dCi	110		08.09							
	2.0 dCi	118		04.09							
	2.0 dCi	120		07.12							
	2.0 TCe	132		05.09							
	2.0 TCe	140		06.12							
	2.0 TCe	162		09.12							
RENAULT MEGANE SCENIC (JA_) (96-99)											
	1.4 i	51		11.96	09.98	13.0460-2834.2	602834			21463 18,0 /WK/S	LUC
	1.6 e	66		11.96	09.98				+ Schaltgetriebe ⁴⁾		
	1.6 i	55		11.96	09.98						
	1.4 i	51		10.98	09.99	13.0460-2983.2	602983			21388 18,0 +/WK/S	LUC
	1.6 16V	79		04.98	03.99						
	1.6 e	66		11.96	12.98				+ Automatikgetriebe ⁵⁾		
	1.6 e	66		10.98	12.98				+ Schaltgetriebe ⁴⁾		
	1.6 i	55		10.98	09.99						
	1.9 D (FAOJ)	47		11.96	09.98						
	1.9 D (FAOY)	47		11.96	09.99						
	1.9 D (JAOY)	47		11.96	09.99						
	1.9 dT	66		11.96	12.97						
	1.9 dTi (FAON)	72		03.98	09.99						
1.9 dTi (JAON)	72		04.97	09.98							
2.0 i	84		11.96	09.99							
1.6 16V	79		04.99	09.99	13.0460-2895.2	602895			23172 18,0 /WE/Zub/S	LUC	
1.6 e	66		01.99	09.99	13.0460-0262.2	610262			Belagsatz-Zubehör	LUC	
1.6 e	66		01.99	09.99				+ Automatikgetriebe ⁵⁾			
1.9 D (FAOJ)	47		10.98	09.99				+ Schaltgetriebe ⁴⁾			
1.9 D (JAOJ)	47		11.96	09.99							
1.9 dTi (JAON)	72		10.98	09.99							
	1.4 i	51		11.96	09.98	24.0121-0106.1	421106			259 20,6 17,7 V +S +B	
	1.6 e	66		11.96	09.98				+ Schaltgetriebe ⁴⁾		
	1.6 i	55		11.96	09.98						
	1.6 16V	79		04.98	09.98	24.0122-0148.1	422148			262 22,0 19,8 V L +S +B	
	1.6 e	66		11.96	09.98				+ Automatikgetriebe ⁵⁾		
	1.9 D (FAOJ)	47		11.96	09.98						
	1.9 D (JAOJ)	47		11.96	09.98						
	1.9 D (FAOY)	47		11.96	09.98						
	1.9 D (JAOY)	47		11.96	09.99						
	1.9 dT	66		11.96	12.97						
	1.9 dTi (FAON)	72		03.98	09.98						
	1.9 dTi (JAON)	72		04.97	09.98						
	2.0 i	84		11.96	09.98						
	1.4 i	51		10.98	09.99	24.0124-0158.1	424158			280 24,0 21,8 V L +S +B	
	1.6 16V	79		10.98	09.99	24.0324-0158.1	524158			280 24,0 21,8 V L +S +B PD	
	1.6 e	66		10.98	09.99						
	1.6 i	55		10.98	09.99						
	1.9 D (FAOJ)	47		10.98	09.99						
	1.9 D (JAOJ)	47		10.98	09.99						
	1.9 D (FAOY)	47		10.98	09.99						
1.9 dTi (FAON)	72		10.98	09.99							

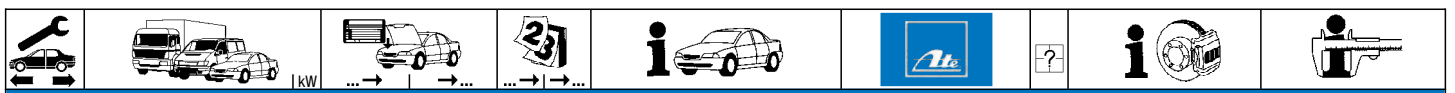
¹⁾ - electric parking brake / - freno a mano elettrico / - frein à main électrique / - freno de mano eléctrico

²⁾ + electric parking brake / + freno a mano elettrico / + frein à main électrique / + freno de mano eléctrico

³⁾ with bearing/ with sensor ring / con supporto/+ anell.sens.ABS / avec palier de secours ABS / con apoyo/+ anillo sensor ABS

⁴⁾ + manual transmission / + scatola cambio velocità / + transmission mécanique / + cambio de velocidad

⁵⁾ + autom.transmission / + scatola cambio automatico / + transmission automatique / + cambio automático



RENAULT MEGANE SCENIC (JA_) (96-99)

	1.9 dTi (JAON) 2.0 i	72 84		10.98 10.98	09.99 09.99	24.0124-0158.1 24.0324-0158.1	424158 524158		280 24,0 21,8 V L +S +B 280 24,0 21,8 V L +S +B PD
	1.4 i 1.6 16V 1.6 e 1.6 e 1.6 i 1.9 D (F/JAOJ) 1.9 D (FAOY) 1.9 dTi (F/JAON) 2.0 i	51 79 66 66 55 47 47 72 84		11.96 04.98 07.98 11.96 11.96 07.98 07.98 07.98 07.98	09.99 09.99 09.99 09.99 09.99 09.99 09.99 09.99 09.99		360145	2	Radsensor L=625
	1.6 e 1.9 D (F/JAOJ) 1.9 D (FAOY) 1.9 D (JAOY) 1.9 dT 1.9 dTi (F/JAON)	66 47 47 47 66 72		11.96 11.96 11.96 11.96 11.96 04.97	06.98 06.98 06.98 09.99 12.97 06.98	24.0751-1101.1	360166		Radsensor L=645
	1.6 16V 1.9 dTi (JAON)	79 72		04.98 04.97	09.99 09.99	13.0460-2845.2 13.0470-2845.2 13.0460-0077.2	602845 LD2845 610077		23554 16,4 /Zub/S 23554 16,4 /Zub/S Belagsatz-Zubehör
	1.6 16V 1.9 dTi (JAON)	79 72		04.98 04.97	09.99 09.99	24.0111-0166.2	411166	mit Lager/ mit Sensorring ³⁾	274 10,9 9,5 +B
	1.4 i 1.6 16V 1.6 e 1.6 i 1.9 D 1.9 dT 1.9 dTi (F/JAON) 2.0 i	51 79 66 55 47 66 72 84		11.96 04.98 11.96 11.96 11.96 11.96 04.97 11.96	09.99 09.99 09.99 09.99 09.99 12.97 09.99 09.99	24.0721-1943.1	360153		Radsensor L=615
	1.4 i 1.6 16V 1.6 e 1.6 i 1.9 D (F/JAOJ) 1.9 dT 1.9 dTi (F/JAON) 2.0 i	51 79 66 55 47 66 72 84		11.96 04.98 11.96 11.96 11.96 11.96 04.97 11.96	09.99 09.99 09.99 09.99 09.99 09.99 09.99 09.99	03.0137-0336.2 03.0137-9220.2	650336 669220		229 x 42 HEB Bremsbacken-Zubehör
	1.4 i 1.6 16V 1.6 e 1.6 i 1.9 D (F/JAOJ) 1.9 dT 1.9 dTi (F/JAON) 2.0 i	51 79 66 55 47 66 72 84		11.96 04.98 11.96 11.96 11.96 11.96 04.97 11.96	09.99 09.99 09.99 09.99 09.99 09.99 09.99 09.99	24.0222-8019.2	480087		229/229,5 x 52,5
	1.4 i 1.6 16V 1.6 e 1.6 i 1.9 D (F/JAOJ) 1.9 dT 1.9 dTi (F/JAON) 2.0 i	51 79 66 55 47 66 72 84		11.96 04.98 11.96 11.96 11.96 11.96 04.97 11.96	09.99 09.99 09.99 09.99 09.99 09.99 09.99 09.99	03.0520-5520.3	695520		20,64/229x42 TopKit

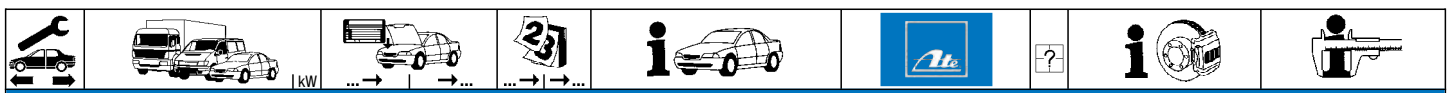
RENAULT MODUS/GRAND MODUS (JPO_) (04-13)

	1.2 1.2 1.2 16V 1.2 16V 1.2 16V 1.2 16V Hi-Flex 1.4 16V 1.5 dCi 1.5 dCi 1.5 dCi 1.5 dCi 1.5 dCi 1.5 dCi 1.5 dCi 1.5 dCi 75 1.5 dCi 90 1.6 16V 1.6 16V	58 76 48 55 74 55 72 48 50 60 63 76 78 55 65 65 82		12.04 04.11 05.05 08.04 05.07 10.08 08.04 12.04 08.04 09.04 08.04 08.04 05.07 05.05 10.10 10.10 08.04 08.04	06.13 06.13 06.13 06.13 06.13 06.13 06.13 06.13 06.13 06.13 06.13 06.13 06.13 06.13 06.13 06.13 06.13 06.13	13.0460-2709.2 13.0470-2709.2	602709 LD2709		23973 17,4 /Zub/S 23973 17,4 /Zub/S
	1.2 1.2 1.2 16V 1.2 16V 1.2 16V 1.2 16V Hi-Flex 1.4 16V 1.5 dCi 1.5 dCi 1.5 dCi 1.5 dCi	58 76 48 55 74 55 72 48 50 60 63		12.04 04.11 05.05 08.04 05.07 10.08 08.04 12.04 08.04 09.04 08.04	06.13 06.13 06.13 06.13 06.13 06.13 06.13 06.13 06.13 06.13 06.13 06.13	24.0122-0216.1	422216		260 22,0 19,8 V L +S +B

¹⁾ + autom.transmission / + scatola cambio automatico / + transmission automatique / + cambio automático

²⁾ + manual transmission / + scatola cambio velocità / + transmission mécanique / + cambio de velocidad

³⁾ with bearing/ with sensor ring / con supporto/+ anell.sens.ABS / avec palier de secours ABS / con apoyo/+ anillo sensor ABS



RENAULT MODUS/GRAND MODUS (JPO_) (04-13)

	1.5 dCi	76		05.07	06.13	24.0122-0216.1	422216		260 22,0 19,8 V L +S +B
	1.5 dCi	78		05.05	06.13				
	1.5 dCi 75	55		10.10	06.13				
	1.5 dCi 90	65		10.10	06.13				
	1.6 16V	65		08.04	06.13				
	1.6 16V	82		08.04	06.13				
	1.2	58		12.04	06.13	13.0460-2845.2	602845		23554 16,4 /Zub/S LUC
	1.2	76		04.11	06.13	13.0470-2845.2	LD2845		23554 16,4 /Zub/S LUC
	1.2 16V	48		05.05	06.13 + ESP				
	1.2 16V	55		08.04	06.13 + ESP				
	1.2 16V	74		05.07	06.13 + ESP				
	1.2 16V Hi-Flex	55		10.08	06.13 + ESP				
	1.4 16V	72		08.04	06.13				
	1.5 dCi	48		12.04	06.13 + ESP				
	1.5 dCi	50		08.04	06.13 + ESP				
	1.5 dCi	60		09.04	06.13 + ESP				
	1.5 dCi	63		08.04	06.13				
	1.5 dCi	76		05.07	06.13				
	1.5 dCi	78		05.05	06.13				
	1.5 dCi 75	55		10.10	06.13 + ESP				
	1.5 dCi 90	65		10.10	06.13 + ESP				
	1.6 16V	65		08.04	06.13				
	1.6 16V	82		08.04	06.13				
	1.2	58		12.04	06.13	24.0108-0114.2	408114	mit Lager/ mit Sensorring 1)	240 8,0 7,0 +B
	1.2 16V	48		05.05	06.13 + ESP				
	1.2 16V	55		08.04	06.13 + ESP				
	1.2 16V	74		05.07	06.13 + ESP				
	1.2 16V Hi-Flex	55		10.08	06.13 + ESP				
	1.4 16V	72		08.04	06.13				
	1.5 dCi	48		12.04	06.13 + ESP				
	1.5 dCi	50		08.04	06.13 + ESP				
	1.5 dCi	60		09.04	06.13 + ESP				
	1.5 dCi	63		08.04	06.13				
	1.5 dCi	76		05.07	06.13				
	1.5 dCi	78		05.05	06.13				
	1.5 dCi 75	55		10.10	06.13 + ESP				
	1.5 dCi 90	65		10.10	06.13 + ESP				
	1.6 16V	65		08.04	06.13				
	1.6 16V	82		08.04	06.13				
	1.2 16V	48		05.05	06.13 - ESP	03.0137-0454.2	650454		203 x 38 HEB
	1.2 16V	55		08.04	06.13 - ESP	03.0137-9280.2	669280		Bremsbacken-Zubehör
	1.2 16V Hi-Flex	55		10.08	06.13 - ESP				
	1.5 dCi	48		12.04	06.13 - ESP				
	1.5 dCi	50		08.04	06.13 - ESP				
	1.5 dCi	60		09.05	06.13 - ESP				
	1.5 dCi	63		12.04	06.13 - ESP				
	1.5 dCi 75	55		10.10	06.13 - ESP				
	1.5 dCi 90	65		10.10	06.13 - ESP				
	1.2 16V	48		05.05	06.13 - ESP	24.0220-3033.1	480195	ohne Sensorring 2)	203/204,5 x 50,5
	1.2 16V	55		08.04	06.13 - ESP				
	1.2 16V Hi-Flex	55		10.08	06.13 - ESP				
	1.5 dCi	48		12.04	06.13 - ESP				
	1.5 dCi	50		08.04	06.13 - ESP				
	1.5 dCi	60		09.05	06.13 - ESP				
	1.5 dCi	63		12.04	06.13 - ESP				
	1.5 dCi 75	55		10.10	06.13 - ESP				
	1.5 dCi 90	65		10.10	06.13 - ESP				
	1.2 16V	48		05.05	06.13 - ESP	03.0520-6419.3	696419		19,05/203x38 TopKit AP
	1.2 16V	55		08.04	06.13 - ESP				
	1.2 16V Hi-Flex	55		10.08	06.13 - ESP				
	1.5 dCi	48		12.04	06.13 - ESP				
	1.5 dCi	50		08.04	06.13 - ESP				
	1.5 dCi	60		09.05	06.13 - ESP				
	1.5 dCi	63		12.04	06.13 - ESP				
	1.5 dCi 75	55		10.10	06.13 - ESP				
	1.5 dCi 90	65		10.10	06.13 - ESP				

RENAULT R19 (3/5-türig) (B53/C53/S53_) (88-95)

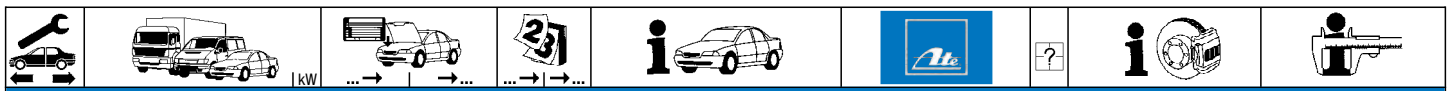
	1.2	40		09.88	12.95	13.0460-3911.2	603911		20905 18,0 +/WK BDX
	1.4	43		09.88	12.95	13.0460-2834.2	602834		21463 18,0 /WK/S LUC
	1.4 (B/C535)	55		09.94	12.95	13.0460-0411.2	610411		Belagsatz-Zubehör BDX
	1.7 (B/C536/E)			09.88	12.95				
	1.9 D (B/C/S53I)	47		05.92	12.95				
	1.9 D (B/C534/J)	47		09.88	12.95 - ABS				
	1.9 D (B/C534/J)	47		10.91	12.95 + ABS				
	1.9 D (S534/J)	47		09.88	12.95				
	1.4 (B/C53A)	59		09.90	12.95	13.0460-3911.2	603911		20905 18,0 +/WK BDX
	1.7 (B/C53B)	54		09.88	12.95	13.0460-0411.2	610411		Belagsatz-Zubehör BDX
	1.4 (B/C53A)	59		09.90	12.95 - ABS	13.0460-2834.2	602834		21463 18,0 /WK/S LUC
	1.4 (B/C53A)	59		09.90	12.94 + ABS/ + Automatikgetriebe 3)				
	1.4 (B/C53A)	59		09.90	12.95 + Schaltgetriebe 4)				
	1.7 (B/C53B)	54		09.88	12.95 - ABS				
	1.7 (B/C53B)	54		09.88	12.94 + ABS/ + Automatikgetriebe 3)				
	1.7 (B/C53B)	54		09.88	12.95 + Schaltgetriebe 4)				
	1.7 (B/C53M)	54		09.88	12.95				
	1.4 (B/C53A)	59		01.95	12.95 + ABS/ + Automatikgetriebe 3)	13.0460-2834.2	602834		21463 18,0 /WK/S LUC

1) with bearing/ with sensor ring / con supporto/+ anell.sens.ABS / avec palier de secours ABS / con apoyo/+ anillo sensor ABS

2) without sensor ring / senza sensori / sans secours ABS / sin anillo sensor ABS

3) + ABS/ + autom.transmission / + ABS/ + scatola cambio autom. / + ABS/ + transmission automatique / + ABS/ + cambio automático

4) + manual transmission / + scatola cambio velocità / + transmission mécanique / + cambio de velocidad



RENAULT R19 (3/5-türig) (B53/C53/S53_) (88-95)

	1.7 (B/C533)	54	09.88	12.95	13.0460-2834.2	602834		21463	18,0 /WK/S	LUC
	1.7 (B/C53B)	54	01.95	12.95						
	1.7 (B/C53C/F)		09.88	12.95						
	1.8	65	05.92	12.95						
	1.8	66	09.94	12.95						
	1.8 (B/C538)		10.91	12.95						
	1.8 16V	99	09.88	12.95						
	1.9 D (B/C534/J)	47	09.88	09.91						
	1.9 dT	66	09.90	12.95						
	1.9 dT (B/C53T)	66	05.92	12.95						
	1.2	40	09.88	12.95	24.0112-0116.1	412116		238	12,0 10,5 +S +B	
	1.4	43	09.88	12.95						
	1.4 (B/C535)	55	09.94	12.95						
	1.4 (B/C53A)	59	09.90	12.95						
	1.4 (B/C53A)	59	09.90	12.94						
	1.4 (B/C53A)	59	09.90	12.95						
	1.7 (B/C536/E)		09.88	12.95						
	1.7 (B/C53B)	54	09.88	12.95						
	1.7 (B/C53B)	54	09.88	12.94						
	1.7 (B/C53B)	54	09.88	12.95						
	1.9 D (B/C/S53I)	47	05.92	12.95						
	1.9 D (B/C534/J)	47	09.88	12.95						
	1.9 D (B/C534/J)	47	10.91	12.95						
	1.9 D (S534/J)	47	09.88	12.95						
	1.7 (B/C533)	54	09.88	12.95	24.0120-0125.1	420125		238	20,1 17,7 V +S +B	
	1.7 (B/C533)	54	09.88	12.94						
	1.7 (B/C533)	54	09.88	12.95						
	1.7 (B/C53C)	66	09.88	12.95						
	1.7 (B/C53C)	66	09.88	12.94						
	1.7 (B/C53C)	66	09.88	12.95						
	1.7 (B/C53F)		09.90	12.95						
	1.7 (B/C53M)	54	09.88	12.95						
	1.8 (353/535F)	79	09.94	12.94						
	1.8 (353/553F)	66	09.94	12.95						
	1.8 (B/C53V)	66	09.94	12.95						
	1.8 (B/C53V)	66	09.94	12.94						
	1.8 (B/C53Y)	65	05.92	12.95						
	1.8 4x4 (B/C53Y)	65	05.92	12.95						
	1.8 4x4 (B/C53Y)	65	05.92	12.94						
	1.9 D (B/C534/J)	47	09.88	09.91						
	1.9 dT (B/C53K)	66	09.90	12.95						
	1.9 dT (B/C53K)	66	09.90	12.94						
	1.9 dT (B/C53T)	66	05.92	12.95						
	1.9 dT (S53K)	66	04.91	12.95						
	1.4 (B/C53A)	59	01.95	12.95	24.0121-0106.1	421106		259	20,6 17,7 V +S +B	
	1.7 (B/C533)	54	01.95	12.95						
	1.7 (B/C53C)	66	01.95	12.95						
	1.8 (353/553F)	66	01.95	12.95						
	1.8 (353A/C/D)	66	09.94	12.95						
	1.8 (553A/C/D/H)	66	09.94	12.95						
	1.8 (B/C/538)		10.91	12.95						
	1.8 (B/C/53V)	66	01.95	12.95						
	1.8 16V	99	09.88	12.95						
	1.8 4x4 (B/C53Y)	65	01.95	12.95						
	1.9 dT (B/C53K)	66	01.95	12.95						
	1.9 dT (B/C53T)	66	01.95	12.95						
	1.4 (B/C535)	55	09.94	12.95	13.0460-3822.2	603822		21597	11,0 +/S	BDX
	1.7	54	09.88	12.95						
	1.7	66	09.88	12.95						
	1.7	79	05.92	09.94						
	1.8	65	05.92	12.95						
	1.8	66	09.94	12.95						
	1.8	79	09.94	12.95						
	1.8	81	10.91	12.95						
	1.8 16V	99	09.88	12.95						
	1.9 D	47	09.88	12.95						
	1.9 dT	66	09.90	12.95						
	1.4 (B/C535)	55	09.94	12.95	24.0108-0108.1	408108		238	8,0 7,0 +B	
	1.7	79	05.92	09.94						
	1.7 (B/C533)	54	09.88	12.95						
	1.7 (B/C53F)		06.89	12.95						
	1.7 (B/C53M)	54	09.88	12.95						
	1.7 (C53C/F)		09.88	12.95						
	1.8	79	09.94	12.95						
	1.8	81	10.91	12.95						
	1.8 (353/553F)	66	11.94	12.95						
	1.8 (B/C53V)	66	09.94	12.95						
	1.8 (B/C53Y)	65	05.92	12.95						
	1.8 (B553A/C/D)	66	09.94	12.95						
	1.8 (C353A/C/D)	66	09.94	12.95						
	1.8 16V (B/C539)	99	09.88	12.95						
	1.8 16V (B/C53D)	99	06.89	12.95						
	1.8 16V (B/C53D)	99	05.93	12.95						
	1.9 D (B/C534)	47	09.88	12.95						
	1.9 D (B/C53I/J)	47	09.90	12.95						
	1.9 dT (B/C53K)	66	09.90	12.95						

¹⁾ + ABS/ + autom.transmission / + ABS/ + scatola cambio autom. / + ABS/ + transmission automatique / + ABS/ + cambio automático






²⁾ - ABS/ + autom.transmission / - ABS/ + scatola cambio autom. / - ABS/ + transmission automatique / - ABS/ + cambio automático

³⁾ + manual transmission / + scatola cambio velocità / + transmission mécanique / + cambio de velocidad

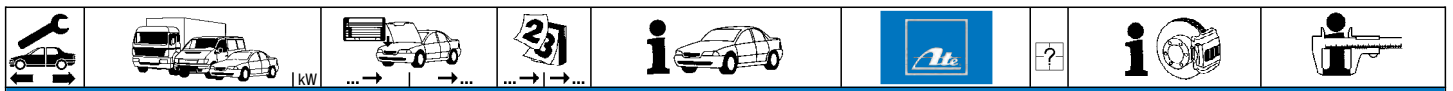
⁴⁾ + ABS/ + manual transm. / + ABS/+ scatola camb.velocità / + ABS/ + transmission mécanique / + ABS/ + cambio de velocidad

⁵⁾ without sensor ring / senza sensori / sans secours ABS / sin anillo sensor ABS

⁶⁾ + air conditioning / + aria condizionata / + air conditionné / + aire acondicionado

RENAULT R19 (3/5-türig) (B53/C53/S53_) (88-95)											
	1.9 dT (B/C53T)	66		05.92	12.95	+ ABS		24.0108-0108.1	408108	ohne Sensorring ¹⁾	238 8,0 7,0 +B
	1.2	40		09.88	12.95			03.0137-0209.2	650209		180 x 42 BDX
	1.4	43		09.88	12.95			03.0137-9086.2	669086		Bremsbacken-Zubehör BDX
	1.4	59		09.94	12.95	- ABS		03.0137-0201.2	650201		180 x 41 HEB LUC
	1.4 (B/C535)	55		09.94	12.95	- ABS		03.0137-9056.2	669056		Bremsbacken-Zubehör LUC
	1.7	54		09.88	12.95	- ABS					
	1.7 (B/C53C/F)			09.88	12.95	- ABS					
	1.8	65		05.92	12.95	- ABS					
	1.8 (353/535/A/F)	66		09.94	12.95	- ABS					
	1.8 (B/C53V)	66		09.94	12.95	- ABS					
	1.9 D (B/C534/I/J)	47		09.88	12.95	- ABS					
	1.9 D (S534/I/J)	47		09.88	12.95						
	1.9 dT (B/C53K)	66		09.90	04.92	- ABS					
	1.9 dT (S53K)	66		04.91	12.95						
	1.7 (B/C53F)			09.90	12.95	- ABS		03.0137-0211.2	650211		203 x 39 BDX
	1.8 (353C/D)			09.94	12.95	- ABS		03.0137-9125.2	669125		Bremsbacken-Zubehör BDX
	1.8 (553C/D/H)			09.94	12.95	- ABS					
	1.8 (B/C538)			10.91	12.95	- ABS					
	1.9 dT (B/C53K)	66		05.92	12.95	- ABS					
	1.9 dT (B/C53T)	66		05.92	12.95	- ABS					
	1.2	40		09.88	12.95			24.0218-0032.1	480118		180/181 x 53,5 - Lager
	1.4	43		09.88	12.95			24.0218-0732.2	480207		180/181 x 53,2 + Lager
	1.4	59		09.90	12.95	- ABS					
	1.4 (B/C535)	55		09.90	12.95	- ABS					
	1.7	54		09.88	12.95	- ABS					
	1.7 (B/C53C/F)			09.88	12.95	- ABS					
	1.8 (353/535A)	66		09.94	12.95	- ABS					
	1.8 (B/C53V)	66		09.94	12.95	- ABS					
	1.8 (B/C53Y)	65		05.92	12.95	- ABS					
	1.9 D (B/C534/I/J)	47		09.88	12.95	- ABS					
	1.9 D (S534/I/J)	47		09.88	12.95						
	1.9 dT (B/C53K)	66		09.90	04.92	- ABS					
	1.9 dT (S53K)	66		04.91	04.92						
	1.7 (B/C53F)			05.92	12.95	- ABS		24.0220-3021.1	480127		203/204,5 x 50,5 - Lager
	1.8 (B/C538)			10.91	12.95	- ABS					
	1.8 (B553C/D/F/H)	66		09.94	12.95	- ABS					
	1.8 (C353C/D/F)			09.94	12.95	- ABS					
	1.9 dT (B/C53K)	66		05.92	12.95	- ABS					
	1.9 dT (B/C53T)	66		05.92	12.95	- ABS					
	1.2	40		09.88	04.91			03.0520-2020.3	692020		20,64/180x42 TopKit BDX
	1.4	43		09.88	04.91						
	1.4	59		09.90	04.91	- ABS					
	1.7 (B/C533/536)	54		09.88	04.91	- ABS					
	1.7 (B/C53C/F)			09.88	04.91	- ABS					
	1.7 (B/C53E/M)	54		09.88	12.95						
	1.9 D (B/C534/J)	47		09.88	04.91	- ABS					
	1.9 D (S534)	47		09.88	04.91						
	1.9 dT (B/-53K)	66		09.90	04.91	- ABS					
	1.2	40		05.92	12.95			03.0520-2020.3	692020		20,64/180x42 TopKit BDX
	1.4	59		09.94	12.95	- ABS		03.0520-2920.3	692920		20,64/180x41 TopKit LUC
	1.4 (B/C535)	55		09.94	12.95	- ABS					
	1.8 (353/535/A/F)	66		09.94	12.95	- ABS					
	1.8 (B/C53V)	66		09.94	12.95	- ABS					
	1.8 (B/C53Y)	65		05.92	12.95	- ABS					
	1.9 D (B/C53I)	47		05.92	12.95	- ABS					
	1.9 D (S53I)	47		05.92	12.95						
	1.9 dT (-/C53K)	66		10.91	04.92	- ABS					
	1.2	40		09.88	12.95			03.0520-2920.3	692920		20,64/180x41 TopKit LUC
	1.4	43		09.88	12.95						
	1.7 (B/C533)	54		09.88	12.95	- ABS					
	1.7 (B/C53C/F)			09.88	12.95	- ABS					
	1.7 (B536)	54		09.88	12.95						
	1.9 D (B/C534/J)	47		09.88	12.95	- ABS					
	1.9 D (S534/J)	47		09.88	12.95						
	1.9 dT (B/C53K)	66		09.90	04.92	- ABS					
	1.7 (B/C53F)			09.90	12.95	- ABS		03.0520-1919.3	691919		19,05/203x39 TopKit BDX
	1.8 (353C/D)			09.94	12.95	- ABS					
	1.8 (553C/D/H)			09.94	12.95	- ABS					
	1.8 (B/C538)			10.91	12.95	- ABS					
	1.9 dT (B/C53K)	66		05.92	12.95	- ABS					
	1.9 dT (B/C53T)	66		05.92	12.95	- ABS					
RENAULT R19 CHAMADE (L53_) (89-95)											
	1.2	40		06.89	12.92			13.0460-3911.2	603911		20905 18,0 +/-WK BDX
	1.4			05.89	12.95			13.0460-2834.2	602834		21463 18,0 /WK/S LUC
	1.4	43		05.89	12.95			13.0460-0411.2	610411		Belagsatz-Zubehör BDX
	1.4 (L535)	55		09.94	12.95						
	1.7 (L536)	54		06.89	12.95						
	1.9 D (L534/J)	47		05.89	12.95	- ABS					
	1.9 D (L534/J)	47		10.91	12.95	+ ABS					
	1.9 D (L53I)	47		05.92	12.95						
	1.4 (L53A)			09.90	12.95			13.0460-3911.2	603911		20905 18,0 +/-WK BDX
	1.7 (L53B)	54		05.89	12.95			13.0460-0411.2	610411		Belagsatz-Zubehör BDX
	1.4 (L53A)			09.90	12.95	- ABS		13.0460-2834.2	602834		21463 18,0 /WK/S LUC

¹⁾ without sensor ring / senza sensori / sans secours ABS / sin anillo sensor ABS



RENAULT R19 CHAMADE (L53_) (89-95)

	1.4 (L53A)		09.90	12.95	+ ABS/ + Automatikgetriebe ¹⁾	13.0460-2834.2	602834		21463	18,0 /WK/S	LUC
	1.4 (L53A)		09.90	12.95	+ Schaltgetriebe ²⁾						
	1.7 (L533)	54	05.89	12.95							
	1.7 (L53B)	54	05.89	12.95	- ABS						
	1.7 (L53B)	54	05.89	12.95	+ ABS/ + Automatikgetriebe ¹⁾						
	1.7 (L53B)	54	05.89	12.95	+ Schaltgetriebe ²⁾						
	1.7 (L53C/F)		05.89	12.95							
	1.8	65	05.92	12.95							
	1.8	66	11.94	12.95							
	1.8	79	05.92	12.95							
	1.8 (L538)	81	05.92	12.95							
	1.8 16V	99	05.89	12.95							
	1.9 D (L534/J)	47	05.89	09.91	+ ABS						
	1.9 D (L53Z)	47	05.92	12.95							
	1.9 dT	66	04.91	12.95							
	1.9 TD (L53K)	68	09.90	04.92							
	1.2	40	06.89	12.92		24.0112-0116.1	412116			238	12,0 10,5 +S +B
	1.4	43	05.89	12.95							
	1.4 (L535)	55	09.94	12.95							
	1.4 (L53A)		09.90	12.95	+ Schaltgetriebe ²⁾						
	1.4 (L53A)		09.90	12.95	- ABS/ + Automatikgetriebe ³⁾						
	1.4 (L53A)		09.90	12.94	+ ABS/ + Automatikgetriebe ¹⁾						
	1.7 (L536)	54	06.89	12.95							
	1.7 (L53B)	54	05.89	12.95	+ Schaltgetriebe ²⁾						
	1.7 (L53B)	54	05.89	12.95	- ABS/ + Automatikgetriebe ³⁾						
	1.7 (L53B)	54	05.89	12.94	+ ABS/ + Automatikgetriebe ¹⁾						
	1.9 D (L534/J)	47	05.89	12.95	- ABS						
	1.9 D (L534/J)	47	10.91	12.95	+ ABS						
	1.9 D (L53I)	47	05.92	12.95							
	1.7 (L533)	54	05.89	12.95	+ Schaltgetriebe ²⁾	24.0120-0125.1	420125			238	20,1 17,7 V +S +B
	1.7 (L533)	54	05.89	12.95	- ABS/ + Automatikgetriebe ³⁾						
	1.7 (L533)	54	05.89	12.94	+ ABS/ + Automatikgetriebe ¹⁾						
	1.7 (L53C)	66	05.89	12.95	+ Schaltgetriebe ²⁾						
	1.7 (L53C)	66	05.89	12.95	- ABS/ + Automatikgetriebe ³⁾						
	1.7 (L53C)	66	05.89	12.94	+ ABS/ + Automatikgetriebe ¹⁾						
	1.8	65	05.92	12.95	+ Schaltgetriebe ²⁾						
	1.8	65	05.92	12.95	- ABS/ + Automatikgetriebe ³⁾						
	1.8	65	05.92	12.94	+ ABS/ + Automatikgetriebe ¹⁾						
	1.8 (L53V/453F)	66	09.94	12.95	- ABS						
	1.8 (L53V/453F)	66	09.94	12.94	+ ABS						
	1.9 D (L534/J)	47	05.89	09.91	+ ABS						
	1.9 D (L53Z)	47	05.92	12.95	- ABS						
	1.9 D (L53Z)	47	05.92	12.94	+ ABS						
	1.9 dT	66	04.91	12.95	- ABS						
	1.9 dT	66	04.91	12.94	+ ABS						
	1.9 TD (L53K)	68	09.90	04.92							
	1.4 (L53A)		01.95	12.95	+ ABS/ + Automatikgetriebe ¹⁾	24.0121-0106.1	421106			259	20,6 17,7 V +S +B
	1.7 (L533)	54	01.95	12.95	+ ABS/ + Automatikgetriebe ¹⁾						
	1.7 (L53C)	66	01.95	12.95	+ ABS/ + Automatikgetriebe ¹⁾						
	1.7 (L53F)	79	09.90	12.95							
	1.8	65	01.95	12.95	+ ABS/ + Automatikgetriebe ¹⁾						
	1.8	79	05.92	12.95							
	1.8 (L453A/C/D/H)	66	09.94	12.95							
	1.8 (L538)	81	05.92	12.95							
	1.8 (L53V/453F)	66	01.95	12.95	+ ABS						
	1.8 16V	99	05.89	12.95							
	1.9 D (L53Z)	47	01.95	12.95	+ ABS						
	1.9 dT	66	01.95	12.95	+ ABS						
	1.4	55	09.90	12.95	+ ABS	13.0460-3822.2	603822			21597	11,0 +/S
	1.7	54	05.89	12.95	+ ABS						
	1.7	66	05.89	12.95	+ ABS						
	1.8	65	07.91	12.95	+ ABS						
	1.8	66	09.94	12.95	+ ABS						
	1.8	79	05.92	12.95	+ ABS						
	1.8 (L538)	81	05.92	12.95	+ ABS						
	1.8 16V	99	05.89	12.95							
	1.9 D	47	05.89	12.95	+ ABS						
	1.9 dT	66	04.91	12.95	+ ABS						
	1.9 TD (L53K)	68	09.90	04.92							
	1.4	55	09.90	12.95	+ ABS	24.0108-0108.1	408108			238	8,0 7,0 +B
	1.7	54	05.89	12.95	+ ABS						
	1.7 (L53C)	66	05.89	12.95	+ ABS						
	1.7 (L53F)	79	09.90	12.95	+ ABS						
	1.8	65	05.92	12.95	+ ABS						
	1.8	79	05.92	12.95	+ ABS						
	1.8 (L453A/C/D)	66	09.94	12.95	+ ABS						
	1.8 (L538)	81	05.92	12.95	+ ABS						
	1.8 (L53V/453F)	66	09.94	12.95	+ ABS						
	1.8 16V (L539)	99	05.89	12.95							
	1.8 16V (L53D)	99	06.89	04.93	+ ABS						
	1.8 16V (L53D)	99	05.93	12.95	+ ABS/ + Klimaanlage ⁵⁾						
	1.9 D (L534)	47	05.89	12.95	+ ABS						
	1.9 D (L53I/J)	47	09.90	12.95	+ ABS						
	1.9 D (L53Z)	47	05.92	12.95	+ ABS						
	1.9 dT	66	04.91	12.95	+ ABS						
	1.9 TD (L53K)	68	09.90	04.92							

¹⁾ + ABS/ + autom.transmission / + ABS/ + scatola cambio autom. / + ABS/ + transmission automatique / + ABS/ + cambio automático

²⁾ + manual transmission / + scatola cambio velocità / + transmission mécanique / + cambio de velocidad

³⁾ - ABS/ + autom.transmission / - ABS/ + scatola cambio autom. / - ABS/ + transmission automatique / - ABS/ + cambio automático

⁴⁾ without sensor ring / senza sensori / sans secours ABS / sin anillo sensor ABS

⁵⁾ + ABS/ + air conditioning / + ABS/ + aria condizionata / + ABS/ + air conditionné / + ABS/ + aire acondicionado




















RENAULT R19 CHAMADE (L53_) (89-95)


















	1.2	40		06.89	12.92	03.0137-0209.2	650209		180 x 42	BDX	
	1.4			05.89	12.95	03.0137-9086.2	669086		Bremsbacken-Zubehör	BDX	
	1.4	43		05.89	12.95	03.0137-0201.2	650201		180 x 41 HEB	LUC	
	1.4	55		09.94	12.95	- ABS					
	1.7 (L533/536)	54		05.89	12.95	- ABS					
	1.7 (L53C)	66		05.89	12.95	- ABS					
	1.8	65		05.92	12.95	- ABS					
	1.8 (L53V/453A/F)	66		09.94	12.95	- ABS					
	1.9 D (L534/I/J)	47		05.89	12.95	- ABS					
	1.9 dT	66		04.91	04.92	- ABS					
	1.7 (L53F)	79		09.90	12.95	- ABS		03.0137-0211.2	650211	203 x 39	BDX
	1.8	79		05.92	12.95	- ABS		03.0137-9125.2	669125	Bremsbacken-Zubehör	BDX
	1.8 (453C/D/H)	66		09.94	12.95	- ABS					
	1.9 D (L53Z)	47		05.92	12.95	- ABS					
	1.9 dT	66		05.92	12.95	- ABS					
	1.2	40		06.89	12.92			24.0218-0032.1	480118	180/181 x 53,5 - Lager	
	1.4	43		05.89	12.95			24.0218-0732.2	480207	180/181 x 53,2 + Lager	
	1.4	43		05.89	12.95						
	1.4	55		09.94	12.95	- ABS					
	1.7	54		05.89	12.95	- ABS					
1.7 (L53C)	66		05.89	12.95	- ABS						
1.8	65		05.92	12.95	- ABS						
1.8 (L53V/453A/F)	66		09.94	12.95	- ABS						
1.9 D (L534/I/J)	47		05.89	12.95	- ABS						
1.9 dT	66		04.91	04.92	- ABS						
	1.7 (L53F)	79		09.90	12.95	- ABS		24.0220-3021.1	480127	203/204,5 x 50,5 - Lager	
	1.8	79		05.92	12.95	- ABS					
	1.8 (453C/D/H)	66		09.94	12.95	- ABS					
	1.9 D (L53Z)	47		05.92	12.95	- ABS					
	1.9 dT	66		05.92	12.95	- ABS					
	1.2	40		06.89	04.91			03.0520-2020.3	692020	20,64/180x42 TopKit	BDX
	1.4	43		05.89	04.91						
	1.4 (L537/53H)			05.89	04.91						
	1.4 (L53A)			09.90	04.91	- ABS					
	1.4 (L53P)	43		05.89	12.95						
1.7 (L533/536)	54		05.89	04.91	- ABS						
1.7 (L53C)	66		05.89	04.91	- ABS						
1.9 D (L534/J)	47		05.89	04.91	- ABS						
	1.4 (L535)	55		09.94	12.95	- ABS		03.0520-2020.3	692020	20,64/180x42 TopKit	BDX
	1.4 (L53G)			05.92	12.95			03.0520-2920.3	692920	20,64/180x41 TopKit	LUC
	1.8	65		05.92	12.95	- ABS					
	1.8 (L53V/453A/F)	66		09.94	12.95	- ABS					
	1.9 D (L53I)	47		05.92	12.95	- ABS					
	1.9 dT	66		04.91	04.92	- ABS					
	1.4	43		05.89	12.95			03.0520-2920.3	692920	20,64/180x41 TopKit	LUC
	1.4 (L537/53H)			05.89	12.95						
	1.4 (L53A)			09.90	12.95	- ABS					
	1.7	54		05.89	12.95	- ABS					
1.7 (L53C)	66		05.89	12.95	- ABS						
1.9 D (L534/J)	47		05.89	12.95	- ABS						
	1.7 (L53F)	79		09.90	12.95	- ABS		03.0520-1919.3	691919	19,05/203x39 TopKit	BDX
	1.8	79		05.92	12.95	- ABS					
	1.8 (453C/D/H)	66		09.94	12.95	- ABS					
	1.9 D (L53Z)	47		05.92	12.95	- ABS					
	1.9 dT	66		05.92	12.95	- ABS					

RENAULT R19 Cabriolet (D53_) (91-96)















	1.7			02.91	08.96	13.0460-2834.2	602834		21463 18,0 /WK/S	LUC	
	1.8	65		04.92	12.94						
	1.8	66		01.93	12.94						
	1.8	79		09.94	08.96						
	1.8 16V			02.91	03.95						
	1.7			02.91	08.96	- ABS/ + Automatikgetriebe ¹⁾		24.0120-0125.1	420125	238 20,1 17,7 V +S +B	
	1.7			02.91	12.94	+ ABS/ + Automatikgetriebe ²⁾					
	1.7			02.91	08.96	+ Schaltgetriebe ³⁾					
	1.8	65		04.92	12.94	- ABS/ + Automatikgetriebe ¹⁾					
	1.8	65		04.92	12.94	+ ABS/ + Automatikgetriebe ²⁾					
	1.8	65		04.92	12.94	+ Schaltgetriebe ³⁾					
	1.8 (853A)	66		01.93	08.96	- ABS					
	1.7			01.95	08.96	+ ABS/ + Automatikgetriebe ²⁾		24.0121-0106.1	421106	259 20,6 17,7 V +S +B	
	1.8	66		01.93	08.96	+ ABS					
	1.8 16V	79		09.94	08.96						
	1.7			02.91	08.96	+ ABS		13.0460-3822.2	603822	21597 11,0 +/-S	BDX
	1.8	65		04.92	12.95	+ ABS					
	1.8	66		01.93	08.96	+ ABS					
	1.8 (853F)	79		09.94	08.96	+ ABS					
	1.8 16V			02.91	03.95						
	1.7			02.91	08.96	+ ABS		24.0108-0108.1	408108	ohne Sensorring ⁴⁾	238 8,0 7,0 +B
	1.8	65		04.92	12.94	+ ABS					
	1.8	66		01.93	08.96	+ ABS					
	1.8 (853F)	79		09.94	08.96	+ ABS					
	1.8 16V			02.91	03.95						

1) - ABS/ + autom.transmission / - ABS/ + scatola cambio autom. / - ABS/ + transmission automatique / - ABS/ + cambio automático
2) + ABS/ + autom.transmission / + ABS/ + scatola cambio autom. / + ABS/ + transmission automatique / + ABS/ + cambio automático
3) + manual transmission / + scatola cambio velocità / + transmission mécanique / + cambio de velocidad
4) without sensor ring / senza sensori / sans secours ABS / sin anillo sensor ABS

										
RENAULT R19 Cabriolet (D53_) (91-96)										
	1.7			02.91	08.96	- ABS	03.0137-0209.2	650209	180 x 42	BDX
	1.8	65		04.92	12.94	- ABS	03.0137-9086.2	669086	Bremsbacken-Zubehör	BDX
	1.8	66		01.93	08.96	- ABS	03.0137-0201.2	650201	180 x 41 HEB	LUC
	1.8	79		09.94	08.96	- ABS	03.0137-9056.2	669056	Bremsbacken-Zubehör	LUC
	1.8	79		09.94	08.96	- ABS	03.0137-0211.2	650211	203 x 39	BDX
	1.8	79		09.94	08.96	- ABS	03.0137-9125.2	669125	Bremsbacken-Zubehör	BDX
	1.7			02.91	08.96	- ABS	24.0218-0032.1	480118	180/181 x 53,5 - Lager	
	1.8	65		04.92	12.94	- ABS	24.0218-0732.2	480207	180/181 x 53,2 + Lager	
	1.8	66		01.93	08.96	- ABS				
	1.8	79		09.94	08.96	- ABS	24.0220-3021.1	480127	203/204,5 x 50,5 - Lager	
	1.7			02.91	08.96	- ABS	03.0520-2020.3	692020	20,64/180x42 TopKit	BDX
	1.8	65		04.92	12.94	- ABS	03.0520-2920.3	692920	20,64/180x41 TopKit	LUC
	1.8	66		01.93	08.96	- ABS				
	1.8	79		09.94	08.96	- ABS	03.0520-1919.3	691919	19,05/203x39 TopKit	BDX
RENAULT R21 NEVADA (K48_) (86-95)										
	1.7 (K/S 481)	55		07.86	12.95		13.0460-3911.2	603911	20905 18,0 +WK	BDX
	1.7 i (K 48F)	54		07.86	12.95		13.0460-2834.2	602834	18,0 /WK/S	LUC
	1.9 D (K 48I)	47		04.92	12.95		13.0460-0411.2	610411	Belagsatz-Zubehör	BDX
	1.9 D (K/S 48H)	47		05.89	12.95					
	1.6 (U)			06.88	12.95		13.0460-2834.2	602834	21463 18,0 /WK/S	LUC
	1.7 (K 484)			06.90	12.95					
	1.7 (K 48J)			07.86	12.95					
	1.7 (K 48M)	54		10.87	12.95					
	1.7 (K 48N)	64		10.87	12.95					
	1.7 (K/S 482)	65		07.86	12.95					
	1.7 i (K 48E)			07.86	12.95					
	2.0 i (K 483)	85		07.86	12.95		13.0460-3933.2	603933	21016 17,0 +WK	BDX
	2.0 i (K 48C)	88		06.90	12.95					
	2.0 i (K 48R)	99		07.91	12.95					
	2.1 D (K 480)	51		04.92	12.95					
	2.1 D (K/S 486)			07.86	12.95					
	2.1 D (K/S 480)	53		04.92	12.95					
	2.1 D (K/S 48V)	53		05.89	12.95					
	2.1 TD (K 487)	65		06.91	12.95					
	2.1 TD (K 488)	65		07.86	12.95					
	2.1 TD (K 48A)	65		04.92	12.95					
	2.1 TD (K 48P)	65		06.90	12.95					
	2.1 TD (K 48W)	65		05.89	12.95					
	2.2 i (K 48B)	79		04.93	12.95					
	2.2 i (K 48K)	79		07.86	12.95					
	2.2 i (K 48S)	79		06.88	12.95					
	1.6 (U)			06.88	12.95		24.0120-0125.1	420125	238 20,1 17,7 V +S +B	
	1.7 (K 484)			06.90	12.95					
	1.7 (K 48J)			07.86	12.95					
	1.7 (K 48M)	54		10.87	12.95					
	1.7 (K 48N)	64		10.87	12.95					
	1.7 (K/S 481)	55		07.86	12.95					
	1.7 (K/S 482)	65		07.86	12.95					
	1.7 i (K 48E)			07.86	12.95					
	1.7 i (K 48F)	54		07.86	12.95					
	1.9 D (K 48I)	47		04.92	12.95					
	1.9 D (K/S 48H)	47		05.89	12.95					
	2.0 i (K 483)	85		07.86	12.95		24.0120-0134.1	420134	265 20,5 17,7 V	
	2.0 i (K 48C)	88		06.90	12.95					
	2.1 D (K 480)	51		04.92	12.95	+ ABS				
	2.1 D (K 486)	48		07.86	12.95	+ ABS				
	2.1 D (K 480)	53		04.92	12.95	+ ABS				
	2.1 D (K 48V)	53		05.89	12.95	+ ABS				
	2.1 TD (K 487)	65		06.91	12.95					
	2.1 TD (K 488)	65		07.86	12.95	+ ABS				
	2.1 TD (K 48A)	65		04.92	12.95	+ ABS				
	2.1 TD (K 48P)	65		06.90	12.95					
	2.1 TD (K 48W)	65		05.89	12.95					
	2.2 i (K 48B)	79		04.93	12.95					
	2.2 i (K 48K)	79		07.86	12.95					
	2.2 i (K 48S)	79		06.88	12.95					
	2.0 i (K 48R)	99		07.91	12.95		24.0121-0103.1	421103	285 21,0 19,0 V	
	2.1 D (K 480)	51		04.92	12.95	- ABS	24.0120-0135.1	420135	244 20,5 17,7 V	
	2.1 D (K 486)	48		07.86	12.95	- ABS				
	2.1 D (K 480)	53		04.92	12.95	- ABS				
	2.1 D (K 48V)	53		05.89	12.95	- ABS				
	2.1 D (S 486)			07.86	12.95					
	2.1 D (S 480)	53		04.92	12.95					
	2.1 D (S 48V)	53		05.89	12.95					
	2.1 TD (K 488)	65		07.86	12.95	- ABS				
	2.1 TD (K 48A)	65		04.92	12.95	- ABS				
	2.0 i (K 483)	85		05.87	12.95		24.0711-1403.3	360100	Radsensor L=1289	
	2.0 i (K 48C)	88		06.91	12.95		24.0711-1404.3	360101	Radsensor L=1289	
	2.0 i (K 48R)	99		07.91	12.95					
	2.1 D (K 480)	51		04.92	12.95					
	2.1 D (K 480)	53		04.92	12.95					
	2.1 D (K 48V)	53		05.89	12.95					
	2.1 TD (K 487)	65		06.91	12.95					
	2.1 TD (K 48A)	65		04.92	12.95					
	2.2 i (K 48B)	79		04.93	12.95					























										
RENAULT R21 NEVADA (K48_) (86-95)										
	2.2 i (K 48K)	79		03.87	12.95	24.0711-1403.3 24.0711-1404.3	360100 360101	 	Radsensor L=1289 Radsensor L=1289	
	2.0 i (K 483) 2.0 i (K 48C) 2.0 i (K 48R) 2.1 D (K 480) 2.1 TD (K 487) 2.2 i (K 48B) 2.2 i (K 48K)	85 88 99 51 65 79 79		07.86 06.90 07.91 04.92 06.91 04.93 07.86	12.95 + ABS 12.95 + ABS 12.95 + ABS 12.95 + ABS 12.95 + ABS 12.95 + ABS 12.95 + ABS	13.0460-3961.2 13.0460-4957.2 13.0460-0438.2	603961 604957 610438		20336 14,0 +/WK 20410 15,0 + Belagsatz-Zubehör	BDX BRE BRE
	2.0 i (K 483) 2.0 i (K 48C) 2.0 i (K 48R) 2.1 D (K 480) 2.1 TD (K 487) 2.2 i (K 48B) 2.2 i (K 48K)	85 88 99 51 65 79 79		07.86 06.90 07.91 04.92 06.91 04.93 07.86	12.95 + ABS 12.95 + ABS 12.95 + ABS 12.95 + ABS 12.95 + ABS 12.95 + ABS 12.95 + ABS	24.0111-0122.1	411122		255 10,5 9,5	
	1.6 (U) 1.7 (K 484) 1.7 (K 48J) 1.7 (K 48M) 1.7 (K 48N) 1.7 (K/S 481) 1.7 (K/S 482) 1.7 i (K 48E) 1.7 i (K 48F) 1.9 D (K 48I) 1.9 D (K/S 48H) 2.0 i (K 483) 2.0 i (K 48C) 2.1 D (K 480) 2.1 D (K 486) 2.1 D (K/S 480) 2.1 D (K/S 48V) 2.1 D (S 486) 2.1 TD (K 487) 2.1 TD (K 488) 2.1 TD (K 48A) 2.1 TD (K 48P) 2.1 TD (K 48W) 2.2 i (K 48B) 2.2 i (K 48K) 2.2 i (K 48S)	54 64 55 65 54 47 47 85 88 51 53 53 65 65 65 65 65 79 79 79		06.88 06.90 07.86 10.87 10.87 07.86 07.86 07.86 04.92 05.89 07.86 06.90 04.92 07.86 04.92 05.89 07.86 06.91 07.86 04.92 06.90 05.89 04.93 07.86 06.88	12.95 12.95 12.95 12.95 12.95 12.95 12.95 12.95 12.95 12.95 12.95 - ABS 12.95 - ABS 12.95 - ABS 12.95 12.95 12.95 12.95 12.95 - ABS 12.95 - ABS 12.95 12.95 12.95 12.95 - ABS 12.95 - ABS 12.95	03.0137-0271.2 03.0137-9027.2	650271 669027		229 x 42 HEB Bremsbacken-Zubehör	LUC LUC
	1.6 (U) 1.7 (K 484) 1.7 (K 48J) 1.7 (K 48M) 1.7 (K 48N) 1.7 (K/S 481) 1.7 (K/S 482) 1.7 i (K 48E) 1.7 i (K 48F) 1.9 D (K 48I) 1.9 D (K/S 48H) 2.0 i (K 483) 2.0 i (K 48C) 2.1 D (K 480) 2.1 D (K 486) 2.1 D (K/S 480) 2.1 D (K/S 48V) 2.1 D (S 486) 2.1 TD (K 487) 2.1 TD (K 488) 2.1 TD (K 48A) 2.1 TD (K 48P) 2.1 TD (K 48W) 2.2 i (K 48B) 2.2 i (K 48K) 2.2 i (K 48S)	54 64 55 65 54 47 47 85 88 51 53 53 65 65 65 65 79 79 79		06.88 06.90 07.86 10.87 10.87 07.86 07.86 07.86 04.92 05.89 07.86 06.90 04.92 07.86 04.92 05.89 07.86 06.91 07.86 04.92 06.90 05.89 04.93 07.86 06.88	12.95 12.95 12.95 12.95 12.95 12.95 12.95 12.95 12.95 12.95 12.95 - ABS 12.95 - ABS 12.95 - ABS 12.95 12.95 12.95 12.95 12.95 - ABS 12.95 - ABS 12.95 12.95 12.95 12.95 - ABS 12.95 - ABS 12.95	24.0222-8015.1 24.0222-8019.2	480055 480087		229/229,5 x 52,5 229/229,5 x 52,5	
	1.6 (U) 1.7 (K 484) 1.7 (K 48J) 1.7 (K 48M) 1.7 (K 48N) 1.7 (K/S 481) 1.7 (K/S 482) 1.7 i (K 48E) 1.7 i (K 48F) 1.9 D (K 48I) 1.9 D (K/S 48H) 2.0 i (K 483) 2.0 i (K 48C) 2.1 D (K 480) 2.1 D (K 486) 2.1 D (K/S 480) 2.1 D (K/S 48V) 2.1 D (S 486) 2.1 TD (K 487) 2.1 TD (K 488) 2.1 TD (K 48A) 2.1 TD (K 48P) 2.1 TD (K 48W) 2.2 i (K 48B) 2.2 i (K 48K) 2.2 i (K 48S)	54 64 55 65 54 47 47 85 88 51 53 53 65 65 65 65 79 79 79		06.88 06.90 07.86 10.87 10.87 07.86 07.86 07.86 04.92 05.89 07.86 06.90 04.92 07.86 04.92 05.89 07.86 06.91 07.86 04.92 06.90 05.89 04.93 07.86 06.88	12.95 12.95 12.95 12.95 12.95 12.95 12.95 12.95 12.95 12.95 12.95 - ABS 12.95 - ABS 12.95 - ABS 12.95 12.95 12.95 12.95 12.95 - ABS 12.95 - ABS 12.95 12.95 12.95 12.95 - ABS 12.95 - ABS 12.95	03.0520-1722.3	691722		22,20/229x42 TopKit	LUC

















								
RENAULT R21 NEVADA (K48_) (86-95)								
	2.1 TD (K 487)	65	06.91	12.95	- ABS	03.0520-1722.3	691722	22,20/229x42 TopKit LUC
	2.1 TD (K 488)	65	07.86	12.95				
	2.1 TD (K 48A)	65	04.92	12.95				
	2.1 TD (K 48P)	65	06.90	12.95				
	2.1 TD (K 48W)	65	05.89	12.95				
	2.2 i (K 48B)	79	04.93	12.95	- ABS			
	2.2 i (K 48K)	79	07.86	12.95	- ABS			
	2.2 i (K 48S)	79	06.88	12.95				
RENAULT SAFRANE (B54_) (92-00)								
	2.0 i (B540)	77	09.92	07.96		13.0460-2983.2	602983	21388 18,0 +WK/S LUC
	2.0 i (B542)	97	04.92	07.96				
	2.0 i (B54L)	100	08.96	12.00				
	2.1 dT	65	11.93	07.96				
	2.2 dT	83	08.96	12.00				
	2.2 i (B541)	79	04.92	07.96				
	2.2 i (B543)	101	04.92	07.96				
	2.5 20V	121	08.96	12.00				
	2.5 dT	83	12.92	07.96				
	3.0 V6	123	08.96	12.00				
	3.0 V6 (B544/B/J)	123	12.92	07.96				
	3.0 V6	140	03.99	12.00		13.0460-2895.2	602895	23172 18,0 /WE/Zub/S LUC
						13.0460-0262.2	610262	Belagsatz-Zubehör LUC
	2.0 i (B540)	77	09.92	07.96		24.0122-0148.1	422148	262 22,0 19,8 V L +S +B
	2.0 i (B542/E)	97	04.92	01.95				
	2.1 dT	65	11.93	07.96				
	2.2 i (B541)	79	02.95	07.96	- ⊕			
	2.2 i (B541)	79	04.92	01.95	+ ⊕			
	2.2 i (B543)	101	04.92	01.95				
	2.0 i (B542/E)	97	02.95	09.96		24.0122-0149.1	422149	262 22,0 19,8 V L
	2.0 i (B54L)	100	08.96	12.97				
	2.2 i (B541)	79	02.95	07.96	+ ⊕			
	2.2 i (B543)	101	02.95	07.96				
	2.5 dT	83	09.92	06.93	+ Automatikgetriebe ¹⁾			
	2.5 dT	83	09.92	05.94	+ Schaltgetriebe ²⁾			
	2.0 i (B54L)	100	01.98	12.00		24.0124-0171.1	424171	280 24,0 21,8 V L +S +B
	2.2 dT	83	08.96	12.00		24.0324-0171.1	524171	280 24,0 21,8 V L +S +B PD
	2.5 20V	121	08.96	12.00				
	2.5 dT	83	07.93	07.96	+ Automatikgetriebe ¹⁾			
	2.5 dT	83	06.94	07.96	+ Schaltgetriebe ²⁾			
	3.0 V6	123	08.96	12.00				
	3.0 V6 (B544/B/J)	123	12.92	07.96				
	3.0 V6	140	03.99	12.00		24.0124-0171.1	424171	280 24,0 21,8 V L +S +B
						24.0324-0171.1	524171	280 24,0 21,8 V L +S +B PD
	2.0 i (B540)	77	09.92	01.95	+ ABS	13.0460-4957.2	604957	20410 15,0 + BRE
	2.0 i (B540)	77	02.95	07.96		13.0460-0438.2	610438	Belagsatz-Zubehör BRE
	2.0 i (B542/E)	97	04.92	07.96				
	2.0 i (B54L)	100	08.96	12.00				
	2.1 dT	65	11.93	01.95	+ ABS			
	2.1 dT	65	02.95	07.96				
	2.2 dT	83	08.96	12.00				
	2.2 i (B541)	79	04.92	01.95	+ ABS			
	2.2 i (B541)	79	02.95	07.96				
	2.2 i (B543)	101	04.92	07.96				
	2.5 20V	121	08.96	12.00				
	2.5 dT	83	12.92	07.96				
	3.0 V6	123	08.96	12.00				
	3.0 V6	140	03.99	12.00				
	3.0 V6 (B544)	123	12.92	07.96				
	3.0 V6 (B54B/J)	123	12.92	07.96				
	3.0 V6 4x4 (B544)	123	02.93	07.96		13.0460-0423.2	610423	Belagsatz-Zubehör BDX
	3.0 V6 Biturbo	193	01.93	07.96				
	2.0 i (B540)	77	09.92	01.95	+ ABS	24.0110-0219.1	410219	265 10,5 9,5 +B
	2.0 i (B540)	77	02.95	07.96				
	2.0 i (B542/E)	97	04.92	01.95				
	2.1 dT	65	11.93	01.95	+ ABS			
	2.1 dT	65	02.95	07.96				
	2.2 i (B541)	79	04.92	01.95	+ ABS			
	2.2 i (B541)	79	02.95	07.96	- ⊕			
	2.2 i (B543)	101	04.92	01.95				
	2.0 i (B542/E)	97	02.95	07.96		24.0110-0220.1	410220	265 10,5 9,5 +B
	2.0 i (B54L)	100	08.96	12.00				
	2.2 dT	83	08.96	12.00				
	2.2 i (B541)	79	02.95	07.96	+ ⊕			
	2.2 i (B543)	101	02.95	07.96				
	2.5 20V	121	08.96	12.00				
	2.5 dT	83	12.92	07.96				
	3.0 V6	123	08.96	12.00				
	3.0 V6	140	03.99	12.00				
	3.0 V6 (B544)	123	12.92	07.96				
	3.0 V6 (B54B/J)	123	12.92	07.96				
	3.0 V6 4x4 (B544)	123	02.93	07.96		24.0111-0144.1	411144	265 10,5 9,5 +B
	3.0 V6 Biturbo	193	01.93	07.96				

¹⁾ + autom.transmission / + scatola cambio automatico / + transmission automatique / + cambio automático

²⁾ + manual transmission / + scatola cambio velocità / + transmission mécanique / + cambio de velocidad

										
RENAULT SAFRANE (B54_) (92-00)										
	2.0 i (B540)	77		09.92	01.95	- ABS	03.0137-0151.2	650151	229 x 42 HEB	LUC
	2.1 dT	65		11.93	01.95	- ABS	03.0137-9027.2	669027	Bremsbacken-Zubehör	LUC
	2.2 i (B541)	79		04.92	01.95	- ABS				
	2.0 i (B540)	77		09.92	01.95	- ABS	24.0222-8019.2	480087	229/229,5 x 52,5	
	2.1 dT	65		11.93	01.95	- ABS				
	2.2 i (B541)	79		04.92	01.95	- ABS				
RENAULT SANDERO (BS0_) (07-)										
	1.4	55		02.09			13.0460-2834.2	602834	21463 18,0 /WK/S	LUC
	1.6	62		11.10						
	1.6	64		02.09						
	1.6	66		05.09						
	1.6	75		12.07						
	1.4	55		02.09		- ABS	24.0112-0116.1	412116	238 12,0 10,5 +S +B	
	1.6	62		11.10		- ABS				
	1.6	64		02.09		- ABS				
	1.6	66		05.09		- ABS				
	1.6	75		12.07		- ABS				
	1.4	55		02.09		+ ABS	24.0112-0171.1	412171	259 12,0 10,6 +S +B	
	1.6	62		11.10		+ ABS				
	1.6	64		02.09		+ ABS				
	1.6	66		05.09		+ ABS				
	1.6	75		12.07		+ ABS				
	1.4	55		02.09			24.0121-0106.1	421106	259 20,6 17,7 V +S +B	
	1.6	62		11.10						
	1.6	64		02.09						
	1.6	66		05.09						
	1.6	75		12.07						
	1.4	55		02.09			03.0137-0312.2	650312	203 x 38 HEB	LUC
	1.6	62		11.10						
	1.6	64		02.09						
	1.6	66		05.09						
	1.6	75		12.07						
	1.4	55		02.09			03.0137-0358.2	650358	180 x 42 HEB	BDX
	1.6	62		11.10			03.0137-9088.2	669088	Bremsbacken-Zubehör	BDX
	1.6	64		02.09						
	1.6	66		05.09						
	1.6	75		12.07						
	1.4	55		02.09			03.0137-0423.2	650423	203 x 39 HEB	BOS
	1.6	62		11.10			03.0137-9274.2	669274	Bremsbacken-Zubehör	BOS
	1.6	64		02.09						
	1.6	66		05.09						
	1.6	75		12.07						
	1.6	62		11.10			24.0220-3021.1	480127	203/204,5 x 50,5 - Lager	
	1.6	64		02.09						
	1.6	66		05.09						
	1.6	75		12.07						
	1.4	55		02.09			03.0520-4719.3	694719	19,05/180x42 TopKit	BDX
	1.6	62		11.10			03.0520-3817.3	693817	17,46/203x39 TopKit	BOS
	1.6	64		02.09			03.0520-3517.3	693517	17,78/203x39 TopKit	LUC
	1.6	66		05.09						
	1.6	75		12.07						
RENAULT SANDERO/STEPWAY II (13-)										
	1.2 16V	54		12.13			13.0460-7298.2	607298	25702 18,2 +	ATE
	1.2 16V LPG	53		12.13						
	1.6	59		11.13						
	1.2 16V	54		12.13			24.0112-0171.1	412171	259 12,0 10,6 +S +B	
	1.2 16V LPG	53		12.13						
	1.6	59		11.13						
	1.5 dCi	62		12.13			24.0122-0289.1	422289	258 22,0 19,8 V L +S +B	
	1.2 16V	54		12.13			24.0711-5369.3	360378	2	Radensensor L=619
	1.2 16V LPG	53		12.13						
	1.5 dCi	62		12.13						
	1.6	59		11.13						
	1.2 16V	54		12.13			03.0137-0423.2	650423	203 x 39 HEB	BOS
	1.2 16V LPG	53		12.13						
	1.5 dCi	62		12.13			03.0137-0496.2	650496	228 x 42 HEB	BDX
	1.6	59		11.13						
	1.2 16V	54		12.13			03.0520-3817.3	693817	17,46/203x39 TopKit	BOS
	1.2 16V LPG	53		12.13						
	1.5 dCi	62		12.13			03.0520-7919.3	697919	19,05/228x42 TopKit	
	1.6	59		11.13						
RENAULT SCENIC I (JA_) (99-03)										
	1.4 16V (0D,1H,0W,10)	70		09.99	06.03		13.0460-2895.2	602895	23172 18,0 /WE/Zub/S	LUC
	1.6 16V (JA00,15,16)	79		09.99	06.03		13.0460-0262.2	610262	Belagsatz-Zubehör	LUC
	1.8 16V (12,1R,1M,1A)	85		01.01	06.03					
	1.8 16V 4x4	85		07.00	06.03					
	1.9 dCi (JA01,05,1F)	75		09.99	06.03					
	1.9 dCi RX4	75		11.00	03.02					
	1.9 dTi (JA0N)	72		09.99	06.03					
	1.9 dTi (JA1U)	59		01.01	06.03					
	2.0 16V (1B,1D,0C)	102		06.00	06.03					
	2.0 16V IDE	103		09.99	06.03					











RENAULT SCENIC I (JA_) (99-03)											
	2.0 16V RX4	102		06.00	03.02		13.0460-2895.2	602895		23172 18,0 /WE/Zub/S Belagsatz-Zubehör	LUC LUC
	1.9 dCi RX4	75		04.02	03.06		13.0460-7158.2	607158		23245 18,3 +	ATE
	2.0 16V RX4	102		04.02	03.06		13.0470-7158.2	LD7158		23245 18,3 +	ATE
	1.4 16V (OD,1H,OW,10)	70		09.99	06.03		24.0124-0158.1	424158		280 24,0 21,8 V L +S +B	
	1.6 16V (JA00,15,16)	79		09.99	06.03		24.0324-0158.1	524158		280 24,0 21,8 V L +S +B PD	
	1.8 16V (12,1R,1M,1A)	85		01.01	06.03						
	1.8 16V 4x4	85		07.00	06.03						
	1.9 dCi (JA01,05,1F)	75		09.99	06.03						
	1.9 dTi (JAON)	72		09.99	06.03						
	1.9 dTi (JA1U)	59		01.01	06.03						
	2.0 16V (1B,1D,0C)	102		06.00	06.03						
	2.0 16V IDE	103		09.99	06.03						
	1.9 dCi RX4	75		11.00	02.02		24.0124-0171.1	424171		280 24,0 21,8 V L +S +B	
	2.0 16V RX4	102		06.00	02.02		24.0324-0171.1	524171		280 24,0 21,8 V L +S +B PD	
	1.9 dCi RX4	75		03.02	06.03		24.0126-0142.1	426142		300 26,0 22,8 V L	
	2.0 16V RX4	102		03.02	06.03						
	1.4 16V (OD,1H,OW,10)	70		09.99	06.03		24.0713-1109.1	360145	2 	Radsensor L=625	
	1.6 16V (JA00,15,16)	79		09.99	06.03						
	1.8 16V (12,1R,1M,1A)	85		01.01	06.03						
	1.8 16V 4x4	85		07.00	06.03						
	1.9 dCi (JA01,05,1F)	75		09.99	06.03						
	1.9 dCi RX4	75		11.00	06.03						
	1.9 dTi (JAON)	72		09.99	06.03						
	1.9 dTi (JA1U)	59		01.01	06.03						
	1.4 16V (OD,1H,OW,10)	70		09.99	06.03	+ ABS	13.0460-2845.2	602845		23554 16,4 /Zub/S	LUC
	1.6 16V (JA00,15,16)	79		09.99	06.03	+ ABS	13.0470-2845.2	LD2845		23554 16,4 /Zub/S	LUC
	1.8 16V (12,1R,1M,1A)	85		01.01	06.03		13.0460-0077.2	610077		Belagsatz-Zubehör	LUC
	1.8 16V 4x4	85		07.00	04.01						
	1.9 dCi (JA01,05,1F)	75		09.99	06.03						
	1.9 dCi RX4	75		11.00	06.03						
	1.9 dTi (JAON)	72		09.99	06.03	+ ABS					
	1.9 dTi (JA1U)	59		01.01	06.03						
	2.0 16V (1B,1D,0C)	102		06.00	06.03						
	2.0 16V IDE	103		09.99	06.03						
	2.0 16V RX4	102		06.00	06.03						
	1.4 16V (OD,1H,OW,10)	70		09.99	06.03	+ ABS	24.0111-0166.2	411166		mit Lager/ mit Sensorring ¹⁾	274 10,9 9,5 +B
	1.6 16V (JA00,15,16)	79		09.99	06.03	+ ABS					
	1.8 16V (12,1R,1M,1A)	85		01.01	06.03						
	1.8 16V 4x4	85		07.00	06.03						
	1.9 dCi (JA01,05,1F)	75		09.99	06.03						
	1.9 dTi (JAON)	72		09.99	06.03	+ ABS					
	1.9 dTi (JA1U)	59		01.01	06.03						
	2.0 16V (1B,1D,0C)	102		06.00	06.03						
	2.0 16V IDE	103		09.99	06.03						
	1.9 dCi RX4	75		11.00	06.03		24.0111-0144.1	411144		265 10,5 9,5 +B	
	2.0 16V RX4	102		06.00	06.03						
	1.4 16V (OD,1H,OW,10)	70		09.99	06.03		24.0741-1125.1	360162		Radsensor L=645	
	1.6 16V (JA00,15,16)	79		10.99	06.03		24.0741-1126.1	360163		Radsensor L=500	
	1.8 16V (12,1R,1M,1A)	85		01.01	06.03						
	1.8 16V 4x4	85		07.00	06.03						
	1.9 dCi (JA01,05,1F)	75		09.99	06.03						
	1.9 dTi (JAON)	72		09.99	06.03						
	1.9 dTi (JA1U)	59		01.01	06.03						
	1.6 16V (JA00,15,16)	79		07.99	09.99		24.0721-1943.1	360153		Radsensor L=615	
	1.4 16V (OD,1H,OW,10)	70		09.99	06.03	- ABS	03.0137-0336.2	650336		229 x 42 HEB	LUC
	1.6 16V (JA00,15,16)	79		09.99	06.03	- ABS	03.0137-9220.2	669220		Bremsbacken-Zubehör	LUC
	1.9 dTi (JAON)	72		09.99	06.03	- ABS					
	1.4 16V (OD,1H,OW,10)	70		09.99	06.03	- ABS	24.0222-8019.2	480087		229/229,5 x 52,5	
	1.6 16V (JA00,15,16)	79		09.99	06.03	- ABS					
	1.9 dTi (JAON)	72		09.99	06.03	- ABS					
	1.4 16V (OD,1H,OW,10)	70		09.99	06.03	- ABS	03.0520-5520.3	695520		20,64/229x42 TopKit	LUC
	1.6 16V (JA00,15,16)	79		09.99	06.03	- ABS					
	1.9 dTi (JAON)	72		09.99	06.03	- ABS					
RENAULT SCENIC II (JM_) (03-09)											
	1.4 16V	72		06.03	09.05		13.0460-3815.2	603815		23930 18,2 /Zub/S	BOS
	1.5 dCi	60		06.03	09.05		13.0470-3815.2	LD3815		23930 18,2 /Zub/S	BOS
	1.5 dCi	63		05.05	09.05						
	1.5 dCi	74		11.03	09.05						
	1.5 dCi	78		05.05	09.05						
	1.6 16V	83		06.03	09.05						
	1.9 dCi	81		05.05	09.05						
	1.9 dCi	88		06.03	09.05						
	1.9 dCi	96		05.05	09.05						
	2.0 16V	99		06.03	09.05						
	2.0 16V Turbo	120		05.04	09.05						
	1.4 16V	72		10.05	03.09		13.0460-7221.2	607221		24535 18,3 +	ATE
	1.5 dCi	60		10.05	03.09		13.0470-7221.2	LD7221		24535 18,3 +	ATE
	1.5 dCi	63		10.05	03.09						
	1.5 dCi	74		10.05	03.09						
	1.5 dCi	76		01.07	03.09						
	1.5 dCi	78		10.05	03.09						
	1.6 16V	82		01.07	03.09						
	1.6 16V	83		10.05	03.09						

¹⁾ with bearing/ with sensor ring / con supporto/+ anell.sens.ABS / avec palier de secours ABS / con apoyo/+ anillo sensor ABS

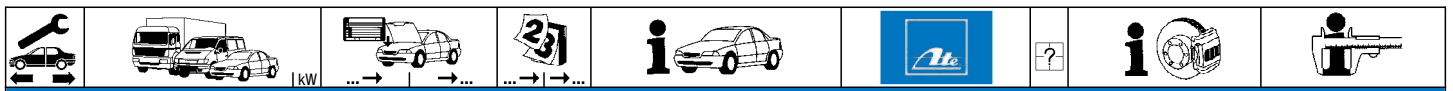




RENAULT SCENIC II (JM_) (03-09)

	1.9 D 1.9 dCi 1.9 dCi 1.9 dCi 2.0 16V 2.0 16V Turbo 2.0 dCi	85 81 88 96 99 120 110		06.06 10.05 10.05 10.05 10.05 10.05 09.05	03.09 03.09 03.09 03.09 03.09 03.09 03.09	13.0460-7222.2 607222			23245 18,3 + ATE
	1.4 16V 1.5 dCi 1.5 dCi 1.5 dCi 1.5 dCi 1.5 dCi 1.6 16V 1.6 16V	72 60 63 74 76 78 82 83		06.03 06.03 05.05 11.03 01.07 05.05 01.07 06.03	03.09 03.09 03.09 03.09 03.09 03.09 03.09 03.09	24.0124-0158.1 24.0324-0158.1 424158 524158			280 24,0 21,8 V L +S +B 280 24,0 21,8 V L +S +B PD
	1.9 D 1.9 dCi 1.9 dCi 1.9 dCi 2.0 16V 2.0 dCi	85 81 88 96 99 110		06.06 05.05 06.03 05.05 06.03 09.05	03.09 03.09 03.09 03.09 03.09 03.09	24.0124-0191.1 424191			300 24,0 21,8 V L +S +B
	1.4 16V 1.5 dCi 1.5 dCi 1.6 16V 1.9 dCi 2.0 16V 2.0 16V Turbo	72 60 74 83 88 99 120		06.03 06.03 11.03 06.03 06.03 06.03 05.04	01.05 01.05 01.05 01.05 01.05 01.05 01.05	24.0711-5151.3 360175	2		Radsensor L=485
	1.4 16V 1.5 dCi 1.5 dCi 1.5 dCi 1.5 dCi 1.6 16V 1.9 dCi 1.9 dCi 1.9 dCi 2.0 16V 2.0 16V Turbo 2.0 dCi	72 60 63 74 78 83 81 88 96 99 120 110		02.05 02.05 05.05 02.05 05.05 02.05 05.05 02.05 02.05 02.05 02.05 09.05	12.05 12.05 12.05 12.05 12.05 12.05 12.05 12.05 12.05 12.05 12.05 12.05	24.0711-5190.3 360177	2		Radsensor L=720
	1.4 16V 1.5 dCi 1.5 dCi 1.5 dCi 1.5 dCi 1.6 16V 1.6 16V 1.9 D 1.9 dCi 1.9 dCi 1.9 dCi 2.0 16V 2.0 16V Turbo 2.0 dCi	72 60 63 74 76 78 82 83 85 81 88 96 99 120 110		01.06 06.03 01.06 01.06 01.07 01.06 01.07 06.06 01.06 01.06 01.06 01.06 01.06 01.06	03.09 03.09 03.09 03.09 03.09 03.09 03.09 03.09 03.09 03.09 03.09 03.09 03.09 03.09	24.0711-5180.3 360236	2		Radsensor L=720
	1.4 16V 1.5 dCi 1.5 dCi 1.5 dCi 1.5 dCi 1.6 16V 1.6 16V 1.9 D 1.9 dCi 1.9 dCi 1.9 dCi 2.0 16V 2.0 16V Turbo 2.0 dCi	72 60 63 74 76 78 82 83 85 81 88 96 99 120 110		06.03 06.03 05.05 11.03 01.07 05.05 01.07 06.06 05.05 06.03 05.05 06.03 05.04 09.05	03.09 03.09 03.09 03.09 03.09 03.09 03.09 03.09 03.09 03.09 03.09 03.09 03.09 03.09	13.0460-2845.2 13.0470-2845.2 13.0460-0077.2 602845 LD2845 610077			23554 16,4 /Zub/S 23554 16,4 /Zub/S Belagsatz-Zubehör LUC LUC LUC
	1.4 16V 1.5 dCi 1.5 dCi 1.5 dCi 1.5 dCi 1.6 16V 1.6 16V 1.9 D 1.9 dCi 1.9 dCi 1.9 dCi 2.0 16V 2.0 16V Turbo 2.0 dCi	72 60 63 74 76 78 82 83 85 81 88 96 99 120 110		06.03 06.03 05.05 11.03 01.07 05.05 01.07 06.06 05.05 06.03 05.05 06.03 05.04 09.05	03.09 03.09 03.09 03.09 03.09 03.09 03.09 03.09 03.09 03.09 03.09 03.09 03.09 03.09	24.0110-0325.2 410325		mit Lager/ mit Sensorring ¹⁾	270 10,0 9,0 +B
	2.0 dCi	110		09.05	03.09	24.0111-0101.2 411101		mit Lager/ mit Sensorring ¹⁾	274 10,9 9,5 +B

¹⁾ with bearing/ with sensor ring / con supporto/+ anell.sens.ABS / avec palier de secours ABS / con apoyo/+ anillo sensor ABS



RENAULT SCENIC II (JM_) (03-09)

	1.4 16V	72		06.03	12.05		24.0711-5152.3	360176	2		Radsensor L=810
	1.5 dCi	60		06.03	12.05						
	1.5 dCi	63		05.05	12.05						
	1.5 dCi	74		11.03	12.05						
	1.5 dCi	78		05.05	12.05						
	1.6 16V	83		06.03	12.05						
	1.9 dCi	81		05.05	12.05						
	1.9 dCi	88		06.03	12.05						
	1.9 dCi	96		05.05	12.05						
	2.0 16V	99		06.03	12.05						
	2.0 16V Turbo	120		05.04	12.05						
	2.0 dCi	110		09.05	12.05						
	1.4 16V	72		01.06	03.09		24.0711-5181.3	360237	2		Radsensor L=810
	1.5 dCi	60		01.06	03.09						
	1.5 dCi	63		01.06	03.09						
	1.5 dCi	74		01.06	03.09						
	1.5 dCi	76		01.07	03.09						
	1.5 dCi	78		01.06	03.09						
	1.6 16V	82		01.07	03.09						
	1.6 16V	83		01.06	03.09						
	1.9 D	85		06.06	03.09						
	1.9 dCi	81		01.06	03.09						
	1.9 dCi	88		01.06	03.09						
	1.9 dCi	96		01.06	03.09						
	2.0 16V	99		01.06	03.09						
	2.0 16V Turbo	120		01.06	03.09						
	2.0 dCi	110		01.06	03.09						

RENAULT SCENIC III (JZ_) (09-)
















	1.5 dCi	63		04.09	+ 15" Rad ¹⁾		13.0460-7266.2	607266			24538 17,9 +	ATE
	1.5 dCi	70		11.10	+ 15" Rad ¹⁾		13.0470-7266.2	LD7266			24538 17,9 +	ATE
	1.5 dCi	78		04.09	+ 15" Rad ¹⁾							
	1.5 dCi	81		04.09	+ 15" Rad ¹⁾							
	1.6 16V	81		04.09	+ 15" Rad ¹⁾							
	1.6 E85	81		06.09	+ 15" Rad ¹⁾							
	1.2 TCe	85		03.12			13.0460-7249.2	607249			24709 18,6 +	ATE
	1.2 TCe	97		03.13			13.0470-7249.2	LD7249			24709 18,6 +	ATE
	1.4 TCe	96		04.09								
	1.5 dCi	70		11.10	+ 16"/17" Rad ²⁾							
	1.5 dCi	78		04.09	+ 16"/17" Rad ²⁾							
	1.5 dCi	81		04.09	+ 16"/17" Rad ²⁾							
	1.6 16V	81		04.09	+ 16"/17" Rad ²⁾							
	1.6 dCi	96		04.11								
	1.6 E85	81		06.09	+ 16"/17" Rad ²⁾							
	1.9 dCi	96		04.09								
	2.0 16V	103		04.09								
	2.0 dCi	110		04.09								
	2.0 dCi	118		04.09								
	1.5 dCi	63		04.09	+ 15" Rad ¹⁾		24.0124-0221.1	424221			280 24,0 21,8 V L +S +B	
	1.5 dCi	70		04.09	+ 15" Rad ¹⁾							
	1.5 dCi	78		04.09	+ 15" Rad ¹⁾							
	1.5 dCi	81		04.09	+ 15" Rad ¹⁾							
	1.6 16V	81		04.09	+ 15" Rad ¹⁾							
	1.6 E85	81		06.09	+ 15" Rad ¹⁾							
	1.2 TCe	85		03.12			24.0126-0158.1	426158			296 26,0 23,4 V L +S +B	
	1.2 TCe	97		03.13								
	1.4 TCe	96		04.09								
	1.5 dCi	70		11.10	+ 16"/17" Rad ²⁾							
	1.5 dCi	78		04.09	+ 16"/17" Rad ²⁾							
	1.5 dCi	81		04.09	+ 16"/17" Rad ²⁾							
	1.6 16V	81		04.09	+ 16"/17" Rad ²⁾							
	1.6 dCi	96		04.11								
	1.6 E85	81		06.09	+ 16"/17" Rad ²⁾							
	1.9 dCi	96		04.09								
	2.0 16V	103		04.09								
	2.0 dCi	110		04.09								
	2.0 dCi	118		04.09								
	1.2 TCe	85		03.12	- elektrische Feststellbremse ³⁾		13.0460-2740.2	602740			23554 17,2 /Zub/S	LUC
	1.2 TCe	97		03.13	- elektrische Feststellbremse ³⁾		13.0470-2740.2	LD2740			23554 17,2 /Zub/S	LUC
	1.4 TCe	96		04.09	- elektrische Feststellbremse ³⁾							
	1.5 dCi	63		04.09	- elektrische Feststellbremse ³⁾							
	1.5 dCi	70		11.10	- elektrische Feststellbremse ³⁾							
	1.5 dCi	78		04.09	- elektrische Feststellbremse ³⁾							
	1.5 dCi	81		04.09	- elektrische Feststellbremse ³⁾							
	1.6 16V	81		04.09	- elektrische Feststellbremse ³⁾							
	1.6 dCi	96		04.11	- elektrische Feststellbremse ³⁾							
	1.6 E85	81		06.09	- elektrische Feststellbremse ³⁾							
	1.9 dCi	96		04.09	- elektrische Feststellbremse ³⁾							
	2.0 16V	103		04.09	- elektrische Feststellbremse ³⁾							
	2.0 dCi	110		04.09	- elektrische Feststellbremse ³⁾		13.0460-2753.2	602753			23554 16,0 /Zub/S	LUC
	2.0 dCi	118		04.09	- elektrische Feststellbremse ³⁾							
	1.2 TCe	85		03.12	+ elektrische Feststellbremse ⁴⁾		13.0460-2756.2	602756			24820 16,1 /Zub/S	LUC
	1.2 TCe	97		03.13	+ elektrische Feststellbremse ⁴⁾		13.0460-2757.2	602757			24820 16,1 /Zub/S	LUC
	1.4 TCe	96		04.09	+ elektrische Feststellbremse ⁴⁾							
	1.5 dCi	63		04.09	+ elektrische Feststellbremse ⁴⁾							
	1.5 dCi	70		11.10	+ elektrische Feststellbremse ⁴⁾							

¹⁾ + 15" wheel / + ruota 15" / + roue 15" / + rueda 15"

²⁾ + 16"/17" wheel / + ruota 16"/17" / + roue 16"/17" / + ruedas 16"/17"

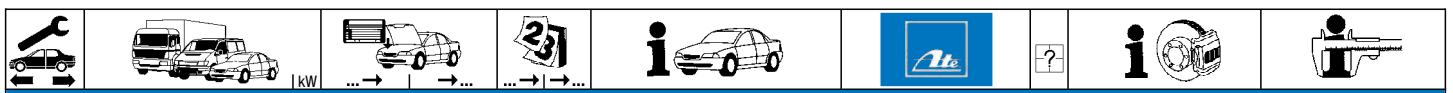
³⁾ - electric parking brake / - freno a mano elettrico / - frein à main électrique / - freno de mano eléctrico

⁴⁾ + electric parking brake / + freno a mano elettrico / + frein à main électrique / + freno de mano eléctrico

RENAULT SCENIC III (JZ_) (09-)																																																																																																																																																																																																							
	<table border="1"> <tr><td>1.5 dCi</td><td>78</td><td>04.09</td><td>+ elektrische Feststellbremse ¹⁾</td><td>13.0460-2756.2</td><td>602756</td><td></td><td>24820 16,1 /Zub/S</td><td>LUC</td></tr> <tr><td>1.5 dCi</td><td>81</td><td>04.09</td><td>+ elektrische Feststellbremse ¹⁾</td><td>13.0460-2757.2</td><td>602757</td><td></td><td>24820 16,1 /Zub/S</td><td>LUC</td></tr> <tr><td>1.6 16V</td><td>81</td><td>04.09</td><td>+ elektrische Feststellbremse ¹⁾</td><td></td><td></td><td></td><td></td><td></td></tr> <tr><td>1.6 dCi</td><td>96</td><td>04.11</td><td>+ elektrische Feststellbremse ¹⁾</td><td></td><td></td><td></td><td></td><td></td></tr> <tr><td>1.6 E85</td><td>81</td><td>06.09</td><td>+ elektrische Feststellbremse ¹⁾</td><td></td><td></td><td></td><td></td><td></td></tr> <tr><td>1.9 dCi</td><td>96</td><td>04.09</td><td>+ elektrische Feststellbremse ¹⁾</td><td></td><td></td><td></td><td></td><td></td></tr> <tr><td>2.0 16V</td><td>103</td><td>04.09</td><td>+ elektrische Feststellbremse ¹⁾</td><td></td><td></td><td></td><td></td><td></td></tr> <tr><td>2.0 dCi</td><td>110</td><td>04.09</td><td>+ elektrische Feststellbremse ¹⁾</td><td></td><td></td><td></td><td></td><td></td></tr> <tr><td>2.0 dCi</td><td>118</td><td>04.09</td><td>+ elektrische Feststellbremse ¹⁾</td><td></td><td></td><td></td><td></td><td></td></tr> </table>	1.5 dCi	78	04.09	+ elektrische Feststellbremse ¹⁾	13.0460-2756.2	602756		24820 16,1 /Zub/S	LUC	1.5 dCi	81	04.09	+ elektrische Feststellbremse ¹⁾	13.0460-2757.2	602757		24820 16,1 /Zub/S	LUC	1.6 16V	81	04.09	+ elektrische Feststellbremse ¹⁾						1.6 dCi	96	04.11	+ elektrische Feststellbremse ¹⁾						1.6 E85	81	06.09	+ elektrische Feststellbremse ¹⁾						1.9 dCi	96	04.09	+ elektrische Feststellbremse ¹⁾						2.0 16V	103	04.09	+ elektrische Feststellbremse ¹⁾						2.0 dCi	110	04.09	+ elektrische Feststellbremse ¹⁾						2.0 dCi	118	04.09	+ elektrische Feststellbremse ¹⁾																																																																																																																										
1.5 dCi	78	04.09	+ elektrische Feststellbremse ¹⁾	13.0460-2756.2	602756		24820 16,1 /Zub/S	LUC																																																																																																																																																																																															
1.5 dCi	81	04.09	+ elektrische Feststellbremse ¹⁾	13.0460-2757.2	602757		24820 16,1 /Zub/S	LUC																																																																																																																																																																																															
1.6 16V	81	04.09	+ elektrische Feststellbremse ¹⁾																																																																																																																																																																																																				
1.6 dCi	96	04.11	+ elektrische Feststellbremse ¹⁾																																																																																																																																																																																																				
1.6 E85	81	06.09	+ elektrische Feststellbremse ¹⁾																																																																																																																																																																																																				
1.9 dCi	96	04.09	+ elektrische Feststellbremse ¹⁾																																																																																																																																																																																																				
2.0 16V	103	04.09	+ elektrische Feststellbremse ¹⁾																																																																																																																																																																																																				
2.0 dCi	110	04.09	+ elektrische Feststellbremse ¹⁾																																																																																																																																																																																																				
2.0 dCi	118	04.09	+ elektrische Feststellbremse ¹⁾																																																																																																																																																																																																				
	<table border="1"> <tr><td>1.2 TCe</td><td>85</td><td>03.12</td><td></td><td>24.0108-0118.2</td><td>408118</td><td>mit Lager/ mit Sensorring ²⁾</td><td>260 8,0 7,0 +B</td><td></td></tr> <tr><td>1.2 TCe</td><td>97</td><td>03.13</td><td></td><td></td><td></td><td></td><td></td><td></td></tr> <tr><td>1.4 TCe</td><td>96</td><td>04.09</td><td></td><td></td><td></td><td></td><td></td><td></td></tr> <tr><td>1.5 dCi</td><td>63</td><td>04.09</td><td></td><td></td><td></td><td></td><td></td><td></td></tr> <tr><td>1.5 dCi</td><td>70</td><td>11.10</td><td></td><td></td><td></td><td></td><td></td><td></td></tr> <tr><td>1.5 dCi</td><td>78</td><td>04.09</td><td></td><td></td><td></td><td></td><td></td><td></td></tr> <tr><td>1.5 dCi</td><td>81</td><td>04.09</td><td></td><td></td><td></td><td></td><td></td><td></td></tr> <tr><td>1.6 16V</td><td>81</td><td>04.09</td><td></td><td></td><td></td><td></td><td></td><td></td></tr> <tr><td>1.6 dCi</td><td>96</td><td>04.11</td><td></td><td></td><td></td><td></td><td></td><td></td></tr> <tr><td>1.6 E85</td><td>81</td><td>06.09</td><td></td><td></td><td></td><td></td><td></td><td></td></tr> <tr><td>1.9 dCi</td><td>96</td><td>04.09</td><td></td><td></td><td></td><td></td><td></td><td></td></tr> <tr><td>2.0 16V</td><td>103</td><td>04.09</td><td></td><td></td><td></td><td></td><td></td><td></td></tr> <tr><td>2.0 dCi</td><td>110</td><td>04.09</td><td></td><td>24.0111-0180.2</td><td>411180</td><td>mit Lager/ mit Sensorring ²⁾</td><td>274 11,0 9,5 +B</td><td></td></tr> <tr><td>2.0 dCi</td><td>118</td><td>04.09</td><td></td><td></td><td></td><td></td><td></td><td></td></tr> </table>	1.2 TCe	85	03.12		24.0108-0118.2	408118	mit Lager/ mit Sensorring ²⁾	260 8,0 7,0 +B		1.2 TCe	97	03.13							1.4 TCe	96	04.09							1.5 dCi	63	04.09							1.5 dCi	70	11.10							1.5 dCi	78	04.09							1.5 dCi	81	04.09							1.6 16V	81	04.09							1.6 dCi	96	04.11							1.6 E85	81	06.09							1.9 dCi	96	04.09							2.0 16V	103	04.09							2.0 dCi	110	04.09		24.0111-0180.2	411180	mit Lager/ mit Sensorring ²⁾	274 11,0 9,5 +B		2.0 dCi	118	04.09																																																																														
1.2 TCe	85	03.12		24.0108-0118.2	408118	mit Lager/ mit Sensorring ²⁾	260 8,0 7,0 +B																																																																																																																																																																																																
1.2 TCe	97	03.13																																																																																																																																																																																																					
1.4 TCe	96	04.09																																																																																																																																																																																																					
1.5 dCi	63	04.09																																																																																																																																																																																																					
1.5 dCi	70	11.10																																																																																																																																																																																																					
1.5 dCi	78	04.09																																																																																																																																																																																																					
1.5 dCi	81	04.09																																																																																																																																																																																																					
1.6 16V	81	04.09																																																																																																																																																																																																					
1.6 dCi	96	04.11																																																																																																																																																																																																					
1.6 E85	81	06.09																																																																																																																																																																																																					
1.9 dCi	96	04.09																																																																																																																																																																																																					
2.0 16V	103	04.09																																																																																																																																																																																																					
2.0 dCi	110	04.09		24.0111-0180.2	411180	mit Lager/ mit Sensorring ²⁾	274 11,0 9,5 +B																																																																																																																																																																																																
2.0 dCi	118	04.09																																																																																																																																																																																																					
RENAULT GRAND SCENIC (JM_) (04-09)																																																																																																																																																																																																							
	<table border="1"> <tr><td>1.5 dCi</td><td>74</td><td>04.04</td><td>09.05</td><td>13.0460-3815.2</td><td>603815</td><td></td><td>23930 18,2 /Zub/S</td><td>BOS</td></tr> <tr><td>1.6</td><td>83</td><td>04.04</td><td>09.05</td><td>13.0470-3815.2</td><td>LD3815</td><td></td><td>23930 18,2 /Zub/S</td><td>BOS</td></tr> <tr><td>1.9 dCi</td><td>81</td><td>05.05</td><td>09.05</td><td></td><td></td><td></td><td></td><td></td></tr> <tr><td>1.9 dCi</td><td>88</td><td>04.04</td><td>09.05</td><td></td><td></td><td></td><td></td><td></td></tr> <tr><td>1.9 dCi</td><td>96</td><td>05.05</td><td>09.05</td><td></td><td></td><td></td><td></td><td></td></tr> <tr><td>2.0 16V</td><td>99</td><td>04.04</td><td>09.05</td><td></td><td></td><td></td><td></td><td></td></tr> <tr><td>2.0 16V Turbo</td><td>120</td><td>04.04</td><td>09.05</td><td></td><td></td><td></td><td></td><td></td></tr> <tr><td>2.0 dCi</td><td>110</td><td>09.05</td><td>09.05</td><td></td><td></td><td></td><td></td><td></td></tr> <tr><td>1.5 dCi</td><td>74</td><td>10.05</td><td>03.09</td><td>13.0460-7222.2</td><td>607222</td><td></td><td>23245 18,3 +</td><td>ATE</td></tr> <tr><td>1.5 dCi</td><td>76</td><td>06.06</td><td>03.09</td><td></td><td></td><td></td><td></td><td></td></tr> <tr><td>1.6</td><td>83</td><td>10.05</td><td>03.09</td><td></td><td></td><td></td><td></td><td></td></tr> <tr><td>1.9 dCi</td><td>81</td><td>10.05</td><td>03.09</td><td></td><td></td><td></td><td></td><td></td></tr> <tr><td>1.9 dCi</td><td>88</td><td>10.05</td><td>03.09</td><td></td><td></td><td></td><td></td><td></td></tr> <tr><td>1.9 dCi</td><td>96</td><td>10.05</td><td>03.09</td><td></td><td></td><td></td><td></td><td></td></tr> <tr><td>2.0 16V</td><td>99</td><td>10.05</td><td>03.09</td><td></td><td></td><td></td><td></td><td></td></tr> <tr><td>2.0 16V Turbo</td><td>120</td><td>10.05</td><td>03.09</td><td></td><td></td><td></td><td></td><td></td></tr> <tr><td>2.0 dCi</td><td>110</td><td>10.05</td><td>03.09</td><td></td><td></td><td></td><td></td><td></td></tr> </table>	1.5 dCi	74	04.04	09.05	13.0460-3815.2	603815		23930 18,2 /Zub/S	BOS	1.6	83	04.04	09.05	13.0470-3815.2	LD3815		23930 18,2 /Zub/S	BOS	1.9 dCi	81	05.05	09.05						1.9 dCi	88	04.04	09.05						1.9 dCi	96	05.05	09.05						2.0 16V	99	04.04	09.05						2.0 16V Turbo	120	04.04	09.05						2.0 dCi	110	09.05	09.05						1.5 dCi	74	10.05	03.09	13.0460-7222.2	607222		23245 18,3 +	ATE	1.5 dCi	76	06.06	03.09						1.6	83	10.05	03.09						1.9 dCi	81	10.05	03.09						1.9 dCi	88	10.05	03.09						1.9 dCi	96	10.05	03.09						2.0 16V	99	10.05	03.09						2.0 16V Turbo	120	10.05	03.09						2.0 dCi	110	10.05	03.09																																																		
1.5 dCi	74	04.04	09.05	13.0460-3815.2	603815		23930 18,2 /Zub/S	BOS																																																																																																																																																																																															
1.6	83	04.04	09.05	13.0470-3815.2	LD3815		23930 18,2 /Zub/S	BOS																																																																																																																																																																																															
1.9 dCi	81	05.05	09.05																																																																																																																																																																																																				
1.9 dCi	88	04.04	09.05																																																																																																																																																																																																				
1.9 dCi	96	05.05	09.05																																																																																																																																																																																																				
2.0 16V	99	04.04	09.05																																																																																																																																																																																																				
2.0 16V Turbo	120	04.04	09.05																																																																																																																																																																																																				
2.0 dCi	110	09.05	09.05																																																																																																																																																																																																				
1.5 dCi	74	10.05	03.09	13.0460-7222.2	607222		23245 18,3 +	ATE																																																																																																																																																																																															
1.5 dCi	76	06.06	03.09																																																																																																																																																																																																				
1.6	83	10.05	03.09																																																																																																																																																																																																				
1.9 dCi	81	10.05	03.09																																																																																																																																																																																																				
1.9 dCi	88	10.05	03.09																																																																																																																																																																																																				
1.9 dCi	96	10.05	03.09																																																																																																																																																																																																				
2.0 16V	99	10.05	03.09																																																																																																																																																																																																				
2.0 16V Turbo	120	10.05	03.09																																																																																																																																																																																																				
2.0 dCi	110	10.05	03.09																																																																																																																																																																																																				
	<table border="1"> <tr><td>1.5 dCi</td><td>74</td><td>04.04</td><td>03.09</td><td>24.0124-0191.1</td><td>424191</td><td></td><td>300 24,0 21,8 V L +S +B</td><td></td></tr> <tr><td>1.5 dCi</td><td>76</td><td>06.06</td><td>03.09</td><td></td><td></td><td></td><td></td><td></td></tr> <tr><td>1.6</td><td>83</td><td>04.04</td><td>03.09</td><td></td><td></td><td></td><td></td><td></td></tr> <tr><td>1.9 dCi</td><td>81</td><td>05.05</td><td>03.09</td><td></td><td></td><td></td><td></td><td></td></tr> <tr><td>1.9 dCi</td><td>88</td><td>04.04</td><td>03.09</td><td></td><td></td><td></td><td></td><td></td></tr> <tr><td>1.9 dCi</td><td>96</td><td>05.05</td><td>03.09</td><td></td><td></td><td></td><td></td><td></td></tr> <tr><td>2.0 16V</td><td>99</td><td>04.04</td><td>03.09</td><td></td><td></td><td></td><td></td><td></td></tr> <tr><td>2.0 dCi</td><td>110</td><td>09.05</td><td>03.09</td><td>24.0124-0224.1</td><td>424224</td><td></td><td>300 24,0 21,8 V L +S +B</td><td></td></tr> <tr><td>2.0 16V Turbo</td><td>120</td><td>04.04</td><td>03.09</td><td>24.0128-0223.1</td><td>428223</td><td></td><td>313 28,0 26,0 V L +S +B</td><td></td></tr> </table>	1.5 dCi	74	04.04	03.09	24.0124-0191.1	424191		300 24,0 21,8 V L +S +B		1.5 dCi	76	06.06	03.09						1.6	83	04.04	03.09						1.9 dCi	81	05.05	03.09						1.9 dCi	88	04.04	03.09						1.9 dCi	96	05.05	03.09						2.0 16V	99	04.04	03.09						2.0 dCi	110	09.05	03.09	24.0124-0224.1	424224		300 24,0 21,8 V L +S +B		2.0 16V Turbo	120	04.04	03.09	24.0128-0223.1	428223		313 28,0 26,0 V L +S +B																																																																																																																						
1.5 dCi	74	04.04	03.09	24.0124-0191.1	424191		300 24,0 21,8 V L +S +B																																																																																																																																																																																																
1.5 dCi	76	06.06	03.09																																																																																																																																																																																																				
1.6	83	04.04	03.09																																																																																																																																																																																																				
1.9 dCi	81	05.05	03.09																																																																																																																																																																																																				
1.9 dCi	88	04.04	03.09																																																																																																																																																																																																				
1.9 dCi	96	05.05	03.09																																																																																																																																																																																																				
2.0 16V	99	04.04	03.09																																																																																																																																																																																																				
2.0 dCi	110	09.05	03.09	24.0124-0224.1	424224		300 24,0 21,8 V L +S +B																																																																																																																																																																																																
2.0 16V Turbo	120	04.04	03.09	24.0128-0223.1	428223		313 28,0 26,0 V L +S +B																																																																																																																																																																																																
	<table border="1"> <tr><td>1.5 dCi</td><td>74</td><td>04.04</td><td>01.05</td><td>24.0711-5151.3</td><td>360175</td><td>2 </td><td>Radsensor L=485</td><td></td></tr> <tr><td>1.6</td><td>83</td><td>04.04</td><td>01.05</td><td></td><td></td><td></td><td></td><td></td></tr> <tr><td>1.9 dCi</td><td>88</td><td>04.04</td><td>01.05</td><td></td><td></td><td></td><td></td><td></td></tr> <tr><td>2.0 16V</td><td>99</td><td>04.04</td><td>01.05</td><td></td><td></td><td></td><td></td><td></td></tr> <tr><td>2.0 16V Turbo</td><td>120</td><td>04.04</td><td>01.05</td><td></td><td></td><td></td><td></td><td></td></tr> <tr><td>1.5 dCi</td><td>74</td><td>02.05</td><td>12.05</td><td>24.0711-5190.3</td><td>360177</td><td>2 </td><td>Radsensor L=720</td><td></td></tr> <tr><td>1.6</td><td>83</td><td>02.05</td><td>12.05</td><td></td><td></td><td></td><td></td><td></td></tr> <tr><td>1.9 dCi</td><td>81</td><td>05.05</td><td>12.05</td><td></td><td></td><td></td><td></td><td></td></tr> <tr><td>1.9 dCi</td><td>88</td><td>02.05</td><td>12.05</td><td></td><td></td><td></td><td></td><td></td></tr> <tr><td>1.9 dCi</td><td>96</td><td>05.05</td><td>12.05</td><td></td><td></td><td></td><td></td><td></td></tr> <tr><td>2.0 16V</td><td>99</td><td>02.05</td><td>12.05</td><td></td><td></td><td></td><td></td><td></td></tr> <tr><td>2.0 16V Turbo</td><td>120</td><td>02.05</td><td>12.05</td><td></td><td></td><td></td><td></td><td></td></tr> <tr><td>2.0 dCi</td><td>110</td><td>09.05</td><td>12.05</td><td></td><td></td><td></td><td></td><td></td></tr> <tr><td>1.5 dCi</td><td>74</td><td>01.06</td><td>03.09</td><td>24.0711-5180.3</td><td>360236</td><td>2 </td><td>Radsensor L=720</td><td></td></tr> <tr><td>1.5 dCi</td><td>76</td><td>06.06</td><td>03.09</td><td></td><td></td><td></td><td></td><td></td></tr> <tr><td>1.6</td><td>83</td><td>01.06</td><td>03.09</td><td></td><td></td><td></td><td></td><td></td></tr> <tr><td>1.9 dCi</td><td>81</td><td>01.06</td><td>03.09</td><td></td><td></td><td></td><td></td><td></td></tr> <tr><td>1.9 dCi</td><td>88</td><td>01.06</td><td>03.09</td><td></td><td></td><td></td><td></td><td></td></tr> <tr><td>1.9 dCi</td><td>96</td><td>01.06</td><td>03.09</td><td></td><td></td><td></td><td></td><td></td></tr> <tr><td>2.0 16V</td><td>99</td><td>01.06</td><td>03.09</td><td></td><td></td><td></td><td></td><td></td></tr> <tr><td>2.0 16V Turbo</td><td>120</td><td>01.06</td><td>03.09</td><td></td><td></td><td></td><td></td><td></td></tr> <tr><td>2.0 dCi</td><td>110</td><td>01.06</td><td>03.09</td><td></td><td></td><td></td><td></td><td></td></tr> </table>	1.5 dCi	74	04.04	01.05	24.0711-5151.3	360175	2 	Radsensor L=485		1.6	83	04.04	01.05						1.9 dCi	88	04.04	01.05						2.0 16V	99	04.04	01.05						2.0 16V Turbo	120	04.04	01.05						1.5 dCi	74	02.05	12.05	24.0711-5190.3	360177	2 	Radsensor L=720		1.6	83	02.05	12.05						1.9 dCi	81	05.05	12.05						1.9 dCi	88	02.05	12.05						1.9 dCi	96	05.05	12.05						2.0 16V	99	02.05	12.05						2.0 16V Turbo	120	02.05	12.05						2.0 dCi	110	09.05	12.05						1.5 dCi	74	01.06	03.09	24.0711-5180.3	360236	2 	Radsensor L=720		1.5 dCi	76	06.06	03.09						1.6	83	01.06	03.09						1.9 dCi	81	01.06	03.09						1.9 dCi	88	01.06	03.09						1.9 dCi	96	01.06	03.09						2.0 16V	99	01.06	03.09						2.0 16V Turbo	120	01.06	03.09						2.0 dCi	110	01.06	03.09					
1.5 dCi	74	04.04	01.05	24.0711-5151.3	360175	2 	Radsensor L=485																																																																																																																																																																																																
1.6	83	04.04	01.05																																																																																																																																																																																																				
1.9 dCi	88	04.04	01.05																																																																																																																																																																																																				
2.0 16V	99	04.04	01.05																																																																																																																																																																																																				
2.0 16V Turbo	120	04.04	01.05																																																																																																																																																																																																				
1.5 dCi	74	02.05	12.05	24.0711-5190.3	360177	2 	Radsensor L=720																																																																																																																																																																																																
1.6	83	02.05	12.05																																																																																																																																																																																																				
1.9 dCi	81	05.05	12.05																																																																																																																																																																																																				
1.9 dCi	88	02.05	12.05																																																																																																																																																																																																				
1.9 dCi	96	05.05	12.05																																																																																																																																																																																																				
2.0 16V	99	02.05	12.05																																																																																																																																																																																																				
2.0 16V Turbo	120	02.05	12.05																																																																																																																																																																																																				
2.0 dCi	110	09.05	12.05																																																																																																																																																																																																				
1.5 dCi	74	01.06	03.09	24.0711-5180.3	360236	2 	Radsensor L=720																																																																																																																																																																																																
1.5 dCi	76	06.06	03.09																																																																																																																																																																																																				
1.6	83	01.06	03.09																																																																																																																																																																																																				
1.9 dCi	81	01.06	03.09																																																																																																																																																																																																				
1.9 dCi	88	01.06	03.09																																																																																																																																																																																																				
1.9 dCi	96	01.06	03.09																																																																																																																																																																																																				
2.0 16V	99	01.06	03.09																																																																																																																																																																																																				
2.0 16V Turbo	120	01.06	03.09																																																																																																																																																																																																				
2.0 dCi	110	01.06	03.09																																																																																																																																																																																																				
	<table border="1"> <tr><td>1.5 dCi</td><td>74</td><td>04.04</td><td>03.09</td><td>13.0460-2845.2</td><td>602845</td><td></td><td>23554 16,4 /Zub/S</td><td>LUC</td></tr> <tr><td>1.5 dCi</td><td>76</td><td>06.06</td><td>03.09</td><td>13.0470-2845.2</td><td>LD2845</td><td></td><td>23554 16,4 /Zub/S</td><td>LUC</td></tr> <tr><td>1.6</td><td>83</td><td>04.04</td><td>03.09</td><td>13.0460-0072.2</td><td>610072</td><td></td><td>Belagsatz-Zubehör</td><td>LUC</td></tr> <tr><td>1.9 dCi</td><td>81</td><td>05.05</td><td>03.09</td><td></td><td></td><td></td><td></td><td></td></tr> <tr><td>1.9 dCi</td><td>88</td><td>04.04</td><td>03.09</td><td></td><td></td><td></td><td></td><td></td></tr> <tr><td>1.9 dCi</td><td>96</td><td>05.05</td><td>03.09</td><td></td><td></td><td></td><td></td><td></td></tr> <tr><td>2.0 16V</td><td>99</td><td>04.04</td><td>03.09</td><td></td><td></td><td></td><td></td><td></td></tr> <tr><td>2.0 16V Turbo</td><td>120</td><td>04.04</td><td>03.09</td><td></td><td></td><td></td><td></td><td></td></tr> <tr><td>2.0 dCi</td><td>110</td><td>09.05</td><td>03.09</td><td></td><td></td><td></td><td></td><td></td></tr> </table>	1.5 dCi	74	04.04	03.09	13.0460-2845.2	602845		23554 16,4 /Zub/S	LUC	1.5 dCi	76	06.06	03.09	13.0470-2845.2	LD2845		23554 16,4 /Zub/S	LUC	1.6	83	04.04	03.09	13.0460-0072.2	610072		Belagsatz-Zubehör	LUC	1.9 dCi	81	05.05	03.09						1.9 dCi	88	04.04	03.09						1.9 dCi	96	05.05	03.09						2.0 16V	99	04.04	03.09						2.0 16V Turbo	120	04.04	03.09						2.0 dCi	110	09.05	03.09																																																																																																																										
1.5 dCi	74	04.04	03.09	13.0460-2845.2	602845		23554 16,4 /Zub/S	LUC																																																																																																																																																																																															
1.5 dCi	76	06.06	03.09	13.0470-2845.2	LD2845		23554 16,4 /Zub/S	LUC																																																																																																																																																																																															
1.6	83	04.04	03.09	13.0460-0072.2	610072		Belagsatz-Zubehör	LUC																																																																																																																																																																																															
1.9 dCi	81	05.05	03.09																																																																																																																																																																																																				
1.9 dCi	88	04.04	03.09																																																																																																																																																																																																				
1.9 dCi	96	05.05	03.09																																																																																																																																																																																																				
2.0 16V	99	04.04	03.09																																																																																																																																																																																																				
2.0 16V Turbo	120	04.04	03.09																																																																																																																																																																																																				
2.0 dCi	110	09.05	03.09																																																																																																																																																																																																				

¹⁾ + electric parking brake / + freno a mano elettrico / + frein à main électrique / + freno de mano eléctrico

²⁾ with bearing/ with sensor ring / con supporto/+ anell.sens.ABS / avec palier de secours ABS / con apollo/+ anillo sensor ABS



RENAULT GRAND SCENIC (JM_) (04-09)

	1.5 dCi	74		04.04	03.09	24.0111-0148.2	411148		mit Lager/ mit Sensorring ¹⁾	274 10,9 9,5 +B					
	1.5 dCi	76		06.06	03.09										
	1.6	83		04.04	03.09										
	1.9 dCi	81		05.05	03.09										
	1.9 dCi	88		04.04	03.09										
	1.9 dCi	96		05.05	03.09										
	2.0 16V	99		06.03	03.09										
	2.0 16V Turbo	120		04.04	03.09										
	2.0 dCi	110		09.05	03.09										
	2.0 dCi	110		09.05	03.09										
	1.5 dCi	74		04.04	12.05	24.0711-5152.3	360176	2		Radsensor L=810					
	1.6	83		04.04	12.05										
	1.9 dCi	81		05.05	12.05										
	1.9 dCi	88		04.04	12.05										
	1.9 dCi	96		05.05	12.05										
	2.0 16V	99		04.04	12.05										
	2.0 16V Turbo	120		04.04	12.05										
	2.0 dCi	110		09.05	12.05										
	1.5 dCi	74		01.06	03.09						24.0711-5181.3	360237	2		Radsensor L=810
	1.5 dCi	76		06.06	03.09										
1.6	83		01.06	03.09											
1.9 dCi	81		01.06	03.09											
1.9 dCi	88		01.06	03.09											
1.9 dCi	96		01.06	03.09											
2.0 16V	99		01.06	03.09											
2.0 16V Turbo	120		01.06	03.09											
2.0 dCi	110		01.06	03.09											
2.0 dCi	110		01.06	03.09											










RENAULT GRAND SCENIC (JZ_) (09-)

	1.5 dCi	63		04.09		13.0460-7266.2	607266			24538 17,9 + 24538 17,9 +	ATE ATE						
	1.2 TCe	85		03.12								13.0460-7249.2	607249			24709 18,6 + 24709 18,6 +	ATE ATE
	1.2 TCe	97		03.13													
	1.4 16V	96		02.09													
	1.5 dCi	70		11.10													
	1.5 dCi	78		02.09													
	1.5 dCi	81		04.09													
	1.6 16V	81		02.09													
	1.6 dCi	96		04.11													
	1.9 dCi	96		02.09													
2.0 16V	103		02.09														
2.0 dCi	110		02.09		13.0460-7250.2	607250			24870 17,5 +	ATE							
2.0 dCi	118		04.09														
	1.5 dCi	63		04.09		24.0124-0221.1	424221			280 24,0 21,8 V L +S +B							
	1.2 TCe	85		03.12								24.0126-0158.1	426158			296 26,0 23,4 V L +S +B	
	1.2 TCe	97		03.13													
	1.4 16V	96		02.09													
	1.5 dCi	70		11.10													
	1.5 dCi	78		02.09													
	1.5 dCi	81		04.09													
	1.6 16V	81		02.09													
	1.6 dCi	96		04.11													
	1.9 dCi	96		02.09													
2.0 16V	103		02.09														
2.0 dCi	110		02.09		24.0128-0245.1	428245			320 28,0 25,4 V L +S +B								
2.0 dCi	118		04.09														
	1.2 TCe	85		03.12		13.0460-2753.2	602753			23554 16,0 /Zub/S	LUC						
	1.2 TCe	97		03.13													
	1.4 16V	96		02.09													
	1.5 dCi	70		11.10													
	1.5 dCi	78		02.09													
	1.5 dCi	81		04.09													
	1.6 16V	81		02.09													
	1.6 dCi	96		04.11													
	1.9 dCi	96		02.09													
	2.0 16V	103		02.09													
2.0 dCi	110		02.09		13.0460-2757.2	602757			24820 16,1 /Zub/S	LUC							
2.0 dCi	118		04.09														
1.2 TCe	85		03.12		13.0460-2757.2	602757			24820 16,1 /Zub/S	LUC							
1.2 TCe	97		03.13														
1.4 16V	96		02.09														
1.5 dCi	63		04.09														
1.5 dCi	70		11.10														
1.5 dCi	78		02.09														
1.5 dCi	81		04.09														
1.6 16V	81		02.09														
1.6 dCi	96		04.11														
1.9 dCi	96		02.09														
2.0 16V	103		02.09														
2.0 dCi	110		02.09		24.0108-0118.2	408118			260 8,0 7,0 +B								
2.0 dCi	118		04.09														
	1.5 dCi	63		04.09		24.0111-0180.2	411180			274 11,0 9,5 +B							
	1.2 TCe	85		03.12													
	1.2 TCe	97		03.13													
	1.4 16V	96		02.09													
1.5 dCi	70		11.10														

¹⁾ with bearing/ with sensor ring / con supporto/+ anell.sens.ABS / avec palier de secours ABS / con apoyo/+ anillo sensor ABS

























²⁾ - electric parking brake / - freno a mano elettrico / - frein à main électrique / - freno de mano eléctrico







³⁾ + electric parking brake / + freno a mano elettrico / + frein à main électrique / + freno de mano eléctrico

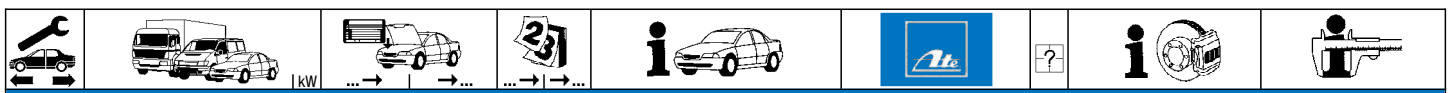
RENAULT GRAND SCENIC (JZ_) (09-)										
	1.5 dCi	78		02.09		24.0111-0180.2	411180		mit Lager/ mit Sensorring ¹⁾	274 11,0 9,5 +B
	1.5 dCi	81		04.09						
	1.6 16V	81		02.09						
	1.6 dCi	96		04.11						
	1.9 dCi	96		02.09						
	2.0 16V	103		02.09						
	2.0 dCi	110		02.09		24.0111-0184.2	411184		mit Lager/ mit Sensorring ¹⁾	290 11,0 9,5 +B
	2.0 dCi	118		04.09						
RENAULT THALIA I (LB_) (98-)										
	1.2 16V	55		04.02		13.0460-2834.2	602834			21463 18,0 /WK/S LUC
	1.4	55		08.00						
	1.4 16V	72		08.00						
	1.5 dCi	47		06.05						
	1.5 dCi	48		04.02						
	1.5 dCi	50		02.03						
	1.5 dCi	60		06.01						
	1.6 16V	79		04.02						
	1.9 D	48		02.98	05.01					
	1.2 16V	55		04.02		24.0112-0116.1	412116			238 12,0 10,5 +S +B
	1.4	55		08.00						
	1.2 16V	55		04.02		24.0120-0125.1	420125			238 20,1 17,7 V +S +B
	1.4 16V	72		08.00						
	1.5 dCi	47		06.05						
	1.5 dCi	48		04.02						
	1.5 dCi	50		02.03						
	1.5 dCi	60		06.01						
	1.6 16V	79		04.02						
	1.9 D	48		02.98	05.01					
	1.2 16V	55		04.02		24.0741-1129.1	360164	 + ESP		Radsensor L=798
	1.4	55		08.00		24.0741-1130.1	360165	 + ESP		Radsensor L=1668
	1.4 16V	72		08.00						
	1.5 dCi	47		06.05						
	1.5 dCi	48		04.02						
	1.5 dCi	50		02.03						
	1.5 dCi	60		06.01						
	1.2 16V	55		04.02	- ABS	03.0137-0358.2	650358			180 x 42 HEB BDX
						03.0137-9088.2	669088			Bremsbacken-Zubehör BDX
	1.2 16V	55		04.02	- ABS	03.0137-0312.2	650312			203 x 38 HEB LUC
	1.4	55		08.00	- ABS	03.0137-9278.2	669278			Bremsbacken-Zubehör LUC
	1.4 16V	72		08.00						
	1.5 dCi	47		06.05						
	1.5 dCi	48		04.02						
	1.5 dCi	50		02.03						
	1.5 dCi	60		06.01						
	1.6 16V	79		04.02						
	1.9 D	48		02.98	05.01					
	1.2 16V	55		04.02	+ ABS	03.0137-0423.2	650423			203 x 39 HEB BOS
	1.4	55		08.00	+ ABS	03.0137-9274.2	669274			Bremsbacken-Zubehör BOS
	1.4 16V	72		08.00						
	1.5 dCi	47		06.05						
	1.5 dCi	48		04.02						
	1.5 dCi	50		02.03						
	1.5 dCi	60		06.01						
	1.6 16V	79		04.02						
	1.9 D	48		02.98	05.01					
	1.2 16V	55		04.02	- ABS	24.0218-0032.1	480118			180/181 x 53,5 - Lager
	1.4	55		08.00	- ABS	24.0218-0732.2	480207			180/181 x 53,2 + Lager
	1.2 16V	55		04.02	11.02 + ABS	24.0220-3021.1	480127			203/204,5 x 50,5 - Lager
	1.4	55		08.00	11.02 + ABS					
	1.4 16V	72		08.00	11.02					
	1.5 dCi	48		04.02	11.02					
	1.5 dCi	60		06.01	11.02					
	1.6 16V	79		04.02						
	1.9 D	48		02.98	05.01					
	1.2 16V	55		12.02	+ ABS	24.0220-3036.1	480301		ohne Sensorring ²⁾	203/204,5 x 50,5 - Lager
	1.4	55		12.02	+ ABS					
	1.4 16V	72		12.02						
	1.5 dCi	47		06.05						
	1.5 dCi	48		12.02						
	1.5 dCi	50		02.03						
	1.5 dCi	60		12.02						
	1.2 16V	55		04.02	- ABS	03.0520-4719.3	694719			19,05/180x42 TopKit BDX
	1.4	55		08.00	- ABS					
	1.2 16V	55		04.02	+ ABS	03.0520-3817.3	693817			17,46/203x39 TopKit BOS
	1.4	55		08.00	+ ABS	03.0520-3517.3	693517			17,78/203x39 TopKit LUC
	1.4 16V	72		08.00						
	1.5 dCi	47		06.05						
	1.5 dCi	48		04.02						
	1.5 dCi	50		02.03						
	1.5 dCi	60		06.01						
	1.6 16V	79		04.02						
	1.9 D	48		02.98	05.01					

¹⁾ with bearing/ with sensor ring / con supporto/+ anell.sens.ABS / avec palier de secours ABS / con apoyo/+ anillo sensor ABS

²⁾ without sensor ring / senza sensori / sans secours ABS / sin anillo sensor ABS

									
RENAULT THALIA II / SYMBOL (LU_) (08-)									
	1.2 16V	55		09.08		13.0460-2834.2	602834		21463 18,0 /WK/S LUC
	1.5 dCi	47		09.08					
	1.5 dCi	62		09.08					
	1.6 16V	77		09.08					
	1.2 16V	55		09.08		24.0112-0116.1	412116		238 12,0 10,5 +S +B
	1.5 dCi	47		09.08		24.0120-0125.1	420125		238 20,1 17,7 V +S +B
	1.5 dCi	62		09.08					
	1.6 16V	77		09.08		24.0121-0106.1	421106		259 20,6 17,7 V +S +B
	1.2 16V	55		09.08	05.09	03.0137-0358.2	650358		180 x 42 HEB BDX
	1.5 dCi	47		09.08	05.09	03.0137-9088.2	669088		Bremsbacken-Zubehör BDX
	1.5 dCi	62		09.08	05.09				
	1.6 16V	77		09.08	05.09				
	1.2 16V	55		06.09	09.12	03.0137-0423.2	650423		203 x 39 HEB BOS
	1.5 dCi	47		06.09	09.12	03.0137-9274.2	669274		Bremsbacken-Zubehör BOS
	1.5 dCi	62		06.09	09.12				
	1.6 16V	77		06.09	09.12				
	1.2 16V	55		09.08		03.0137-0312.2	650312		203 x 38 HEB LUC
1.5 dCi	47		09.08		03.0137-9278.2	669278		Bremsbacken-Zubehör LUC	
1.5 dCi	62		09.08						
1.6 16V	77		09.08						
	1.2 16V	55		09.08		24.0218-0032.1	480118	- ABS	180/181 x 53,5 - Lager
	1.5 dCi	47		09.08		24.0218-0732.2	480207	- ABS	180/181 x 53,2 + Lager
	1.5 dCi	62		09.08		24.0220-3036.1	480301	+ ABS	203/204,5 x 50,5 - Lager
	1.6 16V	77		09.08					203/204,5 x 50,5 - Lager
	1.2 16V	55		09.08	05.09	03.0520-4719.3	694719		19,05/180x42 TopKit BDX
	1.5 dCi	47		09.08	05.09				
	1.5 dCi	62		09.08	05.09				
	1.6 16V	77		09.08	05.09				
	1.2 16V	55		06.09	09.12	03.0520-3817.3	693817		17,46/203x39 TopKit BOS
	1.5 dCi	47		06.09	09.12				
	1.5 dCi	62		06.09	09.12				
	1.6 16V	77		06.09	09.12				
	1.6 16V	77		06.09	09.12				
RENAULT TRAFIC I Propulsion (PXX) (89-97)									
	1.7	50		05.89	08.94	13.0460-3969.2	603969		20926 18,5 /WK BDX
	2.0	59		05.89	10.97				
	2.1 D	43		05.89	06.94				
	2.1 D	47		06.94	10.97				
	2.2	74		09.94	12.97				
	2.2 4x4	74		09.94	12.97				
	2.5 D	51		05.89	12.97				
	2.5 D	55		05.98	03.01				
	2.5 D	58		09.94	12.97				
	2.5 D 4x4	58		09.94	12.97				
	1.7	50		05.89	08.94	24.0124-0103.1	424103		253 24,0 22,0 V +B
	2.0	59		05.89	10.97				
	2.1 D	43		05.89	06.94				
	2.1 D	47		06.94	10.97				
	2.2	74		09.94	12.97				
	2.2 4x4	74		09.94	12.97				
	2.5 D	51		05.89	12.97				
	2.5 D	55		05.98	03.01				
	2.5 D	58		09.94	12.97				
	2.5 D 4x4	58		09.94	12.97				
	1.7	50		05.89	08.94	03.0137-0036.2	650036		254 x 57 LUC
	2.0	59		05.89	08.94	03.0137-9013.2	669013		Bremsbacken-Zubehör LUC
	2.1 D	43		05.89	06.94				
	2.1 D	47		06.94	08.94				
	2.0	59		09.94	10.97	03.0137-0330.2	650330		254 x 57 HEB LUC
	2.1 D	47		09.94	10.97	03.0137-9216.2	669216		Bremsbacken-Zubehör LUC
	1.7	50		05.89	08.94	24.0225-4019.1	480305		254/254,8 x 70
	2.0	59		05.89	10.97				
	2.1 D	43		05.89	06.94				
	2.1 D	47		06.94	10.97				
	2.0	59		09.94	10.97	03.0520-0825.3	690825		25,40/254x57 TopKit LUC
	2.1 D	47		09.94	10.97				
	2.1 D	47		09.94	10.97				
RENAULT TRAFIC I Kasten (TXX) (89-01)									
	1.4	35		05.89	06.91	13.0460-3968.2	603968		20488 18,5 +/-WK BDX
	1.7	50		05.89	08.94				
	2.0	59		05.89	08.90				
	2.1 D	43		05.89	06.94				
	2.1 D	47		06.94	08.94				
	1.9 D	44		06.97	03.01	13.0460-3969.2	603969		20926 18,5 /WK BDX
	2.1 D	47		09.94	10.97				
	2.2	70		05.89	06.94				
	2.2	74		06.94	10.97				
	2.5 D	55		05.89	03.01				
	2.5 D	55		05.89	03.01				

RENAULT TRAFIC I Kasten (TXX) (89-01)									
	1.4	35		05.89	06.91	24.0124-0103.1	424103		253 24,0 22,0 V +B
	1.7	50		05.89	08.94				
	1.9 D	44		06.97	03.01				
	2.0	59		05.89	08.90				
	2.1 D	43		05.89	06.94				
	2.1 D	47		06.94	10.97				
	2.2	70		05.89	06.94				
	2.2	74		06.94	10.97				
	2.5 D	55		05.89	03.01				
	1.4 (T1-0)	35		05.89	06.91	03.0137-0153.2	650153		255 x 46 AUT BDX
	1.7 (T1-8)	50		05.89	08.94	03.0137-9211.2	669211		Bremsbacken-Zubehör BDX
	1.7 (T3-8)	50		05.89	08.94				
	1.7 (T4-8)	50		05.89	08.94				
	2.1 (T1-3)	43		05.89	06.94				
	2.1 (T1-3)	47		06.94	10.97				
	2.1 (T3-3)	43		05.89	06.94				
	2.1 (T3-3)	47		06.94	10.97				
	2.1 (T4-3)	43		05.89	06.94				
	2.1 (T4-3)	47		06.94	10.97				
	2.0	59		05.89	08.90	03.0137-0036.2	650036		254 x 57 LUC
	2.0 4x4	59		05.89	08.90	03.0137-9013.2	669013		Bremsbacken-Zubehör LUC
	2.1 D	43		05.89	06.94				
	2.1 D	47		06.94	08.94				
	2.1 D 4x4	43		05.89	06.94				
	2.1 D 4x4	47		06.94	08.94				
	2.2	70		05.89	06.94				
	2.2	74		06.94	08.94				
	2.2 4x4	70		05.89	06.94				
	2.2 4x4	74		06.94	08.94				
	2.5 D	55		05.89	08.94				
	2.5 D 4x4	55		05.89	08.94				
	1.9 D	44		06.97	03.01	03.0137-0330.2	650330		254 x 57 HEB LUC
	2.1 D	47		09.94	10.97	03.0137-9216.2	669216		Bremsbacken-Zubehör LUC
	2.1 D 4x4	47		09.94	10.97				
	2.2	74		09.94	10.97				
	2.2 4x4	74		09.94	10.97				
	2.5 D	55		09.94	03.01				
	2.5 D 4x4	55		09.94	03.01				
	2.1 D	43		11.89	06.94	24.0225-4015.2	480178		254/254,8 x 70
	2.1 D	47		06.94	10.97				
	2.1 D 4x4	43		11.89	06.94				
	2.1 D 4x4	47		06.94	10.97				
	2.2	70		11.89	06.94				
	2.2	74		06.94	10.97				
	2.2 4x4	70		11.89	06.94				
	2.2 4x4	74		06.94	10.97				
	2.5 D	55		11.89	03.01				
	2.5 D 4x4	55		11.89	10.97				
	2.5 D 4x4	55		11.97	03.01	24.0225-4019.1	480305		254/254,8 x 70
	1.7 (T3-8)	50		05.89	08.94	03.0520-0723.3	690723		23,81/255x45 TopKit BDX
	1.7 (T4-8)	50		05.89	08.94				
	2.1 (T1-3)	43		05.89	06.94				
	2.1 (T1-3)	47		06.94	10.97				
	2.1 (T3-3)	43		05.89	06.94				
	2.1 (T3-3)	47		06.94	10.97				
	2.1 (T4-3)	43		05.89	06.94				
	2.1 (T4-3)	47		06.94	10.97				
	2.0	59		05.89	08.90	03.0520-0825.3	690825		25,40/254x57 TopKit LUC
	2.0 4x4	59		05.89	08.90				
	2.1 D	43		05.89	06.94				
	2.1 D	47		06.94	08.94				
	2.1 D 4x4	43		05.89	06.94				
	2.1 D 4x4	47		06.94	08.94				
	2.2	70		05.89	06.94				
	2.2	74		06.94	08.94				
	2.2 4x4	70		05.89	06.94				
	2.2 4x4	74		06.94	08.94				
	2.5 D	55		05.89	08.94				
	2.5 D 4x4	55		05.89	08.94				
	1.9 D	44		06.97	03.01	03.0520-0825.3	690825		25,40/254x57 TopKit LUC
	2.1 D	47		09.94	10.97				
	2.1 D 4x4	47		09.94	10.97				
	2.2	74		09.94	10.97				
	2.2 4x4	74		09.94	10.97				
	2.5 D	55		09.94	03.01				
	2.5 D 4x4	55		09.94	03.01				
RENAULT TRAFIC I Bus (TXW) (89-01)									
	1.7	50		05.89	08.94	13.0460-3969.2	603969		20926 18,5 /WK BDX
	1.9 D	44		06.97	03.01				
	2.0	59		05.89	08.90				
	2.1 D	43		05.89	06.94				
	2.1 D	47		06.94	10.97				
	2.2	70		05.89	06.94				
	2.2	74		06.94	10.97				
	2.2 4x4	70		05.89	06.94				
									



























RENAULT TRAFIC I Bus (TXW) (89-01)

	2.2 4x4 2.5 D 2.5 D 4x4	74 55 55		06.94 05.89 08.89	10.97 03.01 03.01	13.0460-3969.2	603969		20926 18,5 /WK	BDX
	1.7 1.9 D 2.0 2.1 D 2.1 D 2.2 2.2 2.2 4x4 2.2 4x4 2.5 D 2.5 D 4x4	50 44 59 43 47 70 74 70 74 55 55		05.89 06.97 05.89 05.89 06.94 05.89 06.94 05.89 06.94 05.89 08.89	08.94 03.01 08.90 08.90 06.94 06.94 10.97 06.94 10.97 03.01 03.01	24.0124-0103.1	424103		253 24,0 22,0 V +B	
	1.7 1.9 D 2.0 2.1 D 2.1 D 2.2 2.2 2.5 D 2.5 D 4x4	50 44 59 43 47 70 74 55 55		05.89 06.97 05.89 05.89 06.94 05.89 06.94 05.89 08.89	08.94 10.97 08.90 06.94 10.97 06.94 10.97 03.01 10.97	03.0137-0153.2 03.0137-9211.2	650153 669211		255 x 46 AUT Bremsbacken-Zubehör	BDX BDX
	1.7 1.9 D 2.0 2.1 D 2.1 D 2.2 2.2 2.5 D 2.5 D 4x4	50 44 59 43 47 70 74 55 55		05.89 11.97 05.89 05.89 06.94 05.89 06.94 11.97 11.97	08.94 03.01 08.90 06.94 10.97 06.94 10.97 03.01 03.01	03.0137-0330.2 03.0137-9216.2	650330 669216		254 x 57 HEB Bremsbacken-Zubehör	LUC LUC
	2.2 2.5 D 2.5 D 4x4	70 55 55		05.89 05.89 08.89	06.94 06.94 06.94	03.0137-0036.2 03.0137-9013.2	650036 669013		254 x 57 Bremsbacken-Zubehör	LUC LUC
	1.9 D 2.5 D 2.5 D 4x4	44 55 55		11.97 11.97 11.97	03.01 03.01 03.01	24.0225-4015.2	480178		254/254,8 x 70	
	1.7 1.9 D 2.0 2.1 D 2.1 D 2.2 2.2 2.5 D 2.5 D 4x4	50 44 59 43 47 70 74 55 55		05.89 06.97 05.89 05.89 06.94 05.89 06.94 05.89 08.89	08.94 10.97 08.90 06.94 10.97 06.94 10.97 10.97 10.97	03.0520-0723.3	690723		23,81/255x45 TopKit	BDX
	1.7 1.9 D 2.0 2.1 D 2.1 D 2.2 2.2 2.5 D 2.5 D 4x4	50 44 59 43 47 70 74 55 55		05.89 11.97 05.89 05.89 06.94 05.89 06.94 11.97 11.97	08.94 03.01 08.90 06.94 10.97 06.94 10.97 03.01 03.01	03.0520-0825.3	690825		25,40/254x57 TopKit	LUC
	2.2 2.5 D 2.5 D 4x4	70 55 55		05.89 05.89 08.89	06.94 06.94 06.94	03.0520-0825.3	690825		25,40/254x57 TopKit	LUC

RENAULT TRAFIC II (JL/FL/EL) (01-14)

	1.9 dCi 1.9 dCi 100 1.9 dCi 80 2.0 16V 2.0 16V 2.0 dCi 115 2.0 dCi 90 2.5 dCi 2.5 dCi 115 2.5 dCi 135 2.5 dCi 145 2.5 DTi	59 74 60 86 88 84 66 84 84 99 107 99		04.01 03.01 03.01 08.06 03.01 10.06 10.06 08.07 02.08 05.03 10.06 03.03	07.03 08.14 08.14 08.14 08.14 08.14 08.14 08.14 08.14 08.14 08.14 07.03	13.0460-2870.2	602870		23099 18,4 /S	LUC
	1.9 dCi 1.9 dCi 100 1.9 dCi 80 2.0 16V 2.0 16V 2.0 dCi 115 2.0 dCi 90 2.5 dCi 2.5 dCi 115 2.5 dCi 135 2.5 dCi 145 2.5 DTi	59 74 60 86 88 84 66 84 84 99 107 99		04.01 03.01 03.01 08.06 03.01 10.06 10.06 08.07 02.08 05.03 10.06 03.03	07.03 08.14 08.14 08.14 08.14 08.14 08.14 08.14 08.14 08.14 08.14 07.03	24.0128-0132.1	428132		305 28,0 24,0 V L +S +B	



								
RENAULT TRAFIC II (JL/FL/EL) (01-14)								
	1.9 dCi 1.9 dCi 100 1.9 dCi 80 2.0 16V 2.0 16V 2.0 dCi 115 2.0 dCi 90 2.5 dCi 2.5 dCi 115 2.5 dCi 135 2.5 dCi 145 2.5 DTi	59 74 60 86 88 84 66 84 84 99 107 99		04.01 07.03 03.01 08.14 03.01 08.14 08.06 08.14 03.01 08.14 10.06 08.14 10.06 08.14 08.07 08.14 02.08 08.14 05.03 08.14 10.06 08.14 03.03 07.03		13.0460-2840.2 602840 13.0460-0072.2 610072		23980 16,5 /WE/S Belagsatz-Zubehör LUC LUC
	1.9 dCi 1.9 dCi 100 1.9 dCi 80 2.0 16V 2.0 16V 2.0 dCi 115 2.0 dCi 90 2.5 dCi 2.5 dCi 115 2.5 dCi 135 2.5 dCi 145 2.5 DTi	59 74 60 86 88 84 66 84 84 99 107 99		04.01 07.03 03.01 08.14 03.01 08.14 08.06 08.14 03.01 08.14 10.06 08.14 10.06 08.14 08.07 08.14 02.08 08.14 05.03 08.14 10.06 08.14 03.03 07.03		24.0112-0177.2 412177	mit Lager/ mit Sensorring ¹⁾	280 12,0 10,0 +B
RENAULT TRAFIC III (14-)								
	1.6 dCi 115 1.6 dCi 120 1.6 dCi 140 1.6 dCi 90	85 88 103 66		05.14 05.14 05.14 05.14		13.0460-2840.2 602840		23980 16,5 /WE/S LUC
RENAULT TWINGO I Limousine (C06_) (93-07)								
	1.2 (C063,C064) 1.2 (C066,C068) 1.2 (C067) 1.2 (C060) 1.2 (C066,C068) 1.2 (C066,C068) 1.2 (C067) 1.2 (C067) 1.2 (C067) 1.2 (C06C,C06D,C06K)	40 43 40 44 43 43 40 40 40 55		03.93 10.96 05.96 09.98 + Schaltgetriebe ²⁾ 05.96 09.98 + Schaltgetriebe ²⁾ 08.04 07.07 05.96 07.07 + Automatikgetriebe ³⁾ 10.98 07.07 + Schaltgetriebe ²⁾ 05.96 07.07 + Automatikgetriebe ³⁾ 10.98 07.07 + Schaltgetriebe ²⁾ 01.01 07.07		13.0460-3953.2 603953 13.0460-0423.2 610423 13.0460-3955.2 603955 13.0460-2834.2 602834		20634 15,0 Belagsatz-Zubehör BDX 21097 15,0 +/WK BDX 21463 18,0 /WK/S LUC
	1.2 (C063,C064) 1.2 (C066,C068) 1.2 (C067) 1.2 (C066,C068) 1.2 (C066,C068) 1.2 (C067) 1.2 (C067) 1.2 (C06C,C06D,C06K) 1.2 (C060) 1.2 (C066,C068) 1.2 (C066,C068) 1.2 (C067) 1.2 (C067) 1.2 (C06C,C06D,C06K) 1.2 (C066,C068) 1.2 (C066,C068) 1.2 (C067) 1.2 (C067) 1.2 (C06C,C06D,C06K)	40 43 40 43 43 40 40 55 44 43 43 40 40 55 43 43 40 40 55		03.93 10.96 05.96 09.98 + Schaltgetriebe ²⁾ 05.96 09.98 + Schaltgetriebe ²⁾ 05.96 09.98 + Automatikgetriebe ³⁾ 10.98 08.00 05.96 09.98 + Automatikgetriebe ³⁾ 10.98 07.07 01.01 10.03 + verstärktes Fahrwerk ⁴⁾ 08.04 07.07 09.00 10.03 01.01 10.03 - verstärktes Fahrwerk ⁵⁾ 11.03 07.07 11.03 07.07		24.0108-0104.1 408104 24.0112-0116.1 412116 24.0121-0106.1 421106 24.0112-0171.1 412171		238 8,2 7,0 +S +B 238 12,0 10,5 +S +B 259 20,6 17,7 V +S +B 259 12,0 10,6 +S +B
	1.2 (C063,C064) 1.2 (C066,C068) 1.2 (C067) 1.2 (C06C,C06D,C06K) 1.2 (C066,C068) 1.2 (C067) 1.2 (C06C,C06D,C06K)	40 43 40 55 43 40 55		03.93 10.96 05.96 02.01 05.96 02.01 01.01 02.01 03.01 11.02 03.01 11.02 03.01 11.02		24.0731-1179.1 360157 24.0751-3901.1 360300	2  2 	Radsensor L=475 Radsensor L=578
	1.2 (C066,C068) 1.2 (C067) 1.2 (C06C,C06D,C06K)	43 40 55		05.96 07.07 05.96 07.07 01.01 07.07		24.0713-1105.3 360286 24.0713-1106.3 360287 24.0713-1105.3 360286	  2 	Radsensor L=420 Radsensor L=420 Radsensor L=420
	1.2 (C063,C064) 1.2 (C066,C068) 1.2 (C067) 1.2 (C066,C068) 1.2 (C067) 1.2 (C060) 1.2 (C066,C068) 1.2 (C067) 1.2 (C067) 1.2 (C06C,C06D,C06K)	40 43 40 43 40 44 43 40 40 55		03.93 10.96 05.96 07.07 - ABS 05.96 07.07 - ABS 05.96 06.98 + ABS 05.96 06.98 + ABS 08.04 07.07 07.98 07.07 + ABS 07.98 07.07 + ABS 01.01 07.07		03.0137-0209.2 650209 03.0137-9086.2 669086 03.0137-0209.2 650209 03.0137-9086.2 669086 03.0137-0312.2 650312 03.0137-9158.2 669158		180 x 42 Bremsbacken-Zubehör BDX BDX 180 x 42 Bremsbacken-Zubehör BDX BDX 203 x 38 HEB LUC Bremsbacken-Zubehör LUC
	1.2 (C063,C064) 1.2 (C066,C068) 1.2 (C067) 1.2 (C060) 1.2 (C06C,C06D,C06K)	40 43 40 44 55		03.93 10.96 05.96 07.07 05.96 07.07 08.04 07.07 01.01 07.07		24.0218-0032.1 480118 24.0218-0732.2 480207 24.0220-3036.1 480301 24.0220-3021.1 480127	ohne Sensorring ⁶⁾	180/181 x 53,5 - Lager 180/181 x 53,2 + Lager 203/204,5 x 50,5 - Lager 203/204,5 x 50,5 - Lager
	1.2 (C063,C064) 1.2 (C066,C068) 1.2 (C067) 1.2 (C060) 1.2 (C066,C068) 1.2 (C067)	40 43 40 44 43 40		03.93 10.96 - ABS 05.96 07.07 - ABS 05.96 07.07 - ABS 08.04 07.07 05.96 07.07 + ABS 05.96 07.07 + ABS		03.0420-1020.3 681020 03.0520-1020.3 691020 03.0520-3517.3 693517		20,64/180x42 Kit BDX BDX 20,64/180x42 TopKit BDX 17,78/203x39 TopKit LUC

¹⁾ with bearing/ with sensor ring / con supporto/+ anell.sens.ABS / avec palier de secours ABS / con apoyo/+ anillo sensor ABS























²⁾ + manual transmission / + scatola cambio velocità / + transmission mécanique / + cambio de velocidad

³⁾ + autom.transmission / + scatola cambio automatico / + transmission automatique / + cambio automático

⁴⁾ + reinforced suspension / + sospensione rinforzata / + châssis renforcé / + suspensión reforzada

⁵⁾ - reinforced suspension / - sospensione rinforzata / - châssis renforcé / - suspensión reforzada

⁶⁾ without sensor ring / senza sensori / sans secours ABS / sin anillo sensor ABS















											
RENAULT TWINGO I Limousine (C06_) (93-07)											
	1.2 (C06C,C06D,C06K)	55		01.01	07.07		03.0520-3517.3	693517		17,78/203x39 TopKit	LUC
RENAULT TWINGO I Kasten (S06_) (93-07)											
	1.2 (S063,S064)	40		03.93	04.96		13.0460-3953.2	603953		20634 15,0	BDX
	1.2 (S066,S068)	43		05.96	09.98	+ Schaltgetriebe ¹⁾	13.0460-0423.2	610423		Belagsatz-Zubehör	BDX
	1.2 (S066,S068)	43		05.96	07.07	+ Automatikgetriebe ²⁾	13.0460-2834.2	602834		21463 18,0 /WK/S	LUC
	1.2 (S066,S068)	43		10.98	07.07	+ Schaltgetriebe ¹⁾					
	1.2 (S063,S064)	40		03.93	04.96		24.0108-0104.1	408104		238 8,2 7,0 +S +B	
	1.2 (S066,S068)	43		05.96	09.98	+ Schaltgetriebe ¹⁾					
	1.2 (S066,S068)	43		05.96	08.00	+ Automatikgetriebe ²⁾	24.0112-0116.1	412116		238 12,0 10,5 +S +B	
	1.2 (S066,S068)	43		10.98	08.00	+ Schaltgetriebe ¹⁾					
	1.2 (S066,S068)	43		09.00	07.07	+ Automatikgetriebe ²⁾	24.0121-0106.1	421106		259 20,6 17,7 V +S +B	
	1.2 (S066,S068)	43		09.00	07.07	+ Schaltgetriebe ¹⁾					
	1.2 (S066,S068)	43		11.03	07.07		24.0112-0171.1	412171		259 12,0 10,6 +S +B	
	1.2 (S063,S064)	40		03.93	04.96		24.0731-1179.1	360157	2	Radensensor L=475	
	1.2 (S066,S068)	43		05.96	07.07						
	1.2 (S066,S068)	43		05.96	07.07		24.0713-1105.3	360286		Radensensor L=420	
							24.0713-1106.3	360287		Radensensor L=420	
	1.2 (S063,S064)	40		03.93	04.96	- ABS	03.0137-0209.2	650209		180 x 42	BDX
	1.2 (S066,S068)	43		05.96	07.07	- ABS	03.0137-9086.2	669086		Bremsbacken-Zubehör	BDX
	1.2 (S063,S064)	40		03.93	04.96	+ ABS	03.0137-0209.2	650209		180 x 42	BDX
	1.2 (S066,S068)	43		05.96	06.98	+ ABS	03.0137-9086.2	669086		Bremsbacken-Zubehör	BDX
	1.2 (S066,S068)	43		07.98	07.07	+ ABS	03.0137-0312.2	650312		203 x 38 HEB	LUC
							03.0137-9158.2	669158		Bremsbacken-Zubehör	LUC
	1.2 (S063,S064)	40		03.93	04.96		24.0218-0032.1	480118		180/181 x 53,5 - Lager	
	1.2 (S066,S068)	43		05.96	07.07		24.0218-0732.2	480207		180/181 x 53,2 + Lager	
	1.2 (S063,S064)	40		03.93	04.96	- ABS	03.0420-1020.3	681020		20,64/180x42 Kit	BDX
	1.2 (S066,S068)	43		05.96	07.07	- ABS	03.0520-1020.3	691020		20,64/180x42 TopKit	BDX
	1.2 (S066,S068)	43		05.96	07.07	+ ABS	03.0520-3517.3	693517		17,78/203x39 TopKit	LUC
RENAULT TWINGO II (CNO_) (07-14)											
	1.2	43		03.07	07.14		13.0460-2834.2	602834		21463 18,0 /WK/S	LUC
	1.2 16V	55		03.07	07.14						
	1.2 16V	56		03.07	07.14						
	1.2 TCe 100	75		02.11	07.14						
	1.2 Turbo	74		03.07	07.14						
	1.5 dCi	47		03.07	07.14						
	1.5 dCi	62		04.08	07.14						
	1.5 dCi 75	55		10.10	07.14						
	1.5 dCi 90	63		10.10	07.14						
	1.6 RS	98		05.08	07.14		13.0460-7248.2	607248		23215 17,5 +	ATE
	1.2	43		03.07	07.14		24.0112-0171.1	412171		259 12,0 10,6 +S +B	
	1.5 dCi	47		03.07	07.14						
	1.2	43		03.07	07.14		24.0121-0106.1	421106		259 20,6 17,7 V +S +B	
	1.2 16V	55		03.07	07.14						
	1.2 16V	56		03.07	07.14						
	1.2 TCe 100	75		02.11	07.14						
	1.2 Turbo	74		03.07	07.14						
	1.5 dCi	47		03.07	07.14						
	1.5 dCi	62		04.08	07.14						
	1.5 dCi 75	55		10.10	07.14						
	1.5 dCi 90	63		10.10	07.14						
	1.6 RS	98		05.08	07.14		24.0124-0158.1	424158		280 24,0 21,8 V L +S +B	
							24.0324-0158.1	524158		280 24,0 21,8 V L +S +B PD	
	1.6 RS	98		05.08	07.14		24.0108-0114.2	408114		mit Lager/ mit Sensorring ³⁾	240 8,0 7,0 +B
	1.2	43		03.07	09.12		03.0137-0498.2	650498		203 x 38 HEB	LUC
	1.2 16V	55		03.07	09.12		03.0137-9278.2	669278		Bremsbacken-Zubehör	LUC
	1.2 16V	56		03.07	09.12						
	1.2 TCe 100	75		02.11	09.12						
	1.2 Turbo	74		03.07	09.12						
	1.5 dCi	47		03.07	09.12						
	1.5 dCi	62		04.08	09.12						
	1.5 dCi 75	55		10.10	09.12						
	1.5 dCi 90	63		10.10	09.12						
	1.2	43		03.07	07.14		24.0220-3037.1	480308		ohne Sensorring ⁴⁾	203/204,5 x 48 - Lager
	1.2 16V	55		03.07	07.14		24.0220-3737.2	480218		ohne Sensorring ⁴⁾	203/204,5 x 48 + Lager
	1.2 16V	56		03.07	07.14						
	1.2 TCe 100	75		02.11	07.14						
	1.2 Turbo	74		03.07	07.14						
	1.5 dCi	47		03.07	07.14						
	1.5 dCi	62		04.08	07.14						
	1.5 dCi 75	55		10.10	07.14						
	1.5 dCi 90	63		10.10	07.14						

¹⁾ + manual transmission / + scatola cambio velocità / + transmission mécanique / + cambio de velocidad

²⁾ + autom. transmission / + scatola cambio automatico / + transmission automatique / + cambio automático
























³⁾ with bearing/ with sensor ring / con supporto/+ anell.sens.ABS / avec palier de secours ABS / con apoyo/+ anillo sensor ABS

























⁴⁾ without sensor ring / senza sensori / sans secours ABS / sin anillo sensor ABS
























RENAULT TWINGO II (CNO_) (07-14)																																																																																																															
	<table border="1"> <tr><td>1.2</td><td>43</td><td></td><td>03.07</td><td>09.12</td><td></td><td>03.0520-4717.3</td><td>694717</td><td></td><td>17,46/203x38 TopKit</td></tr> <tr><td>1.2 16V</td><td>55</td><td></td><td>03.07</td><td>09.12</td><td></td><td></td><td></td><td></td><td></td></tr> <tr><td>1.2 16V</td><td>56</td><td></td><td>03.07</td><td>09.12</td><td></td><td></td><td></td><td></td><td></td></tr> <tr><td>1.2 TCe 100</td><td>75</td><td></td><td>02.11</td><td>09.12</td><td></td><td></td><td></td><td></td><td></td></tr> <tr><td>1.2 Turbo</td><td>74</td><td></td><td>03.07</td><td>09.12</td><td></td><td></td><td></td><td></td><td></td></tr> <tr><td>1.5 dCi</td><td>47</td><td></td><td>03.07</td><td>09.12</td><td></td><td></td><td></td><td></td><td></td></tr> <tr><td>1.5 dCi</td><td>62</td><td></td><td>04.08</td><td>09.12</td><td></td><td></td><td></td><td></td><td></td></tr> <tr><td>1.5 dCi 75</td><td>55</td><td></td><td>10.10</td><td>09.12</td><td></td><td></td><td></td><td></td><td></td></tr> <tr><td>1.5 dCi 90</td><td>63</td><td></td><td>10.10</td><td>09.12</td><td></td><td></td><td></td><td></td><td></td></tr> </table>	1.2	43		03.07	09.12		03.0520-4717.3	694717		17,46/203x38 TopKit	1.2 16V	55		03.07	09.12						1.2 16V	56		03.07	09.12						1.2 TCe 100	75		02.11	09.12						1.2 Turbo	74		03.07	09.12						1.5 dCi	47		03.07	09.12						1.5 dCi	62		04.08	09.12						1.5 dCi 75	55		10.10	09.12						1.5 dCi 90	63		10.10	09.12																									
1.2	43		03.07	09.12		03.0520-4717.3	694717		17,46/203x38 TopKit																																																																																																						
1.2 16V	55		03.07	09.12																																																																																																											
1.2 16V	56		03.07	09.12																																																																																																											
1.2 TCe 100	75		02.11	09.12																																																																																																											
1.2 Turbo	74		03.07	09.12																																																																																																											
1.5 dCi	47		03.07	09.12																																																																																																											
1.5 dCi	62		04.08	09.12																																																																																																											
1.5 dCi 75	55		10.10	09.12																																																																																																											
1.5 dCi 90	63		10.10	09.12																																																																																																											
RENAULT TWINGO III (14-)																																																																																																															
	<table border="1"> <tr><td>0.9</td><td>66</td><td></td><td>09.14</td><td></td><td></td><td>13.0460-7298.2</td><td>607298</td><td></td><td>25702 18,2 + ATE</td></tr> <tr><td>1.0</td><td>52</td><td></td><td>09.14</td><td></td><td></td><td></td><td></td><td></td><td></td></tr> </table>	0.9	66		09.14			13.0460-7298.2	607298		25702 18,2 + ATE	1.0	52		09.14																																																																																																
0.9	66		09.14			13.0460-7298.2	607298		25702 18,2 + ATE																																																																																																						
1.0	52		09.14																																																																																																												
RENAULT VEL SATIS (BJO_) (02-09)																																																																																																															
	<table border="1"> <tr><td>2.0</td><td>108</td><td></td><td>04.05</td><td>12.09</td><td></td><td>13.0460-7159.2</td><td>607159</td><td></td><td>23248 18,3 + ATE</td></tr> <tr><td>2.0 16V Turbo</td><td>120</td><td></td><td>06.02</td><td>12.09</td><td></td><td>13.0470-7159.2</td><td>LD7159</td><td></td><td>23248 18,3 + ATE</td></tr> <tr><td>2.0 16V Turbo</td><td>125</td><td></td><td>04.04</td><td>12.09</td><td></td><td></td><td></td><td></td><td></td></tr> <tr><td>2.0 dCi</td><td>110</td><td></td><td>08.05</td><td>12.09</td><td></td><td></td><td></td><td></td><td></td></tr> <tr><td>2.0 dCi</td><td>127</td><td></td><td>01.06</td><td>12.09</td><td></td><td></td><td></td><td></td><td></td></tr> <tr><td>2.2 dCi</td><td>85</td><td></td><td>04.04</td><td>12.09</td><td></td><td></td><td></td><td></td><td></td></tr> <tr><td>2.2 dCi</td><td>110</td><td></td><td>06.02</td><td>12.09</td><td></td><td></td><td></td><td></td><td></td></tr> <tr><td>3.0 dCi</td><td>130</td><td></td><td>06.02</td><td>12.09</td><td></td><td></td><td></td><td></td><td></td></tr> <tr><td>3.0 dCi</td><td>133</td><td></td><td>06.06</td><td>12.09</td><td></td><td></td><td></td><td></td><td></td></tr> <tr><td>3.5</td><td>170</td><td></td><td>10.04</td><td>12.09</td><td></td><td></td><td></td><td></td><td></td></tr> <tr><td>3.5 V6</td><td>177</td><td></td><td>06.02</td><td>12.09</td><td></td><td></td><td></td><td></td><td></td></tr> </table>	2.0	108		04.05	12.09		13.0460-7159.2	607159		23248 18,3 + ATE	2.0 16V Turbo	120		06.02	12.09		13.0470-7159.2	LD7159		23248 18,3 + ATE	2.0 16V Turbo	125		04.04	12.09						2.0 dCi	110		08.05	12.09						2.0 dCi	127		01.06	12.09						2.2 dCi	85		04.04	12.09						2.2 dCi	110		06.02	12.09						3.0 dCi	130		06.02	12.09						3.0 dCi	133		06.06	12.09						3.5	170		10.04	12.09						3.5 V6	177		06.02	12.09					
2.0	108		04.05	12.09		13.0460-7159.2	607159		23248 18,3 + ATE																																																																																																						
2.0 16V Turbo	120		06.02	12.09		13.0470-7159.2	LD7159		23248 18,3 + ATE																																																																																																						
2.0 16V Turbo	125		04.04	12.09																																																																																																											
2.0 dCi	110		08.05	12.09																																																																																																											
2.0 dCi	127		01.06	12.09																																																																																																											
2.2 dCi	85		04.04	12.09																																																																																																											
2.2 dCi	110		06.02	12.09																																																																																																											
3.0 dCi	130		06.02	12.09																																																																																																											
3.0 dCi	133		06.06	12.09																																																																																																											
3.5	170		10.04	12.09																																																																																																											
3.5 V6	177		06.02	12.09																																																																																																											
	<table border="1"> <tr><td>2.0</td><td>108</td><td></td><td>04.05</td><td>12.09</td><td></td><td>24.0128-0133.1</td><td>428133</td><td></td><td>324 28,0 25,4 V L +B</td></tr> <tr><td>2.0 16V Turbo</td><td>120</td><td></td><td>06.02</td><td>12.09</td><td></td><td></td><td></td><td></td><td></td></tr> <tr><td>2.0 16V Turbo</td><td>125</td><td></td><td>04.04</td><td>12.09</td><td></td><td></td><td></td><td></td><td></td></tr> <tr><td>2.0 dCi</td><td>110</td><td></td><td>08.05</td><td>12.09</td><td></td><td></td><td></td><td></td><td></td></tr> <tr><td>2.0 dCi</td><td>127</td><td></td><td>01.06</td><td>12.09</td><td></td><td></td><td></td><td></td><td></td></tr> <tr><td>2.2 dCi</td><td>85</td><td></td><td>04.04</td><td>12.09</td><td></td><td></td><td></td><td></td><td></td></tr> <tr><td>2.2 dCi</td><td>110</td><td></td><td>06.02</td><td>12.09</td><td></td><td></td><td></td><td></td><td></td></tr> <tr><td>3.0 dCi</td><td>130</td><td></td><td>06.02</td><td>12.09</td><td></td><td></td><td></td><td></td><td></td></tr> <tr><td>3.0 dCi</td><td>133</td><td></td><td>06.06</td><td>12.09</td><td></td><td></td><td></td><td></td><td></td></tr> <tr><td>3.5</td><td>170</td><td></td><td>10.04</td><td>12.09</td><td></td><td></td><td></td><td></td><td></td></tr> <tr><td>3.5 V6</td><td>177</td><td></td><td>06.02</td><td>12.09</td><td></td><td></td><td></td><td></td><td></td></tr> </table>	2.0	108		04.05	12.09		24.0128-0133.1	428133		324 28,0 25,4 V L +B	2.0 16V Turbo	120		06.02	12.09						2.0 16V Turbo	125		04.04	12.09						2.0 dCi	110		08.05	12.09						2.0 dCi	127		01.06	12.09						2.2 dCi	85		04.04	12.09						2.2 dCi	110		06.02	12.09						3.0 dCi	130		06.02	12.09						3.0 dCi	133		06.06	12.09						3.5	170		10.04	12.09						3.5 V6	177		06.02	12.09					
2.0	108		04.05	12.09		24.0128-0133.1	428133		324 28,0 25,4 V L +B																																																																																																						
2.0 16V Turbo	120		06.02	12.09																																																																																																											
2.0 16V Turbo	125		04.04	12.09																																																																																																											
2.0 dCi	110		08.05	12.09																																																																																																											
2.0 dCi	127		01.06	12.09																																																																																																											
2.2 dCi	85		04.04	12.09																																																																																																											
2.2 dCi	110		06.02	12.09																																																																																																											
3.0 dCi	130		06.02	12.09																																																																																																											
3.0 dCi	133		06.06	12.09																																																																																																											
3.5	170		10.04	12.09																																																																																																											
3.5 V6	177		06.02	12.09																																																																																																											
	<table border="1"> <tr><td>2.0</td><td>108</td><td></td><td>04.05</td><td>12.09</td><td></td><td>24.0711-5094.1</td><td>360064</td><td>2 </td><td>Radsensor L=557</td></tr> <tr><td>2.0 16V Turbo</td><td>120</td><td></td><td>06.02</td><td>12.09</td><td></td><td></td><td></td><td></td><td></td></tr> <tr><td>2.0 16V Turbo</td><td>125</td><td></td><td>04.04</td><td>12.09</td><td></td><td></td><td></td><td></td><td></td></tr> <tr><td>2.0 dCi</td><td>110</td><td></td><td>08.05</td><td>12.09</td><td></td><td></td><td></td><td></td><td></td></tr> <tr><td>2.0 dCi</td><td>127</td><td></td><td>01.06</td><td>12.09</td><td></td><td></td><td></td><td></td><td></td></tr> <tr><td>2.2 dCi</td><td>85</td><td></td><td>04.04</td><td>12.09</td><td></td><td></td><td></td><td></td><td></td></tr> <tr><td>2.2 dCi</td><td>110</td><td></td><td>06.02</td><td>12.09</td><td></td><td></td><td></td><td></td><td></td></tr> <tr><td>3.0 dCi</td><td>130</td><td></td><td>06.02</td><td>12.09</td><td></td><td></td><td></td><td></td><td></td></tr> <tr><td>3.0 dCi</td><td>133</td><td></td><td>06.06</td><td>12.09</td><td></td><td></td><td></td><td></td><td></td></tr> <tr><td>3.5</td><td>170</td><td></td><td>10.04</td><td>12.09</td><td></td><td></td><td></td><td></td><td></td></tr> <tr><td>3.5 V6</td><td>177</td><td></td><td>06.02</td><td>12.09</td><td></td><td></td><td></td><td></td><td></td></tr> </table>	2.0	108		04.05	12.09		24.0711-5094.1	360064	2 	Radsensor L=557	2.0 16V Turbo	120		06.02	12.09						2.0 16V Turbo	125		04.04	12.09						2.0 dCi	110		08.05	12.09						2.0 dCi	127		01.06	12.09						2.2 dCi	85		04.04	12.09						2.2 dCi	110		06.02	12.09						3.0 dCi	130		06.02	12.09						3.0 dCi	133		06.06	12.09						3.5	170		10.04	12.09						3.5 V6	177		06.02	12.09					
2.0	108		04.05	12.09		24.0711-5094.1	360064	2 	Radsensor L=557																																																																																																						
2.0 16V Turbo	120		06.02	12.09																																																																																																											
2.0 16V Turbo	125		04.04	12.09																																																																																																											
2.0 dCi	110		08.05	12.09																																																																																																											
2.0 dCi	127		01.06	12.09																																																																																																											
2.2 dCi	85		04.04	12.09																																																																																																											
2.2 dCi	110		06.02	12.09																																																																																																											
3.0 dCi	130		06.02	12.09																																																																																																											
3.0 dCi	133		06.06	12.09																																																																																																											
3.5	170		10.04	12.09																																																																																																											
3.5 V6	177		06.02	12.09																																																																																																											
	<table border="1"> <tr><td>2.0</td><td>108</td><td></td><td>04.05</td><td>12.09</td><td></td><td>13.0460-7137.2</td><td>607137</td><td></td><td>23482 15,8 + ATE</td></tr> <tr><td>2.0 16V Turbo</td><td>120</td><td></td><td>06.02</td><td>12.09</td><td></td><td>13.0470-7137.2</td><td>LD7137</td><td></td><td>23482 15,8 + ATE</td></tr> <tr><td>2.0 16V Turbo</td><td>125</td><td></td><td>04.04</td><td>12.09</td><td></td><td></td><td></td><td></td><td></td></tr> <tr><td>2.0 dCi</td><td>110</td><td></td><td>08.05</td><td>12.09</td><td></td><td></td><td></td><td></td><td></td></tr> <tr><td>2.0 dCi</td><td>127</td><td></td><td>01.06</td><td>12.09</td><td></td><td></td><td></td><td></td><td></td></tr> <tr><td>2.2 dCi</td><td>85</td><td></td><td>04.04</td><td>12.09</td><td></td><td></td><td></td><td></td><td></td></tr> <tr><td>2.2 dCi</td><td>110</td><td></td><td>06.02</td><td>12.09</td><td></td><td></td><td></td><td></td><td></td></tr> <tr><td>3.0 dCi</td><td>130</td><td></td><td>06.02</td><td>12.09</td><td></td><td></td><td></td><td></td><td></td></tr> <tr><td>3.0 dCi</td><td>133</td><td></td><td>06.06</td><td>12.09</td><td></td><td></td><td></td><td></td><td></td></tr> <tr><td>3.5</td><td>170</td><td></td><td>10.04</td><td>12.09</td><td></td><td></td><td></td><td></td><td></td></tr> <tr><td>3.5 V6</td><td>177</td><td></td><td>06.02</td><td>12.09</td><td></td><td></td><td></td><td></td><td></td></tr> </table>	2.0	108		04.05	12.09		13.0460-7137.2	607137		23482 15,8 + ATE	2.0 16V Turbo	120		06.02	12.09		13.0470-7137.2	LD7137		23482 15,8 + ATE	2.0 16V Turbo	125		04.04	12.09						2.0 dCi	110		08.05	12.09						2.0 dCi	127		01.06	12.09						2.2 dCi	85		04.04	12.09						2.2 dCi	110		06.02	12.09						3.0 dCi	130		06.02	12.09						3.0 dCi	133		06.06	12.09						3.5	170		10.04	12.09						3.5 V6	177		06.02	12.09					
2.0	108		04.05	12.09		13.0460-7137.2	607137		23482 15,8 + ATE																																																																																																						
2.0 16V Turbo	120		06.02	12.09		13.0470-7137.2	LD7137		23482 15,8 + ATE																																																																																																						
2.0 16V Turbo	125		04.04	12.09																																																																																																											
2.0 dCi	110		08.05	12.09																																																																																																											
2.0 dCi	127		01.06	12.09																																																																																																											
2.2 dCi	85		04.04	12.09																																																																																																											
2.2 dCi	110		06.02	12.09																																																																																																											
3.0 dCi	130		06.02	12.09																																																																																																											
3.0 dCi	133		06.06	12.09																																																																																																											
3.5	170		10.04	12.09																																																																																																											
3.5 V6	177		06.02	12.09																																																																																																											
	<table border="1"> <tr><td>2.0 16V Turbo</td><td>120</td><td>ORGA 020918</td><td>06.02</td><td></td><td></td><td>24.0111-0167.2</td><td>411167</td><td>+ Achszapfen D=30mm ¹⁾</td><td>300 11,0 9,5 +B</td></tr> <tr><td>2.2 dCi</td><td>110</td><td>ORGA 020918</td><td>06.02</td><td></td><td></td><td></td><td></td><td></td><td></td></tr> <tr><td>3.0 dCi</td><td>130</td><td>ORGA 020918</td><td>06.02</td><td></td><td></td><td></td><td></td><td></td><td></td></tr> </table>	2.0 16V Turbo	120	ORGA 020918	06.02			24.0111-0167.2	411167	+ Achszapfen D=30mm ¹⁾	300 11,0 9,5 +B	2.2 dCi	110	ORGA 020918	06.02							3.0 dCi	130	ORGA 020918	06.02																																																																																						
2.0 16V Turbo	120	ORGA 020918	06.02			24.0111-0167.2	411167	+ Achszapfen D=30mm ¹⁾	300 11,0 9,5 +B																																																																																																						
2.2 dCi	110	ORGA 020918	06.02																																																																																																												
3.0 dCi	130	ORGA 020918	06.02																																																																																																												
	<table border="1"> <tr><td>2.0</td><td>108</td><td></td><td>04.05</td><td>12.09</td><td></td><td>24.0111-0100.2</td><td>411100</td><td>mit Lager/ mit Sensorring ²⁾</td><td>300 11,0 9,5 +B</td></tr> <tr><td>2.0 16V Turbo</td><td>120</td><td>ORGA 020919</td><td></td><td>12.09</td><td></td><td></td><td></td><td></td><td></td></tr> <tr><td>2.0 16V Turbo</td><td>125</td><td></td><td>04.04</td><td>12.09</td><td></td><td></td><td></td><td></td><td></td></tr> <tr><td>2.0 dCi</td><td>110</td><td></td><td>08.05</td><td>12.09</td><td></td><td></td><td></td><td></td><td></td></tr> <tr><td>2.0 dCi</td><td>127</td><td></td><td>01.06</td><td>12.09</td><td></td><td></td><td></td><td></td><td></td></tr> <tr><td>2.2 dCi</td><td>85</td><td></td><td>04.04</td><td>12.09</td><td></td><td></td><td></td><td></td><td></td></tr> <tr><td>2.2 dCi</td><td>110</td><td>ORGA 020919</td><td></td><td>12.09</td><td></td><td></td><td></td><td></td><td></td></tr> <tr><td>3.0 dCi</td><td>130</td><td>ORGA 020919</td><td></td><td>12.09</td><td></td><td></td><td></td><td></td><td></td></tr> <tr><td>3.0 dCi</td><td>133</td><td></td><td>06.06</td><td>12.09</td><td></td><td></td><td></td><td></td><td></td></tr> <tr><td>3.5</td><td>170</td><td></td><td>10.04</td><td>12.09</td><td></td><td></td><td></td><td></td><td></td></tr> <tr><td>3.5 V6</td><td>177</td><td></td><td>06.02</td><td>12.09</td><td></td><td></td><td></td><td></td><td></td></tr> </table>	2.0	108		04.05	12.09		24.0111-0100.2	411100	mit Lager/ mit Sensorring ²⁾	300 11,0 9,5 +B	2.0 16V Turbo	120	ORGA 020919		12.09						2.0 16V Turbo	125		04.04	12.09						2.0 dCi	110		08.05	12.09						2.0 dCi	127		01.06	12.09						2.2 dCi	85		04.04	12.09						2.2 dCi	110	ORGA 020919		12.09						3.0 dCi	130	ORGA 020919		12.09						3.0 dCi	133		06.06	12.09						3.5	170		10.04	12.09						3.5 V6	177		06.02	12.09					
2.0	108		04.05	12.09		24.0111-0100.2	411100	mit Lager/ mit Sensorring ²⁾	300 11,0 9,5 +B																																																																																																						
2.0 16V Turbo	120	ORGA 020919		12.09																																																																																																											
2.0 16V Turbo	125		04.04	12.09																																																																																																											
2.0 dCi	110		08.05	12.09																																																																																																											
2.0 dCi	127		01.06	12.09																																																																																																											
2.2 dCi	85		04.04	12.09																																																																																																											
2.2 dCi	110	ORGA 020919		12.09																																																																																																											
3.0 dCi	130	ORGA 020919		12.09																																																																																																											
3.0 dCi	133		06.06	12.09																																																																																																											
3.5	170		10.04	12.09																																																																																																											
3.5 V6	177		06.02	12.09																																																																																																											
RENAULT WIND (E4M_) (10-13)																																																																																																															
	<table border="1"> <tr><td>1.2 16V Turbo</td><td>74</td><td></td><td>07.10</td><td>09.13</td><td></td><td>13.0460-7248.2</td><td>607248</td><td></td><td>23215 17,5 + ATE</td></tr> <tr><td>1.2 TCe 100</td><td>75</td><td></td><td>02.11</td><td>09.13</td><td></td><td></td><td></td><td></td><td></td></tr> <tr><td>1.6 16V</td><td>98</td><td></td><td>07.10</td><td>09.13</td><td></td><td></td><td></td><td></td><td></td></tr> </table>	1.2 16V Turbo	74		07.10	09.13		13.0460-7248.2	607248		23215 17,5 + ATE	1.2 TCe 100	75		02.11	09.13						1.6 16V	98		07.10	09.13																																																																																					
1.2 16V Turbo	74		07.10	09.13		13.0460-7248.2	607248		23215 17,5 + ATE																																																																																																						
1.2 TCe 100	75		02.11	09.13																																																																																																											
1.6 16V	98		07.10	09.13																																																																																																											
	<table border="1"> <tr><td>1.2 16V Turbo</td><td>74</td><td></td><td>07.10</td><td>09.13</td><td></td><td>24.0124-0158.1</td><td>424158</td><td></td><td>280 24,0 21,8 V L +S +B</td></tr> <tr><td>1.2 TCe 100</td><td>75</td><td></td><td>02.11</td><td>09.13</td><td></td><td>24.0324-0158.1</td><td>524158</td><td></td><td>280 24,0 21,8 V L +S +B PD</td></tr> <tr><td>1.6 16V</td><td>98</td><td></td><td>07.10</td><td>09.13</td><td></td><td></td><td></td><td></td><td></td></tr> </table>	1.2 16V Turbo	74		07.10	09.13		24.0124-0158.1	424158		280 24,0 21,8 V L +S +B	1.2 TCe 100	75		02.11	09.13		24.0324-0158.1	524158		280 24,0 21,8 V L +S +B PD	1.6 16V	98		07.10	09.13																																																																																					
1.2 16V Turbo	74		07.10	09.13		24.0124-0158.1	424158		280 24,0 21,8 V L +S +B																																																																																																						
1.2 TCe 100	75		02.11	09.13		24.0324-0158.1	524158		280 24,0 21,8 V L +S +B PD																																																																																																						
1.6 16V	98		07.10	09.13																																																																																																											
	<table border="1"> <tr><td>1.2 16V Turbo</td><td>74</td><td></td><td>07.10</td><td>09.13</td><td></td><td>24.0108-0114.2</td><td>408114</td><td>mit Lager/ mit Sensorring ²⁾</td><td>240 8,0 7,0 +B</td></tr> <tr><td>1.2 TCe 100</td><td>75</td><td></td><td>02.11</td><td>09.13</td><td></td><td></td><td></td><td></td><td></td></tr> <tr><td>1.6 16V</td><td>98</td><td></td><td>07.10</td><td>09.13</td><td></td><td></td><td></td><td></td><td></td></tr> </table>	1.2 16V Turbo	74		07.10	09.13		24.0108-0114.2	408114	mit Lager/ mit Sensorring ²⁾	240 8,0 7,0 +B	1.2 TCe 100	75		02.11	09.13						1.6 16V	98		07.10	09.13																																																																																					
1.2 16V Turbo	74		07.10	09.13		24.0108-0114.2	408114	mit Lager/ mit Sensorring ²⁾	240 8,0 7,0 +B																																																																																																						
1.2 TCe 100	75		02.11	09.13																																																																																																											
1.6 16V	98		07.10	09.13																																																																																																											



























¹⁾ + axle stub D=30mm / + fusello D=30mm / + bout d'essieu D=30mm / + muñón del eje D=30mm

²⁾ with bearing/ with sensor ring / con supporto/+ anell.sens.ABS / avec palier de secours ABS / con apoyo/+ anillo sensor ABS

								
RENAULT ZOE (12-)								
	Z.E.	65		06.12		24.0122-0270.1	422270	258 22,0 19,8 V L +S +B
	Z.E.	65		06.12		24.0711-6324.3 24.0711-6325.3	360399 360400	Radsensor L=620 Radsensor L=620
	Z.E.	65		06.12		03.0137-0496.2	650496	228 x 42 HEB BDX
ROLLS ROYCE SILVER SERAPH								
	5.4			03.98	12.02	13.0460-7183.2	607183	21484 20,5 +/WE ATE
ROVER 25-Serie (RF) (99-05)								
	1.1 16V 1.4 16V 1.4 16V 1.6 16V 1.8 16V 1.8 16V 2.0 iDT	55 62 76 80 85 107 74		01.04 10.99 10.99 10.99 10.99 02.00 10.99	05.05 05.05 05.05 05.05 05.05 05.05 05.05	13.0460-2803.2 13.0460-0142.2	602803 610142	21515 17,5 +/WK/S Belagsatz-Zubehör LUC
	1.1 16V 1.4 16V 1.4 16V 1.6 16V 1.8 16V 1.8 16V 2.0 iDT	55 62 76 80 85 107 74		01.04 10.99 10.99 10.99 10.99 02.00 10.99	05.05 05.05 05.05 05.05 05.05 05.05 05.05	24.0113-0198.1	413198	262 13,0 11,0 +B
	1.1 16V 1.4 16V 1.4 16V 1.6 16V 1.8 16V 1.8 16V 2.0 iDT	55 62 76 80 85 107 74		01.04 10.99 10.99 10.99 10.99 02.00 10.99	05.05 05.05 05.05 05.05 05.05 05.05 05.05	24.0121-0105.1	421105	262 21,0 19,0 V +S +B
	1.1 16V 1.4 16V 1.4 16V 1.6 16V 1.8 16V 1.8 16V 2.0 iDT	55 62 76 80 85 107 74		01.04 10.99 10.99 10.99 10.99 02.00 10.99	05.05 05.05 05.05 05.05 05.05 05.05 05.05	13.0460-5998.2	605998	21312 12,8 +/WK AKE
	1.1 16V 1.4 16V 1.4 16V 1.6 16V 1.8 16V 1.8 16V 2.0 iDT	55 62 76 80 85 107 74		01.04 10.99 10.99 10.99 10.99 02.00 10.99	05.05 05.05 05.05 05.05 05.05 05.05 05.05	24.0110-0212.1	410212	239 10,0 8,0 +S +B
	1.1 16V 1.4 16V 1.4 16V 1.6 16V 1.8 16V 1.8 16V 2.0 iDT	55 62 76 80 85 107 74		01.04 10.99 10.99 10.99 10.99 02.00 10.99	05.05 05.05 05.05 05.05 05.05 05.05 05.05	03.0137-0339.2	650339	203 x 38
ROVER 45-Serie (RT) (00-05)								
	1.4 1.6 1.8 2.0 iDT 2.0 iDT 2.0 V6	76 80 86 74 83 110		02.00 02.00 02.00 02.00 01.04 02.00	05.05 05.05 05.05 05.05 05.05 05.05	13.0460-2803.2 13.0460-0142.2	602803 610142	21515 17,5 +/WK/S Belagsatz-Zubehör LUC
	1.4 1.6 1.8 2.0 iDT 2.0 iDT 2.0 V6	76 80 86 74 83 110		02.00 02.00 02.00 02.00 01.04 02.00	05.05 05.05 05.05 05.05 05.05 05.05	24.0121-0105.1	421105	262 21,0 19,0 V +S +B
	1.4 1.6 1.8 2.0 iDT 2.0 iDT 2.0 V6	76 80 86 74 83 110		02.00 02.00 02.00 02.00 01.04 02.00	05.05 05.05 05.05 05.05 05.05 05.05	13.0460-5998.2	605998	21312 12,8 +/WK AKE
	1.4 1.6 1.8 2.0 iDT 2.0 iDT 2.0 V6	76 80 86 74 83 110		02.00 02.00 02.00 02.00 01.04 02.00	05.05 05.05 05.05 05.05 05.05 05.05	24.0110-0212.1	410212	239 10,0 8,0 +S +B

























								
ROVER 45-Serie (RT) (00-05)								
	1.4 1.6 1.8 2.0 iDT 2.0 iDT 2.0 V6	76 80 86 74 83 110		02.00 02.00 02.00 02.00 01.04 02.00	05.05 05.05 05.05 05.05 05.05 05.05	03.0137-0339.2	650339	203 x 38
ROVER 75-Serie (RJ/RX) (99-05)								
	1.8 1.8 Turbo 2.0 CDT 2.0 CDTI 2.0 V6 2.5 V6 2.5 V6	88 110 85 96 110 129 130		02.99 05.03 02.99 02.03 02.99 02.99 08.01	05.05 05.05 05.05 05.05 05.05 10.01 05.05	13.0460-7144.2 24.8190-2801.2	607144 622801	1 23112 19,1 + Warnkontakt L=1103mm ATE
	1.8 1.8 Turbo 2.0 CDT 2.0 CDTI 2.0 V6 2.5 V6 2.5 V6	88 110 85 96 110 129 130		02.99 05.03 02.99 02.03 02.99 02.99 08.01	05.05 05.05 05.05 05.05 05.05 10.01 05.05	24.0122-0206.1	422206	284 22,0 19,0 V +B
	1.8 1.8 Turbo 2.0 CDT 2.0 CDTI 2.0 V6 2.5 V6 2.5 V6	88 110 85 96 110 129 130		02.99 05.03 02.99 02.03 02.99 02.99 08.01	05.05 05.05 05.05 05.05 05.05 10.01 05.05	13.0460-3605.2 13.0470-3605.2 24.8190-2802.2	603605 LD3605 622802	1 20180 17,3 +/WE ATE 20180 17,3 +/WE ATE Warnkontakt L=846mm
	1.8 1.8 Turbo 2.0 CDT 2.0 CDTI 2.0 V6 2.5 V6 2.5 V6	88 110 85 96 110 129 130		02.99 05.03 02.99 02.03 02.99 02.99 08.01	05.05 05.05 05.05 05.05 05.05 10.01 05.05	24.0110-0270.1	410270	280 10,0 8,0 +B
	1.8 1.8 Turbo 2.0 CDT 2.0 CDTI 2.0 V6 2.5 V6 2.5 V6	88 110 85 96 110 129 130		02.99 05.03 02.99 02.03 02.99 02.99 08.01	05.05 05.05 05.05 05.05 05.05 10.01 05.05	03.0137-0408.2	650408	160 x 20
ROVER 100-Serie (XP) (90-98)								
	114 114 16V			05.90 05.90	12.98 12.98	13.0460-2804.2	602804	21518 17,0 LUC
	111 114 114 16V			05.90 05.90 05.90	12.98 12.98 12.98	24.0113-0190.1 24.0122-0177.1	413190 422177	240 12,8 11,6 241 22,0 20,0 V
	111 114 114 16V			05.90 05.90 05.90	12.98 12.98 12.98	03.0137-0080.2 03.0137-9200.2	650080 669200	178 x 32 Bremsbacken-Zubehör AP AP
	111 114 114 16V			05.90 05.90 05.90	12.98 12.98 12.98	03.0420-2417.3	682417	17,46/178x32 Kit AP
ROVER 200-Serie (XW) (90-95)								
	214 214 16V 216 216 16V 218 D 218 TD 220 16V 220 Turbo			10.89 01.90 10.89 01.90 09.91 01.91 01.91 01.93	10.95 10.95 10.95 10.95 10.95 10.95 10.95 10.95	13.0460-2805.2 13.0460-2803.2 13.0460-0142.2	602805 602803 610142	- ABS + ABS 21520 17,5 +/WK LUC 21515 17,5 +/WK/S LUC Belagsatz-Zubehör
	214 214 16V			09.93 09.93	10.95 10.95	24.0113-0188.1	413188	238 12,7 10,7
	214 214 16V 216 216 16V 218 D 218 TD 220 16V 220 Turbo			10.89 01.90 10.89 10.89 09.91 09.91 09.91 01.93	10.95 10.95 10.95 10.95 10.95 10.95 10.95 10.95	24.0121-0107.1	421107	262 21,0 19,0 V
	214 216 218 D 220 Turbo			10.89 10.89 09.91 01.93	10.95 10.95 10.95 10.95	13.0460-5998.2 13.0460-0430.2	605998 610430	21312 12,8 +/WK AKE Belagsatz-Zubehör AKE
	214 214 16V 216 16V 218 TD			01.90 01.90 01.90 01.91	10.95 10.95 10.95 10.95	24.0110-0212.1	410212	239 10,0 8,0 +S +B

								
ROVER 200-Serie (XW) (90-95)								
	220 16V		01.91	10.95	24.0110-0212.1	410212		239 10,0 8,0 +S +B
	214 216 218 D		10.89 01.91 01.91	10.95 10.95 10.95	03.0137-0339.2 03.0137-9221.2	650339 669221		203 x 38 Bremsbacken-Zubehör
	214 216 218 D		10.89 01.91 01.91	10.95 10.95 10.95	03.0420-3719.3	683719		19,05/203x38 Kit LUC
ROVER 200 II-Serie (RF) (95-00)								
	211 214 i 214 Si 220 D 220 SDi	44	01.98 01.96 11.95 01.96 01.96	03.00 03.00 - ABS 03.00 - ABS	13.0460-2805.2	602805		21520 17,5 +WK LUC
	211 214 i 214 Si 216 Si 218 i 16V Vitesse 220 D 220 SDi	44	01.98 01.96 11.95 11.95 01.96 01.96 01.96	03.00 03.00 + ABS + ABS 03.00 03.00 + ABS	13.0460-2803.2 13.0460-0142.2	602803 610142		21515 17,5 +WK/S Belagsatz-Zubehör LUC
	211 214 i 214 Si 220 D 220 SDi	44	01.98 01.96 11.95 01.96 01.96	03.00 03.00 - ABS 03.00 - ABS	24.0113-0198.1	413198		262 13,0 11,0 +B
	211 214 i 214 Si 216 Si 218 i 16V Vitesse 220 D 220 SDi	44	01.98 01.96 11.95 11.95 01.96 01.96 01.96	03.00 03.00 + ABS + ABS 03.00 03.00 + ABS	24.0121-0105.1	421105		262 21,0 19,0 V +S +B
	211 214 i 214 Si 216 Si 218 i 16V Vitesse 220 D 220 SDi	44	01.98 01.96 11.95 01.96 01.97 01.96 01.96	03.00 03.00 + ABS + ABS + ABS + ABS + ABS	13.0460-5998.2	605998		21312 12,8 +WK AKE
	211 214 i 214 Si 216 Si 218 i 16V Vitesse 220 D 220 SDi	44	01.98 01.96 11.95 01.96 01.97 01.96 01.96	03.00 03.00 + ABS + ABS + ABS + ABS + ABS	24.0110-0212.1	410212		239 10,0 8,0 +S +B
	211 214 i 214 Si 216 Si 218 i 16V Vitesse 220 D 220 SDi	44	01.98 01.96 11.95 01.96 01.97 01.96 01.96	03.00 03.00 - ABS - ABS - ABS - ABS - ABS	03.0137-0339.2	650339		203 x 38
	211 214 i 214 Si 216 Si 218 i 16V Vitesse 220 D 220 SDi	44	01.98 01.96 11.95 01.96 01.97 01.96 01.96	03.00 03.00 - ABS - ABS - ABS - ABS - ABS	03.0420-4519.3	684519		19,05/203x38 Kit
ROVER 400-Serie (XW) (90-95)								
	414 414 16V 416 16V 418 418 D 418 TD 420 16V 420 Turbo		04.90 01.90 04.90 09.91 01.91 01.91 01.91 01.93	04.95 04.95 04.95 04.95 04.95 04.95 04.95	13.0460-2805.2 13.0460-2803.2 13.0460-0142.2	602805 602803 610142	- ABS + ABS	21520 17,5 +WK LUC 21515 17,5 +WK/S Belagsatz-Zubehör LUC
	414 414 16V		01.90 01.90	04.95 04.95	24.0113-0188.1	413188		238 12,7 10,7
	414 414 16V 416 16V 418 D 418 TD 420 16V 420 Turbo		04.90 04.90 04.90 09.91 09.91 02.92 01.93	04.95 04.95 + ABS + ABS 04.95 04.95 04.95	24.0121-0107.1	421107		262 21,0 19,0 V

									
ROVER 400-Serie (XW) (90-95)									
	414 416 16V 418 418 TD		04.90 04.90 09.91 01.91	04.95 04.95 04.95 04.95		13.0460-5998.2 13.0460-0430.2	605998 610430	21312 12,8 +WK Belagsatz-Zubehör	AKE AKE
	414 414 16V 416 16V 418 TD 420 16V 420 Turbo		01.90 01.90 01.90 01.91 01.91 01.93	04.95 04.95 + ABS 04.95 + ABS 04.95 + ABS 04.95 04.95		24.0110-0212.1	410212	239 10,0 8,0 +S +B	
	414 416 16V 418 D		01.90 01.90 01.91	04.95 04.95 - ABS 04.95 - ABS		03.0137-0339.2 03.0137-9221.2	650339 669221	203 x 38 Bremsbacken-Zubehör	
ROVER 400-Serie (RT) (95-00)									
	414 Si 416 Si 420 D 420 Di 420 Si	63 77 100	05.95 06.95 11.95 05.95 12.95	03.00 03.00 03.00 03.00 03.00		13.0460-2803.2 13.0460-0142.2	602803 610142	21515 17,5 +WK/S Belagsatz-Zubehör	LUC
	414 Si 416 Si 420 D 420 Di 420 Si	63 77 100	05.95 06.95 11.95 05.95 06.95	03.00 03.00 03.00 03.00 03.00	- ABS	24.0113-0198.1	413198	262 13,0 11,0 +B	
	414 Si 416 Si 420 D 420 Di 420 Si	63 77 100	06.95 06.95 11.95 05.95 06.95	03.00 03.00 03.00 03.00 03.00	+ ABS	24.0121-0105.1	421105	262 21,0 19,0 V +S +B	
	414 Si 416 Si 420 D 420 Di 420 Si	63 77 100	05.95 06.95 11.95 05.95 12.95	03.00 03.00 03.00 03.00 03.00		13.0460-5998.2 13.0460-0430.2	605998 610430	21312 12,8 +WK Belagsatz-Zubehör	AKE AKE
	414 Si 416 Si 420 D 420 Di 420 Si	63 77 100	06.95 06.95 11.95 05.95 12.95	03.00 03.00 03.00 03.00 03.00		24.0110-0212.1	410212	239 10,0 8,0 +S +B	
	414 Si 416 Si 420 D 420 Di 420 Si	63 77 100	05.95 06.95 11.95 05.95 12.95	03.00 03.00 03.00 03.00 03.00		03.0137-0339.2	650339	203 x 38	
	414 Si		05.95	03.00	- ABS	03.0420-4519.3	684519	19,05/203x38 Kit	
ROVER 600-Serie (RH) (93-99)									
	618 i/Si 620 i 620 SDi 620 Si 620 Ti Vitesse 623 Si		03.96 08.93 12.94 08.93 07.94 08.93	02.99 02.99 02.99 02.99 02.99 02.99		13.0460-5955.2 13.0460-0453.2	605955 610453	21879 18,6 +WK Belagsatz-Zubehör	AKE AKE
	618 i/Si 620 i 620 SDi 620 Si		03.96 08.93 12.94 08.93	02.99 06.96 02.99 02.99	+ 14" Rad ¹⁾ + 14" Rad ¹⁾	24.0123-0103.1	423103	260 23,0 21,0 V	
	620 i 620 SDi 620 Ti Vitesse 623 Si		08.93 12.94 07.94 08.93	02.99 02.99 02.99 02.99	+ 15" Rad ²⁾ + 15" Rad ²⁾	24.0123-0102.1	423102	282 23,0 21,0 V	
	618 i/Si 620 i 620 SDi 620 Si 620 Ti Vitesse 623 Si		03.96 08.93 12.94 08.93 07.94 08.93	02.99 02.99 02.99 02.99 02.99 02.99		13.0460-5929.2	605929	21719 15,0 +WK	AKE
	618 i/Si 620 i 620 SDi 620 Si 620 Ti Vitesse 623 Si		03.96 08.93 12.94 08.93 07.94 08.93	02.99 02.99 02.99 02.99 02.99 02.99		24.0110-0233.1	410233	260 10,0 8,0 +S +B	
ROVER 800-Serie (XS/RS) (86-99)									
	820 820 16V 825 D		09.88 01.92 01.92	12.91 02.99 02.99		24.0121-0110.1	421110	262 21,0 18,0 V	
	820 Turbo 825 827		01.92 10.86 02.88	02.99 02.99 02.99		24.0121-0100.1	421100	285 21,0 19,0 V	

¹⁾ + 14" wheel / + ruota 14" / + roue 14" / + rueda 14"

²⁾ + 15" wheel / + ruota 15" / + roue 15" / + rueda 15"

								
ROVER 800-Serie (XS/RS) (86-99)								
	820 825 825 D 827			09.88 03.87 01.92 09.88	02.99 02.99 02.99 02.99	13.0460-2800.2	602800	20087 14,6 +WK LUC
	820 820 16V 820 Turbo 825 825 D 827			09.88 01.92 01.92 10.86 01.90 09.88	02.99 02.99 02.99 02.99 02.99 02.99	24.0110-0255.1	410255	260 10,0 8,0
ROVER MINI (91-95)								
	1.3 MK I			01.91	04.95	13.0460-6914.2	606914	20038 14,0 AP
	1.3 MK I			01.91	04.95	24.0110-0239.1	410239	214 9,6 8,6
	1.3 MK I			01.91	04.95	03.0137-0080.2 03.0137-9205.2	650080 669205	178 x 32 Bremsbacken-Zubehör AP AP
	1.3 MK I			01.91	04.95	03.0420-2319.3	682319	19,05/178x32 Kit AP
ROVER STREETWISE (03-05)								
	1.4 1.4 1.8 2.0 TD	62 76 86 74		08.03 08.03 08.03 08.03	05.05 05.05 05.05 05.05	13.0460-2803.2 13.0460-0142.2	602803 610142	21515 17,5 +WK/S LUC Belagsatz-Zubehör
	1.4 1.4 1.8 2.0 TD	62 76 86 74		08.03 08.03 08.03 08.03	05.05 05.05 05.05 05.05	24.0113-0198.1	413198	262 13,0 11,0 +B
	1.4 1.4 1.8 2.0 TD	62 76 86 74		08.03 08.03 08.03 08.03	05.05 05.05 05.05 05.05	24.0121-0105.1	421105	262 21,0 19,0 V +S +B
SAAB 9-3 (YS3D) (98-02)								
	2.0 i 2.0 SE Turbo 2.0 Turbo 2.0 Turbo 2.0 Turbo 2.0 Turbo 2.2 TiD 2.2 TiD 2.3 i 2.3 Turbo	96 147 110 113 136 151 85 92 110 165		02.98 02.98 01.01 10.98 02.98 10.99 02.98 11.00 02.98 10.98	09.02 09.02 09.02 09.02 09.02 09.02 11.00 09.02 09.02 09.02	13.0460-7173.2 24.8190-0718.2	607173 620718	2 23116 20,3 +WK ATE Warnkontakt L=720mm
	2.0 i 2.0 SE Turbo 2.0 Turbo 2.0 Turbo 2.0 Turbo 2.0 Turbo 2.2 TiD 2.2 TiD 2.3 i	96 147 110 113 136 151 85 92 110		02.98 02.98 01.01 10.98 02.98 10.99 02.98 11.00 02.98	09.02 09.02 09.02 09.02 09.02 09.02 11.00 09.02 09.02	24.0125-0119.1 24.0325-0119.1	425119 525119	288 25,0 22,0 V L +S +B 288 25,0 22,0 V L +S +B PD
	2.0 i 2.0 SE Turbo 2.0 Turbo 2.0 Turbo 2.0 Turbo 2.0 Turbo 2.2 TiD 2.2 TiD 2.3 i 2.3 Turbo	96 147 110 113 136 151 85 92 110 165		02.98 02.98 01.01 10.98 02.98 10.99 02.98 11.00 02.98 10.98	09.02 09.02 09.02 09.02 09.02 09.02 11.00 09.02 09.02 09.02	13.0460-4040.2 13.0460-0347.2	604040 610347	21050 15,8 ATE Belagsatz-Zubehör
	2.0 i 2.0 SE Turbo 2.0 Turbo 2.0 Turbo 2.0 Turbo 2.0 Turbo 2.2 TiD 2.2 TiD 2.3 i	96 147 110 113 136 151 85 92 110		02.98 02.98 01.01 10.98 02.98 10.99 02.98 11.00 02.98	09.02 09.02 09.02 09.02 09.02 09.02 11.00 09.02 09.02	24.0110-0226.1 24.0310-0226.1	410226 510226	286 10,0 8,0 +S +B 286 10,0 8,0 +S +B PD
	2.0 i 2.0 SE Turbo 2.0 Turbo 2.0 Turbo 2.0 Turbo 2.0 Turbo 2.2 TiD 2.2 TiD	96 147 110 113 136 151 85 92		02.98 02.98 01.01 10.98 02.98 10.99 02.98 11.00	09.02 09.02 09.02 09.02 09.02 09.02 11.00 09.02	03.0137-0172.2	650172	160 x 25
								



SAAB 9-3 (YS3D) (98-02)

	2.3 i 2.3 Turbo	110 165		02.98 10.98	09.02 09.02		03.0137-0172.2	650172		160 x 25
--	--------------------	------------	--	----------------	----------------	--	----------------	--------	--	----------

SAAB 9-3 Limousine (YS3F) (03-12)

	1.8 i	90		03.04	12.05	+ 15" Rad ¹⁾	13.0460-7212.2	607212	f. Bremssattel m.Stahlkolben ²⁾	23738	20,1	+ /WE	ATE
	1.8 i	90		03.04	12.05	+ 16" Rad/ - Vector ⁴⁾	13.0460-7172.2	607172	f. Bremssattel m.Kunststoffkolben ³⁾	23402	20,1	+ /WE	ATE
	1.8 t	110		09.02	12.05	+ 15" Rad ¹⁾	13.0470-7172.2	LD7172	f. Bremssattel m.Kunststoffkolben ³⁾	23402	20,1	+ /WE	ATE
	1.8 t	110		09.02	12.05	+ 16" Rad/ - Vector ⁴⁾							
	1.9 TiD	88		07.04	12.05	+ 15" Rad ¹⁾							
	1.9 TiD	88		07.04	12.05	+ 16" Rad/ - Vector ⁴⁾							
	1.9 TiD	110		07.04	12.05	+ 15" Rad ¹⁾							
	1.9 TiD	110		07.04	12.05	+ 16" Rad/ - Vector ⁴⁾							
	2.0 t			09.02	12.05	+ 15" Rad ¹⁾							
	2.0 t			09.02	12.05	+ 16" Rad/ - Vector ⁴⁾							
	2.0 Turbo Performance			04.04	12.05	+ 15" Rad ¹⁾							
	2.2 TiD	92		09.02	12.05	+ 15" Rad ¹⁾							
	2.2 TiD	92		09.02	12.05	+ 16" Rad/ - Vector ⁴⁾							
	1.8 i	90		01.06	12.08	- Vector	13.0460-7199.2	607199	+ 16" Rad/ - USA ⁵⁾	23404	20,6	+ /WE	ATE
	1.8 i Vector	90		09.02	12.08		13.0460-7212.2	607212	+ 16" Rad/ + USA/+ Stahlkolben ⁶⁾	23738	20,1	+ /WE	ATE
	1.8 t BioPower	110		01.07	12.08		13.0460-7172.2	607172	+ 16" Rad/ + USA/+ Kunststoffkolben ⁷⁾	23402	20,1	+ /WE	ATE
	1.9 TiD	88		01.06	12.08	- Vector	13.0470-7172.2	LD7172	+ 16" Rad/ + USA/+ Kunststoffkolben ⁷⁾	23402	20,1	+ /WE	ATE
	1.9 TiD	110		01.06	12.08	- Vector							
	1.9 TiD Vector	88		07.04	12.08								
	1.9 TiD Vector	110		07.04	12.08								
	1.9 TTiD			07.07	12.08	- Vector							
	1.9 TTiD			07.07	12.08								
	2.0 t			01.06	12.08	- Vector							
	2.0 T Aero	154		09.02	12.08								
2.0 t BioPower			01.07	12.08									
2.0 t BioPower	145		06.07	12.08									
2.0 t BioPower XWD			09.02	12.08									
2.0 t Vector	129		09.02	12.08									
2.0 t XWD			01.07	12.08									
2.0 Turbo Performance			04.04	12.08									
2.2 TiD	92		01.06	12.08	- Vector								
2.2 TiD Vector	92		09.02	12.08									
2.8 T Aero	184		03.05	12.08									
2.8 T Aero	188		07.07	12.08									
2.8 T Aero	206		07.07	12.08									
2.8 T Aero V6 XWD	206		04.08	12.08									
2.8 Turbo V6			04.08	12.08									
1.8 i	90		01.09	06.12	- Vector	13.0460-7204.2	607204	+ 17" Rad ⁸⁾	23912	18,8	+	ATE	
1.8 i Vector	90		01.09	06.12		13.0470-7204.2	LD7204	+ 17" Rad ⁸⁾	23912	18,8	+	ATE	
1.8 t BioPower	110		01.09	06.12									
1.9 TiD	88		01.09	06.12	- Vector								
1.9 TiD	110		01.09	06.12	- Vector								
1.9 TiD Vector	88		01.09	06.12									
1.9 TiD Vector	110		01.09	06.12									
1.9 TTiD			01.09	06.12	- Vector								
1.9 TTiD			01.09	06.12									
2.0 t			01.09	06.12	- Vector								
2.0 T Aero	154		01.09	06.12									
2.0 t BioPower			01.09	06.12									
2.0 t BioPower	145		01.09	06.12									
2.0 t BioPower XWD			01.09	06.12									
2.0 t Vector	129		01.09	06.12									
2.0 t XWD			01.09	06.12									
2.0 Turbo Performance			01.09	06.12									
2.2 TiD	92		01.09	06.12	- Vector								
2.2 TiD Vector	92		01.09	06.12									
2.8 T Aero	184		01.09	06.12									
2.8 T Aero	188		01.09	06.12									
2.8 T Aero	206		01.09	06.12									
2.8 T Aero V6 XWD	206		01.09	06.12									
2.8 Turbo V6			01.09	06.12									
	1.8 i	90		03.04	06.12		24.0125-0141.1	425141	+ 15" Rad ¹⁾	285	24,9	22,0	V L +S +B
	1.8 t	110		09.02	06.12		24.0325-0141.1	525141	+ 15" Rad ¹⁾	285	24,9	22,0	V L +S +B PD
	1.8 t BioPower	110		01.07	06.12								
	1.9 TiD	88		07.04	06.12								
	1.9 TiD	110		07.04	06.12								
	1.9 TTiD			07.07	06.12								
	2.0 t Arc/Linear	129		09.02	06.12								
	2.0 t BioPower			01.07	06.12								
	2.0 t BioPower	145		06.07	06.12								
	2.0 Turbo Performance			04.04	06.12								
	2.2 TiD	92		09.02	06.12								
	2.0 T Aero	154		09.02	06.12	- (USA)	24.0128-0164.1	428164	+ 16" Rad ⁹⁾	314	28,0	25,0	V L +S +B
	2.0 T Aero	154		01.06	06.12	+ (USA)							
	2.0 t BioPower XWD			09.02	06.12								
	2.0 t Vector	129		09.02	06.12								
	2.0 t XWD			01.07	06.12								
	2.0 Turbo Performance			04.04	06.12								
	2.8 T Aero	184		03.05	06.12	- (USA)							
2.8 T Aero	184		01.06	06.12	+ (USA)								
2.8 T Aero	188		07.07	06.12									
2.8 T Aero	206		07.07	06.12									

¹⁾ + 15" wheel / + ruota 15" / + roue 15" / + rueda 15"

²⁾ for br.caliper +steel piston / per pinza fr. +pistone acciaio / pour étrier fr. +piston en acier / para pinza fr. +pistón de acero

³⁾ for br.caliper +plastic piston / per pinza fr. +pistone plastica / pour étrier fr. +piston plastique / para pinza fr. +pistón plástico

⁴⁾ + 16" wheel/ - Vector / + ruota 16"/ - Vector / + roue 16"/ - Vector / + rueda 16"/ - Vector

⁵⁾ + 16" wheel, - USA / + ruota 16", - USA / + roue 16", - USA / + rueda 16", - USA





⁶⁾ + 16" wheel/ + USA/+ steel piston / + ruota 16" / + USA/+ pistone acciaio / + roue 16" / + USA/+ piston acier / + rueda 16" / + USA/+ pistón acero

⁷⁾ + 16" wheel/ + USA/+ plastic piston / + ruota 16" / + USA/+ pistone plastica / + roue 16" / + USA/+ piston plastique / + rueda 16" / + USA/+ pistón plástico

⁸⁾ + 17" wheel / + ruota 17" / + roue 17" / + rueda 17"

⁹⁾ + 16" wheel / + ruota 16" / + roue 16" / + rueda 16"



SAAB 9-3 Limousine (YS3F) (03-12)									
	2.8 T Aero V6 XWD	206		04.08	06.12	24.0128-0164.1	428164	+ 16" Rad ¹⁾	314 28,0 25,0 V L +S +B
	2.8 Turbo V6			04.08	06.12				
	2.0 T Aero	154		09.02	12.05	24.0128-0137.1	428137	+ 16" Rad ¹⁾	302 28,0 25,0 V L +S +B
	2.8 T Aero	184		03.05	12.05	24.0328-0137.1	528137	+ 16" Rad ¹⁾	302 28,0 25,0 V L +S +B PD
	1.8 i	90		03.04	06.12	24.0130-0189.1	430189	+ 17" Rad ²⁾	345 29,9 27,5 V L +B
	1.8 i Vector	90		03.04	06.12				
	1.8 t BioPower	110		01.07	06.12				
	1.9 TiD	88		07.04	06.12				
	1.9 TiD	110		07.04	06.12				
	1.9 TiD Vector	88		07.04	06.12				
	1.9 TiD Vector	110		07.04	06.12				
	1.9 TTiD			07.07	06.12				
	1.9 TTiD			07.07	06.12				
	2.0 t			09.02	06.12				
	2.0 T Aero	154		09.02	06.12				
	2.0 t BioPower			01.07	06.12				
	2.0 t BioPower	145		06.07	06.12				
	2.0 t BioPower XWD			09.02	06.12				
	2.0 t Vector	129		09.02	06.12				
	2.0 t XWD			01.07	06.12				
2.0 Turbo Performance			04.04	06.12					
2.2 TiD	92		09.02	06.12					
2.2 TiD Vector	92		09.02	06.12					
2.8 T Aero	184		03.05	06.12					
2.8 T Aero	188		07.07	06.12					
2.8 T Aero	206		07.07	06.12					
2.8 T Aero V6 XWD	206		05.08	06.12					
2.8 Turbo V6			04.08	06.12					
	1.8 i	90	76001222	03.04		13.0460-7194.2	607194	ersetzt Belag mit Federn ³⁾	23482 16,6 + ATE
	1.8 t	110	76001222	09.02		13.0470-7194.2	LD7194	ersetzt Belag mit Federn ³⁾	23482 16,6 + ATE
	1.8 t BioPower	110	76001222	01.07					
	1.9 TiD	88	76001222	07.04					
	1.9 TiD	110	76001222	07.04					
	1.9 TTiD		76001222	07.07					
	2.0 t		76001222	09.02					
	2.0 T Aero	154	76001222	09.02					
	2.0 t BioPower		76001222	01.07					
	2.0 t BioPower	145	76001222	06.07					
	2.0 t BioPower XWD		76001222	09.02					
	2.0 t XWD		76001222	01.07					
	2.0 Turbo Performance		76001222	04.04					
	2.2 TiD	92	76001222	09.02					
	2.8 T Aero	184	76001222	03.05					
	2.8 T Aero	188	76001222	07.07					
	2.8 T Aero	206	76001222	07.07					
	2.8 T Aero V6 XWD	206	76001222	04.08					
	2.8 Turbo V6		76001222	04.08					
		1.8 i	90	76001223	06.12		13.0460-7195.2	607195	
1.8 t		110	76001223	06.12		13.0470-7195.2	LD7195		23482 16,6 + ATE
1.8 t BioPower		110	76001223	06.12					
1.9 TiD		88	76001223	06.12					
1.9 TiD		110	76001223	06.12					
1.9 TTiD			76001223	06.12					
2.0 t			76001223	06.12					
2.0 T Aero		154	76001223	06.12					
2.0 t BioPower			76001223	06.12					
2.0 t BioPower		145	76001223	06.12					
2.0 t BioPower XWD			76001223	06.12					
2.0 t XWD			76001223	06.12					
2.0 Turbo Performance			76001223	06.12					
2.2 TiD		92	76001223	06.12					
2.8 T Aero		184	76001223	06.12					
2.8 T Aero		188	76001223	06.12					
2.8 T Aero		206	76001223	06.12					
2.8 T Aero V6 XWD		206	76001223	06.12					
2.8 Turbo V6			76001223	06.12					
		1.8 i	90		03.04	06.12	24.0112-0157.1	412157	+ 15" Rad ⁴⁾
	1.8 t	110		09.02	06.12	24.0312-0157.1	512157	+ 15" Rad ⁴⁾	278 11,9 10,0 +S +B PD
	1.8 t BioPower	110		01.07	06.12	24.0120-0173.1	420173	+ 16" Rad ¹⁾	292 19,9 18,0 V +S +B
	1.9 TiD	88		07.04	06.12	24.0320-0173.1	520173	+ 16" Rad ¹⁾	292 19,9 18,0 V +S +B PD
	1.9 TiD	110		07.04	06.12				
	1.9 TTiD			07.07	06.12				
	2.0 t			09.02	06.12				
	2.0 T Aero	154		09.02	06.12				
	2.0 t BioPower			01.07	06.12				
	2.0 t BioPower	145		06.07	06.12				
	2.0 Turbo Performance			04.04	06.12				
	2.2 TiD	92		09.02	06.12				
	2.8 T Aero	184		03.05	06.12				
	2.8 T Aero	188		07.07	06.12				
	2.8 T Aero	206		07.07	06.12				
	2.8 Turbo V6			04.08	06.12				

¹⁾ + 16" wheel / + ruota 16" / + roue 16" / + rueda 16"

²⁾ + 17" wheel / + ruota 17" / + roue 17" / + rueda 17"

³⁾ replaces pad with springs / sostituisce la guarnizione con molle / remplace la garniture avec ressorts / sustituye guarnición con resortes

⁴⁾ + 15" wheel / + ruota 15" / + roue 15" / + rueda 15"

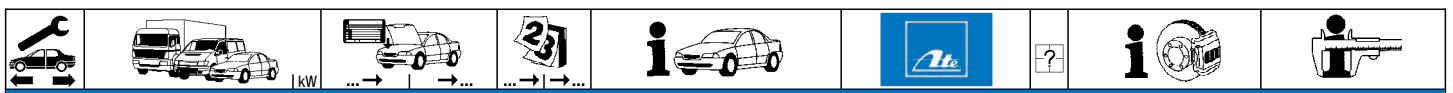


SAAB 9-3 SportCombi (05-12)

	1.8 i	90		03.05	06.12	13.0460-7212.2	607212	+ 15"/16" Rad/+ Stahkolben 1)	23738 20,1 +/WE	ATE	
	1.8 t	110		03.05	06.12	13.0460-7172.2	607172	+ 15"/16" Rad/+ Kunststoffkolben 2)	23402 20,1 +/WE	ATE	
	1.8 t BioPower	110		01.07	06.12	13.0470-7172.2	LD7172	+ 15"/16" Rad/+ Kunststoffkolben 2)	23402 20,1 +/WE	ATE	
	1.8 t BioPower	129		07.07	06.12						
	1.9 TiD	88		03.05	06.12						
	1.9 TiD	110		03.05	06.12						
	1.9 TTiD			07.07	06.12						
	2.0	143		04.06	09.07						
	2.0 t			03.05	06.12						
	2.0 t BioPower			01.07	06.12						
	2.0 t BioPower	145		06.07	06.12						
	2.0 t BioPower	147		07.07	06.12						
	2.0 t BioPower	162		01.11	06.12						
	2.0 t BioPower XWD			01.07	06.12						
	2.0 t BioPower XWD	162		01.11	06.12						
	2.0 t XWD			01.07	06.12						
		2.0 T			03.05	12.08	13.0460-7199.2	607199	+ 16" plus Rad 3)	23404 20,6 +/WE	ATE
2.0 T XWD		154		07.08	12.08						
2.8 T		184		03.05	12.08						
2.8 T		188		07.07	12.08						
2.8 T Aero		206		07.07	12.08						
2.8 T Aero V6 XWD		206		04.08	12.08						
2.8 Turbo V6		169		03.05	12.08						
2.8 Turbo V6		203		05.08	12.08						
		2.0 T			01.09	06.12	13.0460-7204.2	607204	+ 17" Rad 4)	23912 18,8 +	ATE
		2.0 T XWD	154		01.09	06.12	13.0470-7204.2	LD7204	+ 17" Rad 4)	23912 18,8 +	ATE
	2.0 T XWD	177		03.09	06.12						
	2.8 T	184		01.09	06.12						
	2.8 T	188		01.09	06.12						
	2.8 T Aero	206		01.09	06.12						
	2.8 T Aero V6 XWD	206		01.09	06.12						
	2.8 Turbo V6	169		01.09	06.12						
	2.8 Turbo V6	203		01.09	06.12						
		1.8 i	90		03.05	06.12	24.0125-0141.1	425141	+ 15" Rad 5)	285 24,9 22,0 V L +S +B	
1.8 t		110		03.05	06.12	24.0325-0141.1	525141	+ 15" Rad 5)	285 24,9 22,0 V L +S +B PD		
1.8 t BioPower		110		01.07	06.12						
1.8 t BioPower		129		07.07	06.12						
1.9 TiD		88		03.05	06.12						
1.9 TiD		110		03.05	06.12						
1.9 TTiD				07.07	06.12						
2.0		143		04.06	09.07						
2.0 t				03.05	06.12						
2.0 t BioPower				01.07	06.12						
2.0 t BioPower		145		06.07	06.12						
2.0 t BioPower		147		07.07	06.12						
2.0 t BioPower		162		01.11	06.12						
2.0 t BioPower XWD				01.07	06.12						
2.0 t BioPower XWD		162		01.11	06.12						
2.0 t XWD				01.07	06.12						
		2.0 T			03.05	06.12	24.0128-0164.1	428164	+ 16" Rad 6)	314 28,0 25,0 V L +S +B	
	2.0 T XWD	154		07.08	06.12	24.0128-0137.1	428137	+ 16" Rad 6)	302 28,0 25,0 V L +S +B		
	2.0 T XWD	177		03.09	06.12	24.0328-0137.1	528137	+ 16" Rad 6)	302 28,0 25,0 V L +S +B PD		
	2.8 T	184		03.05	06.12						
	2.8 T	188		07.07	06.12						
	2.8 T Aero	206		07.07	06.12						
	2.8 T Aero V6 XWD	206		04.08	06.12						
	2.8 Turbo V6	169		03.05	06.12						
	2.8 Turbo V6	203		05.08	06.12						
		1.8 i	90		03.05	06.12	24.0130-0189.1	430189	+ 17" Rad 4)	345 29,9 27,5 V L +B	
1.8 t		110		03.05	06.12						
1.8 t BioPower		110		01.07	06.12						
1.8 t BioPower		129		07.07	06.12						
1.9 TiD		88		03.05	06.12						
1.9 TiD		110		03.05	06.12						
1.9 TTiD				07.07	06.12						
2.0		143		04.06	09.07						
2.0 t				03.05	06.12						
2.0 t BioPower				01.07	06.12						
2.0 t BioPower	145		06.07	06.12							
2.0 t BioPower	147		07.07	06.12							
2.0 t BioPower XWD			01.07	06.12							
2.0 t XWD			01.07	06.12							
	1.8 i	90	76001222	03.05		13.0460-7194.2	607194	ersetzt Belag mit Federn 7)	23482 16,6 +	ATE	
	1.8 t	110	76001222	03.05		13.0470-7194.2	LD7194	ersetzt Belag mit Federn 7)	23482 16,6 +	ATE	
	1.8 t BioPower	110	76001222	01.07							
	1.8 t BioPower	129	76001222	07.07							
	1.9 TiD	88	76001222	03.05							
	1.9 TiD	110	76001222	03.05							
	1.9 TTiD		76001222	07.07							
	2.0	143	76001222	04.06							
	2.0 t		76001222	03.05							
	2.0 T		76001222	03.05							
2.0 t BioPower		76001222	01.07								
2.0 t BioPower	145	76001222	06.07								
2.0 t BioPower	147	76001222	07.07								
2.0 t BioPower	162	76001222	01.11								
2.0 t BioPower XWD		76001222	01.07								

1) + 15"/16" wheel/+ steel piston / + ruota 15"/16" /+ pistone acciaio / + roue 15"/16" /+ piston acier / + rueda 15"/16" /+ pistón acero
 2) + 15"/16" wheel/+ plastic piston / + ruota 15"/16" /+ pistone plastica / + roue 15"/16" /+ piston plastique / + rueda 15"/16" /+ pistón plástico
 3) + 16" plus wheel / + ruota 16" plus / + roue 16" plus / + rueda 16" plus
 4) + 17" wheel / + ruota 17" / + roue 17" / + rueda 17"
 5) + 15" wheel / + ruota 15" / + roue 15" / + rueda 15"
 6) + 16" wheel / + ruota 16" / + roue 16" / + rueda 16"
 7) replaces pad with springs / sostituisce la guarnizione con molle / remplace la garniture avec ressorts / sustituye guarnición con resortes





SAAB 9-3 SportCombi (05-12)

	2.0 t BioPower XWD	162	76001222	01.11		13.0460-7194.2	607194		ersetzt Belag mit Federn ¹⁾	23482 16,6 +	ATE
	2.0 t XWD		76001222	01.07		13.0470-7194.2	LD7194		ersetzt Belag mit Federn ¹⁾	23482 16,6 +	ATE
	2.0 T XWD	154	76001222	07.08							
	2.0 T XWD	177	76001222	03.09							
	2.8 T	184	76001222	03.05							
	2.8 T	188	76001222	07.07							
	2.8 T Aero	206	76001222	07.07							
	2.8 T Aero V6 XWD	206	76001222	04.08							
	2.8 Turbo V6	169	76001222	03.05							
	2.8 Turbo V6	203	76001222	05.08							
	1.8 i	90	76001223	06.12		13.0460-7195.2	607195			23482 16,6 +	ATE
	1.8 t	110	76001223	06.12		13.0470-7195.2	LD7195			23482 16,6 +	ATE
	1.8 t BioPower	110	76001223	06.12							
	1.8 t BioPower	129	76001223	06.12							
	1.9 TiD	88	76001223	06.12							
	1.9 TiD	110	76001223	06.12							
	1.9 TTiD		76001223	06.12							
	2.0 t		76001223	06.12							
	2.0 T		76001223	06.12							
	2.0 t BioPower		76001223	06.12							
	2.0 t BioPower	145	76001223	06.12							
	2.0 t BioPower	147	76001223	06.12							
	2.0 t BioPower	162	76001223	06.12							
	2.0 t BioPower XWD		76001223	06.12							
	2.0 t BioPower XWD	162	76001223	06.12							
	2.0 t XWD		76001223	06.12							
	2.0 T XWD	154	76001223	06.12							
	2.0 T XWD	177	76001223	06.12							
	2.8 T	184	76001223	06.12							
	2.8 T	188	76001223	06.12							
	2.8 T Aero	206	76001223	06.12							
	2.8 T Aero V6 XWD	206	76001223	06.12							
	2.8 Turbo V6	169	76001223	06.12							
	2.8 Turbo V6	203	76001223	06.12							
	1.8 i	90		03.05	08.05	24.0112-0157.1	412157			278 11,9 10,0 +S +B	
	1.8 t	110		03.05	08.05	24.0312-0157.1	512157			278 11,9 10,0 +S +B PD	
	1.9 TiD	88		03.05	08.05						
	1.9 TiD	110		03.05	08.05						
	2.0 t			03.05	08.05						
	2.0 T			03.05	08.05	24.0120-0173.1	420173			292 19,9 18,0 V +S +B	
	2.8 T	184		03.05	08.05	24.0320-0173.1	520173			292 19,9 18,0 V +S +B PD	
	2.8 Turbo V6	169		03.05	08.05						
	1.8 i	90		09.05	06.12	24.0112-0157.1	412157	+ 15" Rad ²⁾		278 11,9 10,0 +S +B	
	1.8 t	110		09.05	06.12	24.0312-0157.1	512157	+ 15" Rad ²⁾		278 11,9 10,0 +S +B PD	
	1.8 t BioPower	110		01.07	06.12	24.0120-0173.1	420173	+ 16" Rad ³⁾		292 19,9 18,0 V +S +B	
	1.8 t BioPower	129		07.07	06.12	24.0320-0173.1	520173	+ 16" Rad ³⁾		292 19,9 18,0 V +S +B PD	
	1.9 TiD	88		09.05	06.12						
	1.9 TiD	110		09.05	06.12						
	1.9 TTiD			07.07	06.12						
	2.0	143		04.06	09.07						
	2.0 t			09.05	06.12						
	2.0 T			09.05	06.12						
	2.0 t BioPower			01.07	06.12						
	2.0 t BioPower	145		06.07	06.12						
	2.0 t BioPower	147		07.07	06.12						
	2.0 t BioPower	162		01.11	06.11						
	2.0 t BioPower XWD			01.07	06.12						
	2.0 t BioPower XWD	162		01.11	06.12						
	2.0 t XWD			01.07	06.12						
	2.0 T XWD	154		07.08	06.12						
	2.0 T XWD	177		03.09	06.12						
	2.8 T	184		09.05	06.12						
	2.8 T	188		07.07	06.12						
	2.8 T Aero	206		07.07	06.12						
	2.8 T Aero V6 XWD	206		04.08	06.12						
	2.8 Turbo V6	169		03.05	06.12						
	2.8 Turbo V6	203		05.08	06.12						

SAAB 9-3 Cabriolet (YS3D) (98-03)

	2.0 i	96		02.98	08.02	13.0460-7173.2	607173			23116 20,3 +WK	ATE
	2.0 SE Turbo	147		02.98	08.02	24.8190-0718.2	620718	2		Warnkontakt L=720mm	ATE
	2.0 T	113		10.98	08.02						
	2.0 T	136		02.98	08.02						
	2.0 T	151		10.99	08.02						
	2.0 Turbo	110		01.01	08.02						
	2.3 i	110		02.98	08.02						
	2.3 i	165		10.99	08.02						
	2.0 i	96		09.02	07.03	13.0460-7212.2	607212		f. Bremssattel m.Stahlkolben ⁴⁾	23738 20,1 +/WE	ATE
	2.0 SE Turbo	147		09.02	07.03	13.0460-7172.2	607172		f. Bremssattel m.Kunststoffkolben ⁵⁾	23402 20,1 +/WE	ATE
	2.0 T	113		09.02	07.03	13.0470-7172.2	LD7172		f. Bremssattel m.Kunststoffkolben ⁵⁾	23402 20,1 +/WE	ATE
	2.0 T	136		09.02	07.03						
	2.0 T	151		09.02	07.03						
	2.0 Turbo	110		09.02	07.03						
	2.3 i	110		09.02	07.03						
	2.3 i	165		09.02	07.03						

¹⁾ replaces pad with springs / sostituisce la guarnizione con molle / remplace la garniture avec ressorts / sustituye guarnición con resortes

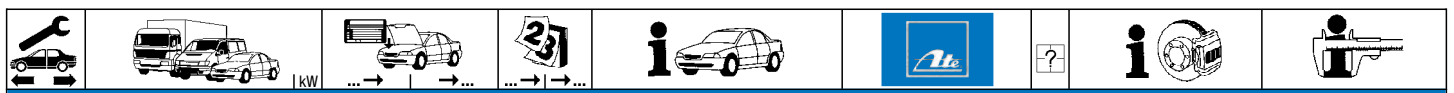
²⁾ + 15" wheel / + ruota 15" / + roue 15" / + rueda 15"

³⁾ + 16" wheel / + ruota 16" / + roue 16" / + rueda 16"

⁴⁾ for br.caliper +steel piston / per pinza fr. +pistone acciaio / pour étrier f. +piston en acier / para pinza fr. +pistón de acero

⁵⁾ for br.caliper +plastic piston / per pinza fr. +pistone plastica / pour étrier fr. +piston plastique / para pinza fr. + pistón plástico





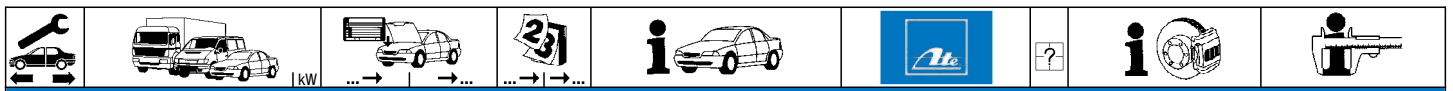
SAAB 9-3 Cabriolet (YS3D) (98-03)

	2.0 i	96		02.98	07.03	24.0125-0119.1	425119		288 25,0 22,0 V L +S +B
	2.0 SE Turbo	147		02.98	07.03	24.0325-0119.1	525119		288 25,0 22,0 V L +S +B PD
	2.0 T	113		10.98	07.03				
	2.0 T	136		02.98	07.03				
	2.0 T	151		10.99	07.03				
	2.0 Turbo	110		01.01	07.03				
	2.3 i	110		02.98	07.03				
	2.0 i	96		02.98	08.02	13.0460-4040.2	604040		21050 15,8 ATE
	2.0 SE Turbo	147		02.98	08.02	13.0460-0347.2	610347		Belagsatz-Zubehör
	2.0 T	113		10.98	08.02				
	2.0 T	136		02.98	08.02				
	2.0 T	151		10.99	08.02				
	2.0 Turbo	110		01.01	08.02				
	2.3 i	110		02.98	08.02				
	2.3 i	165		10.99	08.02				
	2.0 i	96		09.02	07.03	13.0460-7194.2	607194	ersetzt Belag mit Federn ¹⁾	23482 16,6 + ATE
	2.0 SE Turbo	147		09.02	07.03	13.0470-7194.2	LD7194	ersetzt Belag mit Federn ¹⁾	23482 16,6 + ATE
2.0 T	113		09.02	07.03					
2.0 T	136		09.02	07.03					
2.0 T	151		09.02	07.03					
2.0 Turbo	110		09.02	07.03					
2.3 i	110		09.02	07.03					
2.3 i	165		09.02	07.03					
	2.0 i	96		02.98	07.03	24.0110-0226.1	410226		286 10,0 8,0 +S +B
	2.0 SE Turbo	147		02.98	07.03	24.0310-0226.1	510226		286 10,0 8,0 +S +B PD
	2.0 T	113		10.98	07.03				
	2.0 T	136		02.98	07.03				
	2.0 T	151		10.99	07.03				
	2.0 Turbo	110		01.01	07.03				
	2.3 i	110		02.98	07.03				
	2.0 i	96		02.98	07.03	03.0137-0172.2	650172		160 x 25
	2.0 SE Turbo	147		02.98	07.03				
	2.0 T	113		10.98	07.03				
	2.0 T	136		02.98	07.03				
	2.0 T	151		10.99	07.03				
	2.0 Turbo	110		01.01	07.03				
	2.3 i	110		02.98	07.03				
2.3 i	165		10.99	07.03					

SAAB 9-3 Cabriolet (YS3F) (03-12)

	1.8 i	90		01.04	06.12	13.0460-7212.2	607212	+ 15"/16" Rad/+ Stahlkolben ²⁾	23738 20,1 +/WE ATE	
	1.8 t	110		08.03	06.12	13.0460-7172.2	607172	+ 15"/16" Rad/+ Kunststoffkolben ³⁾	23402 20,1 +/WE ATE	
	1.8 t BioPower	110		01.07	06.12	13.0470-7172.2	LD7172	+ 15"/16" Rad/+ Kunststoffkolben ³⁾	23402 20,1 +/WE ATE	
	1.8 t BioPower	129		07.07	06.12					
	1.9 TiD	88		09.04	06.12					
	1.9 TiD	110		01.06	06.12					
	1.9 TTiD			07.07	06.12					
	2.0	143		04.06	09.07					
	2.0 t			08.03	06.12					
	2.0 T			08.03	06.12	- USA				
	2.0 t BioPower			01.07	06.12					
	2.0 t BioPower			06.07	06.12					
	2.0 t BioPower	147		07.07	06.12					
	2.0 Turbo Performance	185		04.04	06.12					
	2.0 T			08.03	06.12	+ USA	13.0460-7212.2	607212	+ 16" Rad/+ Stahlkolben ⁴⁾	23738 20,1 +/WE ATE
	2.0 Turbo Performance	185		04.04	06.12	+ USA	13.0460-7172.2	607172	+ 16" Rad/+ Kunststoffkolben ⁵⁾	23402 20,1 +/WE ATE
							13.0470-7172.2	LD7172	+ 16" Rad/+ Kunststoffkolben ⁵⁾	23402 20,1 +/WE ATE
2.0 T			08.03	12.08	- USA	13.0460-7199.2	607199	+ 16"/16plus" Rad ⁶⁾	23404 20,6 +/WE ATE	
2.0 Turbo Performance	185		04.04	12.08	- USA					
2.8 T	184		02.06	12.08						
2.8 T	221		10.08	12.08						
2.8 T Aero	188		07.07	12.08						
2.8 T V6 Aero			06.08	12.08						
2.0 T			01.09	06.12	- USA	13.0460-7204.2	607204	+ 17" Rad ⁷⁾	23912 18,8 + ATE	
2.0 Turbo Performance	185		01.09	06.12	- USA	13.0470-7204.2	LD7204	+ 17" Rad ⁷⁾	23912 18,8 + ATE	
2.8 T	184		01.09	06.12						
2.8 T	221		01.09	06.12						
2.8 T Aero	188		01.09	06.12						
2.8 T V6 Aero			01.09	06.12						
	1.8 i	90		01.04	06.12	24.0125-0141.1	425141	+ 15" Rad ⁸⁾	285 24,9 22,0 V L +S +B	
	1.8 t	110		08.03	06.12	24.0325-0141.1	525141	+ 15" Rad ⁸⁾	285 24,9 22,0 V L +S +B PD	
	1.8 t BioPower	110		01.07	06.12					
	1.8 t BioPower	129		07.07	06.12					
	1.9 TiD	88		09.04	06.12					
	1.9 TiD	110		01.06	06.12					
	1.9 TTiD			07.07	06.12					
	2.0	143		04.06	09.07					
	2.0 t			08.03	06.12					
	2.0 T			08.03	06.12					
	2.0 t BioPower			01.07	06.12					
	2.0 t BioPower			06.07	06.12					
	2.0 t BioPower	147		07.07	06.12					
	2.0 t Linear	129		08.03	06.12					
2.0 t Vector	129		08.03	06.12						
2.0 Turbo Performance	185		04.04	06.12						

¹⁾ replaces pad with springs / sostituisce la guarnizione con molle / remplace la garniture avec ressorts / sustituye guarnición con resortes
²⁾ + 15"/16" wheel+ steel piston / + ruota 15"/16" /+ pistone acciaio / + roue 15"/16" /+ piston acier / + rueda 15"/16" /+ pistón acero
³⁾ + 15"/16" wheel+ plastic piston / + ruota 15"/16" /+ pistone plastica / + roue 15"/16" /+ piston plastique / + rueda 15"/16" /+ pistón plástico
⁴⁾ + 16" wheel/+ steel piston / + ruota 16" /+ pistone in acciaio / + roue 16" /+ piston en acier / + rueda 16" /+ pistón de acero
⁵⁾ + 16" wheel/+ plastic piston / + ruota 16" /+ pistone plastica / + roue 16" /+ piston plastique / + rueda 16" /+ pistón plástico
⁶⁾ + 16"/16plus" wheel / + ruota 16"/16plus" / + roue 16"/16plus" / + rueda 16"/16plus"
⁷⁾ + 17" wheel / + ruota 17" / + roue 17" / + rueda 17"
⁸⁾ + 15" wheel / + ruota 15" / + roue 15" / + rueda 15"



SAAB 9-3 Cabriolet (YS3F) (03-12)

	2.0 T			08.03	06.12			24.0128-0137.1	428137	+ 16" Rad ¹⁾	302 28,0 V L +S +B	
	2.0 t Vector	129		08.03	06.12			24.0328-0137.1	528137	+ 16" Rad ¹⁾	302 28,0 25,0 V L +S +B PD	
	2.0 Turbo Performance	185		04.04	06.12			24.0128-0164.1	428164	+ 16" plus Rad ²⁾	314 28,0 25,0 V L +S +B	
	2.8 T	184		02.06	06.12							
	2.8 T	221		10.08	06.12							
	2.8 T Aero	188		07.07	06.12							
	2.8 T V6 Aero			06.08	06.12							
	1.8 i	90		01.04	06.12			24.0130-0189.1	430189	+ 17" Rad ³⁾	345 29,9 27,5 V L +B	
	1.8 t	110		08.03	06.12							
	1.8 t BioPower	110		01.07	06.12							
	1.8 t BioPower	129		07.07	06.12							
	1.9 TiD	88		09.04	06.12							
	1.9 TiD	110		01.06	06.12							
	1.9 TTTiD			07.07	06.12							
	2.0	143		04.06	09.07							
	2.0 t			08.03	06.12							
	2.0 T			08.03	06.12							
	2.0 t BioPower			01.07	06.12							
	2.0 t BioPower			06.07	06.12							
	2.0 t BioPower	147		07.07	06.12							
2.0 Turbo Performance	185		04.04	06.12								
2.8 T	184		02.06	06.12								
2.8 T	221		10.08	06.12								
2.8 T Aero	188		07.07	06.12								
2.8 T V6 Aero			06.08	06.12								
	1.8 i	90	76001222	01.04				13.0460-7194.2	607194	ersetzt Belag mit Federn ⁴⁾	23482 16,6 +	
	1.8 t	110	76001222	08.03				13.0470-7194.2	LD7194	ersetzt Belag mit Federn ⁴⁾	23482 16,6 +	
	1.8 t BioPower	110	76001222	01.07							ATE	
	1.8 t BioPower	129	76001222	07.07							ATE	
	1.9 TiD	88	76001222	09.04								
	1.9 TiD	110	76001222	01.06								
	1.9 TTTiD		76001222	07.07								
	2.0	143	76001222	04.06								
	2.0 t		76001222	08.03								
	2.0 T		76001222	08.03								
	2.0 t BioPower		76001222	01.07								
	2.0 t BioPower		76001222	06.07								
	2.0 t BioPower	147	76001222	07.07								
	2.0 Turbo Performance	185	76001222	04.04								
	2.8 T	184	76001222	02.06								
	2.8 T	221	76001222	10.08								
	2.8 T Aero	188	76001222	07.07								
	2.8 T V6 Aero		76001222	06.08								
	1.8 i	90	76001223		06.12				13.0460-7195.2	607195		23482 16,6 +
	1.8 t	110	76001223		06.12				13.0470-7195.2	LD7195		23482 16,6 +
1.8 t BioPower	110	76001223		06.12							ATE	
1.8 t BioPower	129	76001223		06.12							ATE	
1.9 TiD	88	76001223		06.12								
1.9 TiD	110	76001223		06.12								
1.9 TTTiD		76001223		06.12								
2.0	143	76001223		09.07								
2.0 t		76001223		06.12								
2.0 T		76001223		06.12								
2.0 t BioPower		76001223		06.12								
2.0 t BioPower		76001223		06.12								
2.0 t BioPower	147	76001223		06.12								
2.0 Turbo Performance	185	76001223		06.12								
2.8 T	184	76001223		06.12								
2.8 T	221	76001223		06.12								
2.8 T Aero	188	76001223		06.12								
2.8 T V6 Aero		76001223		06.12								
	1.8 t	110		08.03	08.05			24.0112-0157.1	412157		278 11,9 10,0 +S +B	
	2.0 t Linear	129		08.03	08.05			24.0312-0157.1	512157		278 11,9 10,0 +S +B PD	
	2.0 T			08.03	08.05			24.0120-0173.1	420173		292 19,9 18,0 V +S +B	
	2.0 t Vector	129		08.03	08.05			24.0320-0173.1	520173		292 19,9 18,0 V +S +B PD	
	1.8 i	90		01.04	06.12			24.0112-0157.1	412157	+ 15" Rad ⁵⁾	278 11,9 10,0 +S +B	
	1.8 t	110		09.05	06.12			24.0312-0157.1	512157	+ 15" Rad ⁵⁾	278 11,9 10,0 +S +B PD	
	1.8 t BioPower	110		01.07	06.12			24.0120-0173.1	420173	+ 16" Rad ¹⁾	292 19,9 18,0 V +S +B	
	1.8 t BioPower	129		07.07	06.12			24.0320-0173.1	520173	+ 16" Rad ¹⁾	292 19,9 18,0 V +S +B PD	
	1.9 TiD	88		09.04	06.12							
	1.9 TiD	110		01.06	06.12							
	1.9 TTTiD			07.07	06.12							
	2.0	143		04.06	09.07							
	2.0 t			09.05	06.12							
	2.0 T			09.05	06.12							
	2.0 t BioPower			01.07	06.12							
	2.0 t BioPower			06.07	06.12							
	2.0 t BioPower	147		07.07	06.12							
	2.0 t Linear	129		09.05	06.12							
	2.0 t Vector	129		09.05	06.12							
	2.0 Turbo Performance	185		04.04	06.12							
2.8 T	184		02.06	06.12								
2.8 T	221		10.08	06.12								
2.8 T Aero	188		07.07	06.12								
2.8 T V6 Aero			06.08	06.12								

¹⁾ + 16" wheel / + ruota 16" / + roue 16" / + rueda 16"

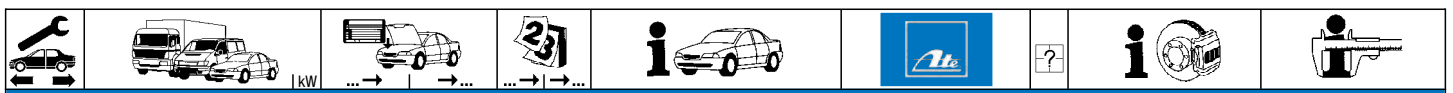
²⁾ + 16" plus wheel / + ruota 16" plus / + roue 16" plus / + rueda 16" plus

³⁾ + 17" wheel / + ruota 17" / + roue 17" / + rueda 17"

⁴⁾ replaces pad with springs / sostituisce la guarnizione con molle / remplace la garniture avec ressorts / sustituye guarnición con resortes

⁵⁾ + 15" wheel / + ruota 15" / + roue 15" / + rueda 15"





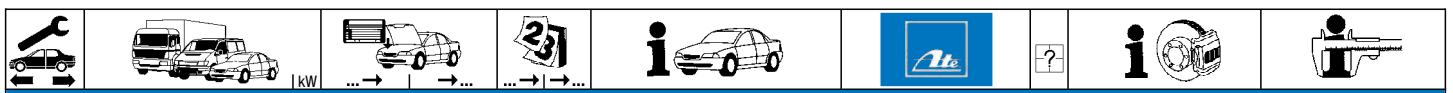
SAAB 9-3 X (09-12)

	1.9 TTiD	96		01.10	06.12	13.0460-7212.2	607212	+ 15"/16" Rad/+ Stahkolben 1)	23738 20,1 +/WE	ATE
	1.9 TTiD	132		03.09	06.12	13.0460-7172.2	607172	+ 15"/16" Rad/+ Kunststoffkolben 2)	23402 20,1 +/WE	ATE
	2.0 T BioPower XWD	120		01.11	06.12	13.0470-7172.2	LD7172	+ 15"/16" Rad/+ Kunststoffkolben 2)	23402 20,1 +/WE	ATE
	2.0 T BioPower XWD	154		03.09	06.12					
	2.0 T XWD	162		01.11	06.12					
	2.0 T XWD	154		03.09	06.12					
	1.9 TTiD	96		01.10	06.12	13.0460-7199.2	607199	+ 16" plus Rad 3)	23404 20,6 +/WE	ATE
	1.9 TTiD	132		03.09	06.12					
	2.0 T BioPower XWD	120		01.11	06.12					
	2.0 T BioPower XWD	154		03.09	06.12					
	2.0 T BioPower XWD	162		01.11	06.12					
	2.0 T XWD	154		03.09	06.12					
	1.9 TTiD	96		01.10	06.12	13.0460-7204.2	607204	+ 17" Rad 4)	23912 18,8 +	ATE
	1.9 TTiD	132		03.09	06.12	13.0470-7204.2	LD7204	+ 17" Rad 4)	23912 18,8 +	ATE
	2.0 T BioPower XWD	120		01.11	06.12					
	2.0 T BioPower XWD	154		03.09	06.12					
	2.0 T BioPower XWD	162		01.11	06.12					
	2.0 T XWD	154		03.09	06.12					
	1.9 TTiD	96		01.10	06.12	24.0125-0141.1	425141	+ 15" Rad 5)	285 24,9 22,0 V L +S +B	
	1.9 TTiD	132		03.09	06.12	24.0325-0141.1	525141	+ 15" Rad 5)	285 24,9 22,0 V L +S +B PD	
	2.0 T BioPower XWD	120		01.11	06.12					
	2.0 T BioPower XWD	154		03.09	06.12					
	2.0 T BioPower XWD	162		01.11	06.12					
	2.0 T XWD	154		03.09	06.12					
	1.9 TTiD	96		01.10	06.12	24.0128-0137.1	428137	+ 16" Rad 6)	302 28,0 25,0 V L +S +B	
	1.9 TTiD	132		03.09	06.12	24.0328-0137.1	528137	+ 16" Rad 6)	302 28,0 25,0 V L +S +B PD	
	2.0 T BioPower XWD	120		01.11	06.12					
	2.0 T BioPower XWD	154		03.09	06.12					
	2.0 T BioPower XWD	162		01.11	06.12					
	2.0 T XWD	154		03.09	06.12					
	1.9 TTiD	96		01.10	06.12	24.0128-0164.1	428164	+ 16" plus Rad 3)	314 28,0 25,0 V L +S +B	
	1.9 TTiD	132		03.09	06.12					
	2.0 T BioPower XWD	120		01.11	06.12					
	2.0 T BioPower XWD	154		03.09	06.12					
	2.0 T BioPower XWD	162		01.11	06.12					
	2.0 T XWD	154		03.09	06.12					
	1.9 TTiD	96		01.10	06.12	24.0130-0189.1	430189	+ 17" Rad 4)	345 29,9 27,5 V L +B	
	1.9 TTiD	132		03.09	06.12					
	2.0 T BioPower XWD	120		01.11	06.12					
	2.0 T BioPower XWD	154		03.09	06.12					
	2.0 T BioPower XWD	162		01.11	06.12					
	2.0 T XWD	154		03.09	06.12					
	1.9 TTiD	96		01.10	06.12	13.0460-7195.2	607195		23482 16,6 +	ATE
	1.9 TTiD	132		03.09	06.12	13.0470-7195.2	LD7195		23482 16,6 +	ATE
	2.0 T BioPower XWD	120		01.11	06.12					
	2.0 T BioPower XWD	154		03.09	06.12					
	2.0 T BioPower XWD	162		01.11	06.12					
	2.0 T XWD	154		03.09	06.12					
	1.9 TTiD	96		01.10	06.12	24.0112-0157.1	412157	+ 15" Rad 5)	278 11,9 10,0 +S +B	
	1.9 TTiD	132		03.09	06.12	24.0312-0157.1	512157	+ 15" Rad 5)	278 11,9 10,0 +S +B PD	
	2.0 T BioPower XWD	120		01.11	06.12					
	2.0 T BioPower XWD	154		03.09	06.12					
	2.0 T BioPower XWD	162		01.11	06.12					
	2.0 T XWD	154		03.09	06.12					
	1.9 TTiD	96		01.10	06.12	24.0120-0173.1	420173	- 15" Rad 7)	292 19,9 18,0 V +S +B	
	1.9 TTiD	132		03.09	06.12	24.0320-0173.1	520173	- 15" Rad 7)	292 19,9 18,0 V +S +B PD	
	2.0 T BioPower XWD	120		01.11	06.12					
	2.0 T BioPower XWD	154		03.09	06.12					
	2.0 T BioPower XWD	162		01.11	06.12					
	2.0 T XWD	154		03.09	06.12					

SAAB 9-5 Limousine (YS3E) (97-10)

	1.9 TiD	110		01.06	02.10	13.0460-7173.2	607173	+ 16" Rad 6)	23116 20,3 +/WK	ATE
	2.0	136		07.00	02.10	13.0460-7091.2	607091		21829 20,3 +/WE	ATE
	2.0 t	110		09.97	02.10	24.8190-0718.2	620718		Warnkontakt L=720mm	
	2.0 T	129		10.98	02.10					
	2.0 t BioPower	110		01.05	02.10					
	2.0 t BioPower	132		06.06	02.10					
	2.0 Turbo SE	141		10.98	07.00					
	2.2 TiD	88		03.02	02.10					
	2.3 t	125		09.97	02.10					
	2.3 T	134		04.08	02.10					
	2.3 t	136		01.01	02.10					
	2.3 T	162		07.03	02.10					
	2.3 T	188		04.08	02.10					
	2.3 T	191		11.05	02.10					
	2.3 T Aero	169		01.00	09.01					
	2.3 T Aero	184		09.01	02.10					
	2.3 T Aero	225		04.03	03.04					
	2.3 t BioPower	136		01.07	02.10					
	2.3 t BioPower	152		11.06	02.10					
	2.3 t BioPower	154		01.07	02.10					
	3.0 t	147		01.98	02.10					
	3.0 TiD	130		07.01	02.10					

1) + 15"/16" wheel/+ steel piston / + ruota 15"/16" /+ pistone acciaio / + roue 15"/16" /+ piston acier / + rueda 15"/16" /+ pistón acero
2) + 15"/16" wheel/+ plastic piston / + ruota 15"/16" /+ pistone plastica / + roue 15"/16" /+ piston plastique / + rueda 15"/16" /+ pistón plástico
3) + 16" plus wheel / + ruota 16" plus / + roue 16" plus / + ruota 16" plus
4) + 17" wheel / + ruota 17" / + roue 17" / + ruota 17"
5) + 15" wheel / + ruota 15" / + roue 15" / + ruota 15"
6) + 16" wheel / + ruota 16" / + roue 16" / + ruota 16"
7) - 15" wheel / - ruota 15" / - roue 15" / - ruota 15"



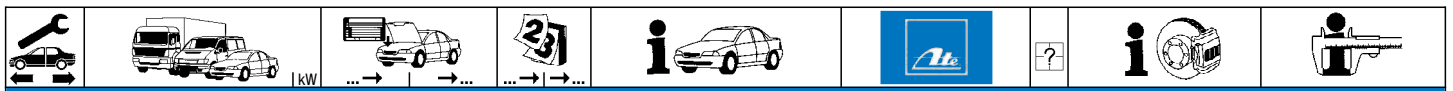
SAAB 9-5 Limousine (YS3E) (97-10)

	1.9 TiD	110		01.06	02.10	24.0125-0119.1	425119	+ 15" Rad 1)	288 25,0 22,0 V L +S +B
	2.0	136		07.00	02.10	24.0325-0119.1	525119	+ 15" Rad 1)	288 25,0 22,0 V L +S +B PD
	2.0 t	110		09.97	02.10				
	2.0 T	129		10.98	02.10				
	2.0 t BioPower	110		01.05	02.10				
	2.0 t BioPower	132		06.06	02.10				
	2.0 Turbo SE	141		10.98	07.00				
	2.2 TiD	88		03.02	02.10				
	2.3 t	125		09.97	02.10				
	2.3 T	134		04.08	02.10				
	2.3 t	136		01.01	02.10				
	2.3 T	162		07.03	02.10				
	2.3 T	162	43510123		02.10				
	2.3 t BioPower	136		01.07	02.10				
	2.3 t BioPower	152		11.06	02.10				
	2.3 t BioPower	154		01.07	02.10				
	2.3 T	162	43510122	07.03		24.0125-0142.1	425142	+ 16" Rad 2)	308 25,0 22,0 V L +S +B
	2.3 T	188		04.08	02.10	24.0325-0142.1	525142	+ 16" Rad 2)	308 25,0 22,0 V L +S +B PD
	2.3 T	191		11.05	02.10				
2.3 T Aero	169		10.99	09.01					
2.3 T Aero	184		09.01	02.10					
2.3 T Aero	225		04.03	03.04					
3.0 t	147		01.98	02.10					
3.0 TiD	130		07.01	02.10					
	2.0 t	110	X3025751	09.97		13.0460-4040.2	604040		21050 15,8 ATE
	2.0 T	129	X3025751	10.98		13.0460-0347.2	610347		Belagsatz-Zubehör
	2.0 Turbo SE	141	X3025751	10.98					
	2.3 t	125	X3025751	09.97					
	3.0 t	147	X3025751	01.98					
	1.9 TiD	110		01.06	02.10	13.0460-3605.2	603605		20180 17,3 +WE ATE
	2.0	136		07.00	02.10	13.0470-3605.2	LD3605		20180 17,3 +WE ATE
	2.0 t	110	X3025752		02.10				
	2.0 T	129	X3025752		02.10				
	2.0 t BioPower	110		01.05	02.10				
	2.0 t BioPower	132		06.06	02.10				
	2.0 Turbo SE	141	X3025752		07.00				
	2.2 TiD	88		03.02	02.10				
	2.3 t	125	X3025752		02.10				
	2.3 T	134		04.08	02.10				
	2.3 t	136		01.01	02.10				
	2.3 T	162		07.03	02.10				
	2.3 T	188		04.08	02.10				
	2.3 T	191		11.05	02.10				
2.3 T Aero	169		10.99	09.01					
2.3 T Aero	184		09.01	02.10					
2.3 T Aero	225		04.03	03.04					
2.3 t BioPower	136		01.07	02.10					
2.3 t BioPower	152		11.06	02.10					
2.3 t BioPower	154		01.07	02.10					
3.0 t	147	X3025752		02.10					
3.0 TiD	130		07.01	02.10					
	2.0 t	110	X3025751	09.97		24.0110-0226.1	410226		286 10,0 8,0 +S +B
	2.0 T	129	X3025751	10.98		24.0310-0226.1	510226		286 10,0 8,0 +S +B PD
	2.0 Turbo SE	141	X3025751	10.98					
	2.3 t	125	X3025751	09.97					
	3.0 t	147	X3025751	01.98					
	1.9 TiD	110		01.06	02.10	24.0110-0274.1	410274		286 10,0 8,0 +S +B
	2.0	136		07.00	02.10				
	2.0 t	110	X3025752		02.10				
	2.0 T	129	X3025752		02.10				
	2.0 t BioPower	110		01.05	02.10				
	2.0 t BioPower	132		06.06	02.10				
	2.0 Turbo SE	141	X3025752		07.00				
	2.2 TiD	88		03.02	02.10				
	2.3 t	125	X3025752		02.10				
	2.3 T	134		04.08	02.10				
	2.3 t	136		01.01	02.10				
	2.3 T	162		07.03	02.10				
	2.3 T Aero	169		10.99	09.01				
	2.3 T Aero	184		09.01	12.01				
2.3 t BioPower	136		01.07	02.10					
2.3 t BioPower	152		11.06	02.10					
2.3 t BioPower	154		01.07	02.10					
3.0 t	147	X3025752		12.01					
3.0 TiD	130		07.01	12.01					
2.3 T	188		04.08	02.10	24.0120-0196.1	420196		300 20,0 18,0 V +S +B	
2.3 T	191		11.05	02.10					
2.3 T Aero	184		01.02	02.10					
2.3 T Aero	225		04.03	03.04					
3.0 t	147		01.02	02.10					
3.0 TiD	130		01.02	02.10					
	1.9 TiD	110		01.06	02.10	03.0137-0172.2	650172		160 x 25
	2.0	136		07.00	02.10				
	2.0 t	110		09.97	02.10				
	2.0 T	129		10.98	02.10				
	2.0 t BioPower	110		01.05	02.10				

1) + 15" wheel / + ruota 15" / + roue 15" / + rueda 15"

2) + 16" wheel / + ruota 16" / + roue 16" / + rueda 16"





SAAB 9-5 Limousine (YS3E) (97-10)

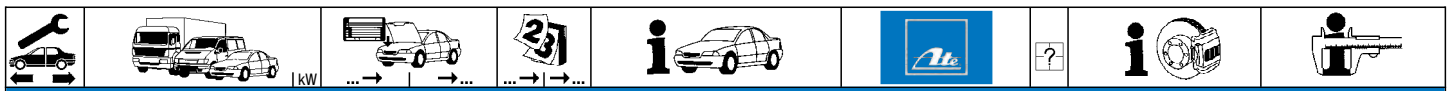
	2.0 t BioPower	132		06.06	02.10	03.0137-0172.2	650172		160 x 25
	2.0 Turbo SE	141		10.98	07.00				
	2.2 TiD	88		03.02	02.10				
	2.3 t	125		09.97	02.10				
	2.3 T	134		04.08	02.10				
	2.3 t	136		01.01	02.10				
	2.3 T	162		07.03	02.10				
	2.3 T	188		04.08	02.10				
	2.3 T	191		11.05	02.10				
	2.3 T Aero	169		10.99	09.01				
	2.3 T Aero	184		09.01	02.10				
	2.3 T Aero	225		04.03	03.04				
	2.3 t BioPower	136		01.07	02.10				
	2.3 t BioPower	152		11.06	02.10				
	2.3 t BioPower	154		01.07	02.10				
	3.0 t	147		01.98	02.10				
	3.0 TiD	130		07.01	02.10				

SAAB 9-5 Kombi (YS3E) (98-10)

	1.9 TiD	110		01.06	02.10	13.0460-7173.2	607173		23116 20,3 +/WK	ATE
	1.9 TiD	129		01.07	02.10	13.0460-7091.2	607091	+ 16" Rad ¹⁾	21829 20,3 +/WE	ATE
	2.0	136		07.00	07.01	24.8190-0718.2	620718	2	Warnkontakt L=720mm	
	2.0 t	110		10.98	02.10					
	2.0 t	141		10.98	02.10					
	2.0 t BioPower			06.06	02.10					
	2.0 t BioPower	110		01.06	02.10					
	2.2 TiD	88		03.02	02.10					
	2.3	224		06.03	08.05					
	2.3 t	125		10.98	02.10					
	2.3 t	136		01.02	02.10					
	2.3 T	162		07.03	02.10					
	2.3 T	188		04.08	02.10					
	2.3 T	191		01.06	02.10					
	2.3 T Aero	169		10.99	09.01					
	2.3 T Aero	184		09.01	02.10					
	2.3 T Aero	225		04.03	03.04					
	2.3 t BioPower	136		01.07	02.10					
	2.3 t BioPower	152		11.06	02.10					
	2.3 t BioPower	154		01.07	02.10					
	3.0 t	147		10.98	02.10					
	3.0 TiD	130		07.01	02.10					
	1.9 TiD	110		01.06	02.10	24.0125-0119.1	425119		+ 15" Rad ²⁾	288 25,0 22,0 V L +S +B
	1.9 TiD	129		01.07	02.10	24.0325-0119.1	525119		+ 15" Rad ²⁾	288 25,0 22,0 V L +S +B PD
	2.0	136		07.00	07.01					
	2.0 t	110		10.98	02.10					
	2.0 t	141		10.98	02.10					
	2.0 t BioPower			06.06	02.10					
	2.0 t BioPower	110		01.06	02.10					
	2.2 TiD	88		03.02	02.10					
	2.3 t	125		10.98	02.10					
	2.3 t	136		01.01	02.10					
	2.3 T	162		07.03	02.10					
	2.3 T	162	43510123	02.10	+ (USA)					
	2.3 t BioPower	136		01.07	02.10					
	2.3 t BioPower	152		11.06	02.10					
	2.3 t BioPower	154		01.07	02.10					
	3.0 t	147		10.98	02.10					
	2.0	136		07.00	07.01	24.0125-0142.1	425142		+ 16" Rad ¹⁾	308 25,0 22,0 V L +S +B
	2.0 t	110		10.98	02.10	24.0325-0142.1	525142		+ 16" Rad ¹⁾	308 25,0 22,0 V L +S +B PD
	2.0 t	141		10.98	02.10					
	2.3	224		06.03	08.05					
	2.3 t	125		10.98	02.10					
	2.3 T	162	43510122	07.03	+ (USA)					
	2.3 T	188		04.08	02.10					
	2.3 T	191		01.06	02.10					
	2.3 T Aero	169		10.99	09.01					
	2.3 T Aero	184		09.01	02.10					
	2.3 T Aero	225		04.03	03.04					
	2.3 t BioPower	136		01.07	02.10					
	2.3 t BioPower	152		11.06	02.10					
	2.3 t BioPower	154		01.07	02.10					
	3.0 t	147		10.98	02.10					
	3.0 TiD	130		07.01	02.10					
	2.0	136	X3025751	07.00		13.0460-4040.2	604040		21050 15,8	ATE
	2.0 t	110	X3025751	10.98		13.0460-0347.2	610347		Belagsatz-Zubehör	
	2.0 t	141	X3025751	10.98						
	2.0 t BioPower		X3025751	06.06						
	2.0 t BioPower	110	X3025751	01.06						
	2.3 t	125	X3025751	10.98						
	2.3 t BioPower	136	X3025751	01.07						
	2.3 t BioPower	152	X3025751	11.06						
	2.3 t BioPower	154	X3025751	01.07						
	3.0 t	147	X3025751	10.98						
	1.9 TiD	110		01.06	02.10	13.0460-3605.2	603605		20180 17,3 +/WE	ATE
	1.9 TiD	129		01.07	02.10	13.0470-3605.2	LD3605		20180 17,3 +/WE	ATE
	2.0	136	X3025752	07.01						
	2.0 t	110	X3025752	02.10						

¹⁾ + 16" wheel / + ruota 16" / + roue 16" / + rueda 16"
²⁾ + 15" wheel / + ruota 15" / + roue 15" / + rueda 15"





SAAB 9-5 Kombi (YS3E) (98-10)



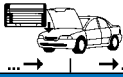


















	2.0 t	141 X3025752		02.10		13.0460-3605.2	603605		20180 17,3 +WE	ATE	
	2.0 t BioPower	X3025752		02.10		13.0470-3605.2	LD3605		20180 17,3 +WE	ATE	
	2.0 t BioPower	110 X3025752		02.10							
	2.2 TiD	88		03.02	02.10						
	2.3	224		06.03	08.05						
	2.3 t	125 X3025752			02.10						
	2.3 t	136		01.01	02.10						
	2.3 T	162		07.03	02.10						
	2.3 T	188		04.08	02.10						
	2.3 T	191		01.06	02.10						
	2.3 T Aero	169		10.99	09.01						
	2.3 T Aero	184		09.01	02.10						
	2.3 T Aero	225		04.03	03.04						
	2.3 t BioPower	136 X3025752			02.10						
	2.3 t BioPower	152 X3025752			02.10						
2.3 t BioPower	154 X3025752			02.10							
3.0 t	147 X3025752			02.10							
3.0 TiD	130		07.01	02.10							
	2.0	136	X3025751	07.00		24.0110-0226.1	410226		286 10,0 8,0 +S +B		
	2.0 t	110	X3025751	10.98		24.0310-0226.1	510226		286 10,0 8,0 +S +B PD		
	2.0 t	141	X3025751	10.98							
	2.0 t BioPower		X3025751	06.06							
	2.0 t BioPower	110	X3025751	01.06							
	2.3 t	125	X3025751	10.98							
	2.3 t BioPower	136	X3025751	01.07							
	2.3 t BioPower	152	X3025751	11.06							
	2.3 t BioPower	154	X3025751	01.07							
	3.0 t	147	X3025751	10.98							
	1.9 TiD	110		01.06	02.10		24.0110-0274.1	410274		286 10,0 8,0 +S +B	
	1.9 TiD	129		01.07	02.10						
	2.0	136 X3025752			07.01						
	2.0 t	110 X3025752			02.10						
	2.0 t	141 X3025752			02.10						
2.0 t BioPower	X3025752			02.10							
2.0 t BioPower	110 X3025752			02.10							
2.2 TiD	88		03.02	02.10							
2.3 t	125 X3025752			02.10							
2.3 t	136		01.01	02.10							
2.3 T	162		07.03	02.10							
2.3 T Aero	169		10.99	09.01							
2.3 T Aero	184		09.01	12.01							
2.3 t BioPower	136 X3025752			02.10							
2.3 t BioPower	152 X3025752			02.10							
2.3 t BioPower	154 X3025752			02.10							
3.0 t	147 X3025752			12.01							
3.0 TiD	130		07.01	12.01							
2.3	224		06.03	08.05		24.0120-0196.1	420196		300 20,0 18,0 V +S +B		
2.3 T	188		04.08	02.10							
2.3 T	191		01.06	02.10							
2.3 T Aero	184		01.02	02.10							
2.3 T Aero	225		04.03	03.04							
3.0 t	147		01.02	02.10							
3.0 TiD	130		01.02	02.10							
	1.9 TiD	110		01.06	02.10	03.0137-0172.2	650172		160 x 25		
	1.9 TiD	129		01.07	02.10						
	2.0	136		07.00	07.01						
	2.0 t	110		10.98	02.10						
	2.0 t	141		10.98	02.10						
	2.0 t BioPower			06.06	02.10						
	2.0 t BioPower	110		01.06	02.10						
	2.2 TiD	88		03.02	02.10						
	2.3	224		06.03	08.05						
	2.3 t	125		10.98	02.10						
	2.3 t	136		01.02	02.10						
	2.3 T	162		07.03	02.10						
	2.3 T	188		04.08	02.10						
	2.3 T	191		01.06	02.10						
	2.3 T Aero	169		10.99	09.01						
2.3 T Aero	184		09.01	02.10							
2.3 T Aero	225		04.03	03.04							
2.3 t BioPower	136		01.07	02.10							
2.3 t BioPower	152		11.06	02.10							
2.3 t BioPower	154		01.07	02.10							
3.0 t	147		10.98	02.10							
3.0 TiD	130		07.01	02.10							

SAAB 9-5 II (10-12)

	1.6 T	132		03.10	06.12	13.0460-5611.2	605611	+ 16" Rad ¹⁾	24415 19,1 +/WK/Zub	MAN
	2.0 T	162		03.10	06.12	13.0470-5611.2	LD5611	+ 16" Rad ¹⁾	24415 19,1 +/WK/Zub	MAN
	2.0 T BioPower	162		03.10	06.12					
	2.0 T BioPower XWD	162		03.10	06.12					
	2.0 T XWD	162		03.10	06.12					
	2.0 TiD	118		03.10	06.12					
	2.0 TTiD	140		03.10	06.12					
	2.0 TTiD XWD	140		03.10	06.12					
	2.8 T V6 XWD	221		03.10	06.12					

¹⁾ + 16" wheel / + ruota 16" / + roue 16" / + rueda 16"



									
SAAB 9-5 II (10-12)									
	1.6 T	132		03.10	06.12	13.0460-5612.2	605612	+ 17" Rad ¹⁾	24412 19,0 +/WK/Zub MAN
	2.0 T	162		03.10	06.12	13.0470-5612.2	LD5612	+ 17" Rad ¹⁾	24412 19,0 +/WK/Zub MAN
	2.0 T BioPower	162		03.10	06.12				
	2.0 T BioPower XWD	162		03.10	06.12				
	2.0 T XWD	162		03.10	06.12				
	2.0 TiD	118		03.10	06.12				
	2.0 TTiD	140		03.10	06.12				
	2.0 TTiD XWD	140		03.10	06.12				
	2.8 T V6 XWD	221		03.10	06.12				
	1.6 T	132		03.10	06.12	13.0460-2754.2	602754	+ 17+ " Rad ²⁾	24418 17,0 +/WK/Zub LUC
	2.0 T	162		03.10	06.12				
	2.0 T BioPower	162		03.10	06.12				
	2.0 T BioPower XWD	162		03.10	06.12				
	2.0 T XWD	162		03.10	06.12				
	2.0 TiD	118		03.10	06.12				
	2.0 TTiD	140		03.10	06.12				
	2.0 TTiD XWD	140		03.10	06.12				
	2.8 T V6 XWD	221		03.10	06.12				
	1.6 T	132		03.10	06.12	24.0130-0207.1	430207	+ 16" Rad ³⁾	296 30,0 27,0 V L +S +B
	2.0 T	162		03.10	06.12	24.0330-0207.1	530207	+ 16" Rad ³⁾	296 30,0 27,0 V L +S +B PD
	2.0 T BioPower	162		03.10	06.12				
	2.0 T BioPower XWD	162		03.10	06.12				
	2.0 T XWD	162		03.10	06.12				
	2.0 TiD	118		03.10	06.12				
	2.0 TTiD	140		03.10	06.12				
	2.0 TTiD XWD	140		03.10	06.12				
	2.8 T V6 XWD	221		03.10	06.12				
	1.6 T	132		03.10	06.12	24.0130-0209.1	430209	+ 17" Rad ¹⁾	321 30,0 27,0 V L +S +B
	2.0 T	162		03.10	06.12	24.0330-0209.1	530209	+ 17" Rad ¹⁾	321 30,0 27,0 V L +S +B PD
	2.0 T BioPower	162		03.10	06.12				
	2.0 T BioPower XWD	162		03.10	06.12				
	2.0 T XWD	162		03.10	06.12				
	2.0 TiD	118		03.10	06.12				
	2.0 TTiD	140		03.10	06.12				
	2.0 TTiD XWD	140		03.10	06.12				
	2.8 T V6 XWD	221		03.10	06.12				
	1.6 T	132		03.10	06.12	24.0130-0208.1	430208	+ 17+ " Rad ²⁾	337 30,0 27,0 V L +S +B
	2.0 T	162		03.10	06.12				
	2.0 T BioPower	162		03.10	06.12				
	2.0 T BioPower XWD	162		03.10	06.12				
	2.0 T XWD	162		03.10	06.12				
	2.0 TiD	118		03.10	06.12				
	2.0 TTiD	140		03.10	06.12				
	2.0 TTiD XWD	140		03.10	06.12				
	2.8 T V6 XWD	221		03.10	06.12				
	1.6 T	132		03.10	06.12	24.0710-5015.3	360403	2  - ständige Daempfungsteuerung ⁴⁾	Radsensor L=740
	2.0 T	162		03.10	06.12				
	2.0 T BioPower	162		03.10	06.12				
	2.0 T BioPower XWD	162		03.10	06.12				
	2.0 T XWD	162		03.10	06.12				
	2.0 TiD	118		03.10	06.12				
	2.0 TTiD	140		03.10	06.12				
	2.0 TTiD XWD	140		03.10	06.12				
	2.8 T V6 XWD	221		03.10	06.12				
	1.6 T	132		03.10	06.12	13.0460-2755.2	602755	+ 16"/17" Rad ⁵⁾	24421 17,2 +/WK/Zub LUC
	2.0 T	162		03.10	06.12	13.0470-2755.2	LD2755	+ 16"/17" Rad ⁵⁾	24421 17,2 +/WK/Zub LUC
	2.0 T BioPower	162		03.10	06.12				
	2.0 T BioPower XWD	162		03.10	06.12				
	2.0 T XWD	162		03.10	06.12				
	2.0 TiD	118		03.10	06.12				
	2.0 TTiD	140		03.10	06.12				
	2.0 TTiD XWD	140		03.10	06.12				
	2.8 T V6 XWD	221		03.10	06.12				
	1.6 T	132		03.10	06.12	24.0112-0187.1	412187	+ 16" Rad ³⁾	292 12,0 10,5 +S +B
	2.0 T	162		03.10	06.12				
	2.0 T BioPower	162		03.10	06.12				
	2.0 T BioPower XWD	162		03.10	06.12				
	2.0 T XWD	162		03.10	06.12				
	2.0 TiD	118		03.10	06.12				
	2.0 TTiD	140		03.10	06.12				
	2.0 TTiD XWD	140		03.10	06.12				
	2.8 T V6 XWD	221		03.10	06.12				
	1.6 T	132		03.10	06.12	24.0123-0114.1	423114	+ 17" Rad ¹⁾	315 22,9 21,5 V +S +B
	2.0 T	162		03.10	06.12				
	2.0 T BioPower	162		03.10	06.12				
	2.0 T BioPower XWD	162		03.10	06.12				
	2.0 T XWD	162		03.10	06.12				
	2.0 TiD	118		03.10	06.12				
	2.0 TTiD	140		03.10	06.12				
	2.0 TTiD XWD	140		03.10	06.12				
	2.8 T V6 XWD	221		03.10	06.12				
	1.6 T	132		03.10	06.12	24.0711-5332.3	360327	2  - ständige Daempfungsst./+HA 4-Lenker ⁶⁾	Radsensor L=766
	2.0 T	162		03.10	06.12				
	2.0 T BioPower	162		03.10	06.12				
	2.0 T BioPower XWD	162		03.10	06.12				
	2.0 T XWD	162		03.10	06.12				

¹⁾ + 17" wheel / + ruota 17" / + roue 17" / + rueda 17"










































²⁾ + 17+ " wheel / + ruota 17+ " / + roue 17+ " / + rueda 17+ "













³⁾ + 16" wheel / + ruota 16" / + roue 16" / + rueda 16"





⁴⁾ - continuous damping control / - smorzam.a controllo continuo / - contrôle d'amortissem.continuo / - control amortiguación continuo

⁵⁾ + 16"/17" wheel / + ruota 16"/17" / + roue 16"/17" / + ruedas 16"/17"

⁶⁾ - contin.damping contr./+4-link RA / - smorzam.contr.conti./P 4 bracci / - contr.d'amortiss.cont./EAR 4 bras / - contr.amortiguac.cont./ET cuatro brazos

| SAAB 9-5 II (10-12) |
 | | | | | | | | | | | | | | | | | | | | | | | | | | | | | | | | | | | | | | | | | | | | | | | | | | | | | | | | | | | | | | | | | | | | | | | | | | | | | | | | | | | | | | | | | | | | | | | | | | | | | | | |
 | | | | | | | | | | | | | | | | | | | | | |
 | | | | | | | | | | | | | | | | | | | | | | | | | | | | | | | | | | | | | | | | | | | | | | | | | | | | | | | | | | | |
 | | | | | | | | | | | | | | | | | | | | | | | | | | | | | | | | | | | | | | | | | |
 | | | | | | | | | | | | | | | | | | | | | | | | | | | | | | | | | | | | | | | |
 | | | | | | | | | | | | | |
 | | | | | | | | | | | | | | | | | | | | | | | | | | | | | | | | | | | | | | | | | | | | | | | | | | | | | | | | | |
 | | | | | | | | | | | | | | | | | | | | | | | | | | | | | | | | | | | | | | | | | | | | | | | | | | | |
 | | | | | | | | | | | | | | | | | | | | | | | | | | | | | | | | | | | | | | | | | | | |
 | | | | | | | | | | | | | | | | | | | | | | | | | | | | | | | | | | | | | |
 | | | | | | | | | | | | | | | | | | | | | | | | | | | | | | | | | | | | | | | | | | | |
 | | | | | | | | | | | | | | | | | | | | | | | | | | | | | | | | | | | | | | | | | | | | | | | | | | | | | | | | | | | |
 | | | | | | | | | | | | | | | | | | | | | | | | | | | | | | | | | | | | | | | | | | | | | | | | | | | | | | | | | | | | | | | | | | | | | | | | | | | | | | | | | | | | | | | | | | | | | | | | | | | | | | | |
 | | | | | | | | | | | | | | | | | | | | | | | | | | | | | | | | | | | | | | | | | | | | | | | | | | | | | | | | | | | | | | | | | | | | | | | | | | | | | | | | | | | | | | | | | | | | | | | | | | | | | | |
--
--|---------------|-------|----------|----------------|--------|---|--|---|--|---------------------|---------------|-----|----------|-------|-------|----------------|--------|---|--|-----------------------|--------------|-----|----------|-------|-------|--|--|--|--|--|---------------|-----|----------|-------|-------|----------------|--------|---|---|------------------|---------------|--|----------|-------|-------|----------------|--------|--|--|-------------------------|--|---|----------|-------|-------|----------------|--------|----------------|--------|---|---------|------------------|---------------|-------|-------|----------------|--------|----------------|--------|---|--------|------------------|----------|-------|-------|-------|-------|--|--|--|--
--
---|---------------|--|----------|----------------|--------|----------------|--------|--------------------|---------------|-------------------|---------------|--|----------|----------------|--------|----------------|--------|-----------------------|-------|-----------------------|--|--|----------|-------|-------|-------|-------|----------------|--------|---|----------|------------------|---------------|-------|-------|-------|-------|----------------|---------|---|---------------|------------------|----------|-------|-------|----------------|--------|--|---------|-------------------------|----------|--|---------------|-------|-------|----------------|--------|--|--------|----------------------------|----------|--|----------|-------|-------|-------|-------|--|--------|--|----------|--|--|--|---------|--|--|-------|--|--|--
--|---------------|------------------|---------------|----------------|--------|----------------|--------|--------------------|---------------|---|---------------|------------------|----------|----------------|--------|----------------|--------
-----------------------|---------|-----------------------|----------|-------|---------------|-------|-------|-------|-------|--|--------|--|----------|-------|----------|-------|-------|-------|-------|--|-------------------|--|--|--|--|--|---------|----------------|--------|----------------|---------|----------------|----------|---|---------------|------------------|---------------|----------------|--------|-------|--------|-------------------|----------|---|----------|------------------|---------|-------|-------|-------|--------|--|----------|--|---------------|-------|---------------|-------|-------|-------|--|--|--
---|---------------|-------|----------|----------------|--------|----------------|--------|--------------------|---------------|--------------|--
---|--|--|---------|-------|-------|-----------------------|---------|----------------|----------|---|---------------|------------------|---------------|-------|-------|-------|--------|----------------|----------|---|----------|------------------|---------|-------|-------|-------|-------------------|--|--
--|---------------|-------|---------------|-------|-------|----------------|---------|--|----------|---------------------|---------------|-------|--------|-------|-------|-------|--------|--|----------|--|--|--|---------|-------|-------|-------|--------|----------------|----------|---|---------------|------------------|---------------|-------|-------|-------|--
--|---------------|---|----------|------------------|---------|----------------|--------|-------|-------|--------------------|---------------|--|--|---|---------------|----------------|--------|-------|-------|-----------------------|---------|--|----------|-----------------|---------------|--|--|-------|-------|--|--------|--|----------|-------|--|--|---------|-------|-------|-------|-------------------|----------------|--
--|---------------|------------------|---------------|-------|-------|----------------|---------|--|----------|---------------------|---------------|--|---------|-------|-------|-------|--------|--|----------|--|--|--|---------------|-------|-------|-------|--------|----------------|----------|---|---------------|------------------|---------------|-------|-------|-------|--
--|---------------|---|--------|------------------|--|--|---------|-------|-------|----------|-------|----------------|--|---|---------------|-------------|---------------|-------|-------|----------------|---------|--|--|-----------------|---------------|--|---------|-------|-------|-------|--------|--|--|-------|--|--|---------------|-------|-------
-------|-------------------|----------------|--|--|---------------|------------------|---------------|-------|-------|----------------|--------|--|--|---------------------|---------------|--|--|--|---------|-------|-------|-------|-------|----------------|--
--|---------------|------------------|---------------|-------|-------|----------------|--------|---|---------------|---|---------------|------------------|---------|-------|-------|----------------|--------|---|--------|------------------|--|--|---------------|-------|-------|-------|-------|----------------|--
---|---------------|-------------|---------------|-------|-------|----------------|--------|--|--|-----------------|---------------|--|---------|-------|-------|-------|-------|--|--|--|--|--|---------------|-------|-------|-------|-------|----------------|--------|--|---------------|------------------|---------------|-------|-------|-------|-------|--|--|--|--------|--|--|--|---------|-------|-------|-------|-------|----------------|--
--|---------------|------------------|---------------|-------|-------|----------------|--------|---|--------|---|---------------|------------------|---------|-------|-------|----------------|--------|---|--|------------------|--|--|---------------|-------|-------|-------|-------|----------------|--------|--|---------------|-------------|---------------|-------|-------|-------|-------|--|--|--|--------|--|---------|-------|-------|-------|-------|--|--|--|--|--|---------------|--|--|-------|-------|----------------|--------|--|--|------------------|---------------|--|--|-------|-------|--|--|--|--|--|--|--|---------|-------|-------|-------|-------
----------------|--------|---|---------------|------------------|---------------|-------|-------|-------|-------|----------------|--------|---|--------|------------------|---------|-------|-------|-------|-------|--|--|--|--|--|---------------|--|--|-------|-------|----------------|--------|--|--|-------------|---------------|--|--|-------|-------|--|--|--|--|--|---------|--|--|-------|-------|--|--|--|--|--|---------------|--|--|-------|-------|--|--|--|--|--|--------|--|--|-------|-------|--|--|--|--|--|--|--|---------|--|--|-------|-------|----------------|--------|---|--|------------------|---------------|--|--|-------|-------|----------------|--------|---|--|------------------|---------|--|--|-------|-------|--|--|--|--|--|---------------|--|--|-------|-------|--|--|--|--|--|--------|--|--|-------|-------|--|--|--|--|--|
|  | <table border="1"> <tr> <td>2.0 TiD</td> <td>118</td> <td></td> <td>03.10</td> <td>06.12</td> <td>24.0711-5332.3</td> <td>360327</td> <td>2</td> <td> - ständige Dämpfungsst./+HA 4-Lenker¹⁾</td> <td>Radsensor L=766</td> </tr> <tr> <td>2.0 TTiD</td> <td>140</td> <td></td> <td>03.10</td> <td>06.12</td> <td></td> <td></td> <td></td> <td></td> <td></td> </tr> <tr> <td>2.0 TTiD XWD</td> <td>140</td> <td></td> <td>03.10</td> <td>06.12</td> <td></td> <td></td> <td></td> <td></td> <td></td> </tr> <tr> <td>2.8 T V6 XWD</td> <td>221</td> <td></td> <td>03.10</td> <td>06.12</td> <td>24.0711-5342.3</td> <td>360414</td> <td>2</td> <td></td> <td>Radsensor L=1245</td> </tr> </table>
 | 2.0 TiD | 118 | | 03.10 | 06.12 | 24.0711-5332.3 | 360327 | 2 |  - ständige Dämpfungsst./+HA 4-Lenker ¹⁾ | Radsensor L=766 | 2.0 TTiD | 140 | | 03.10 | 06.12 | | | | | | 2.0 TTiD XWD | 140 | | 03.10 | 06.12 | | | | | | 2.8 T V6 XWD | 221 | | 03.10 | 06.12 | 24.0711-5342.3 | 360414 | 2 |  | Radsensor L=1245 | | | | | | | | | | | | | | | | | | | | | | | | | | | | | | | | | | | | | | | | | | | | | | | | | | | | | | | | | | | | | | | | | | | | | | | | | | |
 | | | | | | | | | | |
 | | | | | | | | | | | | | | | | | | | | | | | | | | | | | | | | | | | | | | | | | | | | | | | | | | | | | | | | | | | | | | | | | | | | | | |
 | | | | | | | | | | | | | | | | | | | | | | | | | | | | | | | | | | | | | | | | | |
 | | | | | | | | | | | | | | | | | | | | | | | | | | | | | | | | | | | | | | | |
 | | | | | | | | | | | | | |
 | | | | | | | | | | | | | | | | | | | | | | | | | | | | | | | | | | | | | | | | | | | | | | | | | |
 | | | | | | | | | | | | | | | | | | | | | | | | | | | | | | | | | | | | | | | | | | | | | | | | | | | | | | | | | | | |
 | | | | | | | | | | | | | | | | | | | | | | | | | | | | | | | | | | | | | | | | | | | |
 | | | | | | | | | | | | | | | | | | | | | | | | | | | | | | | | | | | | | |
 | | | | | | | | | | | | | | | | | | | | | | | | | | | | | | | | | | | | | | | | | | | |
 | | | | | | | | | | | | | | | | | | | | | | | | | | | | | | | | | | | | | | | | | | | | | | | | | | | | | | | | | | | |
 | | | | | | | | | | | | | | | | | | | | | | | | | | | | | | | | | | | | | | | | | | | | | | | | | | | | | | | | | | | | | | | | | | | | | | | | | | | | | | | | | | | | | | | | | | |
 | | | | | | | | | | | | | | | | | | | | | | | | | | | | | | | | | | | | | | | | | | | | | | | | | | | | | | | | | | | | | | | | | | | | | | | | | | | | | | | | | | | | | | | | | | | | | | | | | | | | | | | | | | | | | | | | | | |
| 2.0 TiD | 118
 | | 03.10 | 06.12 | 24.0711-5332.3 | 360327 | 2 |  - ständige Dämpfungsst./+HA 4-Lenker ¹⁾ | Radsensor L=766 | | | | | | | | | | | | | | | | | | | | | | | | | | | | | | | | | | | | | | | | | | | | | | | | | | | | | | | | | | | | | | | | | | | | | | | | | | | | | | | | | | | | | | | | | | | | | | | |
 | | | | | | | | | | | | | | | | | | | | | |
 | | | | | | | | | | | | | | | | | | | | | | | | | | | | | | | | | | | | | | | | | | | | | | | | | | | | | | | | | | | |
 | | | | | | | | | | | | | | | | | | | | | | | | | | | | | | | | | | | | | | | | | |
 | | | | | | | | | | | | | | | | | | | | | | | | | | | | | | | | | | | | | | | |
 | | | | | | | | | | | | | |
 | | | | | | | | | | | | | | | | | | | | | | | | | | | | | | | | | | | | | | | | | | | | | | | | | | | | |
 | | | | | | | | | | | | | | | | | | | | | | | | | | | | | | | | | | | | | | | | | | | | | | | | | | | | | | | | |
 | | | | | | | | | | | | | | | | | | | | | | | | | | | | | | | | | | | | | | | | | | | |
 | | | | | | | | | | | | | | | | | | | | | | | | | | | | | | | | | | | | | |
 | | | | | | | | | | | | | | | | | | | | | | | | | | | | | | | | | | | | | | | | | | | |
 | | | | | | | | | | | | | | | | | | | | | | | | | | | | | | | | | | | | | | | | | | | | | | | | | | | | | | | | | | | |
 | | | | | | | | | | | | | | | | | | | | | | | | | | | | | | | | | | | | | | | | | | | | | | | | | | | | | | | | | | | | | | | | | | | | | | | | | | | | | | | | | | | | | | | | | | | | | | | | | | | | | | | |
 | | | | | | | | | | | | | | | | | | | | | | | | | | | | | | | | | | | | | | | | | | | | | | | | | | | | | | | | | | | | | | | | | | | | | | | | | | | | | | | | | | | | | | | | | | | | | | | | | | | | | | |
| 2.0 TTiD | 140
 | | 03.10 | 06.12 | | | | | | | | | | | | | | | | | | | | | | | | | | | | | | | | | | | | | | | | | | | | | | | | | | | | | | | | | | | | | | | | | | | | | | | | | | | | | | | | | | | | | | | | | | | | | | | | | | | | |
 | | | | | | | | | | | | | | | | | | | | | |
 | | | | | | | | | | | | | | | | | | | | | | | | | | | | | | | | | | | | | | | | | | | | | | | | | | | | | | | | | | | |
 | | | | | | | | | | | | | | | | | | | | | | | | | | | | | | | | | | | | | | | | | |
 | | | | | | | | | | | | | | | | | | | | | | | | | | | | | | | | | | | | | | | |
 | | | | | | | | | | | | | |
 | | | | | | | | | | | | | | | | | | | | | | | | | | | | | | | | | | | | | | | | | | | | | | | | | | | | | | | | | |
 | | | | | | | | | | | | | | | | | | | | | | | | | | | | | | | | | | | | | | | | | | | | | | | | | | | |
 | | | | | | | | | | | | | | | | | | | | | | | | | | | | | | | | | | | | | | | | | | | |
 | | | | | | | | | | | | | | | | | | | | | | | | | | | | | | | | | | | | | |
 | | | | | | | | | | | | | | | | | | | | | | | | | | | | | | | | | | | | | | | | | | | |
 | | | | | | | | | | | | | | | | | | | | | | | | | | | | | | | | | | | | | | | | | | | | | | | | | | | | | | | | | | | |
 | | | | | | | | | | | | | | | | | | | | | | | | | | | | | | | | | | | | | | | | | | | | | | | | | | | | | | | | | | | | | | | | | | | | | | | | | | | | | | | | | | | | | | | | | | | | | | | | | | | | | | | |
 | | | | | | | | | | | | | | | | | | | | | | | | | | | | | | | | | | | | | | | | | | | | | | | | | | | | | | | | | | | | | | | | | | | | | | | | | | | | | | | | | | | | | | | | | | | | | | | | | | | | | | |
| 2.0 TTiD XWD | 140
 | | 03.10 | 06.12 | | | | | | | | | | | | | | | | | | | | | | | | | | | | | | | | | | | | | | | | | | | | | | | | | | | | | | | | | | | | | | | | | | | | | | | | | | | | | | | | | | | | | | | | | | | | | | | | | | | | |
 | | | | | | | | | | | | | | | | | | | | | |
 | | | | | | | | | | | | | | | | | | | | | | | | | | | | | | | | | | | | | | | | | | | | | | | | | | | | | | | | | | | |
 | | | | | | | | | | | | | | | | | | | | | | | | | | | | | | | | | | | | | | | | | |
 | | | | | | | | | | | | | | | | | | | | | | | | | | | | | | | | | | | | | | | |
 | | | | | | | | | | | | | |
 | | | | | | | | | | | | | | | | | | | | | | | | | | | | | | | | | | | | | | | | | | | | | | | | | | | | | | | | | |
 | | | | | | | | | | | | | | | | | | | | | | | | | | | | | | | | | | | | | | | | | | | | | | | | | | | |
 | | | | | | | | | | | | | | | | | | | | | | | | | | | | | | | | | | | | | | | | | | | |
 | | | | | | | | | | | | | | | | | | | | | | | | | | | | | | | | | | | | | |
 | | | | | | | | | | | | | | | | | | | | | | | | | | | | | | | | | | | | | | | | | | | |
 | | | | | | | | | | | | | | | | | | | | | | | | | | | | | | | | | | | | | | | | | | | | | | | | | | | | | | | | | | | |
 | | | | | | | | | | | | | | | | | | | | | | | | | | | | | | | | | | | | | | | | | | | | | | | | | | | | | | | | | | | | | | | | | | | | | | | | | | | | | | | | | | | | | | | | | | | | | | | | | | | | | | | |
 | | | | | | | | | | | | | | | | | | | | | | | | | | | | | | | | | | | | | | | | | | | | | | | | | | | | | | | | | | | | | | | | | | | | | | | | | | | | | | | | | | | | | | | | | | | | | | | | | | | | | | |
| 2.8 T V6 XWD | 221
 | | 03.10 | 06.12 | 24.0711-5342.3 | 360414 | 2 |  | Radsensor L=1245 | | | | | | | | | | | | | | | | | | | | | | | | | | | | | | | | | | | | | | | | | | | | | | | | | | | | | | | | | | | | | | | | | | | | | | | | | | | | | | | | | | | | | | | | | | | | | | | |
 | | | | | | | | | | | | | | | | | | | | | |
 | | | | | | | | | | | | | | | | | | | | | | | | | | | | | | | | | | | | | | | | | | | | | | | | | | | | | | | | | | | |
 | | | | | | | | | | | | | | | | | | | | | | | | | | | | | | | | | | | | | | | | | |
 | | | | | | | | | | | | | | | | | | | | | | | | | | | | | | | | | | | | | | | |
 | | | | | | | | | | | | | |
 | | | | | | | | | | | | | | | | | | | | | | | | | | | | | | | | | | | | | | | | | | | | | | | | | | | |
 | | | | | | | | | | | | | | | | | | | | | | | | | | | | | | | | | | | | | | | | | | | | | | | | | | | | | | | | | |
 | | | | | | | | | | | | | | | | | | | | | | | | | | | | | | | | | | | | | | | | | | | |
 | | | | | | | | | | | | | | | | | | | | | | | | | | | | | | | | | | | | | |
 | | | | | | | | | | | | | | | | | | | | | | | | | | | | | | | | | | | | | | | | | | | |
 | | | | | | | | | | | | | | | | | | | | | | | | | | | | | | | | | | | | | | | | | | | | | | | | | | | | | | | | | | | |
 | | | | | | | | | | | | | | | | | | | | | | | | | | | | | | | | | | | | | | | | | | | | | | | | | | | | | | | | | | | | | | | | | | | | | | | | | | | | | | | | | | | | | | | | | | | | | | | | | | | | | | | |
 | | | | | | | | | | | | | | | | | | | | | | | | | | | | | | | | | | | | | | | | | | | | | | | | | | | | | | | | | | | | | | | | | | | | | | | | | | | | | | | | | | | | | | | | | | | | | | | | | | | | | | |
| SAAB 900 (94-98) |
 | | | | | | | | | | | | | | | | | | | | | | | | | | | | | | | | | | | | | | | | | | | | | | | | | | | | | | | | | | | | | | | | | | | | | | | | | | | | | | | | | | | | | | | | | | | | | | | | | | | | | | | |
 | | | | | | | | | | | | | | | | | | | | | |
 | | | | | | | | | | | | | | | | | | | | | | | | | | | | | | | | | | | | | | | | | | | | | | | | | | | | | | | | | | | |
 | | | | | | | | | | | | | | | | | | | | | | | | | | | | | | | | | | | | | | | | | |
 | | | | | | | | | | | | | | | | | | | | | | | | | | | | | | | | | | | | | | | |
 | | | | | | | | | | | | | |
 | | | | | | | | | | | | | | | | | | | | | | | | | | | | | | | | | | | | | | | | | | | | | | | | | | | | | | | | | |
 | | | | | | | | | | | | | | | | | | | | | | | | | | | | | | | | | | | | | | | | | | | | | | | | | | | |
 | | | | | | | | | | | | | | | | | | | | | | | | | | | | | | | | | | | | | | | | | | | |
 | | | | | | | | | | | | | | | | | | | | | | | | | | | | | | | | | | | | | |
 | | | | | | | | | | | | | | | | | | | | | | | | | | | | | | | | | | | | | | | | | | | |
 | | | | | | | | | | | | | | | | | | | | | | | | | | | | | | | | | | | | | | | | | | | | | | | | | | | | | | | | | | | |
 | | | | | | | | | | | | | | | | | | | | | | | | | | | | | | | | | | | | | | | | | | | | | | | | | | | | | | | | | | | | | | | | | | | | | | | | | | | | | | | | | | | | | | | | | | | | | | | | | | | | | | | |
 | | | | | | | | | | | | | | | | | | | | | | | | | | | | | | | | | | | | | | | | | | | | | | | | | | | | | | | | | | | | | | | | | | | | | | | | | | | | | | | | | | | | | | | | | | | | | | | | | | | | | | |
|  | <table border="1"> <tr> <td>2.0 16V Turbo</td> <td></td> <td></td> <td>09.93</td> <td>08.96</td> <td>13.0460-7080.2</td> <td>607080</td> <td></td> <td></td> <td>21411 17,5 + ATE</td> </tr> <tr> <td>2.0 i</td> <td></td> <td></td> <td>09.93</td> <td>08.96</td> <td></td> <td></td> <td></td> <td></td> <td></td> </tr> <tr> <td>2.3 16V</td> <td></td> <td></td> <td>09.93</td> <td>08.96</td> <td></td> <td></td> <td></td> <td></td> <td></td> </tr> <tr> <td>2.5 V6</td> <td></td> <td></td> <td>09.93</td> <td>08.96</td> <td></td> <td></td> <td></td> <td></td> <td></td> </tr> <tr> <td>2.0 16V Turbo</td> <td></td> <td></td> <td>09.96</td> <td>03.98</td> <td>13.0460-7091.2</td> <td>607091</td> <td></td> <td></td> <td>21829 20,3 +/WE ATE</td> </tr> <tr> <td>2.0 i</td> <td></td> <td></td> <td>09.96</td> <td>03.98</td> <td>13.0460-7173.2</td> <td>607173</td> <td></td> <td></td> <td>23116 20,3 +/WK ATE</td> </tr> <tr> <td>2.3 16V</td> <td></td> <td></td> <td>09.96</td> <td>03.98</td> <td>24.8190-0718.2</td> <td>620718</td> <td>2</td> <td></td> <td>Warnkontakt L=720mm</td> </tr> <tr> <td>2.5 V6</td> <td></td> <td></td> <td>09.96</td> <td>03.98</td> <td></td> <td></td> <td></td> <td></td> <td></td> </tr> <tr> <td></td> <td> <table border="1"> <tr> <td>2.0 16V Turbo</td> <td></td> <td></td> <td>09.93</td> <td>08.96</td> <td>24.0124-0133.1</td> <td>424133</td> <td></td> <td></td> <td>284 24,0 21,0 V L</td> </tr> <tr> <td>2.0 i</td> <td></td> <td></td> <td>09.93</td> <td>08.96</td> <td></td> <td></td> <td></td> <td></td> <td></td> </tr> <tr> <td>2.3 16V</td> <td></td> <td></td> <td>09.93</td> <td>08.96</td> <td></td> <td></td> <td></td> <td></td> <td></td> </tr> <tr> <td>2.5 V6</td> <td></td> <td></td> <td>09.93</td> <td>08.96</td> <td></td> <td></td> <td></td> <td></td> <td></td> </tr> <tr> <td>2.0 16V Turbo</td> <td></td> <td></td> <td>09.96</td> <td>03.98</td> <td>24.0125-0119.1</td> <td>425119</td> <td></td> <td></td> <td>288 25,0 22,0 V L +S +B</td> </tr> <tr> <td>2.0 i</td> <td></td> <td></td> <td>09.96</td> <td>03.98</td> <td>24.0325-0119.1</td> <td>525119</td> <td></td> <td></td> <td>288 25,0 22,0 V L +S +B PD</td> </tr> <tr> <td>2.3 16V</td> <td></td> <td></td> <td>09.96</td> <td>03.98</td> <td></td> <td></td> <td></td> <td></td> <td></td> </tr> <tr> <td>2.5 V6</td> <td></td> <td></td> <td>09.96</td> <td>03.98</td> <td></td> <td></td> <td></td> <td></td> <td></td> </tr> <tr> <td></td> <td> <table border="1"> <tr> <td>2.0 16V Turbo</td> <td></td> <td></td> <td>09.93</td> <td>08.96</td> <td>13.0460-4043.2</td> <td>604043</td> <td></td> <td></td> <td>21140 15,0 ATE</td> </tr> <tr> <td>2.0 i</td> <td></td> <td></td> <td>09.93</td> <td>08.96</td> <td>13.0460-0217.2</td> <td>610217</td> <td></td> <td></td> <td>Belagsatz-Zubehör ATE</td> </tr> <tr> <td>2.3 16V</td> <td></td> <td></td> <td>09.93</td> <td>08.96</td> <td></td> <td></td> <td></td> <td></td> <td></td> </tr> <tr> <td>2.5 V6</td> <td></td> <td></td> <td>09.93</td> <td>08.96</td> <td></td> <td></td> <td></td> <td></td> <td></td> </tr> <tr> <td>2.0 16V Turbo</td> <td></td> <td></td> <td>09.96</td> <td>03.98</td> <td>13.0460-4040.2</td> <td>604040</td> <td></td> <td></td> <td>21050 15,8 ATE</td> </tr> <tr> <td>2.0 i</td> <td></td> <td></td> <td>09.96</td> <td>03.98</td> <td>13.0460-0347.2</td> <td>610347</td> <td></td> <td></td> <td>Belagsatz-Zubehör</td> </tr> <tr> <td>2.3 16V</td> <td></td> <td></td> <td>09.96</td> <td>03.98</td> <td></td> <td></td> <td></td> <td></td> <td></td> </tr> <tr> <td>2.5 V6</td> <td></td> <td></td> <td>09.96</td> <td>03.98</td> <td></td> <td></td> <td></td> <td></td> <td></td> </tr> <tr> <td></td> <td> <table border="1"> <tr> <td>2.0 16V Turbo</td> <td></td> <td>V7004689</td> <td>09.93</td> <td></td> <td>24.0110-0249.1</td> <td>410249</td> <td></td> <td></td> <td>260 10,0 8,0</td> </tr> <tr> <td>2.0 16V Turbo</td> <td></td> <td>V2022961</td> <td>09.93</td> <td></td> <td></td> <td></td> <td></td> <td></td> <td></td> </tr> <tr> <td>2.0 i</td> <td></td> <td>V7004689</td> <td>09.93</td> <td></td> <td></td> <td></td> <td></td> <td></td> <td></td> </tr> <tr> <td>2.0 i</td> <td></td> <td>V2022961</td> <td>09.93</td> <td></td> <td></td> <td></td> <td></td> <td></td> <td></td> </tr> <tr> <td>2.3 16V</td> <td></td> <td>V7004689</td> <td>09.93</td> <td></td> <td></td> <td></td> <td></td> <td></td> <td></td> </tr> <tr> <td>2.3 16V</td> <td></td> <td>V2022961</td> <td>09.93</td> <td></td> <td></td> <td></td> <td></td> <td></td> <td></td> </tr> <tr> <td>2.5 V6</td> <td></td> <td>V7004689</td> <td>09.93</td> <td></td> <td></td> <td></td> <td></td> <td></td> <td></td> </tr> <tr> <td>2.5 V6</td> <td></td> <td>V2022961</td> <td>09.93</td> <td></td> <td></td> <td></td> <td></td> <td></td> <td></td> </tr> <tr> <td>2.0 16V Turbo</td> <td></td> <td>V2022962</td> <td></td> <td>03.98</td> <td>24.0110-0226.1</td> <td>410226</td> <td></td> <td></td> <td>286 10,0 8,0 +S +B</td> </tr> <tr> <td>2.0 16V Turbo</td> <td></td> <td>V7004690</td> <td></td> <td>03.98</td> <td>24.0310-0226.1</td> <td>510226</td> <td></td> <td></td> <td>286 10,0 8,0 +S +B PD</td> </tr> <tr> <td>2.0 i</td> <td></td> <td>V2022962</td> <td></td> <td>03.98</td> <td></td> <td></td> <td></td> <td></td> <td></td> </tr> <tr> <td>2.0 i</td> <td></td> <td>V7004690</td> <td></td> <td>03.98</td> <td></td> <td></td> <td></td> <td></td> <td></td> </tr> <tr> <td>2.3 16V</td> <td></td> <td>V2022962</td> <td></td> <td>03.98</td> <td></td> <td></td> <td></td> <td></td> <td></td> </tr> <tr> <td>2.3 16V</td> <td></td> <td>V7004690</td> <td></td> <td>03.98</td> <td></td> <td></td> <td></td> <td></td> <td></td> </tr> <tr> <td>2.5 V6</td> <td></td> <td>V2022962</td> <td></td> <td>03.98</td> <td></td> <td></td> <td></td> <td></td> <td></td> </tr> <tr> <td>2.5 V6</td> <td></td> <td>V7004690</td> <td></td> <td>03.98</td> <td></td> <td></td> <td></td> <td></td> <td></td> </tr> <tr> <td></td> <td> <table border="1"> <tr> <td>2.0 16V Turbo</td> <td></td> <td></td> <td>09.93</td> <td>03.98</td> <td>03.0137-0172.2</td> <td>650172</td> <td></td> <td></td> <td>160 x 25</td> </tr> <tr> <td>2.0 i</td> <td></td> <td></td> <td>09.93</td> <td>03.98</td> <td></td> <td></td> <td></td> <td></td> <td></td> </tr> <tr> <td>2.3 16V</td> <td></td> <td></td> <td>09.93</td> <td>03.98</td> <td></td> <td></td> <td></td> <td></td> <td></td> </tr> <tr> <td>2.5 V6</td> <td></td> <td></td> <td>09.93</td> <td>03.98</td> <td></td> <td></td> <td></td> <td></td> <td></td> </tr> </table> </td> </tr> <tr> <th colspan="2">SAAB 9000 (94-98)</th> </tr> <tr> <td></td> <td> <table border="1"> <tr> <td>2.0 16V</td> <td></td> <td></td> <td>09.93</td> <td>05.98</td> <td>13.0460-5703.2</td> <td>605703</td> <td></td> <td></td> <td>21154 19,5 +/WE ATE</td> </tr> <tr> <td>2.0 16V Turbo</td> <td></td> <td></td> <td>09.93</td> <td>05.98</td> <td></td> <td></td> <td></td> <td></td> <td></td> </tr> <tr> <td>2.3 16V</td> <td></td> <td></td> <td>09.93</td> <td>05.98</td> <td></td> <td></td> <td></td> <td></td> <td></td> </tr> <tr> <td>2.3 16V Turbo</td> <td></td> <td></td> <td>09.93</td> <td>05.98</td> <td></td> <td></td> <td></td> <td></td> <td></td> </tr> <tr> <td>3.0 V6</td> <td></td> <td></td> <td>09.94</td> <td>05.98</td> <td></td> <td></td> <td></td> <td></td> <td></td> </tr> <tr> <td></td> <td> <table border="1"> <tr> <td>2.0 16V</td> <td></td> <td></td> <td>09.93</td> <td>05.98</td> <td>24.0125-0125.1</td> <td>425125</td> <td></td> <td></td> <td>280 25,0 23,0 V</td> </tr> <tr> <td>2.0 16V Turbo</td> <td></td> <td></td> <td>09.93</td> <td>05.98</td> <td></td> <td></td> <td></td> <td></td> <td></td> </tr> <tr> <td>2.3 16V</td> <td></td> <td></td> <td>09.93</td> <td>05.98</td> <td></td> <td></td> <td></td> <td></td> <td></td> </tr> <tr> <td>2.3 16V Turbo</td> <td></td> <td></td> <td>09.93</td> <td>05.98</td> <td></td> <td></td> <td></td> <td></td> <td></td> </tr> <tr> <td>3.0 V6</td> <td></td> <td></td> <td>09.94</td> <td>05.98</td> <td></td> <td></td> <td></td> <td></td> <td></td> </tr> <tr> <td></td> <td> <table border="1"> <tr> <td>2.0 16V</td> <td></td> <td></td> <td>01.96</td> <td>05.98</td> <td>24.0751-1174.1</td> <td>360049</td> <td></td> <td></td> <td>Radsensor L=1100</td> </tr> <tr> <td>2.0 16V Turbo</td> <td></td> <td></td> <td>01.96</td> <td>05.98</td> <td>24.0751-1175.1</td> <td>360050</td> <td></td>
<td></td> <td>Radsensor L=1150</td> </tr> <tr> <td>2.3 16V</td> <td></td> <td></td> <td>01.96</td> <td>05.98</td> <td></td> <td></td> <td></td> <td></td> <td></td> </tr> <tr> <td>2.3 16V Turbo</td> <td></td> <td></td> <td>01.96</td> <td>05.98</td> <td></td> <td></td> <td></td> <td></td> <td></td> </tr> <tr> <td>3.0 V6</td> <td></td> <td></td> <td>01.96</td> <td>05.98</td> <td></td> <td></td> <td></td> <td></td> <td></td> </tr> <tr> <td></td> <td> <table border="1"> <tr> <td>2.0 16V</td> <td></td> <td></td> <td>09.93</td> <td>05.98</td> <td>13.0460-3306.2</td> <td>603306</td> <td></td> <td></td> <td>21089 15,0 + ATE</td> </tr> <tr> <td>2.0 16V Turbo</td> <td></td> <td></td> <td>09.93</td> <td>05.98</td> <td></td> <td></td> <td></td> <td></td> <td></td> </tr> <tr> <td>2.3 16V</td> <td></td> <td></td> <td>09.93</td> <td>05.98</td> <td></td> <td></td> <td></td> <td></td> <td></td> </tr> <tr> <td>2.3 16V Turbo</td> <td></td> <td></td> <td>09.93</td> <td>05.98</td> <td></td> <td></td> <td></td> <td></td> <td></td> </tr> <tr> <td>3.0 V6</td> <td></td> <td></td> <td>09.94</td> <td>05.98</td> <td></td> <td></td> <td></td> <td></td> <td></td> </tr> <tr> <td></td> <td> <table border="1"> <tr> <td>2.0 16V</td> <td></td> <td></td> <td>09.93</td> <td>05.98</td> <td>24.0109-0130.1</td> <td>409130</td> <td></td> <td></td> <td>258 9,0 7,5</td> </tr> <tr> <td>2.0 16V Turbo</td> <td></td> <td></td> <td>09.93</td> <td>05.98</td> <td></td> <td></td> <td></td> <td></td> <td></td> </tr> <tr> <td>2.3 16V</td> <td></td> <td></td> <td>09.93</td> <td>05.98</td> <td></td> <td></td> <td></td> <td></td> <td></td> </tr> <tr> <td>2.3 16V Turbo</td> <td></td> <td></td> <td>09.93</td> <td>05.98</td> <td></td> <td></td> <td></td> <td></td> <td></td> </tr> <tr> <td>3.0 V6</td> <td></td> <td></td> <td>09.94</td> <td>05.98</td> <td></td> <td></td> <td></td> <td></td> <td></td> </tr> <tr> <td></td> <td> <table border="1"> <tr> <td>2.0 16V</td> <td></td> <td></td> <td>01.96</td> <td>05.98</td> <td>24.0751-1176.1</td> <td>360051</td> <td></td> <td></td> <td>Radsensor L=1120</td> </tr> <tr> <td>2.0 16V Turbo</td> <td></td> <td></td> <td>01.96</td> <td>05.98</td> <td>24.0751-1177.1</td> <td>360052</td> <td></td> <td></td> <td>Radsensor L=1120</td> </tr> <tr> <td>2.3 16V</td> <td></td> <td></td> <td>01.96</td> <td>05.98</td> <td></td> <td></td> <td></td> <td></td> <td></td> </tr> <tr> <td>2.3 16V Turbo</td> <td></td> <td></td> <td>01.96</td> <td>05.98</td> <td></td> <td></td> <td></td> <td></td> <td></td> </tr> <tr> <td>3.0 V6</td> <td></td> <td></td> <td>01.96</td> <td>05.98</td> <td></td> <td></td> <td></td> <td></td> <td></td> </tr> </table> </td> </tr> </table></td></tr></table></td></tr></table></td></tr></table></td></tr></table></td></tr></table></td></tr></table></td></tr></table></td></tr></table> | 2.0 16V Turbo | | | 09.93 | 08.96 | 13.0460-7080.2 | 607080 | | | 21411 17,5 + ATE | 2.0 i | | | 09.93 | 08.96 | | | | | | 2.3 16V | | | 09.93 | 08.96 | | | | | | 2.5 V6 | | | 09.93 | 08.96 | | | | | | 2.0 16V Turbo | | | 09.96 | 03.98 | 13.0460-7091.2 | 607091 | | | 21829 20,3 +/WE ATE | 2.0 i | | | 09.96 | 03.98 | 13.0460-7173.2 | 607173 | | | 23116 20,3 +/WK ATE | 2.3 16V | | | 09.96 | 03.98 | 24.8190-0718.2 | 620718 | 2 | | Warnkontakt L=720mm | 2.5 V6 | | | 09.96 | 03.98 | | | | | |  | <table border="1"> <tr> <td>2.0 16V Turbo</td> <td></td> <td></td> <td>09.93</td> <td>08.96</td> <td>24.0124-0133.1</td>
<td>424133</td> <td></td> <td></td> <td>284 24,0 21,0 V L</td> </tr> <tr> <td>2.0 i</td> <td></td> <td></td> <td>09.93</td> <td>08.96</td> <td></td> <td></td> <td></td> <td></td> <td></td> </tr> <tr> <td>2.3 16V</td> <td></td> <td></td> <td>09.93</td> <td>08.96</td> <td></td> <td></td> <td></td> <td></td> <td></td> </tr> <tr> <td>2.5 V6</td> <td></td> <td></td> <td>09.93</td> <td>08.96</td> <td></td> <td></td> <td></td> <td></td> <td></td> </tr> <tr> <td>2.0 16V Turbo</td> <td></td> <td></td> <td>09.96</td> <td>03.98</td> <td>24.0125-0119.1</td> <td>425119</td> <td></td> <td></td> <td>288 25,0 22,0 V L +S +B</td> </tr> <tr> <td>2.0 i</td> <td></td> <td></td> <td>09.96</td> <td>03.98</td> <td>24.0325-0119.1</td> <td>525119</td> <td></td> <td></td> <td>288 25,0 22,0 V L +S +B PD</td> </tr> <tr> <td>2.3 16V</td> <td></td> <td></td> <td>09.96</td> <td>03.98</td> <td></td> <td></td> <td></td> <td></td> <td></td> </tr> <tr> <td>2.5 V6</td> <td></td> <td></td> <td>09.96</td> <td>03.98</td> <td></td> <td></td> <td></td> <td></td> <td></td> </tr> <tr> <td></td> <td> <table border="1"> <tr> <td>2.0 16V Turbo</td> <td></td> <td></td> <td>09.93</td> <td>08.96</td> <td>13.0460-4043.2</td> <td>604043</td> <td></td> <td></td> <td>21140 15,0 ATE</td> </tr> <tr> <td>2.0 i</td> <td></td> <td></td> <td>09.93</td> <td>08.96</td> <td>13.0460-0217.2</td> <td>610217</td> <td></td> <td></td> <td>Belagsatz-Zubehör ATE</td> </tr> <tr> <td>2.3 16V</td> <td></td> <td></td> <td>09.93</td> <td>08.96</td> <td></td> <td></td> <td></td> <td></td> <td></td> </tr> <tr> <td>2.5 V6</td> <td></td> <td></td> <td>09.93</td> <td>08.96</td> <td></td> <td></td> <td></td> <td></td> <td></td> </tr> <tr> <td>2.0 16V Turbo</td> <td></td> <td></td> <td>09.96</td> <td>03.98</td> <td>13.0460-4040.2</td> <td>604040</td> <td></td> <td></td> <td>21050 15,8 ATE</td> </tr> <tr> <td>2.0 i</td> <td></td> <td></td> <td>09.96</td> <td>03.98</td> <td>13.0460-0347.2</td> <td>610347</td> <td></td> <td></td> <td>Belagsatz-Zubehör</td> </tr> <tr> <td>2.3 16V</td> <td></td> <td></td> <td>09.96</td> <td>03.98</td> <td></td> <td></td> <td></td> <td></td> <td></td> </tr> <tr> <td>2.5 V6</td> <td></td> <td></td> <td>09.96</td> <td>03.98</td> <td></td> <td></td> <td></td> <td></td> <td></td> </tr> <tr> <td></td> <td> <table border="1"> <tr> <td>2.0 16V Turbo</td> <td></td> <td>V7004689</td> <td>09.93</td> <td></td> <td>24.0110-0249.1</td> <td>410249</td> <td></td> <td></td> <td>260 10,0 8,0</td> </tr> <tr> <td>2.0 16V Turbo</td> <td></td> <td>V2022961</td> <td>09.93</td> <td></td> <td></td> <td></td> <td></td> <td></td> <td></td> </tr> <tr> <td>2.0 i</td> <td></td> <td>V7004689</td> <td>09.93</td> <td></td> <td></td> <td></td> <td></td> <td></td> <td></td> </tr> <tr> <td>2.0 i</td> <td></td> <td>V2022961</td> <td>09.93</td> <td></td> <td></td> <td></td> <td></td> <td></td> <td></td> </tr> <tr> <td>2.3 16V</td> <td></td> <td>V7004689</td> <td>09.93</td> <td></td> <td></td> <td></td> <td></td> <td></td> <td></td> </tr> <tr> <td>2.3 16V</td> <td></td> <td>V2022961</td> <td>09.93</td> <td></td> <td></td> <td></td> <td></td> <td></td> <td></td> </tr> <tr> <td>2.5 V6</td> <td></td> <td>V7004689</td> <td>09.93</td> <td></td> <td></td> <td></td> <td></td> <td></td> <td></td> </tr> <tr> <td>2.5 V6</td> <td></td> <td>V2022961</td> <td>09.93</td> <td></td> <td></td> <td></td> <td></td> <td></td> <td></td> </tr> <tr> <td>2.0 16V Turbo</td> <td></td> <td>V2022962</td> <td></td> <td>03.98</td> <td>24.0110-0226.1</td> <td>410226</td> <td></td> <td></td> <td>286 10,0 8,0 +S +B</td> </tr> <tr> <td>2.0 16V Turbo</td> <td></td> <td>V7004690</td> <td></td> <td>03.98</td> <td>24.0310-0226.1</td> <td>510226</td> <td></td> <td></td> <td>286 10,0 8,0 +S +B PD</td> </tr> <tr> <td>2.0 i</td> <td></td> <td>V2022962</td> <td></td> <td>03.98</td> <td></td> <td></td> <td></td> <td></td> <td></td> </tr> <tr> <td>2.0 i</td> <td></td> <td>V7004690</td> <td></td> <td>03.98</td> <td></td> <td></td> <td></td> <td></td> <td></td> </tr> <tr> <td>2.3 16V</td> <td></td> <td>V2022962</td> <td></td> <td>03.98</td> <td></td> <td></td> <td></td> <td></td> <td></td> </tr> <tr> <td>2.3 16V</td> <td></td> <td>V7004690</td> <td></td> <td>03.98</td> <td></td> <td></td> <td></td> <td></td> <td></td> </tr> <tr> <td>2.5 V6</td> <td></td> <td>V2022962</td> <td></td> <td>03.98</td> <td></td> <td></td> <td></td> <td></td> <td></td> </tr> <tr> <td>2.5 V6</td> <td></td> <td>V7004690</td> <td></td> <td>03.98</td> <td></td> <td></td> <td></td> <td></td> <td></td> </tr> <tr> <td></td> <td> <table border="1"> <tr> <td>2.0 16V Turbo</td> <td></td> <td></td> <td>09.93</td> <td>03.98</td> <td>03.0137-0172.2</td> <td>650172</td> <td></td> <td></td> <td>160 x 25</td> </tr> <tr> <td>2.0 i</td> <td></td> <td></td> <td>09.93</td> <td>03.98</td> <td></td> <td></td> <td></td> <td></td> <td></td> </tr> <tr> <td>2.3 16V</td> <td></td> <td></td> <td>09.93</td> <td>03.98</td> <td></td> <td></td> <td></td> <td></td> <td></td> </tr> <tr> <td>2.5 V6</td> <td></td> <td></td> <td>09.93</td> <td>03.98</td> <td></td> <td></td> <td></td> <td></td> <td></td> </tr> </table> </td> </tr> <tr> <th colspan="2">SAAB 9000 (94-98)</th> </tr> <tr> <td></td> <td> <table border="1"> <tr> <td>2.0 16V</td> <td></td> <td></td> <td>09.93</td> <td>05.98</td> <td>13.0460-5703.2</td> <td>605703</td> <td></td> <td></td> <td>21154 19,5 +/WE ATE</td> </tr> <tr> <td>2.0 16V Turbo</td> <td></td> <td></td> <td>09.93</td> <td>05.98</td> <td></td> <td></td> <td></td> <td></td> <td></td> </tr> <tr> <td>2.3 16V</td> <td></td> <td></td> <td>09.93</td> <td>05.98</td> <td></td> <td></td> <td></td> <td></td> <td></td> </tr> <tr> <td>2.3 16V Turbo</td> <td></td> <td></td> <td>09.93</td> <td>05.98</td> <td></td> <td></td> <td></td> <td></td> <td></td> </tr> <tr> <td>3.0 V6</td> <td></td> <td></td> <td>09.94</td> <td>05.98</td> <td></td> <td></td> <td></td> <td></td> <td></td> </tr> <tr> <td></td> <td> <table border="1"> <tr> <td>2.0 16V</td> <td></td> <td></td> <td>09.93</td> <td>05.98</td> <td>24.0125-0125.1</td> <td>425125</td> <td></td> <td></td> <td>280 25,0 23,0 V</td> </tr> <tr> <td>2.0 16V Turbo</td> <td></td> <td></td> <td>09.93</td> <td>05.98</td> <td></td> <td></td> <td></td> <td></td> <td></td> </tr> <tr> <td>2.3 16V</td> <td></td> <td></td> <td>09.93</td> <td>05.98</td> <td></td> <td></td> <td></td> <td></td> <td></td> </tr> <tr> <td>2.3 16V Turbo</td> <td></td> <td></td> <td>09.93</td> <td>05.98</td> <td></td> <td></td> <td></td> <td></td> <td></td> </tr> <tr> <td>3.0 V6</td> <td></td> <td></td> <td>09.94</td> <td>05.98</td> <td></td> <td></td> <td></td> <td></td> <td></td> </tr> <tr> <td></td> <td> <table border="1"> <tr> <td>2.0 16V</td> <td></td> <td></td> <td>01.96</td> <td>05.98</td> <td>24.0751-1174.1</td> <td>360049</td> <td></td> <td></td> <td>Radsensor L=1100</td> </tr> <tr> <td>2.0 16V Turbo</td> <td></td> <td></td> <td>01.96</td> <td>05.98</td> <td>24.0751-1175.1</td> <td>360050</td> <td></td> <td></td> <td>Radsensor L=1150</td> </tr> <tr> <td>2.3 16V</td> <td></td> <td></td> <td>01.96</td> <td>05.98</td> <td></td> <td></td> <td></td> <td></td> <td></td> </tr> <tr> <td>2.3 16V Turbo</td> <td></td> <td></td> <td>01.96</td> <td>05.98</td> <td></td> <td></td> <td></td> <td></td> <td></td> </tr> <tr> <td>3.0 V6</td> <td></td> <td></td> <td>01.96</td> <td>05.98</td> <td></td> <td></td> <td></td> <td></td> <td></td> </tr> <tr> <td></td> <td> <table border="1"> <tr> <td>2.0 16V</td> <td></td> <td></td> <td>09.93</td> <td>05.98</td> <td>13.0460-3306.2</td> <td>603306</td> <td></td> <td></td> <td>21089 15,0 + ATE</td> </tr> <tr> <td>2.0 16V Turbo</td> <td></td> <td></td> <td>09.93</td> <td>05.98</td> <td></td> <td></td> <td></td> <td></td> <td></td> </tr> <tr> <td>2.3 16V</td> <td></td> <td></td> <td>09.93</td> <td>05.98</td> <td></td> <td></td> <td></td> <td></td> <td></td> </tr> <tr> <td>2.3 16V Turbo</td> <td></td> <td></td> <td>09.93</td> <td>05.98</td> <td></td> <td></td> <td></td> <td></td> <td></td> </tr> <tr> <td>3.0 V6</td> <td></td> <td></td> <td>09.94</td> <td>05.98</td> <td></td> <td></td> <td></td> <td></td> <td></td> </tr> <tr> <td></td> <td> <table border="1"> <tr> <td>2.0 16V</td> <td></td> <td></td> <td>09.93</td> <td>05.98</td> <td>24.0109-0130.1</td> <td>409130</td> <td></td> <td></td> <td>258 9,0 7,5</td> </tr>
<tr> <td>2.0 16V Turbo</td> <td></td> <td></td> <td>09.93</td> <td>05.98</td> <td></td> <td></td> <td></td> <td></td> <td></td> </tr> <tr> <td>2.3 16V</td> <td></td> <td></td> <td>09.93</td> <td>05.98</td> <td></td> <td></td> <td></td> <td></td> <td></td> </tr> <tr> <td>2.3 16V Turbo</td> <td></td> <td></td> <td>09.93</td> <td>05.98</td> <td></td> <td></td> <td></td> <td></td> <td></td> </tr> <tr> <td>3.0 V6</td> <td></td> <td></td> <td>09.94</td> <td>05.98</td> <td></td> <td></td> <td></td> <td></td> <td></td> </tr> <tr> <td></td> <td> <table border="1"> <tr> <td>2.0 16V</td> <td></td> <td></td> <td>01.96</td> <td>05.98</td> <td>24.0751-1176.1</td> <td>360051</td> <td></td> <td></td> <td>Radsensor L=1120</td> </tr> <tr> <td>2.0 16V Turbo</td> <td></td> <td></td> <td>01.96</td> <td>05.98</td> <td>24.0751-1177.1</td> <td>360052</td> <td></td> <td></td> <td>Radsensor L=1120</td> </tr> <tr> <td>2.3 16V</td> <td></td> <td></td> <td>01.96</td> <td>05.98</td> <td></td> <td></td> <td></td> <td></td> <td></td> </tr> <tr> <td>2.3 16V Turbo</td> <td></td> <td></td> <td>01.96</td> <td>05.98</td> <td></td> <td></td> <td></td> <td></td> <td></td> </tr> <tr> <td>3.0 V6</td> <td></td> <td></td> <td>01.96</td> <td>05.98</td> <td></td> <td></td> <td></td> <td></td> <td></td> </tr> </table> </td> </tr> </table></td></tr></table></td></tr></table></td></tr></table></td></tr></table></td></tr></table></td></tr></table></td></tr></table> | 2.0 16V Turbo | | | 09.93 | 08.96 | 24.0124-0133.1 | 424133 | | | 284 24,0 21,0 V L | 2.0 i | | | 09.93 | 08.96 | | | | | | 2.3 16V | | | 09.93 | 08.96 | | | | | | 2.5 V6 | | | 09.93 | 08.96 | | | | | | 2.0 16V Turbo | | | 09.96 | 03.98 | 24.0125-0119.1 | 425119 | | | 288 25,0 22,0 V L +S +B | 2.0 i | | | 09.96 | 03.98 | 24.0325-0119.1 | 525119 | | | 288 25,0 22,0 V L +S +B PD | 2.3 16V | | | 09.96 | 03.98 | | | | | | 2.5 V6 | | | 09.96 | 03.98 | | | | | |

 | <table border="1"> <tr> <td>2.0 16V Turbo</td> <td></td> <td></td> <td>09.93</td> <td>08.96</td> <td>13.0460-4043.2</td> <td>604043</td> <td></td> <td></td> <td>21140 15,0 ATE</td> </tr> <tr> <td>2.0 i</td> <td></td> <td></td> <td>09.93</td> <td>08.96</td> <td>13.0460-0217.2</td> <td>610217</td> <td></td> <td></td> <td>Belagsatz-Zubehör ATE</td> </tr> <tr> <td>2.3 16V</td> <td></td> <td></td> <td>09.93</td> <td>08.96</td> <td></td> <td></td> <td></td> <td></td> <td></td> </tr> <tr> <td>2.5 V6</td> <td></td> <td></td> <td>09.93</td> <td>08.96</td> <td></td> <td></td> <td></td> <td></td> <td></td> </tr> <tr> <td>2.0 16V Turbo</td> <td></td> <td></td> <td>09.96</td> <td>03.98</td> <td>13.0460-4040.2</td> <td>604040</td> <td></td> <td></td> <td>21050 15,8 ATE</td> </tr> <tr> <td>2.0 i</td> <td></td> <td></td> <td>09.96</td> <td>03.98</td> <td>13.0460-0347.2</td> <td>610347</td> <td></td> <td></td> <td>Belagsatz-Zubehör</td> </tr> <tr> <td>2.3 16V</td> <td></td> <td></td> <td>09.96</td> <td>03.98</td> <td></td> <td></td> <td></td> <td></td> <td></td> </tr> <tr> <td>2.5 V6</td> <td></td> <td></td> <td>09.96</td> <td>03.98</td> <td></td> <td></td> <td></td> <td></td> <td></td> </tr> <tr> <td></td> <td> <table border="1"> <tr> <td>2.0 16V Turbo</td> <td></td> <td>V7004689</td> <td>09.93</td> <td></td> <td>24.0110-0249.1</td> <td>410249</td> <td></td> <td></td> <td>260 10,0 8,0</td> </tr> <tr> <td>2.0 16V Turbo</td> <td></td> <td>V2022961</td> <td>09.93</td> <td></td> <td></td> <td></td> <td></td> <td></td> <td></td> </tr> <tr> <td>2.0 i</td> <td></td> <td>V7004689</td> <td>09.93</td> <td></td> <td></td> <td></td> <td></td> <td></td> <td></td> </tr> <tr> <td>2.0 i</td> <td></td> <td>V2022961</td> <td>09.93</td> <td></td> <td></td> <td></td> <td></td> <td></td> <td></td> </tr> <tr> <td>2.3 16V</td> <td></td> <td>V7004689</td> <td>09.93</td> <td></td> <td></td> <td></td> <td></td> <td></td> <td></td> </tr> <tr> <td>2.3 16V</td> <td></td> <td>V2022961</td> <td>09.93</td> <td></td> <td></td> <td></td> <td></td> <td></td> <td></td> </tr> <tr> <td>2.5 V6</td> <td></td> <td>V7004689</td> <td>09.93</td> <td></td> <td></td> <td></td> <td></td> <td></td> <td></td> </tr> <tr> <td>2.5 V6</td> <td></td> <td>V2022961</td> <td>09.93</td> <td></td> <td></td> <td></td> <td></td> <td></td> <td></td> </tr> <tr> <td>2.0 16V Turbo</td> <td></td> <td>V2022962</td> <td></td> <td>03.98</td> <td>24.0110-0226.1</td> <td>410226</td> <td></td> <td></td> <td>286 10,0 8,0 +S +B</td> </tr> <tr> <td>2.0 16V Turbo</td> <td></td> <td>V7004690</td> <td></td> <td>03.98</td> <td>24.0310-0226.1</td> <td>510226</td> <td></td> <td></td> <td>286 10,0 8,0 +S +B PD</td> </tr> <tr> <td>2.0 i</td> <td></td> <td>V2022962</td> <td></td> <td>03.98</td> <td></td> <td></td> <td></td> <td></td> <td></td> </tr> <tr> <td>2.0 i</td> <td></td> <td>V7004690</td> <td></td> <td>03.98</td> <td></td> <td></td> <td></td> <td></td> <td></td> </tr> <tr> <td>2.3 16V</td> <td></td> <td>V2022962</td> <td></td> <td>03.98</td> <td></td> <td></td> <td></td> <td></td> <td></td> </tr> <tr> <td>2.3 16V</td> <td></td> <td>V7004690</td> <td></td> <td>03.98</td> <td></td> <td></td> <td></td> <td></td> <td></td> </tr> <tr> <td>2.5 V6</td> <td></td> <td>V2022962</td> <td></td> <td>03.98</td> <td></td> <td></td> <td></td> <td></td> <td></td> </tr> <tr> <td>2.5 V6</td> <td></td> <td>V7004690</td> <td></td> <td>03.98</td> <td></td> <td></td> <td></td> <td></td> <td></td> </tr> <tr> <td></td> <td> <table border="1"> <tr> <td>2.0 16V Turbo</td> <td></td> <td></td> <td>09.93</td> <td>03.98</td> <td>03.0137-0172.2</td> <td>650172</td> <td></td> <td></td> <td>160 x 25</td> </tr> <tr> <td>2.0 i</td> <td></td> <td></td> <td>09.93</td> <td>03.98</td> <td></td> <td></td> <td></td> <td></td> <td></td> </tr> <tr> <td>2.3 16V</td> <td></td> <td></td> <td>09.93</td> <td>03.98</td> <td></td> <td></td> <td></td> <td></td> <td></td> </tr> <tr> <td>2.5 V6</td> <td></td> <td></td> <td>09.93</td> <td>03.98</td> <td></td> <td></td> <td></td> <td></td> <td></td> </tr> </table> </td> </tr> <tr> <th colspan="2">SAAB 9000 (94-98)</th> </tr> <tr> <td></td> <td> <table border="1"> <tr> <td>2.0 16V</td> <td></td> <td></td> <td>09.93</td> <td>05.98</td> <td>13.0460-5703.2</td> <td>605703</td> <td></td> <td></td> <td>21154 19,5 +/WE ATE</td> </tr> <tr> <td>2.0 16V Turbo</td> <td></td> <td></td> <td>09.93</td> <td>05.98</td> <td></td> <td></td> <td></td> <td></td> <td></td> </tr> <tr> <td>2.3 16V</td> <td></td> <td></td> <td>09.93</td> <td>05.98</td> <td></td> <td></td> <td></td> <td></td> <td></td> </tr> <tr> <td>2.3 16V Turbo</td> <td></td> <td></td> <td>09.93</td> <td>05.98</td> <td></td> <td></td> <td></td> <td></td> <td></td> </tr> <tr> <td>3.0 V6</td> <td></td> <td></td> <td>09.94</td> <td>05.98</td> <td></td> <td></td> <td></td> <td></td> <td></td> </tr> <tr> <td></td> <td> <table border="1"> <tr> <td>2.0 16V</td> <td></td> <td></td> <td>09.93</td> <td>05.98</td> <td>24.0125-0125.1</td> <td>425125</td> <td></td> <td></td> <td>280 25,0 23,0 V</td> </tr> <tr> <td>2.0 16V Turbo</td> <td></td> <td></td> <td>09.93</td> <td>05.98</td> <td></td> <td></td> <td></td> <td></td> <td></td> </tr> <tr> <td>2.3 16V</td> <td></td> <td></td> <td>09.93</td> <td>05.98</td> <td></td> <td></td> <td></td> <td></td> <td></td> </tr> <tr> <td>2.3 16V Turbo</td> <td></td> <td></td> <td>09.93</td> <td>05.98</td> <td></td> <td></td> <td></td> <td></td> <td></td> </tr> <tr> <td>3.0 V6</td> <td></td> <td></td> <td>09.94</td> <td>05.98</td> <td></td> <td></td> <td></td> <td></td> <td></td> </tr> <tr> <td></td> <td> <table border="1"> <tr> <td>2.0 16V</td> <td></td> <td></td> <td>01.96</td> <td>05.98</td> <td>24.0751-1174.1</td> <td>360049</td> <td></td> <td></td> <td>Radsensor L=1100</td> </tr> <tr> <td>2.0 16V Turbo</td> <td></td> <td></td> <td>01.96</td> <td>05.98</td> <td>24.0751-1175.1</td> <td>360050</td> <td></td> <td></td> <td>Radsensor L=1150</td> </tr> <tr> <td>2.3 16V</td> <td></td> <td></td> <td>01.96</td> <td>05.98</td> <td></td> <td></td> <td></td> <td></td> <td></td> </tr> <tr> <td>2.3 16V Turbo</td> <td></td> <td></td> <td>01.96</td> <td>05.98</td> <td></td> <td></td> <td></td> <td></td> <td></td> </tr> <tr> <td>3.0 V6</td> <td></td> <td></td> <td>01.96</td> <td>05.98</td> <td></td> <td></td> <td></td> <td></td> <td></td> </tr> <tr> <td></td> <td> <table border="1"> <tr> <td>2.0 16V</td> <td></td> <td></td> <td>09.93</td> <td>05.98</td> <td>13.0460-3306.2</td> <td>603306</td> <td></td> <td></td> <td>21089 15,0 + ATE</td> </tr> <tr> <td>2.0 16V Turbo</td> <td></td> <td></td> <td>09.93</td> <td>05.98</td> <td></td> <td></td> <td></td> <td></td> <td></td> </tr> <tr> <td>2.3 16V</td> <td></td> <td></td> <td>09.93</td> <td>05.98</td> <td></td> <td></td> <td></td> <td></td> <td></td> </tr> <tr> <td>2.3 16V Turbo</td> <td></td> <td></td> <td>09.93</td> <td>05.98</td> <td></td> <td></td> <td></td> <td></td> <td></td> </tr> <tr> <td>3.0 V6</td> <td></td> <td></td> <td>09.94</td> <td>05.98</td> <td></td> <td></td> <td></td> <td></td> <td></td> </tr> <tr> <td></td> <td> <table border="1"> <tr> <td>2.0 16V</td> <td></td> <td></td> <td>09.93</td> <td>05.98</td> <td>24.0109-0130.1</td> <td>409130</td> <td></td> <td></td> <td>258 9,0 7,5</td> </tr> <tr> <td>2.0 16V Turbo</td> <td></td> <td></td> <td>09.93</td> <td>05.98</td> <td></td> <td></td> <td></td> <td></td> <td></td> </tr> <tr> <td>2.3 16V</td> <td></td> <td></td> <td>09.93</td> <td>05.98</td> <td></td> <td></td> <td></td> <td></td> <td></td> </tr> <tr> <td>2.3 16V Turbo</td> <td></td> <td></td> <td>09.93</td> <td>05.98</td> <td></td> <td></td> <td></td> <td></td> <td></td> </tr> <tr> <td>3.0 V6</td> <td></td> <td></td> <td>09.94</td> <td>05.98</td> <td></td> <td></td> <td></td> <td></td> <td></td> </tr> <tr> <td></td> <td> <table border="1"> <tr> <td>2.0 16V</td> <td></td> <td></td> <td>01.96</td> <td>05.98</td> <td>24.0751-1176.1</td> <td>360051</td> <td></td> <td></td> <td>Radsensor L=1120</td> </tr> <tr> <td>2.0 16V Turbo</td> <td></td> <td></td> <td>01.96</td> <td>05.98</td> <td>24.0751-1177.1</td> <td>360052</td>
<td></td> <td></td> <td>Radsensor L=1120</td> </tr> <tr> <td>2.3 16V</td> <td></td> <td></td> <td>01.96</td> <td>05.98</td> <td></td> <td></td> <td></td> <td></td> <td></td> </tr> <tr> <td>2.3 16V Turbo</td> <td></td> <td></td> <td>01.96</td> <td>05.98</td> <td></td> <td></td> <td></td> <td></td> <td></td> </tr> <tr> <td>3.0 V6</td> <td></td> <td></td> <td>01.96</td> <td>05.98</td> <td></td> <td></td> <td></td> <td></td> <td></td> </tr> </table> </td> </tr> </table></td></tr></table></td></tr></table></td></tr></table></td></tr></table></td></tr></table></td></tr></table> | 2.0 16V Turbo | | | 09.93 | 08.96 | 13.0460-4043.2 | 604043 | | | 21140 15,0 ATE | 2.0 i | | | 09.93 | 08.96 | 13.0460-0217.2 | 610217 | | | Belagsatz-Zubehör ATE | 2.3 16V | | | 09.93 | 08.96 | | | | | | 2.5 V6 | | | 09.93 | 08.96 | | | | | | 2.0 16V Turbo | | | 09.96 | 03.98 | 13.0460-4040.2 | 604040 | | | 21050 15,8 ATE | 2.0 i | | | 09.96 | 03.98 | 13.0460-0347.2 | 610347 | | | Belagsatz-Zubehör | 2.3 16V | | | 09.96 | 03.98 | | | | | | 2.5 V6 | | | 09.96 | 03.98 | | | | | |  | <table border="1"> <tr> <td>2.0 16V Turbo</td> <td></td> <td>V7004689</td> <td>09.93</td> <td></td> <td>24.0110-0249.1</td> <td>410249</td>
<td></td> <td></td> <td>260 10,0 8,0</td> </tr> <tr> <td>2.0 16V Turbo</td> <td></td> <td>V2022961</td> <td>09.93</td> <td></td> <td></td> <td></td> <td></td> <td></td> <td></td> </tr> <tr> <td>2.0 i</td> <td></td> <td>V7004689</td> <td>09.93</td> <td></td> <td></td> <td></td> <td></td> <td></td> <td></td> </tr> <tr> <td>2.0 i</td> <td></td> <td>V2022961</td> <td>09.93</td> <td></td> <td></td> <td></td> <td></td> <td></td> <td></td> </tr> <tr> <td>2.3 16V</td> <td></td> <td>V7004689</td> <td>09.93</td> <td></td> <td></td> <td></td> <td></td> <td></td> <td></td> </tr> <tr> <td>2.3 16V</td> <td></td> <td>V2022961</td> <td>09.93</td> <td></td> <td></td> <td></td> <td></td> <td></td> <td></td> </tr> <tr> <td>2.5 V6</td> <td></td> <td>V7004689</td> <td>09.93</td> <td></td> <td></td> <td></td> <td></td> <td></td> <td></td> </tr> <tr> <td>2.5 V6</td> <td></td> <td>V2022961</td> <td>09.93</td> <td></td> <td></td> <td></td> <td></td> <td></td> <td></td> </tr> <tr> <td>2.0 16V Turbo</td> <td></td> <td>V2022962</td> <td></td> <td>03.98</td> <td>24.0110-0226.1</td> <td>410226</td> <td></td> <td></td> <td>286 10,0 8,0 +S +B</td> </tr> <tr> <td>2.0 16V Turbo</td> <td></td> <td>V7004690</td> <td></td> <td>03.98</td> <td>24.0310-0226.1</td> <td>510226</td> <td></td> <td></td> <td>286 10,0 8,0 +S +B PD</td> </tr> <tr> <td>2.0 i</td> <td></td> <td>V2022962</td> <td></td> <td>03.98</td> <td></td> <td></td> <td></td> <td></td> <td></td> </tr> <tr> <td>2.0 i</td> <td></td> <td>V7004690</td> <td></td> <td>03.98</td> <td></td> <td></td> <td></td> <td></td> <td></td> </tr> <tr> <td>2.3 16V</td> <td></td> <td>V2022962</td> <td></td> <td>03.98</td> <td></td> <td></td> <td></td> <td></td> <td></td> </tr> <tr> <td>2.3 16V</td> <td></td> <td>V7004690</td> <td></td> <td>03.98</td> <td></td> <td></td> <td></td> <td></td> <td></td> </tr> <tr> <td>2.5 V6</td> <td></td> <td>V2022962</td> <td></td> <td>03.98</td> <td></td> <td></td> <td></td> <td></td> <td></td> </tr> <tr> <td>2.5 V6</td> <td></td> <td>V7004690</td> <td></td> <td>03.98</td> <td></td> <td></td> <td></td> <td></td> <td></td> </tr> <tr> <td></td> <td> <table border="1"> <tr> <td>2.0 16V Turbo</td> <td></td> <td></td> <td>09.93</td> <td>03.98</td> <td>03.0137-0172.2</td> <td>650172</td> <td></td> <td></td> <td>160 x 25</td> </tr> <tr> <td>2.0 i</td> <td></td> <td></td> <td>09.93</td> <td>03.98</td> <td></td> <td></td> <td></td> <td></td> <td></td> </tr> <tr> <td>2.3 16V</td> <td></td> <td></td> <td>09.93</td> <td>03.98</td> <td></td> <td></td> <td></td> <td></td> <td></td> </tr> <tr> <td>2.5 V6</td> <td></td> <td></td> <td>09.93</td> <td>03.98</td> <td></td> <td></td> <td></td> <td></td> <td></td> </tr> </table> </td> </tr> <tr> <th colspan="2">SAAB 9000 (94-98)</th> </tr> <tr> <td></td> <td> <table border="1"> <tr> <td>2.0 16V</td> <td></td> <td></td> <td>09.93</td> <td>05.98</td> <td>13.0460-5703.2</td> <td>605703</td> <td></td> <td></td> <td>21154 19,5 +/WE ATE</td> </tr> <tr> <td>2.0 16V Turbo</td> <td></td> <td></td> <td>09.93</td> <td>05.98</td> <td></td> <td></td> <td></td> <td></td> <td></td> </tr> <tr> <td>2.3 16V</td> <td></td> <td></td> <td>09.93</td> <td>05.98</td> <td></td> <td></td> <td></td> <td></td> <td></td> </tr> <tr> <td>2.3 16V Turbo</td> <td></td> <td></td> <td>09.93</td> <td>05.98</td> <td></td> <td></td> <td></td> <td></td> <td></td> </tr> <tr> <td>3.0 V6</td> <td></td> <td></td> <td>09.94</td> <td>05.98</td> <td></td> <td></td> <td></td> <td></td> <td></td> </tr> <tr> <td></td> <td> <table border="1"> <tr> <td>2.0 16V</td> <td></td> <td></td> <td>09.93</td> <td>05.98</td> <td>24.0125-0125.1</td> <td>425125</td> <td></td> <td></td> <td>280 25,0 23,0 V</td> </tr> <tr> <td>2.0 16V Turbo</td> <td></td> <td></td> <td>09.93</td> <td>05.98</td> <td></td> <td></td> <td></td> <td></td> <td></td> </tr> <tr> <td>2.3 16V</td> <td></td> <td></td> <td>09.93</td> <td>05.98</td> <td></td> <td></td> <td></td> <td></td> <td></td> </tr> <tr> <td>2.3 16V Turbo</td> <td></td> <td></td> <td>09.93</td> <td>05.98</td> <td></td> <td></td> <td></td> <td></td> <td></td> </tr> <tr> <td>3.0 V6</td> <td></td> <td></td> <td>09.94</td> <td>05.98</td> <td></td> <td></td> <td></td> <td></td> <td></td> </tr> <tr> <td></td> <td> <table border="1"> <tr> <td>2.0 16V</td> <td></td> <td></td> <td>01.96</td> <td>05.98</td> <td>24.0751-1174.1</td> <td>360049</td> <td></td> <td></td> <td>Radsensor L=1100</td> </tr> <tr> <td>2.0 16V Turbo</td> <td></td> <td></td> <td>01.96</td> <td>05.98</td> <td>24.0751-1175.1</td> <td>360050</td> <td></td> <td></td> <td>Radsensor L=1150</td> </tr> <tr> <td>2.3 16V</td> <td></td> <td></td> <td>01.96</td> <td>05.98</td> <td></td> <td></td> <td></td> <td></td> <td></td> </tr> <tr> <td>2.3 16V Turbo</td> <td></td> <td></td> <td>01.96</td> <td>05.98</td> <td></td> <td></td> <td></td> <td></td> <td></td> </tr> <tr> <td>3.0 V6</td> <td></td> <td></td> <td>01.96</td> <td>05.98</td> <td></td> <td></td> <td></td> <td></td> <td></td> </tr> <tr> <td></td> <td> <table border="1"> <tr> <td>2.0 16V</td> <td></td> <td></td> <td>09.93</td> <td>05.98</td> <td>13.0460-3306.2</td> <td>603306</td> <td></td> <td></td> <td>21089 15,0 + ATE</td> </tr> <tr> <td>2.0 16V Turbo</td> <td></td> <td></td> <td>09.93</td> <td>05.98</td> <td></td> <td></td> <td></td> <td></td> <td></td> </tr> <tr> <td>2.3 16V</td> <td></td> <td></td> <td>09.93</td> <td>05.98</td> <td></td> <td></td> <td></td> <td></td> <td></td> </tr> <tr> <td>2.3 16V Turbo</td> <td></td> <td></td> <td>09.93</td> <td>05.98</td> <td></td> <td></td> <td></td> <td></td> <td></td> </tr> <tr> <td>3.0 V6</td> <td></td> <td></td> <td>09.94</td> <td>05.98</td> <td></td> <td></td> <td></td> <td></td> <td></td> </tr> <tr> <td></td> <td> <table border="1"> <tr> <td>2.0 16V</td> <td></td> <td></td> <td>09.93</td> <td>05.98</td> <td>24.0109-0130.1</td> <td>409130</td> <td></td> <td></td> <td>258 9,0 7,5</td> </tr> <tr> <td>2.0 16V Turbo</td> <td></td> <td></td> <td>09.93</td> <td>05.98</td> <td></td> <td></td> <td></td> <td></td> <td></td> </tr> <tr> <td>2.3 16V</td> <td></td> <td></td> <td>09.93</td> <td>05.98</td> <td></td> <td></td> <td></td> <td></td> <td></td> </tr> <tr> <td>2.3 16V Turbo</td> <td></td> <td></td> <td>09.93</td> <td>05.98</td> <td></td> <td></td> <td></td> <td></td> <td></td> </tr> <tr> <td>3.0 V6</td> <td></td> <td></td> <td>09.94</td> <td>05.98</td> <td></td> <td></td> <td></td> <td></td> <td></td> </tr> <tr> <td></td> <td> <table border="1"> <tr> <td>2.0 16V</td> <td></td> <td></td> <td>01.96</td> <td>05.98</td> <td>24.0751-1176.1</td> <td>360051</td> <td></td> <td></td> <td>Radsensor L=1120</td> </tr> <tr> <td>2.0 16V Turbo</td> <td></td> <td></td> <td>01.96</td> <td>05.98</td> <td>24.0751-1177.1</td> <td>360052</td> <td></td> <td></td> <td>Radsensor L=1120</td> </tr> <tr> <td>2.3 16V</td> <td></td> <td></td> <td>01.96</td> <td>05.98</td> <td></td> <td></td> <td></td> <td></td> <td></td> </tr> <tr> <td>2.3 16V Turbo</td> <td></td> <td></td> <td>01.96</td> <td>05.98</td> <td></td> <td></td> <td></td> <td></td> <td></td> </tr> <tr> <td>3.0 V6</td> <td></td> <td></td> <td>01.96</td> <td>05.98</td> <td></td> <td></td> <td></td> <td></td> <td></td> </tr> </table> </td> </tr> </table></td></tr></table></td></tr></table></td></tr></table></td></tr></table></td></tr></table> | 2.0 16V Turbo | | V7004689 | 09.93 | | 24.0110-0249.1 | 410249 | | | 260 10,0 8,0 | 2.0 16V Turbo |
 | V2022961 | 09.93 | | | | | | | 2.0 i | | V7004689 | 09.93 | | | | | | | 2.0 i | | V2022961 | 09.93 | | | | | | | 2.3 16V | | | | | | | | | | | | | | | | | | | | | | |
 | V7004689 | 09.93 | | | | | | | 2.3 16V | | V2022961 | 09.93 | | | | | | | 2.5 V6 | | V7004689 | 09.93 | | | | | | | 2.5 V6 | | V2022961 | 09.93 | | | | | | | 2.0 16V Turbo | | V2022962 | | 03.98 | 24.0110-0226.1 | 410226 | | | 286 10,0 8,0 +S +B | 2.0 16V Turbo | | V7004690 |
 | 03.98 | 24.0310-0226.1 | 510226 | | | 286 10,0 8,0 +S +B PD | 2.0 i | | V2022962 | | 03.98 | | | | | | 2.0 i | | V7004690 | | 03.98 | | | | | | 2.3 16V | | V2022962 | | 03.98 | | | | | | 2.3 16V | | V7004690 | | 03.98 | | | | | | 2.5 V6 | | V2022962 | | 03.98 |
 | | | | | 2.5 V6 | | V7004690 | | 03.98 | | | | | |  | <table border="1"> <tr> <td>2.0 16V Turbo</td> <td></td> <td></td> <td>09.93</td> <td>03.98</td> <td>03.0137-0172.2</td> <td>650172</td> <td></td> <td></td> <td>160 x 25</td> </tr> <tr> <td>2.0 i</td> <td></td> <td></td> <td>09.93</td> <td>03.98</td> <td></td> <td></td> <td></td> <td></td> <td></td> </tr> <tr> <td>2.3 16V</td> <td></td> <td></td> <td>09.93</td> <td>03.98</td> <td></td> <td></td> <td></td> <td></td> <td></td> </tr> <tr> <td>2.5 V6</td> <td></td> <td></td> <td>09.93</td> <td>03.98</td> <td></td> <td></td> <td></td> <td></td> <td></td> </tr> </table> | 2.0 16V Turbo | | | 09.93 | 03.98 | 03.0137-0172.2 | 650172 | | | 160 x 25 | 2.0 i | | | 09.93 | 03.98 | | | | | | 2.3 16V | | | 09.93 | 03.98 | | | | | |
2.5 V6 | | | 09.93 | 03.98 | | | | | | SAAB 9000 (94-98) | |  | <table border="1"> <tr> <td>2.0 16V</td> <td></td> <td></td> <td>09.93</td> <td>05.98</td> <td>13.0460-5703.2</td> <td>605703</td> <td></td> <td></td> <td>21154 19,5 +/WE ATE</td> </tr> <tr> <td>2.0 16V Turbo</td> <td></td> <td></td> <td>09.93</td> <td>05.98</td> <td></td> <td></td> <td></td> <td></td> <td></td> </tr> <tr> <td>2.3 16V</td> <td></td> <td></td> <td>09.93</td> <td>05.98</td> <td></td> <td></td> <td></td> <td></td> <td></td> </tr> <tr> <td>2.3 16V Turbo</td> <td></td> <td></td> <td>09.93</td> <td>05.98</td> <td></td> <td></td> <td></td> <td></td> <td></td> </tr> <tr> <td>3.0 V6</td> <td></td> <td></td> <td>09.94</td> <td>05.98</td> <td></td> <td></td> <td></td> <td></td> <td></td> </tr> <tr> <td></td> <td> <table border="1"> <tr> <td>2.0 16V</td> <td></td> <td></td> <td>09.93</td> <td>05.98</td> <td>24.0125-0125.1</td> <td>425125</td> <td></td> <td></td> <td>280 25,0 23,0 V</td> </tr> <tr> <td>2.0 16V Turbo</td> <td></td> <td></td> <td>09.93</td> <td>05.98</td> <td></td> <td></td> <td></td> <td></td> <td></td> </tr> <tr> <td>2.3 16V</td> <td></td> <td></td> <td>09.93</td> <td>05.98</td> <td></td> <td></td> <td></td> <td></td> <td></td> </tr> <tr> <td>2.3 16V Turbo</td> <td></td> <td></td> <td>09.93</td> <td>05.98</td> <td></td> <td></td> <td></td> <td></td> <td></td> </tr> <tr> <td>3.0 V6</td> <td></td> <td></td> <td>09.94</td> <td>05.98</td> <td></td> <td></td> <td></td> <td></td> <td></td> </tr> <tr> <td></td> <td> <table border="1"> <tr> <td>2.0 16V</td> <td></td> <td></td> <td>01.96</td> <td>05.98</td> <td>24.0751-1174.1</td> <td>360049</td> <td></td> <td></td> <td>Radsensor L=1100</td> </tr> <tr> <td>2.0 16V Turbo</td> <td></td> <td></td> <td>01.96</td> <td>05.98</td> <td>24.0751-1175.1</td> <td>360050</td> <td></td> <td></td> <td>Radsensor L=1150</td> </tr> <tr> <td>2.3 16V</td> <td></td> <td></td> <td>01.96</td> <td>05.98</td> <td></td> <td></td> <td></td> <td></td> <td></td> </tr> <tr> <td>2.3 16V Turbo</td> <td></td> <td></td> <td>01.96</td> <td>05.98</td> <td></td> <td></td> <td></td> <td></td> <td></td> </tr> <tr> <td>3.0 V6</td> <td></td> <td></td> <td>01.96</td> <td>05.98</td> <td></td> <td></td> <td></td> <td></td> <td></td> </tr> <tr> <td></td> <td> <table border="1"> <tr> <td>2.0 16V</td> <td></td> <td></td> <td>09.93</td> <td>05.98</td> <td>13.0460-3306.2</td> <td>603306</td> <td></td> <td></td> <td>21089 15,0 + ATE</td> </tr> <tr> <td>2.0 16V Turbo</td> <td></td> <td></td> <td>09.93</td> <td>05.98</td> <td></td> <td></td> <td></td> <td></td> <td></td> </tr> <tr> <td>2.3 16V</td> <td></td> <td></td> <td>09.93</td> <td>05.98</td> <td></td> <td></td> <td></td> <td></td> <td></td> </tr> <tr> <td>2.3 16V Turbo</td> <td></td> <td></td> <td>09.93</td> <td>05.98</td> <td></td> <td></td> <td></td> <td></td> <td></td> </tr> <tr> <td>3.0 V6</td> <td></td> <td></td> <td>09.94</td> <td>05.98</td> <td></td> <td></td> <td></td> <td></td> <td></td> </tr> <tr> <td></td> <td> <table border="1"> <tr> <td>2.0 16V</td> <td></td> <td></td> <td>09.93</td> <td>05.98</td> <td>24.0109-0130.1</td> <td>409130</td> <td></td> <td></td> <td>258 9,0 7,5</td> </tr> <tr> <td>2.0 16V Turbo</td> <td></td> <td></td> <td>09.93</td> <td>05.98</td> <td></td> <td></td> <td></td> <td></td> <td></td> </tr> <tr> <td>2.3 16V</td> <td></td> <td></td> <td>09.93</td> <td>05.98</td> <td></td> <td></td> <td></td> <td></td> <td></td> </tr> <tr> <td>2.3 16V Turbo</td> <td></td> <td></td> <td>09.93</td> <td>05.98</td> <td></td> <td></td> <td></td> <td></td> <td></td> </tr> <tr> <td>3.0 V6</td> <td></td> <td></td> <td>09.94</td> <td>05.98</td> <td></td> <td></td> <td></td> <td></td> <td></td> </tr> <tr> <td></td> <td> <table border="1"> <tr> <td>2.0 16V</td> <td></td> <td></td> <td>01.96</td> <td>05.98</td> <td>24.0751-1176.1</td> <td>360051</td> <td></td> <td></td> <td>Radsensor L=1120</td> </tr> <tr> <td>2.0 16V Turbo</td> <td></td> <td></td> <td>01.96</td> <td>05.98</td> <td>24.0751-1177.1</td> <td>360052</td> <td></td> <td></td> <td>Radsensor L=1120</td> </tr> <tr> <td>2.3 16V</td> <td></td> <td></td> <td>01.96</td> <td>05.98</td> <td></td> <td></td> <td></td> <td></td> <td></td> </tr> <tr> <td>2.3 16V Turbo</td> <td></td> <td></td> <td>01.96</td> <td>05.98</td> <td></td> <td></td> <td></td> <td></td> <td></td> </tr> <tr> <td>3.0 V6</td> <td></td> <td></td> <td>01.96</td> <td>05.98</td> <td></td> <td></td> <td></td> <td></td> <td></td> </tr> </table> </td> </tr> </table></td></tr></table></td></tr></table></td></tr></table></td></tr></table> | 2.0 16V | | | 09.93 | 05.98 | 13.0460-5703.2 | 605703 | | | 21154 19,5 +/WE ATE | 2.0 16V Turbo | | | 09.93
 | 05.98 | | | | | | 2.3 16V | | | 09.93 | 05.98 | | | | | | 2.3 16V Turbo | | | 09.93 | 05.98 | | | | | | 3.0 V6 | | | 09.94 | 05.98 | | | | | |  | <table border="1"> <tr> <td>2.0 16V</td> <td></td> <td></td> <td>09.93</td> <td>05.98</td> <td>24.0125-0125.1</td> <td>425125</td> <td></td> <td></td> <td>280 25,0 23,0 V</td> </tr> <tr> <td>2.0 16V Turbo</td> <td></td> <td></td> <td>09.93</td> <td>05.98</td> <td></td> <td></td> <td></td> <td></td> <td></td> </tr> <tr> <td>2.3 16V</td> <td></td> <td></td> <td>09.93</td> <td>05.98</td> <td></td> <td></td> <td></td> <td></td> <td></td> </tr> <tr> <td>2.3 16V Turbo</td> <td></td> <td></td> <td>09.93</td> <td>05.98</td> <td></td> <td></td> <td></td> <td></td> <td></td> </tr> <tr> <td>3.0 V6</td> <td></td> <td></td> <td>09.94</td> <td>05.98</td> <td></td> <td></td> <td></td> <td></td> <td></td> </tr> <tr> <td></td> <td> <table border="1"> <tr> <td>2.0 16V</td> <td></td> <td></td> <td>01.96</td> <td>05.98</td> <td>24.0751-1174.1</td> <td>360049</td> <td></td> <td></td> <td>Radsensor L=1100</td> </tr> <tr> <td>2.0 16V Turbo</td> <td></td> <td></td> <td>01.96</td> <td>05.98</td> <td>24.0751-1175.1</td> <td>360050</td> <td></td> <td></td> <td>Radsensor L=1150</td> </tr> <tr> <td>2.3 16V</td> <td></td> <td></td> <td>01.96</td> <td>05.98</td> <td></td> <td></td> <td></td> <td></td> <td></td> </tr> <tr> <td>2.3 16V Turbo</td> <td></td> <td></td> <td>01.96</td> <td>05.98</td> <td></td> <td></td> <td></td> <td></td> <td></td> </tr> <tr> <td>3.0 V6</td> <td></td> <td></td> <td>01.96</td> <td>05.98</td> <td></td> <td></td> <td></td> <td></td> <td></td> </tr> <tr> <td></td> <td> <table border="1"> <tr> <td>2.0 16V</td> <td></td> <td></td> <td>09.93</td> <td>05.98</td> <td>13.0460-3306.2</td> <td>603306</td> <td></td> <td></td> <td>21089 15,0 + ATE</td> </tr> <tr> <td>2.0 16V Turbo</td> <td></td> <td></td> <td>09.93</td> <td>05.98</td> <td></td> <td></td> <td></td> <td></td> <td></td> </tr> <tr> <td>2.3 16V</td> <td></td> <td></td> <td>09.93</td> <td>05.98</td> <td></td> <td></td> <td></td> <td></td> <td></td> </tr> <tr> <td>2.3 16V Turbo</td> <td></td> <td></td> <td>09.93</td> <td>05.98</td> <td></td> <td></td> <td></td> <td></td> <td></td> </tr> <tr> <td>3.0 V6</td> <td></td> <td></td> <td>09.94</td> <td>05.98</td> <td></td> <td></td> <td></td> <td></td> <td></td> </tr> <tr> <td></td> <td> <table border="1"> <tr> <td>2.0 16V</td> <td></td> <td></td> <td>09.93</td> <td>05.98</td> <td>24.0109-0130.1</td> <td>409130</td> <td></td> <td></td> <td>258 9,0 7,5</td> </tr> <tr> <td>2.0 16V Turbo</td> <td></td> <td></td> <td>09.93</td> <td>05.98</td> <td></td> <td></td> <td></td> <td></td> <td></td> </tr> <tr> <td>2.3 16V</td> <td></td> <td></td> <td>09.93</td> <td>05.98</td> <td></td> <td></td> <td></td> <td></td> <td></td> </tr> <tr> <td>2.3 16V Turbo</td> <td></td> <td></td> <td>09.93</td> <td>05.98</td> <td></td> <td></td>
<td></td> <td></td> <td></td> </tr> <tr> <td>3.0 V6</td> <td></td> <td></td> <td>09.94</td> <td>05.98</td> <td></td> <td></td> <td></td> <td></td> <td></td> </tr> <tr> <td></td> <td> <table border="1"> <tr> <td>2.0 16V</td> <td></td> <td></td> <td>01.96</td> <td>05.98</td> <td>24.0751-1176.1</td> <td>360051</td> <td></td> <td></td> <td>Radsensor L=1120</td> </tr> <tr> <td>2.0 16V Turbo</td> <td></td> <td></td> <td>01.96</td> <td>05.98</td> <td>24.0751-1177.1</td> <td>360052</td> <td></td> <td></td> <td>Radsensor L=1120</td> </tr> <tr> <td>2.3 16V</td> <td></td> <td></td> <td>01.96</td> <td>05.98</td> <td></td> <td></td> <td></td> <td></td> <td></td> </tr> <tr> <td>2.3 16V Turbo</td> <td></td> <td></td> <td>01.96</td> <td>05.98</td> <td></td> <td></td> <td></td> <td></td> <td></td> </tr> <tr> <td>3.0 V6</td> <td></td> <td></td> <td>01.96</td> <td>05.98</td> <td></td> <td></td> <td></td> <td></td> <td></td> </tr> </table> </td> </tr> </table></td></tr></table></td></tr></table></td></tr></table> | 2.0 16V | | | 09.93 | 05.98 | 24.0125-0125.1 | 425125 | | | 280 25,0 23,0 V | 2.0 16V Turbo | | | 09.93 | 05.98 | | | | | | 2.3 16V | | | 09.93 | 05.98 | | | | | | 2.3 16V Turbo | | | 09.93 | 05.98 | | | | | | 3.0 V6 | | | 09.94 | 05.98 | | | | | |  | <table border="1"> <tr> <td>2.0 16V</td> <td></td> <td></td> <td>01.96</td> <td>05.98</td> <td>24.0751-1174.1</td> <td>360049</td> <td></td> <td></td> <td>Radsensor L=1100</td> </tr> <tr> <td>2.0 16V Turbo</td> <td></td> <td></td> <td>01.96</td> <td>05.98</td> <td>24.0751-1175.1</td> <td>360050</td> <td></td> <td></td> <td>Radsensor L=1150</td> </tr> <tr> <td>2.3 16V</td> <td></td> <td></td> <td>01.96</td> <td>05.98</td> <td></td> <td></td> <td></td> <td></td> <td></td> </tr> <tr> <td>2.3 16V Turbo</td> <td></td> <td></td> <td>01.96</td> <td>05.98</td> <td></td> <td></td> <td></td> <td></td> <td></td> </tr> <tr> <td>3.0 V6</td> <td></td> <td></td> <td>01.96</td> <td>05.98</td> <td></td> <td></td> <td></td> <td></td> <td></td> </tr> <tr> <td></td> <td> <table border="1"> <tr> <td>2.0 16V</td> <td></td> <td></td> <td>09.93</td> <td>05.98</td> <td>13.0460-3306.2</td> <td>603306</td> <td></td> <td></td> <td>21089 15,0 + ATE</td> </tr> <tr> <td>2.0 16V Turbo</td> <td></td> <td></td> <td>09.93</td> <td>05.98</td> <td></td> <td></td> <td></td> <td></td> <td></td> </tr> <tr> <td>2.3 16V</td> <td></td> <td></td> <td>09.93</td> <td>05.98</td> <td></td> <td></td> <td></td> <td></td> <td></td> </tr> <tr> <td>2.3 16V Turbo</td> <td></td> <td></td> <td>09.93</td> <td>05.98</td> <td></td> <td></td> <td></td> <td></td> <td></td> </tr> <tr> <td>3.0 V6</td> <td></td> <td></td> <td>09.94</td> <td>05.98</td> <td></td> <td></td> <td></td> <td></td> <td></td> </tr> <tr> <td></td> <td> <table border="1"> <tr> <td>2.0 16V</td> <td></td> <td></td> <td>09.93</td> <td>05.98</td> <td>24.0109-0130.1</td> <td>409130</td> <td></td> <td></td> <td>258 9,0 7,5</td> </tr> <tr> <td>2.0 16V Turbo</td> <td></td> <td></td> <td>09.93</td> <td>05.98</td> <td></td> <td></td> <td></td> <td></td> <td></td> </tr> <tr> <td>2.3 16V</td> <td></td> <td></td> <td>09.93</td> <td>05.98</td> <td></td> <td></td> <td></td> <td></td> <td></td> </tr> <tr> <td>2.3 16V Turbo</td> <td></td> <td></td> <td>09.93</td> <td>05.98</td> <td></td> <td></td> <td></td> <td></td> <td></td> </tr> <tr> <td>3.0 V6</td> <td></td> <td></td> <td>09.94</td> <td>05.98</td> <td></td> <td></td> <td></td> <td></td> <td></td> </tr> <tr> <td></td> <td> <table border="1"> <tr> <td>2.0 16V</td> <td></td> <td></td> <td>01.96</td> <td>05.98</td> <td>24.0751-1176.1</td> <td>360051</td> <td></td> <td></td> <td>Radsensor L=1120</td> </tr> <tr> <td>2.0 16V Turbo</td> <td></td> <td></td> <td>01.96</td> <td>05.98</td> <td>24.0751-1177.1</td> <td>360052</td> <td></td> <td></td> <td>Radsensor L=1120</td> </tr> <tr> <td>2.3 16V</td> <td></td> <td></td> <td>01.96</td> <td>05.98</td> <td></td> <td></td> <td></td> <td></td> <td></td> </tr> <tr> <td>2.3 16V Turbo</td> <td></td> <td></td> <td>01.96</td> <td>05.98</td> <td></td> <td></td> <td></td> <td></td> <td></td> </tr> <tr> <td>3.0 V6</td> <td></td> <td></td> <td>01.96</td> <td>05.98</td> <td></td> <td></td> <td></td> <td></td> <td></td> </tr> </table> </td> </tr> </table></td></tr></table></td></tr></table> | 2.0 16V |
 | | 01.96 | 05.98 | 24.0751-1174.1 | 360049 |  | | Radsensor L=1100 | 2.0 16V Turbo | | | 01.96 | 05.98 | 24.0751-1175.1 | 360050 |  | | Radsensor L=1150 | 2.3 16V | | | 01.96 | 05.98 | | | | | | 2.3 16V Turbo | | | 01.96 | 05.98 | | | | | | 3.0 V6 | | | 01.96 | 05.98 | | | | | |  | <table border="1"> <tr> <td>2.0 16V</td> <td></td> <td></td> <td>09.93</td> <td>05.98</td> <td>13.0460-3306.2</td> <td>603306</td> <td></td> <td></td> <td>21089 15,0 + ATE</td> </tr> <tr> <td>2.0 16V Turbo</td> <td></td> <td></td> <td>09.93</td> <td>05.98</td> <td></td> <td></td> <td></td> <td></td> <td></td> </tr> <tr> <td>2.3 16V</td> <td></td> <td></td> <td>09.93</td> <td>05.98</td> <td></td> <td></td> <td></td> <td></td> <td></td> </tr> <tr> <td>2.3 16V Turbo</td> <td></td> <td></td> <td>09.93</td> <td>05.98</td> <td></td> <td></td> <td></td> <td></td> <td></td> </tr> <tr> <td>3.0 V6</td> <td></td> <td></td> <td>09.94</td> <td>05.98</td> <td></td> <td></td> <td></td> <td></td> <td></td> </tr> <tr> <td></td> <td> <table border="1"> <tr> <td>2.0 16V</td> <td></td> <td></td> <td>09.93</td> <td>05.98</td> <td>24.0109-0130.1</td> <td>409130</td> <td></td> <td></td> <td>258 9,0 7,5</td> </tr> <tr> <td>2.0 16V Turbo</td> <td></td> <td></td> <td>09.93</td> <td>05.98</td> <td></td> <td></td> <td></td> <td></td> <td></td> </tr> <tr> <td>2.3 16V</td> <td></td> <td></td> <td>09.93</td> <td>05.98</td> <td></td> <td></td> <td></td> <td></td> <td></td> </tr> <tr> <td>2.3 16V Turbo</td> <td></td> <td></td> <td>09.93</td> <td>05.98</td> <td></td> <td></td> <td></td> <td></td> <td></td> </tr> <tr> <td>3.0 V6</td> <td></td> <td></td> <td>09.94</td> <td>05.98</td> <td></td> <td></td> <td></td> <td></td> <td></td> </tr> <tr> <td></td> <td> <table border="1"> <tr> <td>2.0 16V</td> <td></td> <td></td> <td>01.96</td> <td>05.98</td> <td>24.0751-1176.1</td> <td>360051</td> <td></td> <td></td> <td>Radsensor L=1120</td> </tr> <tr> <td>2.0 16V Turbo</td> <td></td> <td></td> <td>01.96</td> <td>05.98</td> <td>24.0751-1177.1</td> <td>360052</td> <td></td> <td></td> <td>Radsensor L=1120</td> </tr> <tr> <td>2.3 16V</td> <td></td> <td></td> <td>01.96</td> <td>05.98</td> <td></td> <td></td> <td></td> <td></td> <td></td> </tr> <tr> <td>2.3 16V Turbo</td> <td></td> <td></td> <td>01.96</td> <td>05.98</td> <td></td> <td></td> <td></td> <td></td> <td></td> </tr> <tr> <td>3.0 V6</td> <td></td> <td></td> <td>01.96</td> <td>05.98</td> <td></td> <td></td> <td></td> <td></td> <td></td> </tr> </table> </td> </tr> </table></td></tr></table> | 2.0 16V | | | 09.93 | 05.98 | 13.0460-3306.2 | 603306 | | | 21089 15,0 + ATE | 2.0 16V Turbo | | | 09.93 | 05.98 | | | | | | 2.3 16V | | | 09.93 | 05.98 | | | | | | 2.3 16V Turbo | | | 09.93 | 05.98 | | | | | | 3.0 V6 | | | 09.94 | 05.98 | | | | | |  | <table border="1"> <tr> <td>2.0 16V</td> <td></td> <td></td> <td>09.93</td> <td>05.98</td> <td>24.0109-0130.1</td> <td>409130</td> <td></td> <td></td> <td>258 9,0 7,5</td> </tr> <tr> <td>2.0 16V Turbo</td> <td></td> <td></td> <td>09.93</td> <td>05.98</td> <td></td> <td></td> <td></td> <td></td> <td></td> </tr> <tr> <td>2.3 16V</td> <td></td> <td></td> <td>09.93</td> <td>05.98</td> <td></td> <td></td> <td></td> <td></td> <td></td> </tr> <tr> <td>2.3 16V Turbo</td> <td></td> <td></td> <td>09.93</td> <td>05.98</td> <td></td> <td></td> <td></td> <td></td> <td></td> </tr> <tr> <td>3.0 V6</td> <td></td> <td></td> <td>09.94</td> <td>05.98</td> <td></td> <td></td> <td></td> <td></td> <td></td> </tr> <tr> <td></td> <td> <table border="1"> <tr> <td>2.0 16V</td> <td></td> <td></td> <td>01.96</td> <td>05.98</td> <td>24.0751-1176.1</td> <td>360051</td> <td></td> <td></td> <td>Radsensor L=1120</td> </tr> <tr> <td>2.0 16V Turbo</td> <td></td> <td></td> <td>01.96</td> <td>05.98</td> <td>24.0751-1177.1</td> <td>360052</td> <td></td> <td></td> <td>Radsensor L=1120</td> </tr> <tr> <td>2.3 16V</td> <td></td> <td></td> <td>01.96</td> <td>05.98</td> <td></td> <td></td> <td></td> <td></td> <td></td> </tr> <tr> <td>2.3 16V Turbo</td> <td></td> <td></td> <td>01.96</td> <td>05.98</td> <td></td> <td></td> <td></td> <td></td> <td></td> </tr> <tr> <td>3.0 V6</td> <td></td> <td></td> <td>01.96</td> <td>05.98</td> <td></td> <td></td> <td></td> <td></td> <td></td> </tr> </table> </td> </tr> </table> | 2.0 16V | | | 09.93 | 05.98 | 24.0109-0130.1 | 409130 | | | 258 9,0 7,5 | 2.0 16V Turbo | | | 09.93 | 05.98 | | | | | | 2.3 16V | | | 09.93 | 05.98 | | | | | | 2.3 16V Turbo | | | 09.93 | 05.98 | | | | | | 3.0 V6 | | | 09.94 | 05.98 | | | | | |  | <table border="1"> <tr> <td>2.0 16V</td>
<td></td> <td></td> <td>01.96</td> <td>05.98</td> <td>24.0751-1176.1</td> <td>360051</td> <td></td> <td></td> <td>Radsensor L=1120</td> </tr> <tr> <td>2.0 16V Turbo</td> <td></td> <td></td> <td>01.96</td> <td>05.98</td> <td>24.0751-1177.1</td> <td>360052</td> <td></td> <td></td> <td>Radsensor L=1120</td> </tr> <tr> <td>2.3 16V</td> <td></td> <td></td> <td>01.96</td> <td>05.98</td> <td></td> <td></td> <td></td> <td></td> <td></td> </tr> <tr> <td>2.3 16V Turbo</td> <td></td> <td></td> <td>01.96</td> <td>05.98</td> <td></td> <td></td> <td></td> <td></td> <td></td> </tr> <tr> <td>3.0 V6</td> <td></td> <td></td> <td>01.96</td> <td>05.98</td> <td></td> <td></td> <td></td> <td></td> <td></td> </tr> </table> | 2.0 16V | | | 01.96 | 05.98 | 24.0751-1176.1 | 360051 |  | | Radsensor L=1120 | 2.0 16V Turbo | | | 01.96 | 05.98 | 24.0751-1177.1 | 360052 |  | | Radsensor L=1120 | 2.3 16V | | | 01.96 | 05.98 | | | | | | 2.3 16V Turbo | | | 01.96 | 05.98 | | | | | | 3.0 V6 | | | 01.96 | 05.98 | | | | | |
| 2.0 16V Turbo |
 | | 09.93 | 08.96 | 13.0460-7080.2 | 607080 | | | 21411 17,5 + ATE | | | | | | | | | | | | | | | | | | | | | | | | | | | | | | | | | | | | | | | | | | | | | | | | | | | | | | | | | | | | | | | | | | | | | | | | | | | | | | | | | | | | | | | | | | | | | | | |
 | | | | | | | | | | | | | | | | | | | | | |
 | | | | | | | | | | | | | | | | | | | | | | | | | | | | | | | | | | | | | | | | | | | | | | | | | | | | | | | | | | | |
 | | | | | | | | | | | | | | | | | | | | | | | | | | | | | | | | | | | | | | | | | |
 | | | | | | | | | | | | | | | | | | | | | | | | | | | | | | | | | | | | | | | |
 | | | | | | | | | | | | | |
 | | | | | | | | | | | | | | | | | | | | | | | | | | | | | | | | | | | | | | | | | | | | | | | | | | | | | | | | | |
 | | | | | | | | | | | | | | | | | | | | | | | | | | | | | | | | | | | | | | | | | | | | | | | | | | | |
 | | | | | | | | | | | | | | | | | | | | | | | | | | | | | | | | | | | | | | | | | | | |
 | | | | | | | | | | | | | | | | | | | | | | | | | | | | | | | | | | | | | |
 | | | | | | | | | | | | | | | | | | | | | | | | | | | | | | | | | | | | | | | | | | | |
 | | | | | | | | | | | | | | | | | | | | | | | | | | | | | | | | | | | | | | | | | | | | | | | | | | | | | | | | | | | |
 | | | | | | | | | | | | | | | | | | | | | | | | | | | | | | | | | | | | | | | | | | | | | | | | | | | | | | | | | | | | | | | | | | | | | | | | | | | | | | | | | | | | | | | | | | | | | | | | | | | | | | | |
 | | | | | | | | | | | | | | | | | | | | | | | | | | | | | | | | | | | | | | | | | | | | | | | | | | | | | | | | | | | | | | | | | | | | | | | | | | | | | | | | | | | | | | | | | | | | | | | | | | | | | | |
| 2.0 i |
 | | 09.93 | 08.96 | | | | | | | | | | | | | | | | | | | | | | | | | | | | | | | | | | | | | | | | | | | | | | | | | | | | | | | | | | | | | | | | | | | | | | | | | | | | | | | | | | | | | | | | | | | | | | | | | | | | |
 | | | | | | | | | | | | | | | | | | | | | |
 | | | | | | | | | | | | | | | | | | | | | | | | | | | | | | | | | | | | | | | | | | | | | | | | | | | | | | | | | | | |
 | | | | | | | | | | | | | | | | | | | | | | | | | | | | | | | | | | | | | | | | | |
 | | | | | | | | | | | | | | | | | | | | | | | | | | | | | | | | | | | | | | | |
 | | | | | | | | | | | | | |
 | | | | | | | | | | | | | | | | | | | | | | | | | | | | | | | | | | | | | | | | | | | | | | | | | | | | | | | | | |
 | | | | | | | | | | | | | | | | | | | | | | | | | | | | | | | | | | | | | | | | | | | | | | | | | | | |
 | | | | | | | | | | | | | | | | | | | | | | | | | | | | | | | | | | | | | | | | | | | |
 | | | | | | | | | | | | | | | | | | | | | | | | | | | | | | | | | | | | | |
 | | | | | | | | | | | | | | | | | | | | | | | | | | | | | | | | | | | | | | | | | | | |
 | | | | | | | | | | | | | | | | | | | | | | | | | | | | | | | | | | | | | | | | | | | | | | | | | | | | | | | | | | | |
 | | | | | | | | | | | | | | | | | | | | | | | | | | | | | | | | | | | | | | | | | | | | | | | | | | | | | | | | | | | | | | | | | | | | | | | | | | | | | | | | | | | | | | | | | | | | | | | | | | | | | | | |
 | | | | | | | | | | | | | | | | | | | | | | | | | | | | | | | | | | | | | | | | | | | | | | | | | | | | | | | | | | | | | | | | | | | | | | | | | | | | | | | | | | | | | | | | | | | | | | | | | | | | | | |
| 2.3 16V |
 | | 09.93 | 08.96 | | | | | | | | | | | | | | | | | | | | | | | | | | | | | | | | | | | | | | | | | | | | | | | | | | | | | | | | | | | | | | | | | | | | | | | | | | | | | | | | | | | | | | | | | | | | | | | | | | | | |
 | | | | | | | | | | | | | | | | | | | | | |
 | | | | | | | | | | | | | | | | | | | | | | | | | | | | | | | | | | | | | | | | | | | | | | | | | | | | | | | | | | | |
 | | | | | | | | | | | | | | | | | | | | | | | | | | | | | | | | | | | | | | | | | |
 | | | | | | | | | | | | | | | | | | | | | | | | | | | | | | | | | | | | | | | |
 | | | | | | | | | | | | | |
 | | | | | | | | | | | | | | | | | | | | | | | | | | | | | | | | | | | | | | | | | | | | | | | | | | | | | | | | | |
 | | | | | | | | | | | | | | | | | | | | | | | | | | | | | | | | | | | | | | | | | | | | | | | | | | | |
 | | | | | | | | | | | | | | | | | | | | | | | | | | | | | | | | | | | | | | | | | | | |
 | | | | | | | | | | | | | | | | | | | | | | | | | | | | | | | | | | | | | |
 | | | | | | | | | | | | | | | | | | | | | | | | | | | | | | | | | | | | | | | | | | | |
 | | | | | | | | | | | | | | | | | | | | | | | | | | | | | | | | | | | | | | | | | | | | | | | | | | | | | | | | | | | |
 | | | | | | | | | | | | | | | | | | | | | | | | | | | | | | | | | | | | | | | | | | | | | | | | | | | | | | | | | | | | | | | | | | | | | | | | | | | | | | | | | | | | | | | | | | | | | | | | | | | | | | | |
 | | | | | | | | | | | | | | | | | | | | | | | | | | | | | | | | | | | | | | | | | | | | | | | | | | | | | | | | | | | | | | | | | | | | | | | | | | | | | | | | | | | | | | | | | | | | | | | | | | | | | | |
| 2.5 V6 |
 | | 09.93 | 08.96 | | | | | | | | | | | | | | | | | | | | | | | | | | | | | | | | | | | | | | | | | | | | | | | | | | | | | | | | | | | | | | | | | | | | | | | | | | | | | | | | | | | | | | | | | | | | | | | | | | | | |
 | | | | | | | | | | | | | | | | | | | | | |
 | | | | | | | | | | | | | | | | | | | | | | | | | | | | | | | | | | | | | | | | | | | | | | | | | | | | | | | | | | | |
 | | | | | | | | | | | | | | | | | | | | | | | | | | | | | | | | | | | | | | | | | |
 | | | | | | | | | | | | | | | | | | | | | | | | | | | | | | | | | | | | | | | |
 | | | | | | | | | | | | | |
 | | | | | | | | | | | | | | | | | | | | | | | | | | | | | | | | | | | | | | | | | | | | | | | | | | | | | | | | | |
 | | | | | | | | | | | | | | | | | | | | | | | | | | | | | | | | | | | | | | | | | | | | | | | | | | | |
 | | | | | | | | | | | | | | | | | | | | | | | | | | | | | | | | | | | | | | | | | | | |
 | | | | | | | | | | | | | | | | | | | | | | | | | | | | | | | | | | | | | |
 | | | | | | | | | | | | | | | | | | | | | | | | | | | | | | | | | | | | | | | | | | | |
 | | | | | | | | | | | | | | | | | | | | | | | | | | | | | | | | | | | | | | | | | | | | | | | | | | | | | | | | | | | |
 | | | | | | | | | | | | | | | | | | | | | | | | | | | | | | | | | | | | | | | | | | | | | | | | | | | | | | | | | | | | | | | | | | | | | | | | | | | | | | | | | | | | | | | | | | | | | | | | | | | | | | | |
 | | | | | | | | | | | | | | | | | | | | | | | | | | | | | | | | | | | | | | | | | | | | | | | | | | | | | | | | | | | | | | | | | | | | | | | | | | | | | | | | | | | | | | | | | | | | | | | | | | | | | | |
| 2.0 16V Turbo |
 | | 09.96 | 03.98 | 13.0460-7091.2 | 607091 | | | 21829 20,3 +/WE ATE | | | | | | | | | | | | | | | | | | | | | | | | | | | | | | | | | | | | | | | | | | | | | | | | | | | | | | | | | | | | | | | | | | | | | | | | | | | | | | | | | | | | | | | | | | | | | | | |
 | | | | | | | | | | | | | | | | | | | | | |
 | | | | | | | | | | | | | | | | | | | | | | | | | | | | | | | | | | | | | | | | | | | | | | | | | | | | | | | | | | | |
 | | | | | | | | | | | | | | | | | | | | | | | | | | | | | | | | | | | | | | | | | |
 | | | | | | | | | | | | | | | | | | | | | | | | | | | | | | | | | | | | | | | |
 | | | | | | | | | | | | | |
 | | | | | | | | | | | | | | | | | | | | | | | | | | | | | | | | | | | | | | | | | | | | | | | | | | | | | | | | | |
 | | | | | | | | | | | | | | | | | | | | | | | | | | | | | | | | | | | | | | | | | | | | | | | | | | | |
 | | | | | | | | | | | | | | | | | | | | | | | | | | | | | | | | | | | | | | | | | | | |
 | | | | | | | | | | | | | | | | | | | | | | | | | | | | | | | | | | | | | |
 | | | | | | | | | | | | | | | | | | | | | | | | | | | | | | | | | | | | | | | | | | | |
 | | | | | | | | | | | | | | | | | | | | | | | | | | | | | | | | | | | | | | | | | | | | | | | | | | | | | | | | | | | |
 | | | | | | | | | | | | | | | | | | | | | | | | | | | | | | | | | | | | | | | | | | | | | | | | | | | | | | | | | | | | | | | | | | | | | | | | | | | | | | | | | | | | | | | | | | | | | | | | | | | | | | | |
 | | | | | | | | | | | | | | | | | | | | | | | | | | | | | | | | | | | | | | | | | | | | | | | | | | | | | | | | | | | | | | | | | | | | | | | | | | | | | | | | | | | | | | | | | | | | | | | | | | | | | | |
| 2.0 i |
 | | 09.96 | 03.98 | 13.0460-7173.2 | 607173 | | | 23116 20,3 +/WK ATE | | | | | | | | | | | | | | | | | | | | | | | | | | | | | | | | | | | | | | | | | | | | | | | | | | | | | | | | | | | | | | | | | | | | | | | | | | | | | | | | | | | | | | | | | | | | | | | |
 | | | | | | | | | | | | | | | | | | | | | |
 | | | | | | | | | | | | | | | | | | | | | | | | | | | | | | | | | | | | | | | | | | | | | | | | | | | | | | | | | | | |
 | | | | | | | | | | | | | | | | | | | | | | | | | | | | | | | | | | | | | | | | | |
 | | | | | | | | | | | | | | | | | | | | | | | | | | | | | | | | | | | | | | | |
 | | | | | | | | | | | | | |
 | | | | | | | | | | | | | | | | | | | | | | | | | | | | | | | | | | | | | | | | | | | | | | | | | | | | | | | | | |
 | | | | | | | | | | | | | | | | | | | | | | | | | | | | | | | | | | | | | | | | | | | | | | | | | | | |
 | | | | | | | | | | | | | | | | | | | | | | | | | | | | | | | | | | | | | | | | | | | |
 | | | | | | | | | | | | | | | | | | | | | | | | | | | | | | | | | | | | | |
 | | | | | | | | | | | | | | | | | | | | | | | | | | | | | | | | | | | | | | | | | | | |
 | | | | | | | | | | | | | | | | | | | | | | | | | | | | | | | | | | | | | | | | | | | | | | | | | | | | | | | | | | | |
 | | | | | | | | | | | | | | | | | | | | | | | | | | | | | | | | | | | | | | | | | | | | | | | | | | | | | | | | | | | | | | | | | | | | | | | | | | | | | | | | | | | | | | | | | | | | | | | | | | | | | | | |
 | | | | | | | | | | | | | | | | | | | | | | | | | | | | | | | | | | | | | | | | | | | | | | | | | | | | | | | | | | | | | | | | | | | | | | | | | | | | | | | | | | | | | | | | | | | | | | | | | | | | | | |
| 2.3 16V |
 | | 09.96 | 03.98 | 24.8190-0718.2 | 620718 | 2 | | Warnkontakt L=720mm | | | | | | | | | | | | | | | | | | | | | | | | | | | | | | | | | | | | | | | | | | | | | | | | | | | | | | | | | | | | | | | | | | | | | | | | | | | | | | | | | | | | | | | | | | | | | | | |
 | | | | | | | | | | | | | | | | | | | | | |
 | | | | | | | | | | | | | | | | | | | | | | | | | | | | | | | | | | | | | | | | | | | | | | | | | | | | | | | | | | | |
 | | | | | | | | | | | | | | | | | | | | | | | | | | | | | | | | | | | | | | | | | |
 | | | | | | | | | | | | | | | | | | | | | | | | | | | | | | | | | | | | | | | |
 | | | | | | | | | | | | | |
 | | | | | | | | | | | | | | | | | | | | | | | | | | | | | | | | | | | | | | | | | | | | | | | | | | | | | | | | | |
 | | | | | | | | | | | | | | | | | | | | | | | | | | | | | | | | | | | | | | | | | | | | | | | | | | | |
 | | | | | | | | | | | | | | | | | | | | | | | | | | | | | | | | | | | | | | | | | | | |
 | | | | | | | | | | | | | | | | | | | | | | | | | | | | | | | | | | | | | |
 | | | | | | | | | | | | | | | | | | | | | | | | | | | | | | | | | | | | | | | | | | | |
 | | | | | | | | | | | | | | | | | | | | | | | | | | | | | | | | | | | | | | | | | | | | | | | | | | | | | | | | | | | |
 | | | | | | | | | | | | | | | | | | | | | | | | | | | | | | | | | | | | | | | | | | | | | | | | | | | | | | | | | | | | | | | | | | | | | | | | | | | | | | | | | | | | | | | | | | | | | | | | | | | | | | | |
 | | | | | | | | | | | | | | | | | | | | | | | | | | | | | | | | | | | | | | | | | | | | | | | | | | | | | | | | | | | | | | | | | | | | | | | | | | | | | | | | | | | | | | | | | | | | | | | | | | | | | | |
| 2.5 V6 |
 | | 09.96 | 03.98 | | | | | | | | | | | | | | | | | | | | | | | | | | | | | | | | | | | | | | | | | | | | | | | | | | | | | | | | | | | | | | | | | | | | | | | | | | | | | | | | | | | | | | | | | | | | | | | | | | | | |
 | | | | | | | | | | | | | | | | | | | | | |
 | | | | | | | | | | | | | | | | | | | | | | | | | | | | | | | | | | | | | | | | | | | | | | | | | | | | | | | | | | | |
 | | | | | | | | | | | | | | | | | | | | | | | | | | | | | | | | | | | | | | | | | |
 | | | | | | | | | | | | | | | | | | | | | | | | | | | | | | | | | | | | | | | |
 | | | | | | | | | | | | | |
 | | | | | | | | | | | | | | | | | | | | | | | | | | | | | | | | | | | | | | | | | | | | | | | | | | | | | | | | | |
 | | | | | | | | | | | | | | | | | | | | | | | | | | | | | | | | | | | | | | | | | | | | | | | | | | | |
 | | | | | | | | | | | | | | | | | | | | | | | | | | | | | | | | | | | | | | | | | | | |
 | | | | | | | | | | | | | | | | | | | | | | | | | | | | | | | | | | | | | |
 | | | | | | | | | | | | | | | | | | | | | | | | | | | | | | | | | | | | | | | | | | | |
 | | | | | | | | | | | | | | | | | | | | | | | | | | | | | | | | | | | | | | | | | | | | | | | | | | | | | | | | | | | |
 | | | | | | | | | | | | | | | | | | | | | | | | | | | | | | | | | | | | | | | | | | | | | | | | | | | | | | | | | | | | | | | | | | | | | | | | | | | | | | | | | | | | | | | | | | | | | | | | | | | | | | | |
 | | | | | | | | | | | | | | | | | | | | | | | | | | | | | | | | | | | | | | | | | | | | | | | | | | | | | | | | | | | | | | | | | | | | | | | | | | | | | | | | | | | | | | | | | | | | | | | | | | | | | | |
|  | <table border="1"> <tr> <td>2.0 16V Turbo</td> <td></td> <td></td> <td>09.93</td> <td>08.96</td> <td>24.0124-0133.1</td> <td>424133</td> <td></td> <td></td> <td>284 24,0 21,0 V L</td> </tr> <tr> <td>2.0 i</td> <td></td> <td></td> <td>09.93</td> <td>08.96</td> <td></td> <td></td> <td></td> <td></td> <td></td> </tr> <tr> <td>2.3 16V</td> <td></td> <td></td> <td>09.93</td> <td>08.96</td> <td></td> <td></td> <td></td> <td></td> <td></td> </tr> <tr> <td>2.5 V6</td> <td></td> <td></td> <td>09.93</td> <td>08.96</td> <td></td> <td></td> <td></td> <td></td> <td></td> </tr> <tr> <td>2.0 16V Turbo</td> <td></td> <td></td> <td>09.96</td> <td>03.98</td> <td>24.0125-0119.1</td> <td>425119</td> <td></td> <td></td> <td>288 25,0 22,0 V L +S +B</td> </tr> <tr> <td>2.0 i</td> <td></td> <td></td> <td>09.96</td> <td>03.98</td> <td>24.0325-0119.1</td> <td>525119</td> <td></td> <td></td> <td>288 25,0 22,0 V L +S +B PD</td> </tr> <tr> <td>2.3 16V</td> <td></td> <td></td> <td>09.96</td> <td>03.98</td> <td></td> <td></td> <td></td> <td></td> <td></td> </tr> <tr> <td>2.5 V6</td> <td></td> <td></td> <td>09.96</td> <td>03.98</td> <td></td> <td></td> <td></td> <td></td> <td></td> </tr> <tr> <td></td> <td> <table border="1"> <tr> <td>2.0 16V Turbo</td> <td></td> <td></td> <td>09.93</td> <td>08.96</td> <td>13.0460-4043.2</td> <td>604043</td> <td></td> <td></td> <td>21140 15,0 ATE</td> </tr> <tr> <td>2.0 i</td> <td></td> <td></td> <td>09.93</td> <td>08.96</td> <td>13.0460-0217.2</td> <td>610217</td> <td></td> <td></td> <td>Belagsatz-Zubehör ATE</td> </tr> <tr> <td>2.3 16V</td> <td></td> <td></td> <td>09.93</td> <td>08.96</td> <td></td> <td></td> <td></td> <td></td> <td></td> </tr> <tr> <td>2.5 V6</td> <td></td> <td></td> <td>09.93</td> <td>08.96</td> <td></td> <td></td> <td></td> <td></td> <td></td> </tr> <tr> <td>2.0 16V Turbo</td> <td></td> <td></td> <td>09.96</td> <td>03.98</td> <td>13.0460-4040.2</td> <td>604040</td> <td></td> <td></td> <td>21050 15,8 ATE</td> </tr> <tr> <td>2.0 i</td> <td></td> <td></td> <td>09.96</td> <td>03.98</td> <td>13.0460-0347.2</td> <td>610347</td> <td></td> <td></td> <td>Belagsatz-Zubehör</td> </tr> <tr> <td>2.3 16V</td> <td></td> <td></td> <td>09.96</td> <td>03.98</td> <td></td> <td></td> <td></td> <td></td> <td></td> </tr> <tr> <td>2.5 V6</td> <td></td> <td></td> <td>09.96</td> <td>03.98</td> <td></td> <td></td> <td></td> <td></td> <td></td> </tr> <tr> <td></td> <td> <table border="1"> <tr> <td>2.0 16V Turbo</td> <td></td> <td>V7004689</td> <td>09.93</td> <td></td> <td>24.0110-0249.1</td> <td>410249</td> <td></td> <td></td> <td>260 10,0 8,0</td> </tr> <tr> <td>2.0 16V Turbo</td> <td></td> <td>V2022961</td> <td>09.93</td> <td></td> <td></td> <td></td> <td></td> <td></td> <td></td> </tr> <tr> <td>2.0 i</td> <td></td> <td>V7004689</td> <td>09.93</td> <td></td> <td></td> <td></td> <td></td> <td></td> <td></td> </tr> <tr> <td>2.0 i</td> <td></td> <td>V2022961</td> <td>09.93</td> <td></td> <td></td> <td></td> <td></td> <td></td> <td></td> </tr> <tr> <td>2.3 16V</td> <td></td> <td>V7004689</td> <td>09.93</td> <td></td> <td></td> <td></td> <td></td> <td></td> <td></td> </tr> <tr> <td>2.3 16V</td> <td></td> <td>V2022961</td> <td>09.93</td> <td></td> <td></td> <td></td> <td></td> <td></td> <td></td> </tr> <tr> <td>2.5 V6</td> <td></td> <td>V7004689</td> <td>09.93</td> <td></td> <td></td> <td></td> <td></td> <td></td> <td></td> </tr> <tr> <td>2.5 V6</td> <td></td> <td>V2022961</td> <td>09.93</td> <td></td> <td></td> <td></td> <td></td> <td></td> <td></td> </tr> <tr> <td>2.0 16V Turbo</td> <td></td> <td>V2022962</td> <td></td> <td>03.98</td> <td>24.0110-0226.1</td> <td>410226</td> <td></td> <td></td> <td>286 10,0 8,0 +S +B</td> </tr> <tr> <td>2.0 16V Turbo</td> <td></td> <td>V7004690</td> <td></td> <td>03.98</td> <td>24.0310-0226.1</td> <td>510226</td> <td></td> <td></td> <td>286 10,0 8,0 +S +B PD</td> </tr> <tr> <td>2.0 i</td> <td></td> <td>V2022962</td> <td></td> <td>03.98</td> <td></td> <td></td> <td></td> <td></td> <td></td> </tr> <tr> <td>2.0 i</td> <td></td> <td>V7004690</td> <td></td> <td>03.98</td> <td></td> <td></td> <td></td> <td></td> <td></td> </tr> <tr> <td>2.3 16V</td> <td></td> <td>V2022962</td> <td></td> <td>03.98</td> <td></td> <td></td> <td></td> <td></td> <td></td> </tr> <tr> <td>2.3 16V</td> <td></td> <td>V7004690</td> <td></td> <td>03.98</td> <td></td> <td></td> <td></td> <td></td> <td></td> </tr> <tr> <td>2.5 V6</td> <td></td> <td>V2022962</td> <td></td> <td>03.98</td> <td></td> <td></td> <td></td> <td></td> <td></td> </tr> <tr> <td>2.5 V6</td> <td></td> <td>V7004690</td> <td></td> <td>03.98</td> <td></td> <td></td> <td></td> <td></td> <td></td> </tr> <tr> <td></td> <td> <table border="1"> <tr> <td>2.0 16V Turbo</td> <td></td> <td></td> <td>09.93</td> <td>03.98</td> <td>03.0137-0172.2</td> <td>650172</td> <td></td> <td></td> <td>160 x 25</td> </tr> <tr> <td>2.0 i</td> <td></td> <td></td> <td>09.93</td> <td>03.98</td> <td></td> <td></td> <td></td> <td></td> <td></td> </tr> <tr> <td>2.3 16V</td> <td></td> <td></td> <td>09.93</td> <td>03.98</td> <td></td> <td></td> <td></td> <td></td> <td></td> </tr> <tr> <td>2.5 V6</td> <td></td> <td></td> <td>09.93</td> <td>03.98</td> <td></td> <td></td> <td></td> <td></td> <td></td> </tr> </table> </td> </tr> <tr> <th colspan="2">SAAB 9000 (94-98)</th> </tr> <tr> <td></td> <td> <table border="1"> <tr> <td>2.0 16V</td> <td></td> <td></td> <td>09.93</td> <td>05.98</td> <td>13.0460-5703.2</td> <td>605703</td> <td></td> <td></td> <td>21154 19,5 +/WE ATE</td> </tr> <tr> <td>2.0 16V Turbo</td> <td></td> <td></td> <td>09.93</td> <td>05.98</td> <td></td> <td></td> <td></td> <td></td> <td></td> </tr> <tr> <td>2.3 16V</td> <td></td> <td></td> <td>09.93</td> <td>05.98</td> <td></td> <td></td> <td></td> <td></td> <td></td> </tr> <tr> <td>2.3 16V Turbo</td> <td></td> <td></td> <td>09.93</td> <td>05.98</td> <td></td> <td></td> <td></td> <td></td> <td></td> </tr> <tr> <td>3.0 V6</td> <td></td> <td></td> <td>09.94</td> <td>05.98</td> <td></td> <td></td> <td></td> <td></td> <td></td> </tr> <tr> <td></td> <td> <table border="1"> <tr> <td>2.0 16V</td> <td></td> <td></td> <td>09.93</td> <td>05.98</td> <td>24.0125-0125.1</td> <td>425125</td> <td></td> <td></td> <td>280 25,0 23,0 V</td> </tr> <tr> <td>2.0 16V Turbo</td> <td></td> <td></td> <td>09.93</td> <td>05.98</td> <td></td> <td></td> <td></td> <td></td> <td></td> </tr> <tr> <td>2.3 16V</td> <td></td> <td></td> <td>09.93</td> <td>05.98</td> <td></td> <td></td> <td></td> <td></td> <td></td> </tr> <tr> <td>2.3 16V Turbo</td> <td></td> <td></td> <td>09.93</td> <td>05.98</td> <td></td> <td></td> <td></td> <td></td> <td></td> </tr> <tr> <td>3.0 V6</td> <td></td> <td></td> <td>09.94</td> <td>05.98</td> <td></td> <td></td> <td></td> <td></td> <td></td> </tr> <tr> <td></td> <td> <table border="1"> <tr> <td>2.0 16V</td> <td></td> <td></td> <td>01.96</td> <td>05.98</td> <td>24.0751-1174.1</td> <td>360049</td> <td></td> <td></td> <td>Radsensor L=1100</td> </tr> <tr> <td>2.0 16V Turbo</td> <td></td> <td></td> <td>01.96</td> <td>05.98</td> <td>24.0751-1175.1</td> <td>360050</td> <td></td> <td></td> <td>Radsensor L=1150</td> </tr> <tr> <td>2.3 16V</td> <td></td> <td></td> <td>01.96</td> <td>05.98</td> <td></td> <td></td> <td></td> <td></td> <td></td> </tr> <tr> <td>2.3 16V Turbo</td> <td></td> <td></td> <td>01.96</td> <td>05.98</td> <td></td> <td></td> <td></td> <td></td> <td></td> </tr> <tr> <td>3.0 V6</td> <td></td> <td></td> <td>01.96</td> <td>05.98</td> <td></td> <td></td> <td></td> <td></td> <td></td> </tr> <tr> <td></td> <td> <table border="1"> <tr> <td>2.0 16V</td> <td></td> <td></td> <td>09.93</td> <td>05.98</td> <td>13.0460-3306.2</td> <td>603306</td> <td></td> <td></td> <td>21089 15,0 + ATE</td> </tr> <tr> <td>2.0 16V Turbo</td> <td></td> <td></td> <td>09.93</td> <td>05.98</td> <td></td> <td></td> <td></td> <td></td> <td></td> </tr> <tr> <td>2.3 16V</td> <td></td> <td></td> <td>09.93</td> <td>05.98</td> <td></td> <td></td> <td></td> <td></td> <td></td> </tr> <tr> <td>2.3 16V Turbo</td> <td></td> <td></td> <td>09.93</td> <td>05.98</td> <td></td> <td></td> <td></td> <td></td> <td></td> </tr> <tr> <td>3.0 V6</td> <td></td> <td></td> <td>09.94</td> <td>05.98</td> <td></td> <td></td> <td></td> <td></td> <td></td> </tr> <tr>
<td></td> <td> <table border="1"> <tr> <td>2.0 16V</td> <td></td> <td></td> <td>09.93</td> <td>05.98</td> <td>24.0109-0130.1</td> <td>409130</td> <td></td> <td></td> <td>258 9,0 7,5</td> </tr> <tr> <td>2.0 16V Turbo</td> <td></td> <td></td> <td>09.93</td> <td>05.98</td> <td></td> <td></td> <td></td> <td></td> <td></td> </tr> <tr> <td>2.3 16V</td> <td></td> <td></td> <td>09.93</td> <td>05.98</td> <td></td> <td></td> <td></td> <td></td> <td></td> </tr> <tr> <td>2.3 16V Turbo</td> <td></td> <td></td> <td>09.93</td> <td>05.98</td> <td></td> <td></td> <td></td> <td></td> <td></td> </tr> <tr> <td>3.0 V6</td> <td></td> <td></td> <td>09.94</td> <td>05.98</td> <td></td> <td></td> <td></td> <td></td> <td></td> </tr> <tr> <td></td> <td> <table border="1"> <tr> <td>2.0 16V</td> <td></td> <td></td> <td>01.96</td> <td>05.98</td> <td>24.0751-1176.1</td> <td>360051</td> <td></td> <td></td> <td>Radsensor L=1120</td> </tr> <tr> <td>2.0 16V Turbo</td> <td></td> <td></td> <td>01.96</td> <td>05.98</td> <td>24.0751-1177.1</td> <td>360052</td> <td></td> <td></td> <td>Radsensor L=1120</td> </tr> <tr> <td>2.3 16V</td> <td></td> <td></td> <td>01.96</td> <td>05.98</td> <td></td> <td></td> <td></td> <td></td> <td></td> </tr> <tr> <td>2.3 16V Turbo</td> <td></td> <td></td> <td>01.96</td> <td>05.98</td> <td></td> <td></td> <td></td> <td></td> <td></td> </tr> <tr> <td>3.0 V6</td> <td></td> <td></td> <td>01.96</td> <td>05.98</td> <td></td> <td></td> <td></td> <td></td> <td></td> </tr> </table> </td> </tr> </table></td></tr></table></td></tr></table></td></tr></table></td></tr></table></td></tr></table></td></tr></table></td></tr></table> | 2.0 16V Turbo | | | 09.93 | 08.96 | 24.0124-0133.1 | 424133 | | | 284 24,0 21,0 V L | 2.0 i | | | 09.93 | 08.96 | | | | | | 2.3 16V | | | 09.93 | 08.96 | | | | | | 2.5 V6 | | | 09.93 | 08.96 | | | | | | 2.0 16V Turbo | | | 09.96 | 03.98 | 24.0125-0119.1 | 425119 | | | 288 25,0 22,0 V L +S +B | 2.0 i | | | 09.96 | 03.98 | 24.0325-0119.1 | 525119 | | | 288 25,0 22,0 V L +S +B PD | 2.3 16V | | | 09.96 | 03.98 | | | | | | 2.5 V6 | | | 09.96 | 03.98 | | | | | |  | <table border="1"> <tr> <td>2.0 16V Turbo</td> <td></td> <td></td> <td>09.93</td> <td>08.96</td> <td>13.0460-4043.2</td> <td>604043</td> <td></td> <td></td>
<td>21140 15,0 ATE</td> </tr> <tr> <td>2.0 i</td> <td></td> <td></td> <td>09.93</td> <td>08.96</td> <td>13.0460-0217.2</td> <td>610217</td> <td></td> <td></td> <td>Belagsatz-Zubehör ATE</td> </tr> <tr> <td>2.3 16V</td> <td></td> <td></td> <td>09.93</td> <td>08.96</td> <td></td> <td></td> <td></td> <td></td> <td></td> </tr> <tr> <td>2.5 V6</td> <td></td> <td></td> <td>09.93</td> <td>08.96</td> <td></td> <td></td> <td></td> <td></td> <td></td> </tr> <tr> <td>2.0 16V Turbo</td> <td></td> <td></td> <td>09.96</td> <td>03.98</td> <td>13.0460-4040.2</td> <td>604040</td> <td></td> <td></td> <td>21050 15,8 ATE</td> </tr> <tr> <td>2.0 i</td> <td></td> <td></td> <td>09.96</td> <td>03.98</td> <td>13.0460-0347.2</td> <td>610347</td> <td></td> <td></td> <td>Belagsatz-Zubehör</td> </tr> <tr> <td>2.3 16V</td> <td></td> <td></td> <td>09.96</td> <td>03.98</td> <td></td> <td></td> <td></td> <td></td> <td></td> </tr> <tr> <td>2.5 V6</td> <td></td> <td></td> <td>09.96</td> <td>03.98</td> <td></td> <td></td> <td></td> <td></td> <td></td> </tr> <tr> <td></td> <td> <table border="1"> <tr> <td>2.0 16V Turbo</td> <td></td> <td>V7004689</td> <td>09.93</td> <td></td> <td>24.0110-0249.1</td> <td>410249</td> <td></td> <td></td> <td>260 10,0 8,0</td> </tr> <tr> <td>2.0 16V Turbo</td> <td></td> <td>V2022961</td> <td>09.93</td> <td></td> <td></td> <td></td> <td></td> <td></td> <td></td> </tr> <tr> <td>2.0 i</td> <td></td> <td>V7004689</td> <td>09.93</td> <td></td> <td></td> <td></td> <td></td> <td></td> <td></td> </tr> <tr> <td>2.0 i</td> <td></td> <td>V2022961</td> <td>09.93</td> <td></td> <td></td> <td></td> <td></td> <td></td> <td></td> </tr> <tr> <td>2.3 16V</td> <td></td> <td>V7004689</td> <td>09.93</td> <td></td> <td></td> <td></td> <td></td> <td></td> <td></td> </tr> <tr> <td>2.3 16V</td> <td></td> <td>V2022961</td> <td>09.93</td> <td></td> <td></td> <td></td> <td></td> <td></td> <td></td> </tr> <tr> <td>2.5 V6</td> <td></td> <td>V7004689</td> <td>09.93</td> <td></td> <td></td> <td></td> <td></td> <td></td> <td></td> </tr> <tr> <td>2.5 V6</td> <td></td> <td>V2022961</td> <td>09.93</td> <td></td> <td></td> <td></td> <td></td> <td></td> <td></td> </tr> <tr> <td>2.0 16V Turbo</td> <td></td> <td>V2022962</td> <td></td> <td>03.98</td> <td>24.0110-0226.1</td> <td>410226</td> <td></td> <td></td> <td>286 10,0 8,0 +S +B</td> </tr> <tr> <td>2.0 16V Turbo</td> <td></td> <td>V7004690</td> <td></td> <td>03.98</td> <td>24.0310-0226.1</td> <td>510226</td> <td></td> <td></td> <td>286 10,0 8,0 +S +B PD</td> </tr> <tr> <td>2.0 i</td> <td></td> <td>V2022962</td> <td></td> <td>03.98</td> <td></td> <td></td> <td></td> <td></td> <td></td> </tr> <tr> <td>2.0 i</td> <td></td> <td>V7004690</td> <td></td> <td>03.98</td> <td></td> <td></td> <td></td> <td></td> <td></td> </tr> <tr> <td>2.3 16V</td> <td></td> <td>V2022962</td> <td></td> <td>03.98</td> <td></td> <td></td> <td></td> <td></td> <td></td> </tr> <tr> <td>2.3 16V</td> <td></td> <td>V7004690</td> <td></td> <td>03.98</td> <td></td> <td></td> <td></td> <td></td> <td></td> </tr> <tr> <td>2.5 V6</td> <td></td> <td>V2022962</td> <td></td> <td>03.98</td> <td></td> <td></td> <td></td> <td></td> <td></td> </tr> <tr> <td>2.5 V6</td> <td></td> <td>V7004690</td> <td></td> <td>03.98</td> <td></td> <td></td> <td></td> <td></td> <td></td> </tr> <tr> <td></td> <td> <table border="1"> <tr> <td>2.0 16V Turbo</td> <td></td> <td></td> <td>09.93</td> <td>03.98</td> <td>03.0137-0172.2</td> <td>650172</td> <td></td> <td></td> <td>160 x 25</td> </tr> <tr> <td>2.0 i</td> <td></td> <td></td> <td>09.93</td> <td>03.98</td> <td></td> <td></td> <td></td> <td></td> <td></td> </tr> <tr> <td>2.3 16V</td> <td></td> <td></td> <td>09.93</td> <td>03.98</td> <td></td> <td></td> <td></td> <td></td> <td></td> </tr> <tr> <td>2.5 V6</td> <td></td> <td></td> <td>09.93</td> <td>03.98</td> <td></td> <td></td> <td></td> <td></td> <td></td> </tr> </table> </td> </tr> <tr> <th colspan="2">SAAB 9000 (94-98)</th> </tr> <tr> <td></td> <td> <table border="1"> <tr> <td>2.0 16V</td> <td></td> <td></td> <td>09.93</td> <td>05.98</td> <td>13.0460-5703.2</td> <td>605703</td> <td></td> <td></td> <td>21154 19,5 +/WE ATE</td> </tr> <tr> <td>2.0 16V Turbo</td> <td></td> <td></td> <td>09.93</td> <td>05.98</td> <td></td> <td></td> <td></td> <td></td> <td></td> </tr> <tr> <td>2.3 16V</td> <td></td> <td></td> <td>09.93</td> <td>05.98</td> <td></td> <td></td> <td></td> <td></td> <td></td> </tr> <tr> <td>2.3 16V Turbo</td> <td></td> <td></td> <td>09.93</td> <td>05.98</td> <td></td> <td></td> <td></td> <td></td> <td></td> </tr> <tr> <td>3.0 V6</td> <td></td> <td></td> <td>09.94</td> <td>05.98</td> <td></td> <td></td> <td></td> <td></td> <td></td> </tr> <tr> <td></td> <td> <table border="1"> <tr> <td>2.0 16V</td> <td></td> <td></td> <td>09.93</td> <td>05.98</td> <td>24.0125-0125.1</td> <td>425125</td> <td></td> <td></td> <td>280 25,0 23,0 V</td> </tr> <tr> <td>2.0 16V Turbo</td> <td></td> <td></td> <td>09.93</td> <td>05.98</td> <td></td> <td></td> <td></td> <td></td> <td></td> </tr> <tr> <td>2.3 16V</td> <td></td> <td></td> <td>09.93</td> <td>05.98</td> <td></td> <td></td> <td></td> <td></td> <td></td> </tr> <tr> <td>2.3 16V Turbo</td> <td></td> <td></td> <td>09.93</td> <td>05.98</td> <td></td> <td></td> <td></td> <td></td> <td></td> </tr> <tr> <td>3.0 V6</td> <td></td> <td></td> <td>09.94</td> <td>05.98</td> <td></td> <td></td> <td></td> <td></td> <td></td> </tr> <tr> <td></td> <td> <table border="1"> <tr> <td>2.0 16V</td> <td></td> <td></td> <td>01.96</td> <td>05.98</td> <td>24.0751-1174.1</td> <td>360049</td> <td></td> <td></td> <td>Radsensor L=1100</td> </tr> <tr> <td>2.0 16V Turbo</td> <td></td> <td></td> <td>01.96</td> <td>05.98</td> <td>24.0751-1175.1</td> <td>360050</td> <td></td> <td></td> <td>Radsensor L=1150</td> </tr> <tr> <td>2.3 16V</td> <td></td> <td></td> <td>01.96</td> <td>05.98</td> <td></td> <td></td> <td></td> <td></td> <td></td> </tr> <tr> <td>2.3 16V Turbo</td> <td></td> <td></td> <td>01.96</td> <td>05.98</td> <td></td> <td></td> <td></td> <td></td> <td></td> </tr> <tr> <td>3.0 V6</td> <td></td> <td></td> <td>01.96</td> <td>05.98</td> <td></td> <td></td> <td></td> <td></td> <td></td> </tr> <tr> <td></td> <td> <table border="1"> <tr> <td>2.0 16V</td> <td></td> <td></td> <td>09.93</td> <td>05.98</td> <td>13.0460-3306.2</td> <td>603306</td> <td></td> <td></td> <td>21089 15,0 + ATE</td> </tr> <tr> <td>2.0 16V Turbo</td> <td></td> <td></td> <td>09.93</td> <td>05.98</td> <td></td> <td></td> <td></td> <td></td> <td></td> </tr> <tr> <td>2.3 16V</td> <td></td> <td></td> <td>09.93</td> <td>05.98</td> <td></td> <td></td> <td></td> <td></td> <td></td> </tr> <tr> <td>2.3 16V Turbo</td> <td></td> <td></td> <td>09.93</td> <td>05.98</td> <td></td> <td></td> <td></td> <td></td> <td></td> </tr> <tr> <td>3.0 V6</td> <td></td> <td></td> <td>09.94</td> <td>05.98</td> <td></td> <td></td> <td></td> <td></td> <td></td> </tr> <tr> <td></td> <td> <table border="1"> <tr> <td>2.0 16V</td> <td></td> <td></td> <td>09.93</td> <td>05.98</td> <td>24.0109-0130.1</td> <td>409130</td> <td></td> <td></td> <td>258 9,0 7,5</td> </tr> <tr> <td>2.0 16V Turbo</td> <td></td> <td></td> <td>09.93</td> <td>05.98</td> <td></td> <td></td> <td></td> <td></td> <td></td> </tr> <tr> <td>2.3 16V</td> <td></td> <td></td> <td>09.93</td> <td>05.98</td> <td></td> <td></td> <td></td> <td></td> <td></td> </tr> <tr> <td>2.3 16V Turbo</td> <td></td> <td></td> <td>09.93</td> <td>05.98</td> <td></td> <td></td> <td></td> <td></td> <td></td> </tr> <tr> <td>3.0 V6</td> <td></td> <td></td> <td>09.94</td> <td>05.98</td> <td></td> <td></td> <td></td> <td></td> <td></td> </tr> <tr> <td></td> <td> <table border="1"> <tr> <td>2.0 16V</td> <td></td> <td></td> <td>01.96</td> <td>05.98</td> <td>24.0751-1176.1</td> <td>360051</td> <td></td> <td></td> <td>Radsensor L=1120</td> </tr> <tr> <td>2.0 16V Turbo</td> <td></td> <td></td> <td>01.96</td> <td>05.98</td> <td>24.0751-1177.1</td> <td>360052</td> <td></td> <td></td> <td>Radsensor L=1120</td>
</tr> <tr> <td>2.3 16V</td> <td></td> <td></td> <td>01.96</td> <td>05.98</td> <td></td> <td></td> <td></td> <td></td> <td></td> </tr> <tr> <td>2.3 16V Turbo</td> <td></td> <td></td> <td>01.96</td> <td>05.98</td> <td></td> <td></td> <td></td> <td></td> <td></td> </tr> <tr> <td>3.0 V6</td> <td></td> <td></td> <td>01.96</td> <td>05.98</td> <td></td> <td></td> <td></td> <td></td> <td></td> </tr> </table> </td> </tr> </table></td></tr></table></td></tr></table></td></tr></table></td></tr></table></td></tr></table></td></tr></table> | 2.0 16V Turbo | | | 09.93 | 08.96 | 13.0460-4043.2 | 604043 | | | 21140 15,0 ATE | 2.0 i | | | 09.93 | 08.96 | 13.0460-0217.2 | 610217 | | | Belagsatz-Zubehör ATE | 2.3 16V | | | 09.93 | 08.96 | | | | | | 2.5 V6 | | | 09.93 | 08.96 | | | | | | 2.0 16V Turbo | | | 09.96 | 03.98 | 13.0460-4040.2 | 604040 | | | 21050 15,8 ATE | 2.0 i | | | 09.96 | 03.98 | 13.0460-0347.2 | 610347 | | | Belagsatz-Zubehör | 2.3 16V | | | 09.96 | 03.98 | | | | | | 2.5 V6 | | | 09.96 | 03.98 | | | | | |  | <table
border="1"> <tr> <td>2.0 16V Turbo</td> <td></td> <td>V7004689</td> <td>09.93</td> <td></td> <td>24.0110-0249.1</td> <td>410249</td> <td></td> <td></td> <td>260 10,0 8,0</td> </tr> <tr> <td>2.0 16V Turbo</td> <td></td> <td>V2022961</td> <td>09.93</td> <td></td> <td></td> <td></td> <td></td> <td></td> <td></td> </tr> <tr> <td>2.0 i</td> <td></td> <td>V7004689</td> <td>09.93</td> <td></td> <td></td> <td></td> <td></td> <td></td> <td></td> </tr> <tr> <td>2.0 i</td> <td></td> <td>V2022961</td> <td>09.93</td> <td></td> <td></td> <td></td> <td></td> <td></td> <td></td> </tr> <tr> <td>2.3 16V</td> <td></td> <td>V7004689</td> <td>09.93</td> <td></td> <td></td> <td></td> <td></td> <td></td> <td></td> </tr> <tr> <td>2.3 16V</td> <td></td> <td>V2022961</td> <td>09.93</td> <td></td> <td></td> <td></td> <td></td> <td></td> <td></td> </tr> <tr> <td>2.5 V6</td> <td></td> <td>V7004689</td> <td>09.93</td> <td></td> <td></td> <td></td> <td></td> <td></td> <td></td> </tr> <tr> <td>2.5 V6</td> <td></td> <td>V2022961</td> <td>09.93</td> <td></td> <td></td> <td></td> <td></td> <td></td> <td></td> </tr> <tr> <td>2.0 16V Turbo</td> <td></td> <td>V2022962</td> <td></td> <td>03.98</td> <td>24.0110-0226.1</td> <td>410226</td> <td></td> <td></td> <td>286 10,0 8,0 +S +B</td> </tr> <tr> <td>2.0 16V Turbo</td> <td></td> <td>V7004690</td> <td></td> <td>03.98</td> <td>24.0310-0226.1</td> <td>510226</td> <td></td> <td></td> <td>286 10,0 8,0 +S +B PD</td> </tr> <tr> <td>2.0 i</td> <td></td> <td>V2022962</td> <td></td> <td>03.98</td> <td></td> <td></td> <td></td> <td></td> <td></td> </tr> <tr> <td>2.0 i</td> <td></td> <td>V7004690</td> <td></td> <td>03.98</td> <td></td> <td></td> <td></td> <td></td> <td></td> </tr> <tr> <td>2.3 16V</td> <td></td> <td>V2022962</td> <td></td> <td>03.98</td> <td></td> <td></td> <td></td> <td></td> <td></td> </tr> <tr> <td>2.3 16V</td> <td></td> <td>V7004690</td> <td></td> <td>03.98</td> <td></td> <td></td> <td></td> <td></td> <td></td> </tr> <tr> <td>2.5 V6</td> <td></td> <td>V2022962</td> <td></td> <td>03.98</td> <td></td> <td></td> <td></td> <td></td> <td></td> </tr> <tr> <td>2.5 V6</td> <td></td> <td>V7004690</td> <td></td> <td>03.98</td> <td></td> <td></td> <td></td> <td></td> <td></td> </tr> <tr> <td></td> <td> <table border="1"> <tr> <td>2.0 16V Turbo</td> <td></td> <td></td> <td>09.93</td> <td>03.98</td> <td>03.0137-0172.2</td> <td>650172</td> <td></td> <td></td> <td>160 x 25</td> </tr> <tr> <td>2.0 i</td> <td></td> <td></td> <td>09.93</td> <td>03.98</td> <td></td> <td></td> <td></td> <td></td> <td></td> </tr> <tr> <td>2.3 16V</td> <td></td> <td></td> <td>09.93</td> <td>03.98</td> <td></td> <td></td> <td></td> <td></td> <td></td> </tr> <tr> <td>2.5 V6</td> <td></td> <td></td> <td>09.93</td> <td>03.98</td> <td></td> <td></td> <td></td> <td></td> <td></td> </tr> </table> </td> </tr> <tr> <th colspan="2">SAAB 9000 (94-98)</th> </tr> <tr> <td></td> <td> <table border="1"> <tr> <td>2.0 16V</td> <td></td> <td></td> <td>09.93</td> <td>05.98</td> <td>13.0460-5703.2</td> <td>605703</td> <td></td> <td></td> <td>21154 19,5 +/WE ATE</td> </tr> <tr> <td>2.0 16V Turbo</td> <td></td> <td></td> <td>09.93</td> <td>05.98</td> <td></td> <td></td> <td></td> <td></td> <td></td> </tr> <tr> <td>2.3 16V</td> <td></td> <td></td> <td>09.93</td> <td>05.98</td> <td></td> <td></td> <td></td> <td></td> <td></td> </tr> <tr> <td>2.3 16V Turbo</td> <td></td> <td></td> <td>09.93</td> <td>05.98</td> <td></td> <td></td> <td></td> <td></td> <td></td> </tr> <tr> <td>3.0 V6</td> <td></td> <td></td> <td>09.94</td> <td>05.98</td> <td></td> <td></td> <td></td> <td></td> <td></td> </tr> <tr> <td></td> <td> <table border="1"> <tr> <td>2.0 16V</td> <td></td> <td></td> <td>09.93</td> <td>05.98</td> <td>24.0125-0125.1</td> <td>425125</td> <td></td> <td></td> <td>280 25,0 23,0 V</td> </tr> <tr> <td>2.0 16V Turbo</td> <td></td> <td></td> <td>09.93</td> <td>05.98</td> <td></td> <td></td> <td></td> <td></td> <td></td> </tr> <tr> <td>2.3 16V</td> <td></td> <td></td> <td>09.93</td> <td>05.98</td> <td></td> <td></td> <td></td> <td></td> <td></td> </tr> <tr> <td>2.3 16V Turbo</td> <td></td> <td></td> <td>09.93</td> <td>05.98</td> <td></td> <td></td> <td></td> <td></td> <td></td> </tr> <tr> <td>3.0 V6</td> <td></td> <td></td> <td>09.94</td> <td>05.98</td> <td></td> <td></td> <td></td> <td></td> <td></td> </tr> <tr> <td></td> <td> <table border="1"> <tr> <td>2.0 16V</td> <td></td> <td></td> <td>01.96</td> <td>05.98</td> <td>24.0751-1174.1</td> <td>360049</td> <td></td> <td></td> <td>Radsensor L=1100</td> </tr> <tr> <td>2.0 16V Turbo</td> <td></td> <td></td> <td>01.96</td> <td>05.98</td> <td>24.0751-1175.1</td> <td>360050</td> <td></td> <td></td> <td>Radsensor L=1150</td> </tr> <tr> <td>2.3 16V</td> <td></td> <td></td> <td>01.96</td> <td>05.98</td> <td></td> <td></td> <td></td> <td></td> <td></td> </tr> <tr> <td>2.3 16V Turbo</td> <td></td> <td></td> <td>01.96</td> <td>05.98</td> <td></td> <td></td> <td></td> <td></td> <td></td> </tr> <tr> <td>3.0 V6</td> <td></td> <td></td> <td>01.96</td> <td>05.98</td> <td></td> <td></td> <td></td> <td></td> <td></td> </tr> <tr> <td></td> <td> <table border="1"> <tr> <td>2.0 16V</td> <td></td> <td></td> <td>09.93</td> <td>05.98</td> <td>13.0460-3306.2</td> <td>603306</td> <td></td> <td></td> <td>21089 15,0 + ATE</td> </tr> <tr> <td>2.0 16V Turbo</td> <td></td> <td></td> <td>09.93</td> <td>05.98</td> <td></td> <td></td> <td></td> <td></td> <td></td> </tr> <tr> <td>2.3 16V</td> <td></td> <td></td> <td>09.93</td> <td>05.98</td> <td></td> <td></td> <td></td> <td></td> <td></td> </tr> <tr> <td>2.3 16V Turbo</td> <td></td> <td></td> <td>09.93</td> <td>05.98</td> <td></td> <td></td> <td></td> <td></td> <td></td> </tr> <tr> <td>3.0 V6</td> <td></td> <td></td> <td>09.94</td> <td>05.98</td> <td></td> <td></td> <td></td> <td></td> <td></td> </tr> <tr> <td></td> <td> <table border="1"> <tr> <td>2.0 16V</td> <td></td> <td></td> <td>09.93</td> <td>05.98</td> <td>24.0109-0130.1</td> <td>409130</td> <td></td> <td></td> <td>258 9,0 7,5</td> </tr> <tr> <td>2.0 16V Turbo</td> <td></td> <td></td> <td>09.93</td> <td>05.98</td> <td></td> <td></td> <td></td> <td></td> <td></td> </tr> <tr> <td>2.3 16V</td> <td></td> <td></td> <td>09.93</td> <td>05.98</td> <td></td> <td></td> <td></td> <td></td> <td></td> </tr> <tr> <td>2.3 16V Turbo</td> <td></td> <td></td> <td>09.93</td> <td>05.98</td> <td></td> <td></td> <td></td> <td></td> <td></td> </tr> <tr> <td>3.0 V6</td> <td></td> <td></td> <td>09.94</td> <td>05.98</td> <td></td> <td></td> <td></td> <td></td> <td></td> </tr> <tr> <td></td> <td> <table border="1"> <tr> <td>2.0 16V</td> <td></td> <td></td> <td>01.96</td> <td>05.98</td> <td>24.0751-1176.1</td> <td>360051</td> <td></td> <td></td> <td>Radsensor L=1120</td> </tr> <tr> <td>2.0 16V Turbo</td> <td></td> <td></td> <td>01.96</td> <td>05.98</td> <td>24.0751-1177.1</td> <td>360052</td> <td></td> <td></td> <td>Radsensor L=1120</td> </tr> <tr> <td>2.3 16V</td> <td></td> <td></td> <td>01.96</td> <td>05.98</td> <td></td> <td></td> <td></td> <td></td> <td></td> </tr> <tr> <td>2.3 16V Turbo</td> <td></td> <td></td> <td>01.96</td> <td>05.98</td> <td></td> <td></td> <td></td> <td></td> <td></td> </tr> <tr> <td>3.0 V6</td> <td></td> <td></td> <td>01.96</td> <td>05.98</td> <td></td> <td></td> <td></td> <td></td> <td></td> </tr> </table> </td> </tr> </table></td></tr></table></td></tr></table></td></tr></table></td></tr></table></td></tr></table>
 | 2.0 16V Turbo | | V7004689 | 09.93 | | 24.0110-0249.1 | 410249 | | | 260 10,0 8,0 | 2.0 16V Turbo | | V2022961 | 09.93 | | | | | | | 2.0 i | | V7004689 | 09.93 | | | | | | | 2.0 i | | V2022961 | 09.93 | | | | | | | 2.3 16V | | V7004689 | 09.93 | | | | | | | 2.3 16V | | V2022961 | 09.93 | | | | | | | 2.5 V6 | | V7004689 | 09.93 | | | | | | | 2.5 V6 | | V2022961 | 09.93 | | | | | | | 2.0 16V Turbo |
 | V2022962 | | 03.98 | 24.0110-0226.1 | 410226 | | | 286 10,0 8,0 +S +B | 2.0 16V Turbo | | V7004690 |
 | 03.98 | 24.0310-0226.1 | 510226 | | | 286 10,0 8,0 +S +B PD | 2.0 i | | V2022962 | | 03.98 | | | | | | 2.0 i | | V7004690 | | 03.98 | | | | | | 2.3 16V | | V2022962 | | 03.98 | | | | | | 2.3 16V | | V7004690 | | 03.98 | | | | | | 2.5 V6 | | V2022962 | | 03.98 |
 | | | | | 2.5 V6 | | V7004690 | | 03.98 | | | | | |  | <table border="1"> <tr> <td>2.0 16V Turbo</td> <td></td> <td></td> <td>09.93</td> <td>03.98</td> <td>03.0137-0172.2</td> <td>650172</td> <td></td> <td></td> <td>160 x 25</td> </tr> <tr> <td>2.0 i</td> <td></td> <td></td> <td>09.93</td> <td>03.98</td> <td></td> <td></td> <td></td> <td></td> <td></td> </tr> <tr> <td>2.3 16V</td> <td></td> <td></td> <td>09.93</td> <td>03.98</td> <td></td> <td></td> <td></td> <td></td> <td></td> </tr> <tr> <td>2.5 V6</td> <td></td> <td></td> <td>09.93</td> <td>03.98</td> <td></td> <td></td> <td></td> <td></td> <td></td> </tr> </table> | 2.0 16V Turbo | | | 09.93 | 03.98 | 03.0137-0172.2 | 650172 | | | 160 x 25 | 2.0 i | | | 09.93 | 03.98 | | | | | | 2.3 16V | | | 09.93 | 03.98 | | | | | | 2.5 V6 | | | 09.93 | 03.98 |
 | | | | | SAAB 9000 (94-98) | |  | <table border="1"> <tr> <td>2.0 16V</td> <td></td> <td></td> <td>09.93</td> <td>05.98</td> <td>13.0460-5703.2</td> <td>605703</td> <td></td> <td></td> <td>21154 19,5 +/WE ATE</td> </tr> <tr> <td>2.0 16V Turbo</td> <td></td> <td></td> <td>09.93</td> <td>05.98</td> <td></td> <td></td> <td></td> <td></td> <td></td> </tr> <tr> <td>2.3 16V</td> <td></td> <td></td> <td>09.93</td> <td>05.98</td> <td></td> <td></td> <td></td> <td></td> <td></td> </tr> <tr> <td>2.3 16V Turbo</td> <td></td> <td></td> <td>09.93</td> <td>05.98</td> <td></td> <td></td> <td></td> <td></td> <td></td> </tr> <tr> <td>3.0 V6</td> <td></td> <td></td> <td>09.94</td> <td>05.98</td> <td></td> <td></td> <td></td> <td></td> <td></td> </tr> <tr> <td></td> <td> <table border="1"> <tr> <td>2.0 16V</td> <td></td> <td></td> <td>09.93</td> <td>05.98</td> <td>24.0125-0125.1</td> <td>425125</td> <td></td> <td></td> <td>280 25,0 23,0 V</td> </tr> <tr> <td>2.0 16V Turbo</td> <td></td> <td></td> <td>09.93</td> <td>05.98</td> <td></td> <td></td> <td></td> <td></td> <td></td> </tr> <tr> <td>2.3 16V</td> <td></td> <td></td> <td>09.93</td> <td>05.98</td> <td></td> <td></td> <td></td> <td></td> <td></td> </tr> <tr> <td>2.3 16V Turbo</td> <td></td> <td></td> <td>09.93</td> <td>05.98</td> <td></td> <td></td> <td></td> <td></td> <td></td> </tr> <tr> <td>3.0 V6</td> <td></td> <td></td> <td>09.94</td> <td>05.98</td> <td></td> <td></td> <td></td> <td></td> <td></td> </tr> <tr> <td></td> <td> <table border="1"> <tr> <td>2.0 16V</td> <td></td> <td></td> <td>01.96</td> <td>05.98</td> <td>24.0751-1174.1</td> <td>360049</td> <td></td> <td></td> <td>Radsensor L=1100</td> </tr> <tr> <td>2.0 16V Turbo</td> <td></td> <td></td> <td>01.96</td> <td>05.98</td> <td>24.0751-1175.1</td> <td>360050</td> <td></td> <td></td> <td>Radsensor L=1150</td> </tr> <tr> <td>2.3 16V</td> <td></td> <td></td> <td>01.96</td> <td>05.98</td> <td></td> <td></td> <td></td> <td></td> <td></td> </tr> <tr> <td>2.3 16V Turbo</td> <td></td> <td></td> <td>01.96</td> <td>05.98</td> <td></td> <td></td> <td></td> <td></td> <td></td> </tr> <tr> <td>3.0 V6</td> <td></td> <td></td> <td>01.96</td> <td>05.98</td> <td></td> <td></td> <td></td> <td></td> <td></td> </tr> <tr> <td></td> <td> <table border="1"> <tr> <td>2.0 16V</td> <td></td> <td></td> <td>09.93</td> <td>05.98</td> <td>13.0460-3306.2</td> <td>603306</td> <td></td> <td></td> <td>21089 15,0 + ATE</td> </tr> <tr> <td>2.0 16V Turbo</td> <td></td> <td></td> <td>09.93</td> <td>05.98</td> <td></td> <td></td> <td></td> <td></td> <td></td> </tr> <tr> <td>2.3 16V</td> <td></td> <td></td> <td>09.93</td> <td>05.98</td> <td></td> <td></td> <td></td> <td></td> <td></td> </tr> <tr> <td>2.3 16V Turbo</td> <td></td> <td></td> <td>09.93</td> <td>05.98</td> <td></td> <td></td> <td></td> <td></td> <td></td> </tr> <tr> <td>3.0 V6</td> <td></td> <td></td> <td>09.94</td> <td>05.98</td> <td></td> <td></td> <td></td> <td></td> <td></td> </tr> <tr> <td></td> <td> <table border="1"> <tr> <td>2.0 16V</td> <td></td> <td></td> <td>09.93</td> <td>05.98</td> <td>24.0109-0130.1</td> <td>409130</td> <td></td> <td></td> <td>258 9,0 7,5</td> </tr> <tr> <td>2.0 16V Turbo</td> <td></td> <td></td> <td>09.93</td> <td>05.98</td> <td></td> <td></td> <td></td> <td></td> <td></td> </tr> <tr> <td>2.3 16V</td> <td></td> <td></td> <td>09.93</td> <td>05.98</td> <td></td> <td></td> <td></td> <td></td> <td></td> </tr> <tr> <td>2.3 16V Turbo</td> <td></td> <td></td> <td>09.93</td> <td>05.98</td> <td></td> <td></td> <td></td> <td></td> <td></td> </tr> <tr> <td>3.0 V6</td> <td></td> <td></td> <td>09.94</td> <td>05.98</td> <td></td> <td></td> <td></td> <td></td> <td></td> </tr> <tr> <td></td> <td> <table border="1"> <tr> <td>2.0 16V</td> <td></td> <td></td> <td>01.96</td> <td>05.98</td> <td>24.0751-1176.1</td> <td>360051</td> <td></td> <td></td> <td>Radsensor L=1120</td> </tr> <tr> <td>2.0 16V Turbo</td> <td></td> <td></td> <td>01.96</td> <td>05.98</td> <td>24.0751-1177.1</td> <td>360052</td> <td></td> <td></td> <td>Radsensor L=1120</td> </tr> <tr> <td>2.3 16V</td> <td></td> <td></td> <td>01.96</td> <td>05.98</td> <td></td> <td></td> <td></td> <td></td> <td></td> </tr> <tr> <td>2.3 16V Turbo</td> <td></td> <td></td> <td>01.96</td> <td>05.98</td> <td></td> <td></td> <td></td> <td></td> <td></td> </tr> <tr> <td>3.0 V6</td> <td></td> <td></td> <td>01.96</td> <td>05.98</td> <td></td> <td></td> <td></td> <td></td> <td></td> </tr> </table> </td> </tr> </table></td></tr></table></td></tr></table></td></tr></table></td></tr></table> | 2.0 16V | | | 09.93 | 05.98 | 13.0460-5703.2 | 605703 | | | 21154 19,5 +/WE ATE | 2.0 16V Turbo | | | 09.93 | 05.98 | | | | | | 2.3 16V |
 | | 09.93 | 05.98 | | | | | | 2.3 16V Turbo | | | 09.93 | 05.98 | | | | | | 3.0 V6 | | | 09.94 | 05.98 | | | | | |  | <table border="1"> <tr> <td>2.0 16V</td> <td></td> <td></td> <td>09.93</td> <td>05.98</td> <td>24.0125-0125.1</td> <td>425125</td> <td></td> <td></td> <td>280 25,0 23,0 V</td> </tr> <tr> <td>2.0 16V Turbo</td> <td></td> <td></td> <td>09.93</td> <td>05.98</td> <td></td> <td></td> <td></td> <td></td> <td></td> </tr> <tr> <td>2.3 16V</td> <td></td> <td></td> <td>09.93</td> <td>05.98</td> <td></td> <td></td> <td></td> <td></td> <td></td> </tr> <tr> <td>2.3 16V Turbo</td> <td></td> <td></td> <td>09.93</td> <td>05.98</td> <td></td> <td></td> <td></td> <td></td> <td></td> </tr> <tr> <td>3.0 V6</td> <td></td> <td></td> <td>09.94</td> <td>05.98</td> <td></td> <td></td> <td></td> <td></td> <td></td> </tr> <tr> <td></td> <td> <table border="1"> <tr> <td>2.0 16V</td> <td></td> <td></td> <td>01.96</td> <td>05.98</td> <td>24.0751-1174.1</td> <td>360049</td> <td></td> <td></td> <td>Radsensor L=1100</td> </tr> <tr> <td>2.0 16V Turbo</td> <td></td> <td></td> <td>01.96</td> <td>05.98</td> <td>24.0751-1175.1</td> <td>360050</td> <td></td> <td></td> <td>Radsensor L=1150</td> </tr> <tr> <td>2.3 16V</td> <td></td> <td></td> <td>01.96</td> <td>05.98</td> <td></td> <td></td> <td></td> <td></td> <td></td> </tr> <tr> <td>2.3 16V Turbo</td> <td></td> <td></td> <td>01.96</td> <td>05.98</td> <td></td> <td></td> <td></td> <td></td> <td></td> </tr> <tr> <td>3.0 V6</td> <td></td> <td></td> <td>01.96</td> <td>05.98</td> <td></td> <td></td> <td></td> <td></td> <td></td> </tr> <tr> <td></td> <td> <table border="1"> <tr> <td>2.0 16V</td> <td></td> <td></td> <td>09.93</td> <td>05.98</td> <td>13.0460-3306.2</td> <td>603306</td> <td></td> <td></td> <td>21089 15,0 + ATE</td> </tr> <tr> <td>2.0 16V Turbo</td> <td></td> <td></td> <td>09.93</td> <td>05.98</td> <td></td> <td></td> <td></td> <td></td> <td></td> </tr> <tr> <td>2.3 16V</td> <td></td> <td></td> <td>09.93</td> <td>05.98</td> <td></td> <td></td> <td></td> <td></td> <td></td> </tr> <tr> <td>2.3 16V Turbo</td> <td></td> <td></td> <td>09.93</td> <td>05.98</td> <td></td> <td></td> <td></td> <td></td> <td></td> </tr> <tr> <td>3.0 V6</td> <td></td> <td></td> <td>09.94</td> <td>05.98</td> <td></td> <td></td> <td></td> <td></td> <td></td> </tr> <tr> <td></td> <td> <table border="1"> <tr> <td>2.0 16V</td> <td></td> <td></td> <td>09.93</td> <td>05.98</td> <td>24.0109-0130.1</td> <td>409130</td> <td></td> <td></td> <td>258 9,0 7,5</td> </tr> <tr> <td>2.0 16V Turbo</td> <td></td> <td></td> <td>09.93</td> <td>05.98</td> <td></td> <td></td> <td></td> <td></td> <td></td> </tr> <tr> <td>2.3 16V</td> <td></td> <td></td> <td>09.93</td> <td>05.98</td> <td></td> <td></td> <td></td> <td></td> <td></td> </tr> <tr> <td>2.3 16V Turbo</td> <td></td> <td></td> <td>09.93</td> <td>05.98</td> <td></td> <td></td> <td></td> <td></td> <td></td> </tr> <tr> <td>3.0 V6</td> <td></td> <td></td> <td>09.94</td> <td>05.98</td> <td></td> <td></td> <td></td> <td></td> <td></td> </tr> <tr> <td></td> <td> <table border="1"> <tr> <td>2.0 16V</td> <td></td> <td></td> <td>01.96</td> <td>05.98</td> <td>24.0751-1176.1</td> <td>360051</td> <td></td> <td></td> <td>Radsensor L=1120</td> </tr> <tr> <td>2.0 16V Turbo</td> <td></td> <td></td> <td>01.96</td> <td>05.98</td> <td>24.0751-1177.1</td> <td>360052</td> <td></td> <td></td> <td>Radsensor L=1120</td> </tr> <tr> <td>2.3 16V</td> <td></td> <td></td> <td>01.96</td> <td>05.98</td> <td></td> <td></td> <td></td> <td></td> <td></td> </tr> <tr> <td>2.3 16V Turbo</td> <td></td> <td></td> <td>01.96</td> <td>05.98</td> <td></td>
<td></td> <td></td> <td></td> <td></td> </tr> <tr> <td>3.0 V6</td> <td></td> <td></td> <td>01.96</td> <td>05.98</td> <td></td> <td></td> <td></td> <td></td> <td></td> </tr> </table> </td> </tr> </table></td></tr></table></td></tr></table></td></tr></table> | 2.0 16V | | | 09.93 | 05.98 | 24.0125-0125.1 | 425125 | | | 280 25,0 23,0 V | 2.0 16V Turbo | | | 09.93 | 05.98 | | | | | | 2.3 16V | | | 09.93 | 05.98 | | | | | | 2.3 16V Turbo | | | 09.93 | 05.98 | | | | | | 3.0 V6 | | | 09.94 | 05.98 | | | | | |  | <table border="1"> <tr> <td>2.0 16V</td> <td></td> <td></td> <td>01.96</td> <td>05.98</td>
<td>24.0751-1174.1</td> <td>360049</td> <td></td> <td></td> <td>Radsensor L=1100</td> </tr> <tr> <td>2.0 16V Turbo</td> <td></td> <td></td> <td>01.96</td> <td>05.98</td> <td>24.0751-1175.1</td> <td>360050</td> <td></td> <td></td> <td>Radsensor L=1150</td> </tr> <tr> <td>2.3 16V</td> <td></td> <td></td> <td>01.96</td> <td>05.98</td> <td></td> <td></td> <td></td> <td></td> <td></td> </tr> <tr> <td>2.3 16V Turbo</td> <td></td> <td></td> <td>01.96</td> <td>05.98</td> <td></td> <td></td> <td></td> <td></td> <td></td> </tr> <tr> <td>3.0 V6</td> <td></td> <td></td> <td>01.96</td> <td>05.98</td> <td></td> <td></td> <td></td> <td></td> <td></td> </tr> <tr> <td></td> <td> <table border="1"> <tr> <td>2.0 16V</td> <td></td> <td></td> <td>09.93</td> <td>05.98</td> <td>13.0460-3306.2</td> <td>603306</td> <td></td> <td></td> <td>21089 15,0 + ATE</td> </tr> <tr> <td>2.0 16V Turbo</td> <td></td> <td></td> <td>09.93</td> <td>05.98</td> <td></td> <td></td> <td></td> <td></td> <td></td> </tr> <tr> <td>2.3 16V</td> <td></td> <td></td> <td>09.93</td> <td>05.98</td> <td></td> <td></td> <td></td> <td></td> <td></td> </tr> <tr> <td>2.3 16V Turbo</td> <td></td> <td></td> <td>09.93</td> <td>05.98</td> <td></td> <td></td> <td></td> <td></td> <td></td> </tr> <tr> <td>3.0 V6</td> <td></td> <td></td> <td>09.94</td> <td>05.98</td> <td></td> <td></td> <td></td> <td></td> <td></td> </tr> <tr> <td></td> <td> <table border="1"> <tr> <td>2.0 16V</td> <td></td> <td></td> <td>09.93</td> <td>05.98</td> <td>24.0109-0130.1</td> <td>409130</td> <td></td> <td></td> <td>258 9,0 7,5</td> </tr> <tr> <td>2.0 16V Turbo</td> <td></td> <td></td> <td>09.93</td> <td>05.98</td> <td></td> <td></td> <td></td> <td></td> <td></td> </tr> <tr> <td>2.3 16V</td> <td></td> <td></td> <td>09.93</td> <td>05.98</td> <td></td> <td></td> <td></td> <td></td> <td></td> </tr> <tr> <td>2.3 16V Turbo</td> <td></td> <td></td> <td>09.93</td> <td>05.98</td> <td></td> <td></td> <td></td> <td></td> <td></td> </tr> <tr> <td>3.0 V6</td> <td></td> <td></td> <td>09.94</td> <td>05.98</td> <td></td> <td></td> <td></td> <td></td> <td></td> </tr> <tr> <td></td> <td> <table border="1"> <tr> <td>2.0 16V</td> <td></td> <td></td> <td>01.96</td> <td>05.98</td> <td>24.0751-1176.1</td> <td>360051</td> <td></td> <td></td> <td>Radsensor L=1120</td> </tr> <tr> <td>2.0 16V Turbo</td> <td></td> <td></td> <td>01.96</td> <td>05.98</td> <td>24.0751-1177.1</td> <td>360052</td> <td></td> <td></td> <td>Radsensor L=1120</td> </tr> <tr> <td>2.3 16V</td> <td></td> <td></td> <td>01.96</td> <td>05.98</td> <td></td> <td></td> <td></td> <td></td> <td></td> </tr> <tr> <td>2.3 16V Turbo</td> <td></td> <td></td> <td>01.96</td> <td>05.98</td> <td></td> <td></td> <td></td> <td></td> <td></td> </tr> <tr> <td>3.0 V6</td> <td></td> <td></td> <td>01.96</td> <td>05.98</td> <td></td> <td></td> <td></td> <td></td> <td></td> </tr> </table> </td> </tr> </table></td></tr></table></td></tr></table> | 2.0 16V | | | 01.96 | 05.98 | 24.0751-1174.1 | 360049 |  | | Radsensor L=1100 | 2.0 16V Turbo | | | 01.96 | 05.98 | 24.0751-1175.1 | 360050 |  | | Radsensor L=1150 | 2.3 16V | | | 01.96 | 05.98 | | | | |
 | 2.3 16V Turbo | | | 01.96 | 05.98 | | | | | | 3.0 V6 | | | 01.96 | 05.98 | | | | | |  | <table border="1"> <tr> <td>2.0 16V</td> <td></td> <td></td> <td>09.93</td> <td>05.98</td> <td>13.0460-3306.2</td> <td>603306</td> <td></td> <td></td> <td>21089 15,0 + ATE</td> </tr> <tr> <td>2.0 16V Turbo</td> <td></td> <td></td> <td>09.93</td> <td>05.98</td> <td></td> <td></td> <td></td> <td></td> <td></td> </tr> <tr> <td>2.3 16V</td> <td></td> <td></td> <td>09.93</td> <td>05.98</td> <td></td> <td></td> <td></td> <td></td> <td></td> </tr> <tr> <td>2.3 16V Turbo</td> <td></td> <td></td> <td>09.93</td> <td>05.98</td> <td></td> <td></td> <td></td> <td></td> <td></td> </tr> <tr> <td>3.0 V6</td> <td></td> <td></td> <td>09.94</td> <td>05.98</td> <td></td> <td></td> <td></td> <td></td> <td></td> </tr> <tr> <td></td> <td> <table border="1"> <tr> <td>2.0 16V</td> <td></td> <td></td> <td>09.93</td> <td>05.98</td> <td>24.0109-0130.1</td> <td>409130</td> <td></td> <td></td> <td>258 9,0 7,5</td> </tr> <tr> <td>2.0 16V Turbo</td> <td></td> <td></td> <td>09.93</td> <td>05.98</td> <td></td> <td></td> <td></td> <td></td> <td></td> </tr> <tr> <td>2.3 16V</td> <td></td> <td></td> <td>09.93</td> <td>05.98</td> <td></td> <td></td> <td></td> <td></td> <td></td> </tr> <tr> <td>2.3 16V Turbo</td> <td></td> <td></td> <td>09.93</td> <td>05.98</td> <td></td> <td></td> <td></td> <td></td> <td></td> </tr> <tr> <td>3.0 V6</td> <td></td> <td></td> <td>09.94</td> <td>05.98</td> <td></td> <td></td> <td></td> <td></td> <td></td> </tr> <tr> <td></td> <td> <table border="1"> <tr> <td>2.0 16V</td> <td></td> <td></td> <td>01.96</td> <td>05.98</td> <td>24.0751-1176.1</td> <td>360051</td> <td></td> <td></td> <td>Radsensor L=1120</td> </tr> <tr> <td>2.0 16V Turbo</td> <td></td> <td></td> <td>01.96</td> <td>05.98</td> <td>24.0751-1177.1</td> <td>360052</td> <td></td> <td></td> <td>Radsensor L=1120</td> </tr> <tr> <td>2.3 16V</td> <td></td> <td></td> <td>01.96</td> <td>05.98</td> <td></td> <td></td> <td></td> <td></td> <td></td> </tr> <tr> <td>2.3 16V Turbo</td> <td></td> <td></td> <td>01.96</td> <td>05.98</td> <td></td> <td></td> <td></td> <td></td> <td></td> </tr> <tr> <td>3.0 V6</td> <td></td> <td></td> <td>01.96</td> <td>05.98</td> <td></td> <td></td> <td></td> <td></td> <td></td> </tr> </table> </td> </tr> </table></td></tr></table> | 2.0 16V | | | 09.93 | 05.98 | 13.0460-3306.2 | 603306 | | | 21089 15,0 + ATE | 2.0 16V Turbo | | | 09.93 | 05.98 | | | | | | 2.3 16V | | | 09.93 | 05.98 | | | | | | 2.3 16V Turbo | | | 09.93 | 05.98 | | | | | | 3.0 V6 | | | 09.94 | 05.98 | | | | | |

 | <table border="1"> <tr> <td>2.0 16V</td> <td></td> <td></td> <td>09.93</td> <td>05.98</td> <td>24.0109-0130.1</td> <td>409130</td> <td></td> <td></td> <td>258 9,0 7,5</td> </tr> <tr> <td>2.0 16V Turbo</td> <td></td> <td></td> <td>09.93</td> <td>05.98</td> <td></td> <td></td> <td></td> <td></td> <td></td> </tr> <tr> <td>2.3 16V</td> <td></td> <td></td> <td>09.93</td> <td>05.98</td> <td></td> <td></td> <td></td> <td></td> <td></td> </tr> <tr> <td>2.3 16V Turbo</td> <td></td> <td></td> <td>09.93</td> <td>05.98</td> <td></td> <td></td> <td></td> <td></td> <td></td> </tr> <tr> <td>3.0 V6</td> <td></td> <td></td> <td>09.94</td> <td>05.98</td> <td></td> <td></td> <td></td> <td></td> <td></td> </tr> <tr> <td></td> <td> <table border="1"> <tr> <td>2.0 16V</td> <td></td> <td></td> <td>01.96</td> <td>05.98</td> <td>24.0751-1176.1</td> <td>360051</td> <td></td> <td></td> <td>Radsensor L=1120</td> </tr> <tr> <td>2.0 16V Turbo</td> <td></td> <td></td> <td>01.96</td> <td>05.98</td> <td>24.0751-1177.1</td> <td>360052</td> <td></td> <td></td> <td>Radsensor L=1120</td> </tr> <tr> <td>2.3 16V</td> <td></td> <td></td> <td>01.96</td> <td>05.98</td> <td></td> <td></td> <td></td> <td></td> <td></td> </tr> <tr> <td>2.3 16V Turbo</td> <td></td> <td></td> <td>01.96</td> <td>05.98</td> <td></td> <td></td> <td></td> <td></td> <td></td> </tr> <tr> <td>3.0 V6</td> <td></td> <td></td> <td>01.96</td> <td>05.98</td> <td></td> <td></td> <td></td> <td></td> <td></td> </tr> </table> </td> </tr> </table> | 2.0 16V | | | 09.93 | 05.98 | 24.0109-0130.1 | 409130 | | | 258 9,0 7,5 | 2.0 16V Turbo | | | 09.93 | 05.98 | | | | | | 2.3 16V | | | 09.93 | 05.98 | | | | | | 2.3 16V Turbo | | | 09.93 | 05.98 | | | | | | 3.0 V6 | | | 09.94 | 05.98 | | | | | |  | <table border="1"> <tr> <td>2.0 16V</td> <td></td> <td></td> <td>01.96</td> <td>05.98</td> <td>24.0751-1176.1</td> <td>360051</td> <td></td> <td></td> <td>Radsensor L=1120</td> </tr> <tr> <td>2.0 16V Turbo</td> <td></td> <td></td> <td>01.96</td> <td>05.98</td> <td>24.0751-1177.1</td> <td>360052</td> <td></td> <td></td> <td>Radsensor L=1120</td> </tr> <tr> <td>2.3 16V</td> <td></td> <td></td> <td>01.96</td> <td>05.98</td> <td></td> <td></td> <td></td> <td></td> <td></td> </tr> <tr> <td>2.3 16V Turbo</td> <td></td> <td></td> <td>01.96</td> <td>05.98</td> <td></td> <td></td> <td></td> <td></td> <td></td> </tr> <tr> <td>3.0 V6</td> <td></td> <td></td> <td>01.96</td> <td>05.98</td> <td></td> <td></td> <td></td> <td></td> <td></td> </tr> </table> | 2.0 16V | | | 01.96 | 05.98 | 24.0751-1176.1 | 360051 |  | | Radsensor L=1120 | 2.0 16V Turbo | | | 01.96 | 05.98 | 24.0751-1177.1 | 360052 |  | | Radsensor L=1120 | 2.3 16V | | | 01.96 | 05.98 | | | | | | 2.3 16V Turbo | | | 01.96 | 05.98 | | | | | | 3.0 V6 | | | 01.96 | 05.98 | | | | | | | | | | | | | | | | | | | | | | | | | | | | | | | | | | | | |
 | | | | | | | | | | | | | | | | | | | | | | | | | | | | | | | | | | | | | | | | | | | | | | | | | | |
| 2.0 16V Turbo |
 | | 09.93 | 08.96 | 24.0124-0133.1 | 424133 | | | 284 24,0 21,0 V L | | | | | | | | | | | | | | | | | | | | | | | | | | | | | | | | | | | | | | | | | | | | | | | | | | | | | | | | | | | | | | | | | | | | | | | | | | | | | | | | | | | | | | | | | | | | | | | |
 | | | | | | | | | | | | | | | | | | | | | |
 | | | | | | | | | | | | | | | | | | | | | | | | | | | | | | | | | | | | | | | | | | | | | | | | | | | | | | | | | | | |
 | | | | | | | | | | | | | | | | | | | | | | | | | | | | | | | | | | | | | | | | | |
 | | | | | | | | | | | | | | | | | | | | | | | | | | | | | | | | | | | | | | | |
 | | | | | | | | | | | | | |
 | | | | | | | | | | | | | | | | | | | | | | | | | | | | | | | | | | | | | | | | | | | | | | | | | | | | | | | | | |
 | | | | | | | | | | | | | | | | | | | | | | | | | | | | | | | | | | | | | | | | | | | | | | | | | | | |
 | | | | | | | | | | | | | | | | | | | | | | | | | | | | | | | | | | | | | | | | | | | |
 | | | | | | | | | | | | | | | | | | | | | | | | | | | | | | | | | | | | | |
 | | | | | | | | | | | | | | | | | | | | | | | | | | | | | | | | | | | | | | | | | | | |
 | | | | | | | | | | | | | | | | | | | | | | | | | | | | | | | | | | | | | | | | | | | | | | | | | | | | | | | | | | | |
 | | | | | | | | | | | | | | | | | | | | | | | | | | | | | | | | | | | | | | | | | | | | | | | | | | | | | | | | | | | | | | | | | | | | | | | | | | | | | | | | | | | | | | | | | | | | | | | | | | | | | | | |
 | | | | | | | | | | | | | | | | | | | | | | | | | | | | | | | | | | | | | | | | | | | | | | | | | | | | | | | | | | | | | | | | | | | | | | | | | | | | | | | | | | | | | | | | | | | | | | | | | | | | | | |
| 2.0 i |
 | | 09.93 | 08.96 | | | | | | | | | | | | | | | | | | | | | | | | | | | | | | | | | | | | | | | | | | | | | | | | | | | | | | | | | | | | | | | | | | | | | | | | | | | | | | | | | | | | | | | | | | | | | | | | | | | | |
 | | | | | | | | | | | | | | | | | | | | | |
 | | | | | | | | | | | | | | | | | | | | | | | | | | | | | | | | | | | | | | | | | | | | | | | | | | | | | | | | | | | |
 | | | | | | | | | | | | | | | | | | | | | | | | | | | | | | | | | | | | | | | | | |
 | | | | | | | | | | | | | | | | | | | | | | | | | | | | | | | | | | | | | | | |
 | | | | | | | | | | | | | |
 | | | | | | | | | | | | | | | | | | | | | | | | | | | | | | | | | | | | | | | | | | | | | | | | | | | | | | | | | |
 | | | | | | | | | | | | | | | | | | | | | | | | | | | | | | | | | | | | | | | | | | | | | | | | | | | |
 | | | | | | | | | | | | | | | | | | | | | | | | | | | | | | | | | | | | | | | | | | | |
 | | | | | | | | | | | | | | | | | | | | | | | | | | | | | | | | | | | | | |
 | | | | | | | | | | | | | | | | | | | | | | | | | | | | | | | | | | | | | | | | | | | |
 | | | | | | | | | | | | | | | | | | | | | | | | | | | | | | | | | | | | | | | | | | | | | | | | | | | | | | | | | | | |
 | | | | | | | | | | | | | | | | | | | | | | | | | | | | | | | | | | | | | | | | | | | | | | | | | | | | | | | | | | | | | | | | | | | | | | | | | | | | | | | | | | | | | | | | | | | | | | | | | | | | | | | |
 | | | | | | | | | | | | | | | | | | | | | | | | | | | | | | | | | | | | | | | | | | | | | | | | | | | | | | | | | | | | | | | | | | | | | | | | | | | | | | | | | | | | | | | | | | | | | | | | | | | | | | |
| 2.3 16V |
 | | 09.93 | 08.96 | | | | | | | | | | | | | | | | | | | | | | | | | | | | | | | | | | | | | | | | | | | | | | | | | | | | | | | | | | | | | | | | | | | | | | | | | | | | | | | | | | | | | | | | | | | | | | | | | | | | |
 | | | | | | | | | | | | | | | | | | | | | |
 | | | | | | | | | | | | | | | | | | | | | | | | | | | | | | | | | | | | | | | | | | | | | | | | | | | | | | | | | | | |
 | | | | | | | | | | | | | | | | | | | | | | | | | | | | | | | | | | | | | | | | | |
 | | | | | | | | | | | | | | | | | | | | | | | | | | | | | | | | | | | | | | | |
 | | | | | | | | | | | | | |
 | | | | | | | | | | | | | | | | | | | | | | | | | | | | | | | | | | | | | | | | | | | | | | | | | | | | | | | | | |
 | | | | | | | | | | | | | | | | | | | | | | | | | | | | | | | | | | | | | | | | | | | | | | | | | | | |
 | | | | | | | | | | | | | | | | | | | | | | | | | | | | | | | | | | | | | | | | | | | |
 | | | | | | | | | | | | | | | | | | | | | | | | | | | | | | | | | | | | | |
 | | | | | | | | | | | | | | | | | | | | | | | | | | | | | | | | | | | | | | | | | | | |
 | | | | | | | | | | | | | | | | | | | | | | | | | | | | | | | | | | | | | | | | | | | | | | | | | | | | | | | | | | | |
 | | | | | | | | | | | | | | | | | | | | | | | | | | | | | | | | | | | | | | | | | | | | | | | | | | | | | | | | | | | | | | | | | | | | | | | | | | | | | | | | | | | | | | | | | | | | | | | | | | | | | | | |
 | | | | | | | | | | | | | | | | | | | | | | | | | | | | | | | | | | | | | | | | | | | | | | | | | | | | | | | | | | | | | | | | | | | | | | | | | | | | | | | | | | | | | | | | | | | | | | | | | | | | | | |
| 2.5 V6 |
 | | 09.93 | 08.96 | | | | | | | | | | | | | | | | | | | | | | | | | | | | | | | | | | | | | | | | | | | | | | | | | | | | | | | | | | | | | | | | | | | | | | | | | | | | | | | | | | | | | | | | | | | | | | | | | | | | |
 | | | | | | | | | | | | | | | | | | | | | |
 | | | | | | | | | | | | | | | | | | | | | | | | | | | | | | | | | | | | | | | | | | | | | | | | | | | | | | | | | | | |
 | | | | | | | | | | | | | | | | | | | | | | | | | | | | | | | | | | | | | | | | | |
 | | | | | | | | | | | | | | | | | | | | | | | | | | | | | | | | | | | | | | | |
 | | | | | | | | | | | | | |
 | | | | | | | | | | | | | | | | | | | | | | | | | | | | | | | | | | | | | | | | | | | | | | | | | | | | | | | | | |
 | | | | | | | | | | | | | | | | | | | | | | | | | | | | | | | | | | | | | | | | | | | | | | | | | | | |
 | | | | | | | | | | | | | | | | | | | | | | | | | | | | | | | | | | | | | | | | | | | |
 | | | | | | | | | | | | | | | | | | | | | | | | | | | | | | | | | | | | | |
 | | | | | | | | | | | | | | | | | | | | | | | | | | | | | | | | | | | | | | | | | | | |
 | | | | | | | | | | | | | | | | | | | | | | | | | | | | | | | | | | | | | | | | | | | | | | | | | | | | | | | | | | | |
 | | | | | | | | | | | | | | | | | | | | | | | | | | | | | | | | | | | | | | | | | | | | | | | | | | | | | | | | | | | | | | | | | | | | | | | | | | | | | | | | | | | | | | | | | | | | | | | | | | | | | | | |
 | | | | | | | | | | | | | | | | | | | | | | | | | | | | | | | | | | | | | | | | | | | | | | | | | | | | | | | | | | | | | | | | | | | | | | | | | | | | | | | | | | | | | | | | | | | | | | | | | | | | | | |
| 2.0 16V Turbo |
 | | 09.96 | 03.98 | 24.0125-0119.1 | 425119 | | | 288 25,0 22,0 V L +S +B | | | | | | | | | | | | | | | | | | | | | | | | | | | | | | | | | | | | | | | | | | | | | | | | | | | | | | | | | | | | | | | | | | | | | | | | | | | | | | | | | | | | | | | | | | | | | | | |
 | | | | | | | | | | | | | | | | | | | | | |
 | | | | | | | | | | | | | | | | | | | | | | | | | | | | | | | | | | | | | | | | | | | | | | | | | | | | | | | | | | | |
 | | | | | | | | | | | | | | | | | | | | | | | | | | | | | | | | | | | | | | | | | |
 | | | | | | | | | | | | | | | | | | | | | | | | | | | | | | | | | | | | | | | |
 | | | | | | | | | | | | | |
 | | | | | | | | | | | | | | | | | | | | | | | | | | | | | | | | | | | | | | | | | | | | | | | | | | | | | | | | | |
 | | | | | | | | | | | | | | | | | | | | | | | | | | | | | | | | | | | | | | | | | | | | | | | | | | | |
 | | | | | | | | | | | | | | | | | | | | | | | | | | | | | | | | | | | | | | | | | | | |
 | | | | | | | | | | | | | | | | | | | | | | | | | | | | | | | | | | | | | |
 | | | | | | | | | | | | | | | | | | | | | | | | | | | | | | | | | | | | | | | | | | | |
 | | | | | | | | | | | | | | | | | | | | | | | | | | | | | | | | | | | | | | | | | | | | | | | | | | | | | | | | | | | |
 | | | | | | | | | | | | | | | | | | | | | | | | | | | | | | | | | | | | | | | | | | | | | | | | | | | | | | | | | | | | | | | | | | | | | | | | | | | | | | | | | | | | | | | | | | | | | | | | | | | | | | | |
 | | | | | | | | | | | | | | | | | | | | | | | | | | | | | | | | | | | | | | | | | | | | | | | | | | | | | | | | | | | | | | | | | | | | | | | | | | | | | | | | | | | | | | | | | | | | | | | | | | | | | | |
| 2.0 i |
 | | 09.96 | 03.98 | 24.0325-0119.1 | 525119 | | | 288 25,0 22,0 V L +S +B PD | | | | | | | | | | | | | | | | | | | | | | | | | | | | | | | | | | | | | | | | | | | | | | | | | | | | | | | | | | | | | | | | | | | | | | | | | | | | | | | | | | | | | | | | | | | | | | | |
 | | | | | | | | | | | | | | | | | | | | | |
 | | | | | | | | | | | | | | | | | | | | | | | | | | | | | | | | | | | | | | | | | | | | | | | | | | | | | | | | | | | |
 | | | | | | | | | | | | | | | | | | | | | | | | | | | | | | | | | | | | | | | | | |
 | | | | | | | | | | | | | | | | | | | | | | | | | | | | | | | | | | | | | | | |
 | | | | | | | | | | | | | |
 | | | | | | | | | | | | | | | | | | | | | | | | | | | | | | | | | | | | | | | | | | | | | | | | | | | | | | | | | |
 | | | | | | | | | | | | | | | | | | | | | | | | | | | | | | | | | | | | | | | | | | | | | | | | | | | |
 | | | | | | | | | | | | | | | | | | | | | | | | | | | | | | | | | | | | | | | | | | | |
 | | | | | | | | | | | | | | | | | | | | | | | | | | | | | | | | | | | | | |
 | | | | | | | | | | | | | | | | | | | | | | | | | | | | | | | | | | | | | | | | | | | |
 | | | | | | | | | | | | | | | | | | | | | | | | | | | | | | | | | | | | | | | | | | | | | | | | | | | | | | | | | | | |
 | | | | | | | | | | | | | | | | | | | | | | | | | | | | | | | | | | | | | | | | | | | | | | | | | | | | | | | | | | | | | | | | | | | | | | | | | | | | | | | | | | | | | | | | | | | | | | | | | | | | | | | |
 | | | | | | | | | | | | | | | | | | | | | | | | | | | | | | | | | | | | | | | | | | | | | | | | | | | | | | | | | | | | | | | | | | | | | | | | | | | | | | | | | | | | | | | | | | | | | | | | | | | | | | |
| 2.3 16V |
 | | 09.96 | 03.98 | | | | | | | | | | | | | | | | | | | | | | | | | | | | | | | | | | | | | | | | | | | | | | | | | | | | | | | | | | | | | | | | | | | | | | | | | | | | | | | | | | | | | | | | | | | | | | | | | | | | |
 | | | | | | | | | | | | | | | | | | | | | |
 | | | | | | | | | | | | | | | | | | | | | | | | | | | | | | | | | | | | | | | | | | | | | | | | | | | | | | | | | | | |
 | | | | | | | | | | | | | | | | | | | | | | | | | | | | | | | | | | | | | | | | | |
 | | | | | | | | | | | | | | | | | | | | | | | | | | | | | | | | | | | | | | | |
 | | | | | | | | | | | | | |
 | | | | | | | | | | | | | | | | | | | | | | | | | | | | | | | | | | | | | | | | | | | | | | | | | | | | | | | | | |
 | | | | | | | | | | | | | | | | | | | | | | | | | | | | | | | | | | | | | | | | | | | | | | | | | | | |
 | | | | | | | | | | | | | | | | | | | | | | | | | | | | | | | | | | | | | | | | | | | |
 | | | | | | | | | | | | | | | | | | | | | | | | | | | | | | | | | | | | | |
 | | | | | | | | | | | | | | | | | | | | | | | | | | | | | | | | | | | | | | | | | | | |
 | | | | | | | | | | | | | | | | | | | | | | | | | | | | | | | | | | | | | | | | | | | | | | | | | | | | | | | | | | | |
 | | | | | | | | | | | | | | | | | | | | | | | | | | | | | | | | | | | | | | | | | | | | | | | | | | | | | | | | | | | | | | | | | | | | | | | | | | | | | | | | | | | | | | | | | | | | | | | | | | | | | | | |
 | | | | | | | | | | | | | | | | | | | | | | | | | | | | | | | | | | | | | | | | | | | | | | | | | | | | | | | | | | | | | | | | | | | | | | | | | | | | | | | | | | | | | | | | | | | | | | | | | | | | | | |
| 2.5 V6 |
 | | 09.96 | 03.98 | | | | | | | | | | | | | | | | | | | | | | | | | | | | | | | | | | | | | | | | | | | | | | | | | | | | | | | | | | | | | | | | | | | | | | | | | | | | | | | | | | | | | | | | | | | | | | | | | | | | |
 | | | | | | | | | | | | | | | | | | | | | |
 | | | | | | | | | | | | | | | | | | | | | | | | | | | | | | | | | | | | | | | | | | | | | | | | | | | | | | | | | | | |
 | | | | | | | | | | | | | | | | | | | | | | | | | | | | | | | | | | | | | | | | | |
 | | | | | | | | | | | | | | | | | | | | | | | | | | | | | | | | | | | | | | | |
 | | | | | | | | | | | | | |
 | | | | | | | | | | | | | | | | | | | | | | | | | | | | | | | | | | | | | | | | | | | | | | | | | | | | | | | | | |
 | | | | | | | | | | | | | | | | | | | | | | | | | | | | | | | | | | | | | | | | | | | | | | | | | | | |
 | | | | | | | | | | | | | | | | | | | | | | | | | | | | | | | | | | | | | | | | | | | |
 | | | | | | | | | | | | | | | | | | | | | | | | | | | | | | | | | | | | | |
 | | | | | | | | | | | | | | | | | | | | | | | | | | | | | | | | | | | | | | | | | | | |
 | | | | | | | | | | | | | | | | | | | | | | | | | | | | | | | | | | | | | | | | | | | | | | | | | | | | | | | | | | | |
 | | | | | | | | | | | | | | | | | | | | | | | | | | | | | | | | | | | | | | | | | | | | | | | | | | | | | | | | | | | | | | | | | | | | | | | | | | | | | | | | | | | | | | | | | | | | | | | | | | | | | | | |
 | | | | | | | | | | | | | | | | | | | | | | | | | | | | | | | | | | | | | | | | | | | | | | | | | | | | | | | | | | | | | | | | | | | | | | | | | | | | | | | | | | | | | | | | | | | | | | | | | | | | | | |
|  | <table border="1"> <tr> <td>2.0 16V Turbo</td> <td></td> <td></td> <td>09.93</td> <td>08.96</td> <td>13.0460-4043.2</td> <td>604043</td> <td></td> <td></td> <td>21140 15,0 ATE</td> </tr> <tr> <td>2.0 i</td> <td></td> <td></td> <td>09.93</td> <td>08.96</td> <td>13.0460-0217.2</td> <td>610217</td> <td></td> <td></td> <td>Belagsatz-Zubehör ATE</td> </tr> <tr> <td>2.3 16V</td> <td></td> <td></td> <td>09.93</td> <td>08.96</td> <td></td> <td></td> <td></td> <td></td> <td></td> </tr> <tr> <td>2.5 V6</td> <td></td> <td></td> <td>09.93</td> <td>08.96</td> <td></td> <td></td> <td></td> <td></td> <td></td> </tr> <tr> <td>2.0 16V Turbo</td> <td></td> <td></td> <td>09.96</td> <td>03.98</td> <td>13.0460-4040.2</td> <td>604040</td> <td></td> <td></td> <td>21050 15,8 ATE</td> </tr> <tr> <td>2.0 i</td> <td></td> <td></td> <td>09.96</td> <td>03.98</td> <td>13.0460-0347.2</td> <td>610347</td> <td></td> <td></td> <td>Belagsatz-Zubehör</td> </tr> <tr> <td>2.3 16V</td> <td></td> <td></td> <td>09.96</td> <td>03.98</td> <td></td> <td></td> <td></td> <td></td> <td></td> </tr> <tr> <td>2.5 V6</td> <td></td> <td></td> <td>09.96</td> <td>03.98</td> <td></td> <td></td> <td></td> <td></td> <td></td> </tr> <tr> <td></td> <td> <table border="1"> <tr> <td>2.0 16V Turbo</td> <td></td> <td>V7004689</td> <td>09.93</td> <td></td> <td>24.0110-0249.1</td> <td>410249</td> <td></td> <td></td> <td>260 10,0 8,0</td> </tr> <tr> <td>2.0 16V Turbo</td> <td></td> <td>V2022961</td> <td>09.93</td> <td></td> <td></td> <td></td> <td></td> <td></td> <td></td> </tr> <tr> <td>2.0 i</td> <td></td> <td>V7004689</td> <td>09.93</td> <td></td> <td></td> <td></td> <td></td> <td></td> <td></td> </tr> <tr> <td>2.0 i</td> <td></td> <td>V2022961</td> <td>09.93</td> <td></td> <td></td> <td></td> <td></td> <td></td> <td></td> </tr> <tr> <td>2.3 16V</td> <td></td> <td>V7004689</td> <td>09.93</td> <td></td> <td></td> <td></td> <td></td> <td></td> <td></td> </tr> <tr> <td>2.3 16V</td> <td></td> <td>V2022961</td> <td>09.93</td> <td></td> <td></td> <td></td> <td></td> <td></td> <td></td> </tr> <tr> <td>2.5 V6</td> <td></td> <td>V7004689</td> <td>09.93</td> <td></td> <td></td> <td></td> <td></td> <td></td> <td></td> </tr> <tr> <td>2.5 V6</td> <td></td> <td>V2022961</td> <td>09.93</td> <td></td> <td></td> <td></td> <td></td> <td></td> <td></td> </tr> <tr> <td>2.0 16V Turbo</td> <td></td> <td>V2022962</td> <td></td> <td>03.98</td> <td>24.0110-0226.1</td> <td>410226</td> <td></td> <td></td> <td>286 10,0 8,0 +S +B</td> </tr> <tr> <td>2.0 16V Turbo</td> <td></td> <td>V7004690</td> <td></td> <td>03.98</td> <td>24.0310-0226.1</td> <td>510226</td> <td></td> <td></td> <td>286 10,0 8,0 +S +B PD</td> </tr> <tr> <td>2.0 i</td> <td></td> <td>V2022962</td> <td></td> <td>03.98</td> <td></td> <td></td> <td></td> <td></td> <td></td> </tr> <tr> <td>2.0 i</td> <td></td> <td>V7004690</td> <td></td> <td>03.98</td> <td></td> <td></td> <td></td> <td></td> <td></td> </tr> <tr> <td>2.3 16V</td> <td></td> <td>V2022962</td> <td></td> <td>03.98</td> <td></td> <td></td> <td></td> <td></td> <td></td> </tr> <tr> <td>2.3 16V</td> <td></td> <td>V7004690</td> <td></td> <td>03.98</td> <td></td> <td></td> <td></td> <td></td> <td></td> </tr> <tr> <td>2.5 V6</td> <td></td> <td>V2022962</td> <td></td> <td>03.98</td> <td></td> <td></td> <td></td> <td></td> <td></td> </tr> <tr> <td>2.5 V6</td> <td></td> <td>V7004690</td> <td></td> <td>03.98</td> <td></td> <td></td> <td></td> <td></td> <td></td> </tr> <tr> <td></td> <td> <table border="1"> <tr> <td>2.0 16V Turbo</td> <td></td> <td></td> <td>09.93</td> <td>03.98</td> <td>03.0137-0172.2</td> <td>650172</td> <td></td> <td></td> <td>160 x 25</td> </tr> <tr> <td>2.0 i</td> <td></td> <td></td> <td>09.93</td> <td>03.98</td> <td></td> <td></td> <td></td> <td></td> <td></td> </tr> <tr> <td>2.3 16V</td> <td></td> <td></td> <td>09.93</td> <td>03.98</td> <td></td> <td></td> <td></td> <td></td> <td></td> </tr> <tr> <td>2.5 V6</td> <td></td> <td></td> <td>09.93</td> <td>03.98</td> <td></td> <td></td> <td></td> <td></td> <td></td> </tr> </table> </td> </tr> <tr> <th colspan="2">SAAB 9000 (94-98)</th> </tr> <tr> <td></td> <td> <table border="1"> <tr> <td>2.0 16V</td> <td></td> <td></td> <td>09.93</td> <td>05.98</td> <td>13.0460-5703.2</td> <td>605703</td> <td></td> <td></td> <td>21154 19,5 +/WE ATE</td> </tr> <tr> <td>2.0 16V Turbo</td> <td></td> <td></td> <td>09.93</td> <td>05.98</td> <td></td> <td></td> <td></td> <td></td> <td></td> </tr> <tr> <td>2.3 16V</td> <td></td> <td></td> <td>09.93</td> <td>05.98</td> <td></td> <td></td> <td></td> <td></td> <td></td> </tr> <tr> <td>2.3 16V Turbo</td> <td></td> <td></td> <td>09.93</td> <td>05.98</td> <td></td> <td></td> <td></td> <td></td> <td></td> </tr> <tr> <td>3.0 V6</td> <td></td> <td></td> <td>09.94</td> <td>05.98</td> <td></td> <td></td> <td></td> <td></td> <td></td> </tr> <tr> <td></td> <td> <table border="1"> <tr> <td>2.0 16V</td> <td></td> <td></td> <td>09.93</td> <td>05.98</td> <td>24.0125-0125.1</td> <td>425125</td> <td></td> <td></td> <td>280 25,0 23,0 V</td> </tr> <tr> <td>2.0 16V Turbo</td> <td></td> <td></td> <td>09.93</td> <td>05.98</td> <td></td> <td></td> <td></td> <td></td> <td></td> </tr> <tr> <td>2.3 16V</td> <td></td> <td></td> <td>09.93</td> <td>05.98</td> <td></td> <td></td> <td></td> <td></td> <td></td> </tr> <tr> <td>2.3 16V Turbo</td> <td></td> <td></td> <td>09.93</td> <td>05.98</td> <td></td> <td></td> <td></td> <td></td> <td></td> </tr> <tr> <td>3.0 V6</td> <td></td> <td></td> <td>09.94</td> <td>05.98</td> <td></td> <td></td> <td></td> <td></td> <td></td> </tr> <tr> <td></td> <td> <table border="1"> <tr> <td>2.0 16V</td> <td></td> <td></td> <td>01.96</td> <td>05.98</td> <td>24.0751-1174.1</td> <td>360049</td> <td></td> <td></td> <td>Radsensor L=1100</td> </tr> <tr> <td>2.0 16V Turbo</td> <td></td> <td></td> <td>01.96</td> <td>05.98</td> <td>24.0751-1175.1</td> <td>360050</td> <td></td> <td></td> <td>Radsensor L=1150</td> </tr> <tr> <td>2.3 16V</td> <td></td> <td></td> <td>01.96</td> <td>05.98</td> <td></td> <td></td> <td></td> <td></td> <td></td> </tr> <tr> <td>2.3 16V Turbo</td> <td></td> <td></td> <td>01.96</td> <td>05.98</td> <td></td> <td></td> <td></td> <td></td> <td></td> </tr> <tr> <td>3.0 V6</td> <td></td> <td></td> <td>01.96</td> <td>05.98</td> <td></td> <td></td> <td></td> <td></td> <td></td> </tr> <tr> <td></td> <td> <table border="1"> <tr> <td>2.0 16V</td> <td></td> <td></td> <td>09.93</td> <td>05.98</td> <td>13.0460-3306.2</td> <td>603306</td> <td></td> <td></td> <td>21089 15,0 + ATE</td> </tr> <tr> <td>2.0 16V Turbo</td> <td></td> <td></td> <td>09.93</td> <td>05.98</td> <td></td> <td></td> <td></td> <td></td> <td></td> </tr> <tr> <td>2.3 16V</td> <td></td> <td></td> <td>09.93</td> <td>05.98</td> <td></td> <td></td> <td></td> <td></td> <td></td> </tr> <tr> <td>2.3 16V Turbo</td> <td></td> <td></td> <td>09.93</td> <td>05.98</td> <td></td> <td></td> <td></td> <td></td> <td></td> </tr> <tr> <td>3.0 V6</td> <td></td> <td></td> <td>09.94</td> <td>05.98</td> <td></td> <td></td> <td></td> <td></td> <td></td> </tr> <tr> <td></td> <td> <table border="1"> <tr> <td>2.0 16V</td> <td></td> <td></td> <td>09.93</td> <td>05.98</td> <td>24.0109-0130.1</td> <td>409130</td> <td></td> <td></td> <td>258 9,0 7,5</td> </tr> <tr> <td>2.0 16V Turbo</td> <td></td> <td></td> <td>09.93</td> <td>05.98</td> <td></td> <td></td> <td></td> <td></td> <td></td> </tr> <tr> <td>2.3 16V</td> <td></td> <td></td> <td>09.93</td> <td>05.98</td> <td></td> <td></td> <td></td> <td></td> <td></td> </tr> <tr> <td>2.3 16V Turbo</td> <td></td> <td></td> <td>09.93</td> <td>05.98</td> <td></td> <td></td> <td></td> <td></td> <td></td> </tr> <tr> <td>3.0 V6</td> <td></td> <td></td> <td>09.94</td> <td>05.98</td> <td></td> <td></td> <td></td> <td></td> <td></td> </tr> <tr> <td></td> <td> <table border="1"> <tr> <td>2.0 16V</td> <td></td> <td></td> <td>01.96</td> <td>05.98</td> <td>24.0751-1176.1</td> <td>360051</td> <td></td> <td></td> <td>Radsensor L=1120</td> </tr> <tr>
<td>2.0 16V Turbo</td> <td></td> <td></td> <td>01.96</td> <td>05.98</td> <td>24.0751-1177.1</td> <td>360052</td> <td></td> <td></td> <td>Radsensor L=1120</td> </tr> <tr> <td>2.3 16V</td> <td></td> <td></td> <td>01.96</td> <td>05.98</td> <td></td> <td></td> <td></td> <td></td> <td></td> </tr> <tr> <td>2.3 16V Turbo</td> <td></td> <td></td> <td>01.96</td> <td>05.98</td> <td></td> <td></td> <td></td> <td></td> <td></td> </tr> <tr> <td>3.0 V6</td> <td></td> <td></td> <td>01.96</td> <td>05.98</td> <td></td> <td></td> <td></td> <td></td> <td></td> </tr> </table> </td> </tr> </table></td></tr></table></td></tr></table></td></tr></table></td></tr></table></td></tr></table></td></tr></table> | 2.0 16V Turbo | | | 09.93 | 08.96 | 13.0460-4043.2 | 604043 | | | 21140 15,0 ATE | 2.0 i | | | 09.93 | 08.96 | 13.0460-0217.2 | 610217 | | | Belagsatz-Zubehör ATE | 2.3 16V | | | 09.93 | 08.96 | | | | | | 2.5 V6 | | | 09.93 | 08.96 | | | | | | 2.0 16V Turbo | | | 09.96 | 03.98 | 13.0460-4040.2 | 604040 | | | 21050 15,8 ATE | 2.0 i | | | 09.96 | 03.98 | 13.0460-0347.2 | 610347 | | | Belagsatz-Zubehör | 2.3 16V | | | 09.96 | 03.98 | | | | | | 2.5 V6 | | | 09.96 | 03.98 | | | | | |  | <table border="1"> <tr> <td>2.0 16V Turbo</td> <td></td> <td>V7004689</td> <td>09.93</td> <td></td> <td>24.0110-0249.1</td> <td>410249</td> <td></td> <td></td> <td>260 10,0 8,0</td> </tr> <tr> <td>2.0 16V Turbo</td> <td></td> <td>V2022961</td> <td>09.93</td> <td></td> <td></td> <td></td> <td></td> <td></td>
<td></td> </tr> <tr> <td>2.0 i</td> <td></td> <td>V7004689</td> <td>09.93</td> <td></td> <td></td> <td></td> <td></td> <td></td> <td></td> </tr> <tr> <td>2.0 i</td> <td></td> <td>V2022961</td> <td>09.93</td> <td></td> <td></td> <td></td> <td></td> <td></td> <td></td> </tr> <tr> <td>2.3 16V</td> <td></td> <td>V7004689</td> <td>09.93</td> <td></td> <td></td> <td></td> <td></td> <td></td> <td></td> </tr> <tr> <td>2.3 16V</td> <td></td> <td>V2022961</td> <td>09.93</td> <td></td> <td></td> <td></td> <td></td> <td></td> <td></td> </tr> <tr> <td>2.5 V6</td> <td></td> <td>V7004689</td> <td>09.93</td> <td></td> <td></td> <td></td> <td></td> <td></td> <td></td> </tr> <tr> <td>2.5 V6</td> <td></td> <td>V2022961</td> <td>09.93</td> <td></td> <td></td> <td></td> <td></td> <td></td> <td></td> </tr> <tr> <td>2.0 16V Turbo</td> <td></td> <td>V2022962</td> <td></td> <td>03.98</td> <td>24.0110-0226.1</td> <td>410226</td> <td></td> <td></td> <td>286 10,0 8,0 +S +B</td> </tr> <tr> <td>2.0 16V Turbo</td> <td></td> <td>V7004690</td> <td></td> <td>03.98</td> <td>24.0310-0226.1</td> <td>510226</td> <td></td> <td></td> <td>286 10,0 8,0 +S +B PD</td> </tr> <tr> <td>2.0 i</td> <td></td> <td>V2022962</td> <td></td> <td>03.98</td> <td></td> <td></td> <td></td> <td></td> <td></td> </tr> <tr> <td>2.0 i</td> <td></td> <td>V7004690</td> <td></td> <td>03.98</td> <td></td> <td></td> <td></td> <td></td> <td></td> </tr> <tr> <td>2.3 16V</td> <td></td> <td>V2022962</td> <td></td> <td>03.98</td> <td></td> <td></td> <td></td> <td></td> <td></td> </tr> <tr> <td>2.3 16V</td> <td></td> <td>V7004690</td> <td></td> <td>03.98</td> <td></td> <td></td> <td></td> <td></td> <td></td> </tr> <tr> <td>2.5 V6</td> <td></td> <td>V2022962</td> <td></td> <td>03.98</td> <td></td> <td></td> <td></td> <td></td> <td></td> </tr> <tr> <td>2.5 V6</td> <td></td> <td>V7004690</td> <td></td> <td>03.98</td> <td></td> <td></td> <td></td> <td></td> <td></td> </tr> <tr> <td></td> <td> <table border="1"> <tr> <td>2.0 16V Turbo</td> <td></td> <td></td> <td>09.93</td> <td>03.98</td> <td>03.0137-0172.2</td> <td>650172</td> <td></td> <td></td> <td>160 x 25</td> </tr> <tr> <td>2.0 i</td> <td></td> <td></td> <td>09.93</td> <td>03.98</td> <td></td> <td></td> <td></td> <td></td> <td></td> </tr> <tr> <td>2.3 16V</td> <td></td> <td></td> <td>09.93</td> <td>03.98</td> <td></td> <td></td> <td></td> <td></td> <td></td> </tr> <tr> <td>2.5 V6</td> <td></td> <td></td> <td>09.93</td> <td>03.98</td> <td></td> <td></td> <td></td> <td></td> <td></td> </tr> </table> </td> </tr> <tr> <th colspan="2">SAAB 9000 (94-98)</th> </tr> <tr> <td></td> <td> <table border="1"> <tr> <td>2.0 16V</td> <td></td> <td></td> <td>09.93</td> <td>05.98</td> <td>13.0460-5703.2</td> <td>605703</td> <td></td> <td></td> <td>21154 19,5 +/WE ATE</td> </tr> <tr> <td>2.0 16V Turbo</td> <td></td> <td></td> <td>09.93</td> <td>05.98</td> <td></td> <td></td> <td></td> <td></td> <td></td> </tr> <tr> <td>2.3 16V</td> <td></td> <td></td> <td>09.93</td> <td>05.98</td> <td></td> <td></td> <td></td> <td></td> <td></td> </tr> <tr> <td>2.3 16V Turbo</td> <td></td> <td></td> <td>09.93</td> <td>05.98</td> <td></td> <td></td> <td></td> <td></td> <td></td> </tr> <tr> <td>3.0 V6</td> <td></td> <td></td> <td>09.94</td> <td>05.98</td> <td></td> <td></td> <td></td> <td></td> <td></td> </tr> <tr> <td></td> <td> <table border="1"> <tr> <td>2.0 16V</td> <td></td> <td></td> <td>09.93</td> <td>05.98</td> <td>24.0125-0125.1</td> <td>425125</td> <td></td> <td></td> <td>280 25,0 23,0 V</td> </tr> <tr> <td>2.0 16V Turbo</td> <td></td> <td></td> <td>09.93</td> <td>05.98</td> <td></td> <td></td> <td></td> <td></td> <td></td> </tr> <tr> <td>2.3 16V</td> <td></td> <td></td> <td>09.93</td> <td>05.98</td> <td></td> <td></td> <td></td> <td></td> <td></td> </tr> <tr> <td>2.3 16V Turbo</td> <td></td> <td></td> <td>09.93</td> <td>05.98</td> <td></td> <td></td> <td></td> <td></td> <td></td> </tr> <tr> <td>3.0 V6</td> <td></td> <td></td> <td>09.94</td> <td>05.98</td> <td></td> <td></td> <td></td> <td></td> <td></td> </tr> <tr> <td></td> <td> <table border="1"> <tr> <td>2.0 16V</td> <td></td> <td></td> <td>01.96</td> <td>05.98</td> <td>24.0751-1174.1</td> <td>360049</td> <td></td> <td></td> <td>Radsensor L=1100</td> </tr> <tr> <td>2.0 16V Turbo</td> <td></td> <td></td> <td>01.96</td> <td>05.98</td> <td>24.0751-1175.1</td> <td>360050</td> <td></td> <td></td> <td>Radsensor L=1150</td> </tr> <tr> <td>2.3 16V</td> <td></td> <td></td> <td>01.96</td> <td>05.98</td> <td></td> <td></td> <td></td> <td></td> <td></td> </tr> <tr> <td>2.3 16V Turbo</td> <td></td> <td></td> <td>01.96</td> <td>05.98</td> <td></td> <td></td> <td></td> <td></td> <td></td> </tr> <tr> <td>3.0 V6</td> <td></td> <td></td> <td>01.96</td> <td>05.98</td> <td></td> <td></td> <td></td> <td></td> <td></td> </tr> <tr> <td></td> <td> <table border="1"> <tr> <td>2.0 16V</td> <td></td> <td></td> <td>09.93</td> <td>05.98</td> <td>13.0460-3306.2</td> <td>603306</td> <td></td> <td></td> <td>21089 15,0 + ATE</td> </tr> <tr> <td>2.0 16V Turbo</td> <td></td> <td></td> <td>09.93</td> <td>05.98</td> <td></td> <td></td> <td></td> <td></td> <td></td> </tr> <tr> <td>2.3 16V</td> <td></td> <td></td> <td>09.93</td> <td>05.98</td> <td></td> <td></td> <td></td> <td></td> <td></td> </tr> <tr> <td>2.3 16V Turbo</td> <td></td> <td></td> <td>09.93</td> <td>05.98</td> <td></td> <td></td> <td></td> <td></td> <td></td> </tr> <tr> <td>3.0 V6</td> <td></td> <td></td> <td>09.94</td> <td>05.98</td> <td></td> <td></td> <td></td> <td></td> <td></td> </tr> <tr> <td></td> <td> <table border="1"> <tr> <td>2.0 16V</td> <td></td> <td></td> <td>09.93</td> <td>05.98</td> <td>24.0109-0130.1</td> <td>409130</td> <td></td> <td></td> <td>258 9,0 7,5</td> </tr> <tr> <td>2.0 16V Turbo</td> <td></td> <td></td> <td>09.93</td> <td>05.98</td> <td></td> <td></td> <td></td> <td></td> <td></td> </tr> <tr> <td>2.3 16V</td> <td></td> <td></td> <td>09.93</td> <td>05.98</td> <td></td> <td></td> <td></td> <td></td> <td></td> </tr> <tr> <td>2.3 16V Turbo</td> <td></td> <td></td> <td>09.93</td> <td>05.98</td> <td></td> <td></td> <td></td> <td></td> <td></td> </tr> <tr> <td>3.0 V6</td> <td></td> <td></td> <td>09.94</td> <td>05.98</td> <td></td> <td></td> <td></td> <td></td> <td></td> </tr> <tr> <td></td> <td> <table border="1"> <tr> <td>2.0 16V</td> <td></td> <td></td> <td>01.96</td> <td>05.98</td> <td>24.0751-1176.1</td> <td>360051</td> <td></td> <td></td> <td>Radsensor L=1120</td> </tr> <tr> <td>2.0 16V Turbo</td> <td></td> <td></td> <td>01.96</td> <td>05.98</td> <td>24.0751-1177.1</td> <td>360052</td> <td></td> <td></td> <td>Radsensor L=1120</td> </tr> <tr> <td>2.3 16V</td> <td></td> <td></td> <td>01.96</td> <td>05.98</td> <td></td> <td></td> <td></td> <td></td> <td></td> </tr> <tr> <td>2.3 16V Turbo</td> <td></td> <td></td> <td>01.96</td> <td>05.98</td> <td></td> <td></td> <td></td> <td></td> <td></td> </tr> <tr> <td>3.0 V6</td> <td></td> <td></td> <td>01.96</td> <td>05.98</td> <td></td> <td></td> <td></td> <td></td> <td></td> </tr> </table> </td> </tr> </table></td></tr></table></td></tr></table></td></tr></table></td></tr></table></td></tr></table>
 | 2.0 16V Turbo | | V7004689 | 09.93 | | 24.0110-0249.1 | 410249 | | | 260 10,0 8,0 | 2.0 16V Turbo | | V2022961 | 09.93 | | | | | | | 2.0 i | | V7004689 | 09.93 | | | | | | | 2.0 i | | V2022961 | 09.93 | | | | | | | 2.3 16V | | V7004689 | 09.93 | | | | | | | 2.3 16V | | V2022961 | 09.93 | | | | | | | 2.5 V6 | | V7004689 | 09.93 | | | | | | | 2.5 V6 | | V2022961 | 09.93 | | | | | | | 2.0 16V Turbo |
 | V2022962 | | 03.98 | 24.0110-0226.1 | 410226 | | | 286 10,0 8,0 +S +B | 2.0 16V Turbo | | V7004690 | | 03.98 | 24.0310-0226.1 | 510226 | | | 286 10,0 8,0 +S +B PD | 2.0 i | | V2022962 | | 03.98 | | | | | | 2.0 i | | V7004690 | | 03.98 | | | | | | 2.3 16V | | V2022962 |
 | 03.98 | | | | | | 2.3 16V | | V7004690 | | 03.98 | | | | | | 2.5 V6 | | V2022962 | | 03.98 | | | | | | 2.5 V6 | | V7004690 | | 03.98 | | | | | |  | <table border="1"> <tr> <td>2.0 16V Turbo</td> <td></td> <td></td> <td>09.93</td> <td>03.98</td> <td>03.0137-0172.2</td> <td>650172</td> <td></td> <td></td> <td>160 x 25</td> </tr> <tr> <td>2.0 i</td> <td></td> <td></td> <td>09.93</td> <td>03.98</td> <td></td> <td></td> <td></td> <td></td> <td></td> </tr> <tr> <td>2.3 16V</td> <td></td> <td></td> <td>09.93</td> <td>03.98</td> <td></td> <td></td> <td></td> <td></td> <td></td> </tr> <tr> <td>2.5 V6</td> <td></td> <td></td> <td>09.93</td> <td>03.98</td> <td></td> <td></td> <td></td> <td></td> <td></td> </tr> </table> | 2.0 16V Turbo |
 | | 09.93 | 03.98 | 03.0137-0172.2 | 650172 | | | 160 x 25 | 2.0 i | | | 09.93
 | 03.98 | | | | | | 2.3 16V | | | 09.93 | 03.98 | | | | | | 2.5 V6 | | | 09.93 | 03.98 | | | | | | SAAB 9000 (94-98) | |  | <table border="1"> <tr> <td>2.0 16V</td> <td></td> <td></td> <td>09.93</td> <td>05.98</td> <td>13.0460-5703.2</td> <td>605703</td> <td></td> <td></td> <td>21154 19,5 +/WE ATE</td> </tr> <tr> <td>2.0 16V Turbo</td> <td></td> <td></td> <td>09.93</td> <td>05.98</td> <td></td> <td></td> <td></td> <td></td> <td></td> </tr> <tr> <td>2.3 16V</td> <td></td> <td></td> <td>09.93</td> <td>05.98</td> <td></td> <td></td> <td></td> <td></td> <td></td> </tr> <tr> <td>2.3 16V Turbo</td> <td></td> <td></td> <td>09.93</td> <td>05.98</td> <td></td> <td></td> <td></td> <td></td> <td></td> </tr> <tr> <td>3.0 V6</td> <td></td> <td></td> <td>09.94</td> <td>05.98</td> <td></td> <td></td> <td></td> <td></td> <td></td> </tr> <tr> <td></td> <td> <table border="1"> <tr> <td>2.0 16V</td> <td></td> <td></td> <td>09.93</td> <td>05.98</td> <td>24.0125-0125.1</td> <td>425125</td> <td></td> <td></td> <td>280 25,0 23,0 V</td> </tr> <tr> <td>2.0 16V Turbo</td> <td></td> <td></td> <td>09.93</td> <td>05.98</td> <td></td> <td></td> <td></td> <td></td> <td></td> </tr> <tr> <td>2.3 16V</td> <td></td> <td></td> <td>09.93</td> <td>05.98</td> <td></td> <td></td> <td></td> <td></td> <td></td> </tr> <tr> <td>2.3 16V Turbo</td> <td></td> <td></td> <td>09.93</td> <td>05.98</td> <td></td> <td></td> <td></td> <td></td> <td></td> </tr> <tr> <td>3.0 V6</td> <td></td> <td></td> <td>09.94</td> <td>05.98</td> <td></td> <td></td> <td></td> <td></td> <td></td> </tr> <tr> <td></td> <td> <table border="1"> <tr> <td>2.0 16V</td> <td></td> <td></td> <td>01.96</td> <td>05.98</td> <td>24.0751-1174.1</td> <td>360049</td> <td></td> <td></td> <td>Radsensor L=1100</td> </tr> <tr> <td>2.0 16V Turbo</td> <td></td> <td></td> <td>01.96</td> <td>05.98</td> <td>24.0751-1175.1</td> <td>360050</td> <td></td> <td></td> <td>Radsensor L=1150</td> </tr> <tr> <td>2.3 16V</td> <td></td> <td></td> <td>01.96</td> <td>05.98</td> <td></td> <td></td> <td></td> <td></td> <td></td> </tr> <tr> <td>2.3 16V Turbo</td> <td></td> <td></td> <td>01.96</td> <td>05.98</td> <td></td> <td></td> <td></td> <td></td> <td></td> </tr> <tr> <td>3.0 V6</td> <td></td> <td></td> <td>01.96</td> <td>05.98</td> <td></td> <td></td> <td></td> <td></td> <td></td> </tr> <tr> <td></td> <td> <table border="1"> <tr> <td>2.0 16V</td> <td></td> <td></td> <td>09.93</td> <td>05.98</td> <td>13.0460-3306.2</td> <td>603306</td> <td></td> <td></td> <td>21089 15,0 + ATE</td> </tr> <tr> <td>2.0 16V Turbo</td> <td></td> <td></td> <td>09.93</td> <td>05.98</td> <td></td> <td></td> <td></td> <td></td> <td></td> </tr> <tr> <td>2.3 16V</td> <td></td> <td></td> <td>09.93</td> <td>05.98</td> <td></td> <td></td> <td></td> <td></td> <td></td> </tr> <tr> <td>2.3 16V Turbo</td> <td></td> <td></td> <td>09.93</td> <td>05.98</td> <td></td> <td></td> <td></td> <td></td> <td></td> </tr> <tr> <td>3.0 V6</td> <td></td> <td></td> <td>09.94</td> <td>05.98</td> <td></td> <td></td> <td></td> <td></td> <td></td> </tr> <tr> <td></td> <td> <table border="1"> <tr> <td>2.0 16V</td> <td></td> <td></td> <td>09.93</td> <td>05.98</td> <td>24.0109-0130.1</td> <td>409130</td> <td></td> <td></td> <td>258 9,0 7,5</td> </tr> <tr> <td>2.0 16V Turbo</td> <td></td> <td></td> <td>09.93</td> <td>05.98</td> <td></td> <td></td> <td></td> <td></td> <td></td> </tr> <tr> <td>2.3 16V</td> <td></td> <td></td> <td>09.93</td> <td>05.98</td> <td></td> <td></td> <td></td> <td></td> <td></td> </tr> <tr> <td>2.3 16V Turbo</td> <td></td> <td></td> <td>09.93</td> <td>05.98</td> <td></td> <td></td> <td></td> <td></td> <td></td> </tr> <tr> <td>3.0 V6</td> <td></td> <td></td> <td>09.94</td> <td>05.98</td> <td></td> <td></td> <td></td> <td></td> <td></td> </tr> <tr> <td></td> <td> <table border="1"> <tr> <td>2.0 16V</td> <td></td> <td></td> <td>01.96</td> <td>05.98</td> <td>24.0751-1176.1</td> <td>360051</td> <td></td> <td></td> <td>Radsensor L=1120</td> </tr> <tr> <td>2.0 16V Turbo</td> <td></td> <td></td> <td>01.96</td> <td>05.98</td> <td>24.0751-1177.1</td> <td>360052</td> <td></td> <td></td> <td>Radsensor L=1120</td> </tr> <tr> <td>2.3 16V</td> <td></td> <td></td> <td>01.96</td> <td>05.98</td> <td></td> <td></td> <td></td> <td></td> <td></td> </tr> <tr> <td>2.3 16V Turbo</td> <td></td> <td></td> <td>01.96</td> <td>05.98</td> <td></td> <td></td> <td></td> <td></td> <td></td> </tr> <tr> <td>3.0 V6</td> <td></td> <td></td> <td>01.96</td> <td>05.98</td> <td></td> <td></td> <td></td> <td></td> <td></td> </tr> </table> </td> </tr> </table></td></tr></table></td></tr></table></td></tr></table></td></tr></table> | 2.0 16V | | | 09.93 | 05.98 | 13.0460-5703.2 | 605703 | | | 21154 19,5 +/WE ATE | 2.0 16V Turbo | | | 09.93 | 05.98 | | | | | | 2.3 16V |
 | | 09.93 | 05.98 | | | | | | 2.3 16V Turbo | | | 09.93 | 05.98 | | | | | | 3.0 V6 | | | 09.94 | 05.98 | | | | | |  | <table border="1"> <tr> <td>2.0 16V</td> <td></td> <td></td> <td>09.93</td> <td>05.98</td> <td>24.0125-0125.1</td> <td>425125</td> <td></td> <td></td> <td>280 25,0 23,0 V</td> </tr> <tr> <td>2.0 16V Turbo</td> <td></td> <td></td> <td>09.93</td> <td>05.98</td> <td></td> <td></td> <td></td> <td></td> <td></td> </tr> <tr> <td>2.3 16V</td> <td></td> <td></td> <td>09.93</td> <td>05.98</td> <td></td> <td></td> <td></td> <td></td> <td></td> </tr> <tr> <td>2.3 16V Turbo</td> <td></td> <td></td> <td>09.93</td> <td>05.98</td> <td></td> <td></td> <td></td> <td></td> <td></td> </tr> <tr> <td>3.0 V6</td> <td></td> <td></td> <td>09.94</td> <td>05.98</td> <td></td> <td></td> <td></td> <td></td> <td></td> </tr> <tr> <td></td> <td> <table border="1"> <tr> <td>2.0 16V</td> <td></td> <td></td> <td>01.96</td> <td>05.98</td> <td>24.0751-1174.1</td> <td>360049</td> <td></td> <td></td> <td>Radsensor L=1100</td> </tr> <tr> <td>2.0 16V Turbo</td> <td></td> <td></td> <td>01.96</td> <td>05.98</td> <td>24.0751-1175.1</td> <td>360050</td> <td></td> <td></td> <td>Radsensor L=1150</td> </tr> <tr> <td>2.3 16V</td> <td></td> <td></td> <td>01.96</td> <td>05.98</td> <td></td> <td></td> <td></td> <td></td> <td></td> </tr> <tr> <td>2.3 16V Turbo</td> <td></td> <td></td> <td>01.96</td> <td>05.98</td> <td></td> <td></td> <td></td> <td></td> <td></td> </tr> <tr> <td>3.0 V6</td> <td></td> <td></td> <td>01.96</td> <td>05.98</td> <td></td> <td></td> <td></td> <td></td> <td></td> </tr> <tr> <td></td> <td> <table border="1"> <tr> <td>2.0 16V</td> <td></td> <td></td> <td>09.93</td> <td>05.98</td> <td>13.0460-3306.2</td> <td>603306</td> <td></td> <td></td> <td>21089 15,0 + ATE</td> </tr> <tr> <td>2.0 16V Turbo</td> <td></td> <td></td> <td>09.93</td> <td>05.98</td> <td></td> <td></td> <td></td> <td></td> <td></td> </tr> <tr> <td>2.3 16V</td> <td></td> <td></td> <td>09.93</td> <td>05.98</td> <td></td> <td></td> <td></td> <td></td> <td></td> </tr> <tr> <td>2.3 16V Turbo</td> <td></td> <td></td> <td>09.93</td> <td>05.98</td> <td></td> <td></td> <td></td> <td></td> <td></td> </tr> <tr> <td>3.0 V6</td> <td></td> <td></td> <td>09.94</td> <td>05.98</td> <td></td> <td></td> <td></td> <td></td> <td></td> </tr> <tr> <td></td> <td> <table border="1"> <tr> <td>2.0 16V</td> <td></td> <td></td> <td>09.93</td> <td>05.98</td> <td>24.0109-0130.1</td> <td>409130</td> <td></td> <td></td> <td>258 9,0 7,5</td> </tr> <tr> <td>2.0 16V Turbo</td> <td></td> <td></td> <td>09.93</td> <td>05.98</td> <td></td> <td></td> <td></td> <td></td> <td></td> </tr> <tr> <td>2.3 16V</td> <td></td> <td></td> <td>09.93</td> <td>05.98</td> <td></td> <td></td> <td></td> <td></td> <td></td> </tr> <tr> <td>2.3 16V Turbo</td> <td></td> <td></td> <td>09.93</td> <td>05.98</td> <td></td> <td></td> <td></td> <td></td> <td></td> </tr> <tr> <td>3.0 V6</td> <td></td> <td></td> <td>09.94</td> <td>05.98</td> <td></td> <td></td> <td></td> <td></td> <td></td> </tr> <tr> <td></td> <td> <table border="1"> <tr> <td>2.0 16V</td> <td></td> <td></td> <td>01.96</td> <td>05.98</td> <td>24.0751-1176.1</td> <td>360051</td> <td></td> <td></td> <td>Radsensor L=1120</td> </tr> <tr> <td>2.0 16V Turbo</td> <td></td> <td></td> <td>01.96</td> <td>05.98</td> <td>24.0751-1177.1</td> <td>360052</td> <td></td> <td></td> <td>Radsensor L=1120</td> </tr> <tr> <td>2.3 16V</td> <td></td> <td></td> <td>01.96</td> <td>05.98</td> <td></td> <td></td> <td></td> <td></td> <td></td> </tr> <tr> <td>2.3 16V Turbo</td> <td></td> <td></td> <td>01.96</td> <td>05.98</td> <td></td> <td></td> <td></td> <td></td> <td></td> </tr> <tr> <td>3.0 V6</td> <td></td> <td></td> <td>01.96</td> <td>05.98</td> <td></td> <td></td> <td></td> <td></td> <td></td> </tr> </table> </td> </tr> </table></td></tr></table></td></tr></table></td></tr></table> | 2.0 16V | | | 09.93 | 05.98 | 24.0125-0125.1 | 425125 | | | 280 25,0 23,0 V | 2.0 16V Turbo | | | 09.93 | 05.98 | | | | | | 2.3 16V |
 | | 09.93 | 05.98 | | | | | | 2.3 16V Turbo | | | 09.93 | 05.98 | | | | | | 3.0 V6 | | | 09.94 | 05.98 | | | | | |  | <table border="1"> <tr> <td>2.0 16V</td> <td></td> <td></td> <td>01.96</td> <td>05.98</td> <td>24.0751-1174.1</td> <td>360049</td> <td></td> <td></td> <td>Radsensor L=1100</td> </tr> <tr> <td>2.0 16V Turbo</td> <td></td> <td></td> <td>01.96</td> <td>05.98</td> <td>24.0751-1175.1</td> <td>360050</td> <td></td> <td></td> <td>Radsensor L=1150</td> </tr> <tr> <td>2.3 16V</td> <td></td> <td></td> <td>01.96</td> <td>05.98</td> <td></td> <td></td> <td></td> <td></td> <td></td> </tr> <tr> <td>2.3 16V Turbo</td> <td></td> <td></td> <td>01.96</td> <td>05.98</td> <td></td> <td></td> <td></td> <td></td> <td></td> </tr> <tr> <td>3.0 V6</td> <td></td> <td></td> <td>01.96</td> <td>05.98</td> <td></td> <td></td> <td></td> <td></td> <td></td> </tr> <tr> <td></td> <td> <table border="1"> <tr> <td>2.0 16V</td> <td></td> <td></td> <td>09.93</td> <td>05.98</td> <td>13.0460-3306.2</td> <td>603306</td> <td></td> <td></td> <td>21089 15,0 + ATE</td> </tr> <tr> <td>2.0 16V Turbo</td> <td></td> <td></td> <td>09.93</td> <td>05.98</td> <td></td> <td></td> <td></td> <td></td> <td></td> </tr> <tr> <td>2.3 16V</td> <td></td> <td></td> <td>09.93</td> <td>05.98</td> <td></td> <td></td> <td></td> <td></td> <td></td> </tr> <tr> <td>2.3 16V Turbo</td> <td></td> <td></td> <td>09.93</td> <td>05.98</td> <td></td> <td></td> <td></td> <td></td> <td></td> </tr> <tr> <td>3.0 V6</td> <td></td> <td></td> <td>09.94</td> <td>05.98</td> <td></td> <td></td> <td></td> <td></td> <td></td> </tr> <tr>
<td></td> <td> <table border="1"> <tr> <td>2.0 16V</td> <td></td> <td></td> <td>09.93</td> <td>05.98</td> <td>24.0109-0130.1</td> <td>409130</td> <td></td> <td></td> <td>258 9,0 7,5</td> </tr> <tr> <td>2.0 16V Turbo</td> <td></td> <td></td> <td>09.93</td> <td>05.98</td> <td></td> <td></td> <td></td> <td></td> <td></td> </tr> <tr> <td>2.3 16V</td> <td></td> <td></td> <td>09.93</td> <td>05.98</td> <td></td> <td></td> <td></td> <td></td> <td></td> </tr> <tr> <td>2.3 16V Turbo</td> <td></td> <td></td> <td>09.93</td> <td>05.98</td> <td></td> <td></td> <td></td> <td></td> <td></td> </tr> <tr> <td>3.0 V6</td> <td></td> <td></td> <td>09.94</td> <td>05.98</td> <td></td> <td></td> <td></td> <td></td> <td></td> </tr> <tr> <td></td> <td> <table border="1"> <tr> <td>2.0 16V</td> <td></td> <td></td> <td>01.96</td> <td>05.98</td> <td>24.0751-1176.1</td> <td>360051</td> <td></td> <td></td> <td>Radsensor L=1120</td> </tr> <tr> <td>2.0 16V Turbo</td> <td></td> <td></td> <td>01.96</td> <td>05.98</td> <td>24.0751-1177.1</td> <td>360052</td> <td></td> <td></td> <td>Radsensor L=1120</td> </tr> <tr> <td>2.3 16V</td> <td></td> <td></td> <td>01.96</td> <td>05.98</td> <td></td> <td></td> <td></td> <td></td> <td></td> </tr> <tr> <td>2.3 16V Turbo</td> <td></td> <td></td> <td>01.96</td> <td>05.98</td> <td></td> <td></td> <td></td> <td></td> <td></td> </tr> <tr> <td>3.0 V6</td> <td></td> <td></td> <td>01.96</td> <td>05.98</td> <td></td> <td></td> <td></td> <td></td> <td></td> </tr> </table> </td> </tr> </table></td></tr></table></td></tr></table> | 2.0 16V | | | 01.96 | 05.98 | 24.0751-1174.1 | 360049 |  | | Radsensor L=1100 | 2.0 16V Turbo | | | 01.96 | 05.98 | 24.0751-1175.1 | 360050 |  | | Radsensor L=1150 | 2.3 16V | | | 01.96 | 05.98 | | | | | | 2.3 16V Turbo | | | 01.96 | 05.98 | | | | | | 3.0 V6 | | | 01.96 | 05.98 | | |
 | |  | <table border="1"> <tr> <td>2.0 16V</td> <td></td> <td></td> <td>09.93</td> <td>05.98</td> <td>13.0460-3306.2</td> <td>603306</td> <td></td> <td></td> <td>21089 15,0 + ATE</td> </tr> <tr> <td>2.0 16V Turbo</td> <td></td> <td></td> <td>09.93</td> <td>05.98</td> <td></td> <td></td> <td></td> <td></td> <td></td> </tr> <tr> <td>2.3 16V</td> <td></td> <td></td> <td>09.93</td> <td>05.98</td> <td></td> <td></td> <td></td> <td></td> <td></td> </tr> <tr> <td>2.3 16V Turbo</td> <td></td> <td></td> <td>09.93</td> <td>05.98</td> <td></td> <td></td> <td></td> <td></td> <td></td> </tr> <tr> <td>3.0 V6</td> <td></td> <td></td> <td>09.94</td> <td>05.98</td> <td></td> <td></td> <td></td> <td></td> <td></td> </tr> <tr> <td></td> <td> <table border="1"> <tr> <td>2.0 16V</td> <td></td> <td></td> <td>09.93</td> <td>05.98</td> <td>24.0109-0130.1</td> <td>409130</td> <td></td> <td></td> <td>258 9,0 7,5</td> </tr> <tr> <td>2.0 16V Turbo</td> <td></td> <td></td> <td>09.93</td> <td>05.98</td> <td></td> <td></td> <td></td> <td></td> <td></td> </tr> <tr> <td>2.3 16V</td> <td></td> <td></td> <td>09.93</td> <td>05.98</td> <td></td> <td></td> <td></td> <td></td> <td></td> </tr> <tr> <td>2.3 16V Turbo</td> <td></td> <td></td> <td>09.93</td> <td>05.98</td> <td></td> <td></td> <td></td> <td></td> <td></td> </tr> <tr> <td>3.0 V6</td> <td></td> <td></td> <td>09.94</td> <td>05.98</td> <td></td> <td></td> <td></td> <td></td> <td></td> </tr> <tr> <td></td> <td> <table border="1"> <tr> <td>2.0 16V</td> <td></td> <td></td> <td>01.96</td> <td>05.98</td> <td>24.0751-1176.1</td> <td>360051</td> <td></td> <td></td> <td>Radsensor L=1120</td> </tr> <tr> <td>2.0 16V Turbo</td> <td></td> <td></td> <td>01.96</td> <td>05.98</td> <td>24.0751-1177.1</td> <td>360052</td> <td></td> <td></td> <td>Radsensor L=1120</td> </tr> <tr> <td>2.3 16V</td> <td></td> <td></td> <td>01.96</td> <td>05.98</td> <td></td> <td></td> <td></td> <td></td> <td></td> </tr> <tr> <td>2.3 16V Turbo</td> <td></td> <td></td> <td>01.96</td> <td>05.98</td> <td></td> <td></td> <td></td> <td></td> <td></td> </tr> <tr> <td>3.0 V6</td> <td></td> <td></td> <td>01.96</td> <td>05.98</td> <td></td> <td></td> <td></td> <td></td> <td></td> </tr> </table> </td> </tr> </table></td></tr></table> | 2.0 16V | | | 09.93 | 05.98 | 13.0460-3306.2 | 603306 | | | 21089 15,0 + ATE | 2.0 16V Turbo | | | 09.93 | 05.98 | | | | | | 2.3 16V | | | 09.93 | 05.98 | | | | | | | | | | | | | | | | | | | | | | | | | | | | | | | | | | | | | | | | | | | | | | | | | | | | | | | | | | | | | | | | | | | | | | | | | | | | | | | | | | | | | | | | | | | | | | | | | | | | | | | | | | | | | | | | | | | | | | | | | | | | | | | | | | | | | | | | | | | | | | | | | | | | | | | | | | | | |
 | 2.3 16V Turbo | | | 09.93 | 05.98 | | | | | | 3.0 V6 | | | 09.94 | 05.98 | | | | | |  | <table border="1"> <tr> <td>2.0 16V</td> <td></td> <td></td> <td>09.93</td> <td>05.98</td> <td>24.0109-0130.1</td> <td>409130</td> <td></td> <td></td> <td>258 9,0 7,5</td> </tr> <tr> <td>2.0 16V Turbo</td> <td></td> <td></td> <td>09.93</td> <td>05.98</td> <td></td> <td></td> <td></td> <td></td> <td></td> </tr> <tr> <td>2.3 16V</td> <td></td> <td></td> <td>09.93</td> <td>05.98</td> <td></td> <td></td> <td></td> <td></td> <td></td> </tr> <tr> <td>2.3 16V Turbo</td> <td></td> <td></td> <td>09.93</td> <td>05.98</td> <td></td> <td></td> <td></td> <td></td> <td></td> </tr> <tr> <td>3.0 V6</td> <td></td> <td></td> <td>09.94</td> <td>05.98</td> <td></td> <td></td> <td></td> <td></td> <td></td> </tr> <tr> <td></td> <td> <table border="1"> <tr> <td>2.0 16V</td> <td></td> <td></td> <td>01.96</td> <td>05.98</td> <td>24.0751-1176.1</td> <td>360051</td> <td></td> <td></td> <td>Radsensor L=1120</td> </tr> <tr> <td>2.0 16V Turbo</td> <td></td> <td></td> <td>01.96</td> <td>05.98</td> <td>24.0751-1177.1</td> <td>360052</td> <td></td> <td></td> <td>Radsensor L=1120</td> </tr> <tr> <td>2.3 16V</td> <td></td> <td></td> <td>01.96</td> <td>05.98</td> <td></td> <td></td> <td></td> <td></td> <td></td> </tr> <tr> <td>2.3 16V Turbo</td> <td></td> <td></td> <td>01.96</td> <td>05.98</td> <td></td> <td></td> <td></td> <td></td> <td></td> </tr> <tr> <td>3.0 V6</td> <td></td> <td></td> <td>01.96</td> <td>05.98</td> <td></td> <td></td> <td></td> <td></td> <td></td> </tr> </table> </td> </tr> </table> | 2.0 16V | | | 09.93 | 05.98 | 24.0109-0130.1 | 409130 |
 | | 258 9,0 7,5 | 2.0 16V Turbo | | | 09.93 | 05.98 | | | | | | 2.3 16V | | | 09.93 | 05.98 | | | | | | 2.3 16V Turbo | | | 09.93 | 05.98 | | | | | | 3.0 V6 | | | 09.94 | 05.98 | | | | | |  | <table border="1"> <tr> <td>2.0 16V</td> <td></td> <td></td> <td>01.96</td> <td>05.98</td> <td>24.0751-1176.1</td> <td>360051</td> <td></td> <td></td> <td>Radsensor L=1120</td> </tr> <tr> <td>2.0 16V Turbo</td> <td></td> <td></td> <td>01.96</td> <td>05.98</td> <td>24.0751-1177.1</td> <td>360052</td> <td></td> <td></td> <td>Radsensor L=1120</td> </tr> <tr> <td>2.3 16V</td> <td></td> <td></td> <td>01.96</td> <td>05.98</td> <td></td> <td></td> <td></td> <td></td> <td></td> </tr> <tr> <td>2.3 16V Turbo</td> <td></td> <td></td> <td>01.96</td> <td>05.98</td> <td></td> <td></td> <td></td> <td></td> <td></td> </tr> <tr> <td>3.0 V6</td> <td></td> <td></td> <td>01.96</td> <td>05.98</td> <td></td> <td></td> <td></td> <td></td> <td></td> </tr> </table> | 2.0 16V | | | 01.96 | 05.98 | 24.0751-1176.1 | 360051 |  | | Radsensor L=1120 | 2.0 16V Turbo | | | 01.96 | 05.98 | 24.0751-1177.1 | 360052 |  | | Radsensor L=1120 | 2.3 16V | | | 01.96 | 05.98 | | | | |
 | 2.3 16V Turbo | | | 01.96 | 05.98 | | | | | | 3.0 V6 | | | 01.96 | 05.98 | | | | | | | | | | | | | | | | | | | | | | | | | | | | | | | | | | | | | | | | | | | | | | | | | | | | | | | | | | | | | | | | | | | | | | | | | | | | | | | | | | | | | | | | | | | | | | | | | | | | | | | | | | | | | | | | | | | | | | | | | | | | | | | | | | | | | | | | | | | | | | | | | | | | | | | | | | | | | | | | | | | | | | | | | |
| 2.0 16V Turbo |
 | | 09.93 | 08.96 | 13.0460-4043.2 | 604043 | | | 21140 15,0 ATE | | | | | | | | | | | | | | | | | | | | | | | | | | | | | | | | | | | | | | | | | | | | | | | | | | | | | | | | | | | | | | | | | | | | | | | | | | | | | | | | | | | | | | | | | | | | | | | |
 | | | | | | | | | | | | | | | | | | | | | |
 | | | | | | | | | | | | | | | | | | | | | | | | | | | | | | | | | | | | | | | | | | | | | | | | | | | | | | | | | | | |
 | | | | | | | | | | | | | | | | | | | | | | | | | | | | | | | | | | | | | | | | | |
 | | | | | | | | | | | | | | | | | | | | | | | | | | | | | | | | | | | | | | | |
 | | | | | | | | | | | | | |
 | | | | | | | | | | | | | | | | | | | | | | | | | | | | | | | | | | | | | | | | | | | | | | | | | | | | | | | | | |
 | | | | | | | | | | | | | | | | | | | | | | | | | | | | | | | | | | | | | | | | | | | | | | | | | | | |
 | | | | | | | | | | | | | | | | | | | | | | | | | | | | | | | | | | | | | | | | | | | |
 | | | | | | | | | | | | | | | | | | | | | | | | | | | | | | | | | | | | | |
 | | | | | | | | | | | | | | | | | | | | | | | | | | | | | | | | | | | | | | | | | | | |
 | | | | | | | | | | | | | | | | | | | | | | | | | | | | | | | | | | | | | | | | | | | | | | | | | | | | | | | | | | | |
 | | | | | | | | | | | | | | | | | | | | | | | | | | | | | | | | | | | | | | | | | | | | | | | | | | | | | | | | | | | | | | | | | | | | | | | | | | | | | | | | | | | | | | | | | | | | | | | | | | | | | | | |
 | | | | | | | | | | | | | | | | | | | | | | | | | | | | | | | | | | | | | | | | | | | | | | | | | | | | | | | | | | | | | | | | | | | | | | | | | | | | | | | | | | | | | | | | | | | | | | | | | | | | | | |
| 2.0 i |
 | | 09.93 | 08.96 | 13.0460-0217.2 | 610217 | | | Belagsatz-Zubehör ATE | | | | | | | | | | | | | | | | | | | | | | | | | | | | | | | | | | | | | | | | | | | | | | | | | | | | | | | | | | | | | | | | | | | | | | | | | | | | | | | | | | | | | | | | | | | | | | | |
 | | | | | | | | | | | | | | | | | | | | | |
 | | | | | | | | | | | | | | | | | | | | | | | | | | | | | | | | | | | | | | | | | | | | | | | | | | | | | | | | | | | |
 | | | | | | | | | | | | | | | | | | | | | | | | | | | | | | | | | | | | | | | | | |
 | | | | | | | | | | | | | | | | | | | | | | | | | | | | | | | | | | | | | | | |
 | | | | | | | | | | | | | |
 | | | | | | | | | | | | | | | | | | | | | | | | | | | | | | | | | | | | | | | | | | | | | | | | | | | | | | | | | |
 | | | | | | | | | | | | | | | | | | | | | | | | | | | | | | | | | | | | | | | | | | | | | | | | | | | |
 | | | | | | | | | | | | | | | | | | | | | | | | | | | | | | | | | | | | | | | | | | | |
 | | | | | | | | | | | | | | | | | | | | | | | | | | | | | | | | | | | | | |
 | | | | | | | | | | | | | | | | | | | | | | | | | | | | | | | | | | | | | | | | | | | |
 | | | | | | | | | | | | | | | | | | | | | | | | | | | | | | | | | | | | | | | | | | | | | | | | | | | | | | | | | | | |
 | | | | | | | | | | | | | | | | | | | | | | | | | | | | | | | | | | | | | | | | | | | | | | | | | | | | | | | | | | | | | | | | | | | | | | | | | | | | | | | | | | | | | | | | | | | | | | | | | | | | | | | |
 | | | | | | | | | | | | | | | | | | | | | | | | | | | | | | | | | | | | | | | | | | | | | | | | | | | | | | | | | | | | | | | | | | | | | | | | | | | | | | | | | | | | | | | | | | | | | | | | | | | | | | |
| 2.3 16V |
 | | 09.93 | 08.96 | | | | | | | | | | | | | | | | | | | | | | | | | | | | | | | | | | | | | | | | | | | | | | | | | | | | | | | | | | | | | | | | | | | | | | | | | | | | | | | | | | | | | | | | | | | | | | | | | | | | |
 | | | | | | | | | | | | | | | | | | | | | |
 | | | | | | | | | | | | | | | | | | | | | | | | | | | | | | | | | | | | | | | | | | | | | | | | | | | | | | | | | | | |
 | | | | | | | | | | | | | | | | | | | | | | | | | | | | | | | | | | | | | | | | | |
 | | | | | | | | | | | | | | | | | | | | | | | | | | | | | | | | | | | | | | | |
 | | | | | | | | | | | | | |
 | | | | | | | | | | | | | | | | | | | | | | | | | | | | | | | | | | | | | | | | | | | | | | | | | | | | | | | | | |
 | | | | | | | | | | | | | | | | | | | | | | | | | | | | | | | | | | | | | | | | | | | | | | | | | | | |
 | | | | | | | | | | | | | | | | | | | | | | | | | | | | | | | | | | | | | | | | | | | |
 | | | | | | | | | | | | | | | | | | | | | | | | | | | | | | | | | | | | | |
 | | | | | | | | | | | | | | | | | | | | | | | | | | | | | | | | | | | | | | | | | | | |
 | | | | | | | | | | | | | | | | | | | | | | | | | | | | | | | | | | | | | | | | | | | | | | | | | | | | | | | | | | | |
 | | | | | | | | | | | | | | | | | | | | | | | | | | | | | | | | | | | | | | | | | | | | | | | | | | | | | | | | | | | | | | | | | | | | | | | | | | | | | | | | | | | | | | | | | | | | | | | | | | | | | | | |
 | | | | | | | | | | | | | | | | | | | | | | | | | | | | | | | | | | | | | | | | | | | | | | | | | | | | | | | | | | | | | | | | | | | | | | | | | | | | | | | | | | | | | | | | | | | | | | | | | | | | | | |
| 2.5 V6 |
 | | 09.93 | 08.96 | | | | | | | | | | | | | | | | | | | | | | | | | | | | | | | | | | | | | | | | | | | | | | | | | | | | | | | | | | | | | | | | | | | | | | | | | | | | | | | | | | | | | | | | | | | | | | | | | | | | |
 | | | | | | | | | | | | | | | | | | | | | |
 | | | | | | | | | | | | | | | | | | | | | | | | | | | | | | | | | | | | | | | | | | | | | | | | | | | | | | | | | | | |
 | | | | | | | | | | | | | | | | | | | | | | | | | | | | | | | | | | | | | | | | | |
 | | | | | | | | | | | | | | | | | | | | | | | | | | | | | | | | | | | | | | | |
 | | | | | | | | | | | | | |
 | | | | | | | | | | | | | | | | | | | | | | | | | | | | | | | | | | | | | | | | | | | | | | | | | | | | | | | | | |
 | | | | | | | | | | | | | | | | | | | | | | | | | | | | | | | | | | | | | | | | | | | | | | | | | | | |
 | | | | | | | | | | | | | | | | | | | | | | | | | | | | | | | | | | | | | | | | | | | |
 | | | | | | | | | | | | | | | | | | | | | | | | | | | | | | | | | | | | | |
 | | | | | | | | | | | | | | | | | | | | | | | | | | | | | | | | | | | | | | | | | | | |
 | | | | | | | | | | | | | | | | | | | | | | | | | | | | | | | | | | | | | | | | | | | | | | | | | | | | | | | | | | | |
 | | | | | | | | | | | | | | | | | | | | | | | | | | | | | | | | | | | | | | | | | | | | | | | | | | | | | | | | | | | | | | | | | | | | | | | | | | | | | | | | | | | | | | | | | | | | | | | | | | | | | | | |
 | | | | | | | | | | | | | | | | | | | | | | | | | | | | | | | | | | | | | | | | | | | | | | | | | | | | | | | | | | | | | | | | | | | | | | | | | | | | | | | | | | | | | | | | | | | | | | | | | | | | | | |
| 2.0 16V Turbo |
 | | 09.96 | 03.98 | 13.0460-4040.2 | 604040 | | | 21050 15,8 ATE | | | | | | | | | | | | | | | | | | | | | | | | | | | | | | | | | | | | | | | | | | | | | | | | | | | | | | | | | | | | | | | | | | | | | | | | | | | | | | | | | | | | | | | | | | | | | | | |
 | | | | | | | | | | | | | | | | | | | | | |
 | | | | | | | | | | | | | | | | | | | | | | | | | | | | | | | | | | | | | | | | | | | | | | | | | | | | | | | | | | | |
 | | | | | | | | | | | | | | | | | | | | | | | | | | | | | | | | | | | | | | | | | |
 | | | | | | | | | | | | | | | | | | | | | | | | | | | | | | | | | | | | | | | |
 | | | | | | | | | | | | | |
 | | | | | | | | | | | | | | | | | | | | | | | | | | | | | | | | | | | | | | | | | | | | | | | | | | | | | | | | | |
 | | | | | | | | | | | | | | | | | | | | | | | | | | | | | | | | | | | | | | | | | | | | | | | | | | | |
 | | | | | | | | | | | | | | | | | | | | | | | | | | | | | | | | | | | | | | | | | | | |
 | | | | | | | | | | | | | | | | | | | | | | | | | | | | | | | | | | | | | |
 | | | | | | | | | | | | | | | | | | | | | | | | | | | | | | | | | | | | | | | | | | | |
 | | | | | | | | | | | | | | | | | | | | | | | | | | | | | | | | | | | | | | | | | | | | | | | | | | | | | | | | | | | |
 | | | | | | | | | | | | | | | | | | | | | | | | | | | | | | | | | | | | | | | | | | | | | | | | | | | | | | | | | | | | | | | | | | | | | | | | | | | | | | | | | | | | | | | | | | | | | | | | | | | | | | | |
 | | | | | | | | | | | | | | | | | | | | | | | | | | | | | | | | | | | | | | | | | | | | | | | | | | | | | | | | | | | | | | | | | | | | | | | | | | | | | | | | | | | | | | | | | | | | | | | | | | | | | | |
| 2.0 i |
 | | 09.96 | 03.98 | 13.0460-0347.2 | 610347 | | | Belagsatz-Zubehör | | | | | | | | | | | | | | | | | | | | | | | | | | | | | | | | | | | | | | | | | | | | | | | | | | | | | | | | | | | | | | | | | | | | | | | | | | | | | | | | | | | | | | | | | | | | | | | |
 | | | | | | | | | | | | | | | | | | | | | |
 | | | | | | | | | | | | | | | | | | | | | | | | | | | | | | | | | | | | | | | | | | | | | | | | | | | | | | | | | | | |
 | | | | | | | | | | | | | | | | | | | | | | | | | | | | | | | | | | | | | | | | | |
 | | | | | | | | | | | | | | | | | | | | | | | | | | | | | | | | | | | | | | | |
 | | | | | | | | | | | | | |
 | | | | | | | | | | | | | | | | | | | | | | | | | | | | | | | | | | | | | | | | | | | | | | | | | | | | | | | | | |
 | | | | | | | | | | | | | | | | | | | | | | | | | | | | | | | | | | | | | | | | | | | | | | | | | | | |
 | | | | | | | | | | | | | | | | | | | | | | | | | | | | | | | | | | | | | | | | | | | |
 | | | | | | | | | | | | | | | | | | | | | | | | | | | | | | | | | | | | | |
 | | | | | | | | | | | | | | | | | | | | | | | | | | | | | | | | | | | | | | | | | | | |
 | | | | | | | | | | | | | | | | | | | | | | | | | | | | | | | | | | | | | | | | | | | | | | | | | | | | | | | | | | | |
 | | | | | | | | | | | | | | | | | | | | | | | | | | | | | | | | | | | | | | | | | | | | | | | | | | | | | | | | | | | | | | | | | | | | | | | | | | | | | | | | | | | | | | | | | | | | | | | | | | | | | | | |
 | | | | | | | | | | | | | | | | | | | | | | | | | | | | | | | | | | | | | | | | | | | | | | | | | | | | | | | | | | | | | | | | | | | | | | | | | | | | | | | | | | | | | | | | | | | | | | | | | | | | | | |
| 2.3 16V |
 | | 09.96 | 03.98 | | | | | | | | | | | | | | | | | | | | | | | | | | | | | | | | | | | | | | | | | | | | | | | | | | | | | | | | | | | | | | | | | | | | | | | | | | | | | | | | | | | | | | | | | | | | | | | | | | | | |
 | | | | | | | | | | | | | | | | | | | | | |
 | | | | | | | | | | | | | | | | | | | | | | | | | | | | | | | | | | | | | | | | | | | | | | | | | | | | | | | | | | | |
 | | | | | | | | | | | | | | | | | | | | | | | | | | | | | | | | | | | | | | | | | |
 | | | | | | | | | | | | | | | | | | | | | | | | | | | | | | | | | | | | | | | |
 | | | | | | | | | | | | | |
 | | | | | | | | | | | | | | | | | | | | | | | | | | | | | | | | | | | | | | | | | | | | | | | | | | | | | | | | | |
 | | | | | | | | | | | | | | | | | | | | | | | | | | | | | | | | | | | | | | | | | | | | | | | | | | | |
 | | | | | | | | | | | | | | | | | | | | | | | | | | | | | | | | | | | | | | | | | | | |
 | | | | | | | | | | | | | | | | | | | | | | | | | | | | | | | | | | | | | |
 | | | | | | | | | | | | | | | | | | | | | | | | | | | | | | | | | | | | | | | | | | | |
 | | | | | | | | | | | | | | | | | | | | | | | | | | | | | | | | | | | | | | | | | | | | | | | | | | | | | | | | | | | |
 | | | | | | | | | | | | | | | | | | | | | | | | | | | | | | | | | | | | | | | | | | | | | | | | | | | | | | | | | | | | | | | | | | | | | | | | | | | | | | | | | | | | | | | | | | | | | | | | | | | | | | | |
 | | | | | | | | | | | | | | | | | | | | | | | | | | | | | | | | | | | | | | | | | | | | | | | | | | | | | | | | | | | | | | | | | | | | | | | | | | | | | | | | | | | | | | | | | | | | | | | | | | | | | | |
| 2.5 V6 |
 | | 09.96 | 03.98 | | | | | | | | | | | | | | | | | | | | | | | | | | | | | | | | | | | | | | | | | | | | | | | | | | | | | | | | | | | | | | | | | | | | | | | | | | | | | | | | | | | | | | | | | | | | | | | | | | | | |
 | | | | | | | | | | | | | | | | | | | | | |
 | | | | | | | | | | | | | | | | | | | | | | | | | | | | | | | | | | | | | | | | | | | | | | | | | | | | | | | | | | | |
 | | | | | | | | | | | | | | | | | | | | | | | | | | | | | | | | | | | | | | | | | |
 | | | | | | | | | | | | | | | | | | | | | | | | | | | | | | | | | | | | | | | |
 | | | | | | | | | | | | | |
 | | | | | | | | | | | | | | | | | | | | | | | | | | | | | | | | | | | | | | | | | | | | | | | | | | | | | | | | | |
 | | | | | | | | | | | | | | | | | | | | | | | | | | | | | | | | | | | | | | | | | | | | | | | | | | | |
 | | | | | | | | | | | | | | | | | | | | | | | | | | | | | | | | | | | | | | | | | | | |
 | | | | | | | | | | | | | | | | | | | | | | | | | | | | | | | | | | | | | |
 | | | | | | | | | | | | | | | | | | | | | | | | | | | | | | | | | | | | | | | | | | | |
 | | | | | | | | | | | | | | | | | | | | | | | | | | | | | | | | | | | | | | | | | | | | | | | | | | | | | | | | | | | |
 | | | | | | | | | | | | | | | | | | | | | | | | | | | | | | | | | | | | | | | | | | | | | | | | | | | | | | | | | | | | | | | | | | | | | | | | | | | | | | | | | | | | | | | | | | | | | | | | | | | | | | | |
 | | | | | | | | | | | | | | | | | | | | | | | | | | | | | | | | | | | | | | | | | | | | | | | | | | | | | | | | | | | | | | | | | | | | | | | | | | | | | | | | | | | | | | | | | | | | | | | | | | | | | | |
|  | <table border="1"> <tr> <td>2.0 16V Turbo</td> <td></td> <td>V7004689</td> <td>09.93</td> <td></td> <td>24.0110-0249.1</td> <td>410249</td> <td></td> <td></td> <td>260 10,0 8,0</td> </tr> <tr> <td>2.0 16V Turbo</td> <td></td> <td>V2022961</td> <td>09.93</td> <td></td> <td></td> <td></td> <td></td> <td></td> <td></td> </tr> <tr> <td>2.0 i</td> <td></td> <td>V7004689</td> <td>09.93</td> <td></td> <td></td> <td></td> <td></td> <td></td> <td></td> </tr> <tr> <td>2.0 i</td> <td></td> <td>V2022961</td> <td>09.93</td> <td></td> <td></td> <td></td> <td></td> <td></td> <td></td> </tr> <tr> <td>2.3 16V</td> <td></td> <td>V7004689</td> <td>09.93</td> <td></td> <td></td> <td></td> <td></td> <td></td> <td></td> </tr> <tr> <td>2.3 16V</td> <td></td> <td>V2022961</td> <td>09.93</td> <td></td> <td></td> <td></td> <td></td> <td></td> <td></td> </tr> <tr> <td>2.5 V6</td> <td></td> <td>V7004689</td> <td>09.93</td> <td></td> <td></td> <td></td> <td></td> <td></td> <td></td> </tr> <tr> <td>2.5 V6</td> <td></td> <td>V2022961</td> <td>09.93</td> <td></td> <td></td> <td></td> <td></td> <td></td> <td></td> </tr> <tr> <td>2.0 16V Turbo</td> <td></td> <td>V2022962</td> <td></td> <td>03.98</td> <td>24.0110-0226.1</td> <td>410226</td> <td></td> <td></td> <td>286 10,0 8,0 +S +B</td> </tr> <tr> <td>2.0 16V Turbo</td> <td></td> <td>V7004690</td> <td></td> <td>03.98</td> <td>24.0310-0226.1</td> <td>510226</td> <td></td> <td></td> <td>286 10,0 8,0 +S +B PD</td> </tr> <tr> <td>2.0 i</td> <td></td> <td>V2022962</td> <td></td> <td>03.98</td> <td></td> <td></td> <td></td> <td></td> <td></td> </tr> <tr> <td>2.0 i</td> <td></td> <td>V7004690</td> <td></td> <td>03.98</td> <td></td> <td></td> <td></td> <td></td> <td></td> </tr> <tr> <td>2.3 16V</td> <td></td> <td>V2022962</td> <td></td> <td>03.98</td> <td></td> <td></td> <td></td> <td></td> <td></td> </tr> <tr> <td>2.3 16V</td> <td></td> <td>V7004690</td> <td></td> <td>03.98</td> <td></td> <td></td> <td></td> <td></td> <td></td> </tr> <tr> <td>2.5 V6</td> <td></td> <td>V2022962</td> <td></td> <td>03.98</td> <td></td> <td></td> <td></td> <td></td> <td></td> </tr> <tr> <td>2.5 V6</td> <td></td> <td>V7004690</td> <td></td> <td>03.98</td> <td></td> <td></td> <td></td> <td></td> <td></td> </tr> <tr> <td></td> <td> <table border="1"> <tr> <td>2.0 16V Turbo</td> <td></td> <td></td> <td>09.93</td> <td>03.98</td> <td>03.0137-0172.2</td> <td>650172</td> <td></td> <td></td> <td>160 x 25</td> </tr> <tr> <td>2.0 i</td> <td></td> <td></td> <td>09.93</td> <td>03.98</td> <td></td> <td></td> <td></td> <td></td> <td></td> </tr> <tr> <td>2.3 16V</td> <td></td> <td></td> <td>09.93</td> <td>03.98</td> <td></td> <td></td> <td></td> <td></td> <td></td> </tr> <tr> <td>2.5 V6</td> <td></td> <td></td> <td>09.93</td> <td>03.98</td> <td></td> <td></td> <td></td> <td></td> <td></td> </tr> </table> </td> </tr> <tr> <th colspan="2">SAAB 9000 (94-98)</th> </tr> <tr> <td></td> <td> <table border="1"> <tr> <td>2.0 16V</td> <td></td> <td></td> <td>09.93</td> <td>05.98</td> <td>13.0460-5703.2</td> <td>605703</td> <td></td> <td></td> <td>21154 19,5 +/WE ATE</td> </tr> <tr> <td>2.0 16V Turbo</td> <td></td> <td></td> <td>09.93</td> <td>05.98</td> <td></td> <td></td> <td></td> <td></td> <td></td> </tr> <tr> <td>2.3 16V</td> <td></td> <td></td> <td>09.93</td> <td>05.98</td> <td></td> <td></td> <td></td> <td></td> <td></td> </tr> <tr> <td>2.3 16V Turbo</td> <td></td> <td></td> <td>09.93</td> <td>05.98</td> <td></td> <td></td> <td></td> <td></td> <td></td> </tr> <tr> <td>3.0 V6</td> <td></td> <td></td> <td>09.94</td> <td>05.98</td> <td></td> <td></td> <td></td> <td></td> <td></td> </tr> <tr> <td></td> <td> <table border="1"> <tr> <td>2.0 16V</td> <td></td> <td></td> <td>09.93</td> <td>05.98</td> <td>24.0125-0125.1</td> <td>425125</td> <td></td> <td></td> <td>280 25,0 23,0 V</td> </tr> <tr> <td>2.0 16V Turbo</td> <td></td> <td></td> <td>09.93</td> <td>05.98</td> <td></td> <td></td> <td></td> <td></td> <td></td> </tr> <tr> <td>2.3 16V</td> <td></td> <td></td> <td>09.93</td> <td>05.98</td> <td></td> <td></td> <td></td> <td></td> <td></td> </tr> <tr> <td>2.3 16V Turbo</td> <td></td> <td></td> <td>09.93</td> <td>05.98</td> <td></td> <td></td> <td></td> <td></td> <td></td> </tr> <tr> <td>3.0 V6</td> <td></td> <td></td> <td>09.94</td> <td>05.98</td> <td></td> <td></td> <td></td> <td></td> <td></td> </tr> <tr> <td></td> <td> <table border="1"> <tr> <td>2.0 16V</td> <td></td> <td></td> <td>01.96</td> <td>05.98</td> <td>24.0751-1174.1</td> <td>360049</td> <td></td> <td></td> <td>Radsensor L=1100</td> </tr> <tr> <td>2.0 16V Turbo</td> <td></td> <td></td> <td>01.96</td> <td>05.98</td> <td>24.0751-1175.1</td> <td>360050</td> <td></td> <td></td> <td>Radsensor L=1150</td> </tr> <tr> <td>2.3 16V</td> <td></td> <td></td> <td>01.96</td> <td>05.98</td> <td></td> <td></td> <td></td> <td></td> <td></td> </tr> <tr> <td>2.3 16V Turbo</td> <td></td> <td></td> <td>01.96</td> <td>05.98</td> <td></td> <td></td> <td></td> <td></td> <td></td> </tr> <tr> <td>3.0 V6</td> <td></td> <td></td> <td>01.96</td> <td>05.98</td> <td></td> <td></td> <td></td> <td></td> <td></td> </tr> <tr> <td></td> <td> <table border="1"> <tr> <td>2.0 16V</td> <td></td> <td></td> <td>09.93</td> <td>05.98</td> <td>13.0460-3306.2</td> <td>603306</td> <td></td> <td></td> <td>21089 15,0 + ATE</td> </tr> <tr> <td>2.0 16V Turbo</td> <td></td> <td></td> <td>09.93</td> <td>05.98</td> <td></td> <td></td> <td></td> <td></td> <td></td> </tr> <tr> <td>2.3 16V</td> <td></td> <td></td> <td>09.93</td> <td>05.98</td> <td></td> <td></td> <td></td> <td></td> <td></td> </tr> <tr> <td>2.3 16V Turbo</td> <td></td> <td></td> <td>09.93</td> <td>05.98</td> <td></td> <td></td> <td></td> <td></td> <td></td> </tr> <tr> <td>3.0 V6</td> <td></td> <td></td> <td>09.94</td> <td>05.98</td> <td></td> <td></td> <td></td> <td></td> <td></td> </tr> <tr> <td></td> <td> <table border="1"> <tr> <td>2.0 16V</td> <td></td> <td></td> <td>09.93</td> <td>05.98</td> <td>24.0109-0130.1</td> <td>409130</td> <td></td> <td></td> <td>258 9,0 7,5</td> </tr> <tr> <td>2.0 16V Turbo</td> <td></td> <td></td> <td>09.93</td> <td>05.98</td> <td></td> <td></td> <td></td> <td></td> <td></td> </tr> <tr> <td>2.3 16V</td> <td></td> <td></td> <td>09.93</td> <td>05.98</td> <td></td> <td></td> <td></td> <td></td> <td></td> </tr> <tr> <td>2.3 16V Turbo</td> <td></td> <td></td> <td>09.93</td> <td>05.98</td> <td></td> <td></td> <td></td> <td></td> <td></td> </tr> <tr> <td>3.0 V6</td> <td></td> <td></td> <td>09.94</td> <td>05.98</td> <td></td> <td></td> <td></td> <td></td> <td></td> </tr> <tr> <td></td> <td> <table border="1"> <tr> <td>2.0 16V</td> <td></td> <td></td> <td>01.96</td> <td>05.98</td> <td>24.0751-1176.1</td> <td>360051</td> <td></td> <td></td> <td>Radsensor L=1120</td> </tr> <tr> <td>2.0 16V Turbo</td> <td></td> <td></td> <td>01.96</td> <td>05.98</td> <td>24.0751-1177.1</td> <td>360052</td> <td></td> <td></td> <td>Radsensor L=1120</td> </tr> <tr> <td>2.3 16V</td> <td></td> <td></td> <td>01.96</td> <td>05.98</td> <td></td> <td></td> <td></td> <td></td> <td></td> </tr> <tr> <td>2.3 16V Turbo</td> <td></td> <td></td> <td>01.96</td> <td>05.98</td> <td></td> <td></td> <td></td> <td></td> <td></td> </tr> <tr> <td>3.0 V6</td> <td></td> <td></td> <td>01.96</td> <td>05.98</td> <td></td> <td></td> <td></td> <td></td> <td></td> </tr> </table> </td> </tr> </table></td></tr></table></td></tr></table></td></tr></table></td></tr></table></td></tr></table>
 | 2.0 16V Turbo | | V7004689 | 09.93 | | 24.0110-0249.1 | 410249 | | | 260 10,0 8,0 | 2.0 16V Turbo | | V2022961 | 09.93 | | | | | | | 2.0 i | | V7004689 | 09.93 | | | | | | | 2.0 i | | V2022961 | 09.93 | | | | | | | 2.3 16V | | V7004689 | 09.93 | | | | | | | 2.3 16V | | V2022961 | 09.93 | | | | | | | 2.5 V6 | | V7004689 | 09.93 | | | | | | | 2.5 V6 | | V2022961 | 09.93 | | | | | | | 2.0 16V Turbo |

 | V2022962 | | 03.98 | 24.0110-0226.1 | 410226 | | | 286 10,0 8,0 +S +B | 2.0 16V Turbo | | V7004690 | | 03.98 | 24.0310-0226.1 | 510226 | | | 286 10,0 8,0 +S +B PD | 2.0 i | | V2022962 | | 03.98 | | | | | | 2.0 i | | V7004690 | | 03.98 | | | | | | 2.3 16V | | V2022962 | | 03.98 | | | | | | 2.3 16V | | V7004690 | | 03.98 | | | | | | 2.5 V6 | | V2022962 | | 03.98 | | | | | | 2.5 V6 | | V7004690 | | 03.98 | | | | | |  | <table border="1"> <tr> <td>2.0 16V Turbo</td> <td></td> <td></td> <td>09.93</td> <td>03.98</td> <td>03.0137-0172.2</td> <td>650172</td> <td></td> <td></td> <td>160 x 25</td> </tr> <tr> <td>2.0 i</td> <td></td> <td></td> <td>09.93</td> <td>03.98</td> <td></td> <td></td> <td></td> <td></td> <td></td> </tr> <tr> <td>2.3 16V</td> <td></td> <td></td> <td>09.93</td> <td>03.98</td> <td></td> <td></td> <td></td> <td></td> <td></td> </tr> <tr> <td>2.5 V6</td> <td></td> <td></td> <td>09.93</td> <td>03.98</td> <td></td> <td></td> <td></td> <td></td> <td></td> </tr> </table> | 2.0 16V Turbo |
 | | 09.93 | 03.98 | 03.0137-0172.2 | 650172 | | | 160 x 25 | 2.0 i | | | 09.93 | 03.98 | | | | | | 2.3 16V | | | 09.93 | 03.98 | | | | | | 2.5 V6 | | | 09.93 | 03.98 | | | | | | SAAB 9000 (94-98) | |  | <table border="1"> <tr> <td>2.0 16V</td> <td></td> <td></td> <td>09.93</td> <td>05.98</td> <td>13.0460-5703.2</td> <td>605703</td> <td></td> <td></td> <td>21154 19,5 +/WE ATE</td> </tr> <tr> <td>2.0 16V Turbo</td> <td></td> <td></td> <td>09.93</td> <td>05.98</td> <td></td> <td></td> <td></td> <td></td> <td></td> </tr> <tr> <td>2.3 16V</td> <td></td> <td></td> <td>09.93</td> <td>05.98</td> <td></td> <td></td> <td></td> <td></td> <td></td> </tr> <tr> <td>2.3 16V Turbo</td> <td></td> <td></td> <td>09.93</td> <td>05.98</td> <td></td> <td></td> <td></td> <td></td> <td></td> </tr> <tr> <td>3.0 V6</td> <td></td> <td></td> <td>09.94</td> <td>05.98</td> <td></td> <td></td> <td></td> <td></td> <td></td> </tr> <tr> <td></td> <td> <table border="1"> <tr> <td>2.0 16V</td> <td></td> <td></td> <td>09.93</td> <td>05.98</td>
<td>24.0125-0125.1</td> <td>425125</td> <td></td> <td></td> <td>280 25,0 23,0 V</td> </tr> <tr> <td>2.0 16V Turbo</td> <td></td> <td></td> <td>09.93</td> <td>05.98</td> <td></td> <td></td> <td></td> <td></td> <td></td> </tr> <tr> <td>2.3 16V</td> <td></td> <td></td> <td>09.93</td> <td>05.98</td> <td></td> <td></td> <td></td> <td></td> <td></td> </tr> <tr> <td>2.3 16V Turbo</td> <td></td> <td></td> <td>09.93</td> <td>05.98</td> <td></td> <td></td> <td></td> <td></td> <td></td> </tr> <tr> <td>3.0 V6</td> <td></td> <td></td> <td>09.94</td> <td>05.98</td> <td></td> <td></td> <td></td> <td></td> <td></td> </tr> <tr> <td></td> <td> <table border="1"> <tr> <td>2.0 16V</td> <td></td> <td></td> <td>01.96</td> <td>05.98</td> <td>24.0751-1174.1</td> <td>360049</td> <td></td> <td></td> <td>Radsensor L=1100</td> </tr> <tr> <td>2.0 16V Turbo</td> <td></td> <td></td> <td>01.96</td> <td>05.98</td> <td>24.0751-1175.1</td> <td>360050</td> <td></td> <td></td> <td>Radsensor L=1150</td> </tr> <tr> <td>2.3 16V</td> <td></td> <td></td> <td>01.96</td> <td>05.98</td> <td></td> <td></td> <td></td> <td></td> <td></td> </tr> <tr> <td>2.3 16V Turbo</td> <td></td> <td></td> <td>01.96</td> <td>05.98</td> <td></td> <td></td> <td></td> <td></td> <td></td> </tr> <tr> <td>3.0 V6</td> <td></td> <td></td> <td>01.96</td> <td>05.98</td> <td></td> <td></td> <td></td> <td></td> <td></td> </tr> <tr> <td></td> <td> <table border="1"> <tr> <td>2.0 16V</td> <td></td> <td></td> <td>09.93</td> <td>05.98</td> <td>13.0460-3306.2</td> <td>603306</td> <td></td> <td></td> <td>21089 15,0 + ATE</td> </tr> <tr> <td>2.0 16V Turbo</td> <td></td> <td></td> <td>09.93</td> <td>05.98</td> <td></td> <td></td> <td></td> <td></td> <td></td> </tr> <tr> <td>2.3 16V</td> <td></td> <td></td> <td>09.93</td> <td>05.98</td> <td></td> <td></td> <td></td> <td></td> <td></td> </tr> <tr> <td>2.3 16V Turbo</td> <td></td> <td></td> <td>09.93</td> <td>05.98</td> <td></td> <td></td> <td></td> <td></td> <td></td> </tr> <tr> <td>3.0 V6</td> <td></td> <td></td> <td>09.94</td> <td>05.98</td> <td></td> <td></td> <td></td> <td></td> <td></td> </tr> <tr> <td></td> <td> <table border="1"> <tr> <td>2.0 16V</td> <td></td> <td></td> <td>09.93</td> <td>05.98</td> <td>24.0109-0130.1</td> <td>409130</td> <td></td> <td></td> <td>258 9,0 7,5</td> </tr> <tr> <td>2.0 16V Turbo</td> <td></td> <td></td> <td>09.93</td> <td>05.98</td> <td></td> <td></td> <td></td> <td></td> <td></td> </tr> <tr> <td>2.3 16V</td> <td></td> <td></td> <td>09.93</td> <td>05.98</td> <td></td> <td></td> <td></td> <td></td> <td></td> </tr> <tr> <td>2.3 16V Turbo</td> <td></td> <td></td> <td>09.93</td> <td>05.98</td> <td></td> <td></td> <td></td> <td></td> <td></td> </tr> <tr> <td>3.0 V6</td> <td></td> <td></td> <td>09.94</td> <td>05.98</td> <td></td> <td></td> <td></td> <td></td> <td></td> </tr> <tr> <td></td> <td> <table border="1"> <tr> <td>2.0 16V</td> <td></td> <td></td> <td>01.96</td> <td>05.98</td> <td>24.0751-1176.1</td> <td>360051</td> <td></td> <td></td> <td>Radsensor L=1120</td> </tr> <tr> <td>2.0 16V Turbo</td> <td></td> <td></td> <td>01.96</td> <td>05.98</td> <td>24.0751-1177.1</td> <td>360052</td> <td></td> <td></td> <td>Radsensor L=1120</td> </tr> <tr> <td>2.3 16V</td> <td></td> <td></td> <td>01.96</td> <td>05.98</td> <td></td> <td></td> <td></td> <td></td> <td></td> </tr> <tr> <td>2.3 16V Turbo</td> <td></td> <td></td> <td>01.96</td> <td>05.98</td> <td></td> <td></td> <td></td> <td></td> <td></td> </tr> <tr> <td>3.0 V6</td> <td></td> <td></td> <td>01.96</td> <td>05.98</td> <td></td> <td></td> <td></td> <td></td> <td></td> </tr> </table> </td> </tr> </table></td></tr></table></td></tr></table></td></tr></table></td></tr></table> | 2.0 16V | | | 09.93 | 05.98 | 13.0460-5703.2 | 605703 | | | 21154 19,5 +/WE ATE | 2.0 16V Turbo | | | 09.93 | 05.98 | | | | | | 2.3 16V | | | 09.93 | 05.98 | | | | | | 2.3 16V Turbo | | | 09.93 | 05.98 | | | | |
 | 3.0 V6 | | | 09.94 | 05.98 | | | | | |  | <table border="1"> <tr> <td>2.0 16V</td> <td></td> <td></td> <td>09.93</td> <td>05.98</td> <td>24.0125-0125.1</td> <td>425125</td> <td></td> <td></td> <td>280 25,0 23,0 V</td> </tr> <tr> <td>2.0 16V Turbo</td> <td></td> <td></td> <td>09.93</td> <td>05.98</td> <td></td> <td></td> <td></td> <td></td> <td></td> </tr> <tr> <td>2.3 16V</td> <td></td> <td></td> <td>09.93</td> <td>05.98</td> <td></td> <td></td> <td></td> <td></td> <td></td> </tr> <tr> <td>2.3 16V Turbo</td> <td></td> <td></td> <td>09.93</td> <td>05.98</td> <td></td> <td></td> <td></td> <td></td> <td></td> </tr> <tr> <td>3.0 V6</td> <td></td> <td></td> <td>09.94</td> <td>05.98</td> <td></td> <td></td> <td></td> <td></td> <td></td> </tr> <tr> <td></td> <td> <table border="1"> <tr> <td>2.0 16V</td> <td></td> <td></td> <td>01.96</td> <td>05.98</td> <td>24.0751-1174.1</td> <td>360049</td> <td></td> <td></td> <td>Radsensor L=1100</td> </tr> <tr> <td>2.0 16V Turbo</td> <td></td> <td></td> <td>01.96</td> <td>05.98</td> <td>24.0751-1175.1</td> <td>360050</td> <td></td> <td></td> <td>Radsensor L=1150</td> </tr> <tr> <td>2.3 16V</td> <td></td> <td></td> <td>01.96</td> <td>05.98</td> <td></td> <td></td> <td></td> <td></td> <td></td> </tr> <tr> <td>2.3 16V Turbo</td> <td></td> <td></td> <td>01.96</td> <td>05.98</td> <td></td> <td></td> <td></td> <td></td> <td></td> </tr> <tr> <td>3.0 V6</td> <td></td> <td></td> <td>01.96</td> <td>05.98</td> <td></td> <td></td> <td></td> <td></td> <td></td> </tr> <tr> <td></td> <td> <table border="1"> <tr> <td>2.0 16V</td> <td></td> <td></td> <td>09.93</td> <td>05.98</td> <td>13.0460-3306.2</td> <td>603306</td> <td></td> <td></td> <td>21089 15,0 + ATE</td> </tr> <tr> <td>2.0 16V Turbo</td> <td></td> <td></td> <td>09.93</td> <td>05.98</td> <td></td> <td></td> <td></td> <td></td> <td></td> </tr> <tr> <td>2.3 16V</td> <td></td> <td></td> <td>09.93</td> <td>05.98</td> <td></td> <td></td> <td></td> <td></td> <td></td> </tr> <tr> <td>2.3 16V Turbo</td> <td></td> <td></td> <td>09.93</td> <td>05.98</td> <td></td> <td></td> <td></td> <td></td> <td></td> </tr> <tr> <td>3.0 V6</td> <td></td> <td></td> <td>09.94</td> <td>05.98</td> <td></td> <td></td> <td></td> <td></td> <td></td> </tr> <tr> <td></td> <td> <table border="1"> <tr> <td>2.0 16V</td> <td></td> <td></td> <td>09.93</td> <td>05.98</td> <td>24.0109-0130.1</td> <td>409130</td>
<td></td> <td></td> <td>258 9,0 7,5</td> </tr> <tr> <td>2.0 16V Turbo</td> <td></td> <td></td> <td>09.93</td> <td>05.98</td> <td></td> <td></td> <td></td> <td></td> <td></td> </tr> <tr> <td>2.3 16V</td> <td></td> <td></td> <td>09.93</td> <td>05.98</td> <td></td> <td></td> <td></td> <td></td> <td></td> </tr> <tr> <td>2.3 16V Turbo</td> <td></td> <td></td> <td>09.93</td> <td>05.98</td> <td></td> <td></td> <td></td> <td></td> <td></td> </tr> <tr> <td>3.0 V6</td> <td></td> <td></td> <td>09.94</td> <td>05.98</td> <td></td> <td></td> <td></td> <td></td> <td></td> </tr> <tr> <td></td> <td> <table border="1"> <tr> <td>2.0 16V</td> <td></td> <td></td> <td>01.96</td> <td>05.98</td> <td>24.0751-1176.1</td> <td>360051</td> <td></td> <td></td> <td>Radsensor L=1120</td> </tr> <tr> <td>2.0 16V Turbo</td> <td></td> <td></td> <td>01.96</td> <td>05.98</td> <td>24.0751-1177.1</td> <td>360052</td> <td></td> <td></td> <td>Radsensor L=1120</td> </tr> <tr> <td>2.3 16V</td> <td></td> <td></td> <td>01.96</td> <td>05.98</td> <td></td> <td></td> <td></td> <td></td> <td></td> </tr> <tr> <td>2.3 16V Turbo</td> <td></td> <td></td> <td>01.96</td> <td>05.98</td> <td></td> <td></td> <td></td> <td></td> <td></td> </tr> <tr> <td>3.0 V6</td> <td></td> <td></td> <td>01.96</td> <td>05.98</td> <td></td> <td></td> <td></td> <td></td> <td></td> </tr> </table> </td> </tr> </table></td></tr></table></td></tr></table></td></tr></table> | 2.0 16V | | | 09.93 | 05.98 | 24.0125-0125.1 | 425125 | | | 280 25,0 23,0 V | 2.0 16V Turbo | | | 09.93 | 05.98 | | | | | | 2.3 16V | | | 09.93 | 05.98 | | | | | | 2.3 16V Turbo | | | 09.93 | 05.98 | | | | | | 3.0 V6 | | | 09.94 | 05.98 | | | | | |  | <table border="1"> <tr> <td>2.0 16V</td> <td></td> <td></td> <td>01.96</td> <td>05.98</td> <td>24.0751-1174.1</td> <td>360049</td> <td></td> <td></td> <td>Radsensor L=1100</td> </tr> <tr> <td>2.0 16V Turbo</td> <td></td> <td></td> <td>01.96</td> <td>05.98</td> <td>24.0751-1175.1</td> <td>360050</td> <td></td> <td></td> <td>Radsensor L=1150</td> </tr> <tr> <td>2.3 16V</td> <td></td> <td></td> <td>01.96</td> <td>05.98</td> <td></td> <td></td> <td></td> <td></td> <td></td> </tr> <tr> <td>2.3 16V Turbo</td> <td></td> <td></td> <td>01.96</td>
<td>05.98</td> <td></td> <td></td> <td></td> <td></td> <td></td> </tr> <tr> <td>3.0 V6</td> <td></td> <td></td> <td>01.96</td> <td>05.98</td> <td></td> <td></td> <td></td> <td></td> <td></td> </tr> <tr> <td></td> <td> <table border="1"> <tr> <td>2.0 16V</td> <td></td> <td></td> <td>09.93</td> <td>05.98</td> <td>13.0460-3306.2</td> <td>603306</td> <td></td> <td></td> <td>21089 15,0 + ATE</td> </tr> <tr> <td>2.0 16V Turbo</td> <td></td> <td></td> <td>09.93</td> <td>05.98</td> <td></td> <td></td> <td></td> <td></td> <td></td> </tr> <tr> <td>2.3 16V</td> <td></td> <td></td> <td>09.93</td> <td>05.98</td> <td></td> <td></td> <td></td> <td></td> <td></td> </tr> <tr> <td>2.3 16V Turbo</td> <td></td> <td></td> <td>09.93</td> <td>05.98</td> <td></td> <td></td> <td></td> <td></td> <td></td> </tr> <tr> <td>3.0 V6</td> <td></td> <td></td> <td>09.94</td> <td>05.98</td> <td></td> <td></td> <td></td> <td></td> <td></td> </tr> <tr> <td></td> <td> <table border="1"> <tr> <td>2.0 16V</td> <td></td> <td></td> <td>09.93</td> <td>05.98</td> <td>24.0109-0130.1</td> <td>409130</td> <td></td> <td></td> <td>258 9,0 7,5</td> </tr> <tr> <td>2.0 16V Turbo</td> <td></td> <td></td> <td>09.93</td> <td>05.98</td> <td></td> <td></td> <td></td> <td></td> <td></td> </tr> <tr> <td>2.3 16V</td> <td></td> <td></td> <td>09.93</td> <td>05.98</td> <td></td> <td></td> <td></td> <td></td> <td></td> </tr> <tr> <td>2.3 16V Turbo</td> <td></td> <td></td> <td>09.93</td> <td>05.98</td> <td></td> <td></td> <td></td> <td></td> <td></td> </tr> <tr> <td>3.0 V6</td> <td></td> <td></td> <td>09.94</td> <td>05.98</td> <td></td> <td></td> <td></td> <td></td> <td></td> </tr> <tr> <td></td> <td> <table border="1"> <tr> <td>2.0 16V</td> <td></td> <td></td> <td>01.96</td> <td>05.98</td> <td>24.0751-1176.1</td> <td>360051</td> <td></td> <td></td> <td>Radsensor L=1120</td> </tr> <tr> <td>2.0 16V Turbo</td> <td></td> <td></td> <td>01.96</td> <td>05.98</td> <td>24.0751-1177.1</td> <td>360052</td> <td></td> <td></td> <td>Radsensor L=1120</td> </tr> <tr> <td>2.3 16V</td> <td></td> <td></td> <td>01.96</td> <td>05.98</td> <td></td> <td></td> <td></td> <td></td> <td></td> </tr> <tr> <td>2.3 16V Turbo</td> <td></td> <td></td> <td>01.96</td> <td>05.98</td> <td></td> <td></td> <td></td> <td></td> <td></td> </tr> <tr> <td>3.0 V6</td> <td></td> <td></td> <td>01.96</td> <td>05.98</td> <td></td> <td></td> <td></td> <td></td> <td></td> </tr> </table> </td> </tr> </table></td></tr></table></td></tr></table> | 2.0 16V | | | 01.96 | 05.98 | 24.0751-1174.1 | 360049 |  | | Radsensor L=1100 | 2.0 16V Turbo | | | 01.96 | 05.98 | 24.0751-1175.1 | 360050 |  | | Radsensor L=1150 | 2.3 16V | | | 01.96 | 05.98 | | | | | | 2.3 16V Turbo | | | 01.96 | 05.98 | | | | | | 3.0 V6 | | | 01.96 | 05.98 | | | | | |  | <table border="1"> <tr> <td>2.0 16V</td> <td></td> <td></td> <td>09.93</td> <td>05.98</td> <td>13.0460-3306.2</td> <td>603306</td> <td></td> <td></td> <td>21089 15,0 + ATE</td> </tr> <tr> <td>2.0 16V Turbo</td> <td></td> <td></td> <td>09.93</td> <td>05.98</td> <td></td> <td></td> <td></td> <td></td> <td></td> </tr> <tr> <td>2.3 16V</td> <td></td> <td></td> <td>09.93</td> <td>05.98</td> <td></td> <td></td> <td></td> <td></td> <td></td> </tr> <tr> <td>2.3 16V Turbo</td> <td></td> <td></td> <td>09.93</td>
<td>05.98</td> <td></td> <td></td> <td></td> <td></td> <td></td> </tr> <tr> <td>3.0 V6</td> <td></td> <td></td> <td>09.94</td> <td>05.98</td> <td></td> <td></td> <td></td> <td></td> <td></td> </tr> <tr> <td></td> <td> <table border="1"> <tr> <td>2.0 16V</td> <td></td> <td></td> <td>09.93</td> <td>05.98</td> <td>24.0109-0130.1</td> <td>409130</td> <td></td> <td></td> <td>258 9,0 7,5</td> </tr> <tr> <td>2.0 16V Turbo</td> <td></td> <td></td> <td>09.93</td> <td>05.98</td> <td></td> <td></td> <td></td> <td></td> <td></td> </tr> <tr> <td>2.3 16V</td> <td></td> <td></td> <td>09.93</td> <td>05.98</td> <td></td> <td></td> <td></td> <td></td> <td></td> </tr> <tr> <td>2.3 16V Turbo</td> <td></td> <td></td> <td>09.93</td> <td>05.98</td> <td></td> <td></td> <td></td> <td></td> <td></td> </tr> <tr> <td>3.0 V6</td> <td></td> <td></td> <td>09.94</td> <td>05.98</td> <td></td> <td></td> <td></td> <td></td> <td></td> </tr> <tr> <td></td> <td> <table border="1"> <tr> <td>2.0 16V</td> <td></td> <td></td> <td>01.96</td> <td>05.98</td> <td>24.0751-1176.1</td> <td>360051</td> <td></td> <td></td> <td>Radsensor L=1120</td> </tr> <tr> <td>2.0 16V Turbo</td> <td></td> <td></td> <td>01.96</td> <td>05.98</td> <td>24.0751-1177.1</td> <td>360052</td> <td></td> <td></td> <td>Radsensor L=1120</td> </tr> <tr> <td>2.3 16V</td> <td></td> <td></td> <td>01.96</td> <td>05.98</td> <td></td> <td></td> <td></td> <td></td> <td></td> </tr> <tr> <td>2.3 16V Turbo</td> <td></td> <td></td> <td>01.96</td> <td>05.98</td> <td></td> <td></td> <td></td> <td></td> <td></td> </tr> <tr> <td>3.0 V6</td> <td></td> <td></td> <td>01.96</td> <td>05.98</td> <td></td> <td></td> <td></td> <td></td> <td></td> </tr> </table> </td> </tr> </table></td></tr></table> | 2.0 16V | | | 09.93 | 05.98 | 13.0460-3306.2 | 603306 | | | 21089 15,0 + ATE | 2.0 16V Turbo | | | 09.93 | 05.98 | | | | | | 2.3 16V | | | 09.93 | 05.98 | | | | |
 | 2.3 16V Turbo | | | 09.93 | 05.98 | | | | | | 3.0 V6 | | | 09.94 | 05.98 | | | | | |  | <table border="1"> <tr> <td>2.0 16V</td> <td></td> <td></td> <td>09.93</td> <td>05.98</td> <td>24.0109-0130.1</td> <td>409130</td> <td></td> <td></td> <td>258 9,0 7,5</td> </tr> <tr> <td>2.0 16V Turbo</td> <td></td> <td></td> <td>09.93</td> <td>05.98</td> <td></td> <td></td> <td></td> <td></td> <td></td> </tr> <tr> <td>2.3 16V</td> <td></td> <td></td> <td>09.93</td> <td>05.98</td> <td></td> <td></td> <td></td> <td></td> <td></td> </tr> <tr> <td>2.3 16V Turbo</td> <td></td> <td></td> <td>09.93</td> <td>05.98</td> <td></td> <td></td> <td></td> <td></td> <td></td> </tr> <tr> <td>3.0 V6</td> <td></td> <td></td> <td>09.94</td> <td>05.98</td> <td></td> <td></td> <td></td> <td></td> <td></td> </tr> <tr> <td></td> <td> <table border="1"> <tr> <td>2.0 16V</td> <td></td> <td></td> <td>01.96</td> <td>05.98</td> <td>24.0751-1176.1</td> <td>360051</td> <td></td> <td></td> <td>Radsensor L=1120</td> </tr> <tr> <td>2.0 16V Turbo</td> <td></td> <td></td> <td>01.96</td> <td>05.98</td> <td>24.0751-1177.1</td> <td>360052</td> <td></td> <td></td> <td>Radsensor L=1120</td> </tr> <tr> <td>2.3 16V</td> <td></td> <td></td> <td>01.96</td> <td>05.98</td> <td></td> <td></td> <td></td> <td></td> <td></td> </tr> <tr> <td>2.3 16V Turbo</td> <td></td> <td></td> <td>01.96</td> <td>05.98</td> <td></td> <td></td> <td></td> <td></td> <td></td> </tr> <tr> <td>3.0 V6</td> <td></td> <td></td> <td>01.96</td> <td>05.98</td> <td></td> <td></td> <td></td> <td></td> <td></td> </tr> </table> </td> </tr> </table> | 2.0 16V | | | 09.93 | 05.98 | 24.0109-0130.1 | 409130 | | | 258 9,0 7,5 | 2.0 16V Turbo | | | 09.93 | 05.98 | | | | | | 2.3 16V | | | 09.93 | 05.98 | | | | |
 | 2.3 16V Turbo | | | 09.93 | 05.98 | | | | | | 3.0 V6 | | | 09.94 | 05.98 | | | | | |  | <table border="1"> <tr> <td>2.0 16V</td> <td></td> <td></td> <td>01.96</td> <td>05.98</td> <td>24.0751-1176.1</td> <td>360051</td> <td></td> <td></td> <td>Radsensor L=1120</td> </tr> <tr> <td>2.0 16V Turbo</td> <td></td> <td></td> <td>01.96</td> <td>05.98</td> <td>24.0751-1177.1</td> <td>360052</td> <td></td> <td></td> <td>Radsensor L=1120</td> </tr> <tr> <td>2.3 16V</td> <td></td> <td></td> <td>01.96</td> <td>05.98</td> <td></td> <td></td> <td></td> <td></td> <td></td> </tr> <tr> <td>2.3 16V Turbo</td> <td></td> <td></td> <td>01.96</td> <td>05.98</td> <td></td> <td></td> <td></td> <td></td> <td></td> </tr> <tr> <td>3.0 V6</td> <td></td> <td></td> <td>01.96</td> <td>05.98</td> <td></td> <td></td> <td></td> <td></td> <td></td> </tr> </table> | 2.0 16V | | | 01.96 | 05.98 | 24.0751-1176.1 | 360051 | 
 | | Radsensor L=1120 | 2.0 16V Turbo | | | 01.96 | 05.98 | 24.0751-1177.1 | 360052 |  | | Radsensor L=1120 | 2.3 16V | | | 01.96 | 05.98 | | | | | | 2.3 16V Turbo | | | 01.96 | 05.98 | | | | | | | | | | | | | | | | | | | | | | | | | | | | | | | | | | | | | | | | | | | | | | | | | | | | | | | | | | | | | | | | | | | | | | | | | | | | | | | | | | | | | | | | | | | | | | | | | | | | | | | | | | | | | | | | | | | | | | | | | | | | | | | | | | | | | | | | | | | | | | | | | | | | | | | | | | | | | |
 | 3.0 V6 | | | 01.96 | 05.98 | | | | | | | | | | | | | | | | | | | | | | | | | | | | | | | | | | | | | | | | | | | | | | | | | | | | | | | | | | | | | | | | | | |
 | | | | | | | | | | | | | | | | | | | | | | | | | | | | | | | | | | | | | | | | | | | | | | | | | | | | | | | | | | | | | | | | | | | | | | | | | | | | | | | | | | | | | | | | | | | | | | | | | | | | | | | | | | | | | | | | | | | | | | | | | | | | | | | | | | | | | | | | | | | | | | | | | | | | | | | | | | | | | | | | | | | | | | | | | | | | | | | | | | | | | | | | |
| 2.0 16V Turbo |
 | V7004689 | 09.93 | | 24.0110-0249.1 | 410249 | | | 260 10,0 8,0 | | | | | | | | | | | | | | | | | | | | | | | | | | | | | | | | | | | | | | | | | | | | | | | | | | | | | | | | | | | | | | | | | | | | | | | | | | | | | | | | | | | | | | | | | | | | | | | |
 | | | | | | | | | | | | | | | | | | | | | |
 | | | | | | | | | | | | | | | | | | | | | | | | | | | | | | | | | | | | | | | | | | | | | | | | | | | | | | | | | | | |
 | | | | | | | | | | | | | | | | | | | | | | | | | | | | | | | | | | | | | | | | | |
 | | | | | | | | | | | | | | | | | | | | | | | | | | | | | | | | | | | | | | | |
 | | | | | | | | | | | | | |
 | | | | | | | | | | | | | | | | | | | | | | | | | | | | | | | | | | | | | | | | | | | | | | | | | | | | | | | | | |
 | | | | | | | | | | | | | | | | | | | | | | | | | | | | | | | | | | | | | | | | | | | | | | | | | | | |
 | | | | | | | | | | | | | | | | | | | | | | | | | | | | | | | | | | | | | | | | | | | |
 | | | | | | | | | | | | | | | | | | | | | | | | | | | | | | | | | | | | | |
 | | | | | | | | | | | | | | | | | | | | | | | | | | | | | | | | | | | | | | | | | | | |
 | | | | | | | | | | | | | | | | | | | | | | | | | | | | | | | | | | | | | | | | | | | | | | | | | | | | | | | | | | | |
 | | | | | | | | | | | | | | | | | | | | | | | | | | | | | | | | | | | | | | | | | | | | | | | | | | | | | | | | | | | | | | | | | | | | | | | | | | | | | | | | | | | | | | | | | | | | | | | | | | | | | | | |
 | | | | | | | | | | | | | | | | | | | | | | | | | | | | | | | | | | | | | | | | | | | | | | | | | | | | | | | | | | | | | | | | | | | | | | | | | | | | | | | | | | | | | | | | | | | | | | | | | | | | | | |
| 2.0 16V Turbo |
 | V2022961 | 09.93 | | | | | | | | | | | | | | | | | | | | | | | | | | | | | | | | | | | | | | | | | | | | | | | | | | | | | | | | | | | | | | | | | | | | | | | | | | | | | | | | | | | | | | | | | | | | | | | | | | | | | |
 | | | | | | | | | | | | | | | | | | | | | |
 | | | | | | | | | | | | | | | | | | | | | | | | | | | | | | | | | | | | | | | | | | | | | | | | | | | | | | | | | | | |
 | | | | | | | | | | | | | | | | | | | | | | | | | | | | | | | | | | | | | | | | | |
 | | | | | | | | | | | | | | | | | | | | | | | | | | | | | | | | | | | | | | | |
 | | | | | | | | | | | | | |
 | | | | | | | | | | | | | | | | | | | | | | | | | | | | | | | | | | | | | | | | | | | | | | | | | | | | | | | | | |
 | | | | | | | | | | | | | | | | | | | | | | | | | | | | | | | | | | | | | | | | | | | | | | | | | | | |
 | | | | | | | | | | | | | | | | | | | | | | | | | | | | | | | | | | | | | | | | | | | |
 | | | | | | | | | | | | | | | | | | | | | | | | | | | | | | | | | | | | | |
 | | | | | | | | | | | | | | | | | | | | | | | | | | | | | | | | | | | | | | | | | | | |
 | | | | | | | | | | | | | | | | | | | | | | | | | | | | | | | | | | | | | | | | | | | | | | | | | | | | | | | | | | | |
 | | | | | | | | | | | | | | | | | | | | | | | | | | | | | | | | | | | | | | | | | | | | | | | | | | | | | | | | | | | | | | | | | | | | | | | | | | | | | | | | | | | | | | | | | | | | | | | | | | | | | | | |
 | | | | | | | | | | | | | | | | | | | | | | | | | | | | | | | | | | | | | | | | | | | | | | | | | | | | | | | | | | | | | | | | | | | | | | | | | | | | | | | | | | | | | | | | | | | | | | | | | | | | | | |
| 2.0 i |
 | V7004689 | 09.93 | | | | | | | | | | | | | | | | | | | | | | | | | | | | | | | | | | | | | | | | | | | | | | | | | | | | | | | | | | | | | | | | | | | | | | | | | | | | | | | | | | | | | | | | | | | | | | | | | | | | | |
 | | | | | | | | | | | | | | | | | | | | | |
 | | | | | | | | | | | | | | | | | | | | | | | | | | | | | | | | | | | | | | | | | | | | | | | | | | | | | | | | | | | |
 | | | | | | | | | | | | | | | | | | | | | | | | | | | | | | | | | | | | | | | | | |
 | | | | | | | | | | | | | | | | | | | | | | | | | | | | | | | | | | | | | | | |
 | | | | | | | | | | | | | |
 | | | | | | | | | | | | | | | | | | | | | | | | | | | | | | | | | | | | | | | | | | | | | | | | | | | | | | | | | |
 | | | | | | | | | | | | | | | | | | | | | | | | | | | | | | | | | | | | | | | | | | | | | | | | | | | |
 | | | | | | | | | | | | | | | | | | | | | | | | | | | | | | | | | | | | | | | | | | | |
 | | | | | | | | | | | | | | | | | | | | | | | | | | | | | | | | | | | | | |
 | | | | | | | | | | | | | | | | | | | | | | | | | | | | | | | | | | | | | | | | | | | |
 | | | | | | | | | | | | | | | | | | | | | | | | | | | | | | | | | | | | | | | | | | | | | | | | | | | | | | | | | | | |
 | | | | | | | | | | | | | | | | | | | | | | | | | | | | | | | | | | | | | | | | | | | | | | | | | | | | | | | | | | | | | | | | | | | | | | | | | | | | | | | | | | | | | | | | | | | | | | | | | | | | | | | |
 | | | | | | | | | | | | | | | | | | | | | | | | | | | | | | | | | | | | | | | | | | | | | | | | | | | | | | | | | | | | | | | | | | | | | | | | | | | | | | | | | | | | | | | | | | | | | | | | | | | | | | |
| 2.0 i |
 | V2022961 | 09.93 | | | | | | | | | | | | | | | | | | | | | | | | | | | | | | | | | | | | | | | | | | | | | | | | | | | | | | | | | | | | | | | | | | | | | | | | | | | | | | | | | | | | | | | | | | | | | | | | | | | | | |
 | | | | | | | | | | | | | | | | | | | | | |
 | | | | | | | | | | | | | | | | | | | | | | | | | | | | | | | | | | | | | | | | | | | | | | | | | | | | | | | | | | | |
 | | | | | | | | | | | | | | | | | | | | | | | | | | | | | | | | | | | | | | | | | |
 | | | | | | | | | | | | | | | | | | | | | | | | | | | | | | | | | | | | | | | |
 | | | | | | | | | | | | | |
 | | | | | | | | | | | | | | | | | | | | | | | | | | | | | | | | | | | | | | | | | | | | | | | | | | | | | | | | | |
 | | | | | | | | | | | | | | | | | | | | | | | | | | | | | | | | | | | | | | | | | | | | | | | | | | | |
 | | | | | | | | | | | | | | | | | | | | | | | | | | | | | | | | | | | | | | | | | | | |
 | | | | | | | | | | | | | | | | | | | | | | | | | | | | | | | | | | | | | |
 | | | | | | | | | | | | | | | | | | | | | | | | | | | | | | | | | | | | | | | | | | | |
 | | | | | | | | | | | | | | | | | | | | | | | | | | | | | | | | | | | | | | | | | | | | | | | | | | | | | | | | | | | |
 | | | | | | | | | | | | | | | | | | | | | | | | | | | | | | | | | | | | | | | | | | | | | | | | | | | | | | | | | | | | | | | | | | | | | | | | | | | | | | | | | | | | | | | | | | | | | | | | | | | | | | | |
 | | | | | | | | | | | | | | | | | | | | | | | | | | | | | | | | | | | | | | | | | | | | | | | | | | | | | | | | | | | | | | | | | | | | | | | | | | | | | | | | | | | | | | | | | | | | | | | | | | | | | | |
| 2.3 16V |
 | V7004689 | 09.93 | | | | | | | | | | | | | | | | | | | | | | | | | | | | | | | | | | | | | | | | | | | | | | | | | | | | | | | | | | | | | | | | | | | | | | | | | | | | | | | | | | | | | | | | | | | | | | | | | | | | | |
 | | | | | | | | | | | | | | | | | | | | | |
 | | | | | | | | | | | | | | | | | | | | | | | | | | | | | | | | | | | | | | | | | | | | | | | | | | | | | | | | | | | |
 | | | | | | | | | | | | | | | | | | | | | | | | | | | | | | | | | | | | | | | | | |
 | | | | | | | | | | | | | | | | | | | | | | | | | | | | | | | | | | | | | | | |
 | | | | | | | | | | | | | |
 | | | | | | | | | | | | | | | | | | | | | | | | | | | | | | | | | | | | | | | | | | | | | | | | | | | | | | | | | |
 | | | | | | | | | | | | | | | | | | | | | | | | | | | | | | | | | | | | | | | | | | | | | | | | | | | |
 | | | | | | | | | | | | | | | | | | | | | | | | | | | | | | | | | | | | | | | | | | | |
 | | | | | | | | | | | | | | | | | | | | | | | | | | | | | | | | | | | | | |
 | | | | | | | | | | | | | | | | | | | | | | | | | | | | | | | | | | | | | | | | | | | |
 | | | | | | | | | | | | | | | | | | | | | | | | | | | | | | | | | | | | | | | | | | | | | | | | | | | | | | | | | | | |
 | | | | | | | | | | | | | | | | | | | | | | | | | | | | | | | | | | | | | | | | | | | | | | | | | | | | | | | | | | | | | | | | | | | | | | | | | | | | | | | | | | | | | | | | | | | | | | | | | | | | | | | |
 | | | | | | | | | | | | | | | | | | | | | | | | | | | | | | | | | | | | | | | | | | | | | | | | | | | | | | | | | | | | | | | | | | | | | | | | | | | | | | | | | | | | | | | | | | | | | | | | | | | | | | |
| 2.3 16V |
 | V2022961 | 09.93 | | | | | | | | | | | | | | | | | | | | | | | | | | | | | | | | | | | | | | | | | | | | | | | | | | | | | | | | | | | | | | | | | | | | | | | | | | | | | | | | | | | | | | | | | | | | | | | | | | | | | |
 | | | | | | | | | | | | | | | | | | | | | |
 | | | | | | | | | | | | | | | | | | | | | | | | | | | | | | | | | | | | | | | | | | | | | | | | | | | | | | | | | | | |
 | | | | | | | | | | | | | | | | | | | | | | | | | | | | | | | | | | | | | | | | | |
 | | | | | | | | | | | | | | | | | | | | | | | | | | | | | | | | | | | | | | | |
 | | | | | | | | | | | | | |
 | | | | | | | | | | | | | | | | | | | | | | | | | | | | | | | | | | | | | | | | | | | | | | | | | | | | | | | | | |
 | | | | | | | | | | | | | | | | | | | | | | | | | | | | | | | | | | | | | | | | | | | | | | | | | | | |
 | | | | | | | | | | | | | | | | | | | | | | | | | | | | | | | | | | | | | | | | | | | |
 | | | | | | | | | | | | | | | | | | | | | | | | | | | | | | | | | | | | | |
 | | | | | | | | | | | | | | | | | | | | | | | | | | | | | | | | | | | | | | | | | | | |
 | | | | | | | | | | | | | | | | | | | | | | | | | | | | | | | | | | | | | | | | | | | | | | | | | | | | | | | | | | | |
 | | | | | | | | | | | | | | | | | | | | | | | | | | | | | | | | | | | | | | | | | | | | | | | | | | | | | | | | | | | | | | | | | | | | | | | | | | | | | | | | | | | | | | | | | | | | | | | | | | | | | | | |
 | | | | | | | | | | | | | | | | | | | | | | | | | | | | | | | | | | | | | | | | | | | | | | | | | | | | | | | | | | | | | | | | | | | | | | | | | | | | | | | | | | | | | | | | | | | | | | | | | | | | | | |
| 2.5 V6 |
 | V7004689 | 09.93 | | | | | | | | | | | | | | | | | | | | | | | | | | | | | | | | | | | | | | | | | | | | | | | | | | | | | | | | | | | | | | | | | | | | | | | | | | | | | | | | | | | | | | | | | | | | | | | | | | | | | |
 | | | | | | | | | | | | | | | | | | | | | |
 | | | | | | | | | | | | | | | | | | | | | | | | | | | | | | | | | | | | | | | | | | | | | | | | | | | | | | | | | | | |
 | | | | | | | | | | | | | | | | | | | | | | | | | | | | | | | | | | | | | | | | | |
 | | | | | | | | | | | | | | | | | | | | | | | | | | | | | | | | | | | | | | | |
 | | | | | | | | | | | | | |
 | | | | | | | | | | | | | | | | | | | | | | | | | | | | | | | | | | | | | | | | | | | | | | | | | | | | | | | | | |
 | | | | | | | | | | | | | | | | | | | | | | | | | | | | | | | | | | | | | | | | | | | | | | | | | | | |
 | | | | | | | | | | | | | | | | | | | | | | | | | | | | | | | | | | | | | | | | | | | |
 | | | | | | | | | | | | | | | | | | | | | | | | | | | | | | | | | | | | | |
 | | | | | | | | | | | | | | | | | | | | | | | | | | | | | | | | | | | | | | | | | | | |
 | | | | | | | | | | | | | | | | | | | | | | | | | | | | | | | | | | | | | | | | | | | | | | | | | | | | | | | | | | | |
 | | | | | | | | | | | | | | | | | | | | | | | | | | | | | | | | | | | | | | | | | | | | | | | | | | | | | | | | | | | | | | | | | | | | | | | | | | | | | | | | | | | | | | | | | | | | | | | | | | | | | | | |
 | | | | | | | | | | | | | | | | | | | | | | | | | | | | | | | | | | | | | | | | | | | | | | | | | | | | | | | | | | | | | | | | | | | | | | | | | | | | | | | | | | | | | | | | | | | | | | | | | | | | | | |
| 2.5 V6 |
 | V2022961 | 09.93 | | | | | | | | | | | | | | | | | | | | | | | | | | | | | | | | | | | | | | | | | | | | | | | | | | | | | | | | | | | | | | | | | | | | | | | | | | | | | | | | | | | | | | | | | | | | | | | | | | | | | |
 | | | | | | | | | | | | | | | | | | | | | |
 | | | | | | | | | | | | | | | | | | | | | | | | | | | | | | | | | | | | | | | | | | | | | | | | | | | | | | | | | | | |
 | | | | | | | | | | | | | | | | | | | | | | | | | | | | | | | | | | | | | | | | | |
 | | | | | | | | | | | | | | | | | | | | | | | | | | | | | | | | | | | | | | | |
 | | | | | | | | | | | | | |
 | | | | | | | | | | | | | | | | | | | | | | | | | | | | | | | | | | | | | | | | | | | | | | | | | | | | | | | | | |
 | | | | | | | | | | | | | | | | | | | | | | | | | | | | | | | | | | | | | | | | | | | | | | | | | | | |
 | | | | | | | | | | | | | | | | | | | | | | | | | | | | | | | | | | | | | | | | | | | |
 | | | | | | | | | | | | | | | | | | | | | | | | | | | | | | | | | | | | | |
 | | | | | | | | | | | | | | | | | | | | | | | | | | | | | | | | | | | | | | | | | | | |
 | | | | | | | | | | | | | | | | | | | | | | | | | | | | | | | | | | | | | | | | | | | | | | | | | | | | | | | | | | | |
 | | | | | | | | | | | | | | | | | | | | | | | | | | | | | | | | | | | | | | | | | | | | | | | | | | | | | | | | | | | | | | | | | | | | | | | | | | | | | | | | | | | | | | | | | | | | | | | | | | | | | | | |
 | | | | | | | | | | | | | | | | | | | | | | | | | | | | | | | | | | | | | | | | | | | | | | | | | | | | | | | | | | | | | | | | | | | | | | | | | | | | | | | | | | | | | | | | | | | | | | | | | | | | | | |
| 2.0 16V Turbo |
 | V2022962 | | 03.98 | 24.0110-0226.1 | 410226 | | | 286 10,0 8,0 +S +B | | | | | | | | | | | | | | | | | | | | | | | | | | | | | | | | | | | | | | | | | | | | | | | | | | | | | | | | | | | | | | | | | | | | | | | | | | | | | | | | | | | | | | | | | | | | | | | |
 | | | | | | | | | | | | | | | | | | | | | |
 | | | | | | | | | | | | | | | | | | | | | | | | | | | | | | | | | | | | | | | | | | | | | | | | | | | | | | | | | | | |
 | | | | | | | | | | | | | | | | | | | | | | | | | | | | | | | | | | | | | | | | | |
 | | | | | | | | | | | | | | | | | | | | | | | | | | | | | | | | | | | | | | | |
 | | | | | | | | | | | | | |
 | | | | | | | | | | | | | | | | | | | | | | | | | | | | | | | | | | | | | | | | | | | | | | | | | | | | | | | | | |
 | | | | | | | | | | | | | | | | | | | | | | | | | | | | | | | | | | | | | | | | | | | | | | | | | | | |
 | | | | | | | | | | | | | | | | | | | | | | | | | | | | | | | | | | | | | | | | | | | |
 | | | | | | | | | | | | | | | | | | | | | | | | | | | | | | | | | | | | | |
 | | | | | | | | | | | | | | | | | | | | | | | | | | | | | | | | | | | | | | | | | | | |
 | | | | | | | | | | | | | | | | | | | | | | | | | | | | | | | | | | | | | | | | | | | | | | | | | | | | | | | | | | | |
 | | | | | | | | | | | | | | | | | | | | | | | | | | | | | | | | | | | | | | | | | | | | | | | | | | | | | | | | | | | | | | | | | | | | | | | | | | | | | | | | | | | | | | | | | | | | | | | | | | | | | | | |
 | | | | | | | | | | | | | | | | | | | | | | | | | | | | | | | | | | | | | | | | | | | | | | | | | | | | | | | | | | | | | | | | | | | | | | | | | | | | | | | | | | | | | | | | | | | | | | | | | | | | | | |
| 2.0 16V Turbo |
 | V7004690 | | 03.98 | 24.0310-0226.1 | 510226 | | | 286 10,0 8,0 +S +B PD | | | | | | | | | | | | | | | | | | | | | | | | | | | | | | | | | | | | | | | | | | | | | | | | | | | | | | | | | | | | | | | | | | | | | | | | | | | | | | | | | | | | | | | | | | | | | | | |
 | | | | | | | | | | | | | | | | | | | | | |
 | | | | | | | | | | | | | | | | | | | | | | | | | | | | | | | | | | | | | | | | | | | | | | | | | | | | | | | | | | | |
 | | | | | | | | | | | | | | | | | | | | | | | | | | | | | | | | | | | | | | | | | |
 | | | | | | | | | | | | | | | | | | | | | | | | | | | | | | | | | | | | | | | |
 | | | | | | | | | | | | | |
 | | | | | | | | | | | | | | | | | | | | | | | | | | | | | | | | | | | | | | | | | | | | | | | | | | | | | | | | | |
 | | | | | | | | | | | | | | | | | | | | | | | | | | | | | | | | | | | | | | | | | | | | | | | | | | | |
 | | | | | | | | | | | | | | | | | | | | | | | | | | | | | | | | | | | | | | | | | | | |
 | | | | | | | | | | | | | | | | | | | | | | | | | | | | | | | | | | | | | |
 | | | | | | | | | | | | | | | | | | | | | | | | | | | | | | | | | | | | | | | | | | | |
 | | | | | | | | | | | | | | | | | | | | | | | | | | | | | | | | | | | | | | | | | | | | | | | | | | | | | | | | | | | |
 | | | | | | | | | | | | | | | | | | | | | | | | | | | | | | | | | | | | | | | | | | | | | | | | | | | | | | | | | | | | | | | | | | | | | | | | | | | | | | | | | | | | | | | | | | | | | | | | | | | | | | | |
 | | | | | | | | | | | | | | | | | | | | | | | | | | | | | | | | | | | | | | | | | | | | | | | | | | | | | | | | | | | | | | | | | | | | | | | | | | | | | | | | | | | | | | | | | | | | | | | | | | | | | | |
| 2.0 i |
 | V2022962 | | 03.98 | | | | | | | | | | | | | | | | | | | | | | | | | | | | | | | | | | | | | | | | | | | | | | | | | | | | | | | | | | | | | | | | | | | | | | | | | | | | | | | | | | | | | | | | | | | | | | | | | | | | |
 | | | | | | | | | | | | | | | | | | | | | |
 | | | | | | | | | | | | | | | | | | | | | | | | | | | | | | | | | | | | | | | | | | | | | | | | | | | | | | | | | | | |
 | | | | | | | | | | | | | | | | | | | | | | | | | | | | | | | | | | | | | | | | | |
 | | | | | | | | | | | | | | | | | | | | | | | | | | | | | | | | | | | | | | | |
 | | | | | | | | | | | | | |
 | | | | | | | | | | | | | | | | | | | | | | | | | | | | | | | | | | | | | | | | | | | | | | | | | | | | | | | | | |
 | | | | | | | | | | | | | | | | | | | | | | | | | | | | | | | | | | | | | | | | | | | | | | | | | | | |
 | | | | | | | | | | | | | | | | | | | | | | | | | | | | | | | | | | | | | | | | | | | |
 | | | | | | | | | | | | | | | | | | | | | | | | | | | | | | | | | | | | | |
 | | | | | | | | | | | | | | | | | | | | | | | | | | | | | | | | | | | | | | | | | | | |
 | | | | | | | | | | | | | | | | | | | | | | | | | | | | | | | | | | | | | | | | | | | | | | | | | | | | | | | | | | | |
 | | | | | | | | | | | | | | | | | | | | | | | | | | | | | | | | | | | | | | | | | | | | | | | | | | | | | | | | | | | | | | | | | | | | | | | | | | | | | | | | | | | | | | | | | | | | | | | | | | | | | | | |
 | | | | | | | | | | | | | | | | | | | | | | | | | | | | | | | | | | | | | | | | | | | | | | | | | | | | | | | | | | | | | | | | | | | | | | | | | | | | | | | | | | | | | | | | | | | | | | | | | | | | | | |
| 2.0 i |
 | V7004690 | | 03.98 | | | | | | | | | | | | | | | | | | | | | | | | | | | | | | | | | | | | | | | | | | | | | | | | | | | | | | | | | | | | | | | | | | | | | | | | | | | | | | | | | | | | | | | | | | | | | | | | | | | | |
 | | | | | | | | | | | | | | | | | | | | | |
 | | | | | | | | | | | | | | | | | | | | | | | | | | | | | | | | | | | | | | | | | | | | | | | | | | | | | | | | | | | |
 | | | | | | | | | | | | | | | | | | | | | | | | | | | | | | | | | | | | | | | | | |
 | | | | | | | | | | | | | | | | | | | | | | | | | | | | | | | | | | | | | | | |
 | | | | | | | | | | | | | |
 | | | | | | | | | | | | | | | | | | | | | | | | | | | | | | | | | | | | | | | | | | | | | | | | | | | | | | | | | |
 | | | | | | | | | | | | | | | | | | | | | | | | | | | | | | | | | | | | | | | | | | | | | | | | | | | |
 | | | | | | | | | | | | | | | | | | | | | | | | | | | | | | | | | | | | | | | | | | | |
 | | | | | | | | | | | | | | | | | | | | | | | | | | | | | | | | | | | | | |
 | | | | | | | | | | | | | | | | | | | | | | | | | | | | | | | | | | | | | | | | | | | |
 | | | | | | | | | | | | | | | | | | | | | | | | | | | | | | | | | | | | | | | | | | | | | | | | | | | | | | | | | | | |
 | | | | | | | | | | | | | | | | | | | | | | | | | | | | | | | | | | | | | | | | | | | | | | | | | | | | | | | | | | | | | | | | | | | | | | | | | | | | | | | | | | | | | | | | | | | | | | | | | | | | | | | |
 | | | | | | | | | | | | | | | | | | | | | | | | | | | | | | | | | | | | | | | | | | | | | | | | | | | | | | | | | | | | | | | | | | | | | | | | | | | | | | | | | | | | | | | | | | | | | | | | | | | | | | |
| 2.3 16V |
 | V2022962 | | 03.98 | | | | | | | | | | | | | | | | | | | | | | | | | | | | | | | | | | | | | | | | | | | | | | | | | | | | | | | | | | | | | | | | | | | | | | | | | | | | | | | | | | | | | | | | | | | | | | | | | | | | |
 | | | | | | | | | | | | | | | | | | | | | |
 | | | | | | | | | | | | | | | | | | | | | | | | | | | | | | | | | | | | | | | | | | | | | | | | | | | | | | | | | | | |
 | | | | | | | | | | | | | | | | | | | | | | | | | | | | | | | | | | | | | | | | | |
 | | | | | | | | | | | | | | | | | | | | | | | | | | | | | | | | | | | | | | | |
 | | | | | | | | | | | | | |
 | | | | | | | | | | | | | | | | | | | | | | | | | | | | | | | | | | | | | | | | | | | | | | | | | | | | | | | | | |
 | | | | | | | | | | | | | | | | | | | | | | | | | | | | | | | | | | | | | | | | | | | | | | | | | | | |
 | | | | | | | | | | | | | | | | | | | | | | | | | | | | | | | | | | | | | | | | | | | |
 | | | | | | | | | | | | | | | | | | | | | | | | | | | | | | | | | | | | | |
 | | | | | | | | | | | | | | | | | | | | | | | | | | | | | | | | | | | | | | | | | | | |
 | | | | | | | | | | | | | | | | | | | | | | | | | | | | | | | | | | | | | | | | | | | | | | | | | | | | | | | | | | | |
 | | | | | | | | | | | | | | | | | | | | | | | | | | | | | | | | | | | | | | | | | | | | | | | | | | | | | | | | | | | | | | | | | | | | | | | | | | | | | | | | | | | | | | | | | | | | | | | | | | | | | | | |
 | | | | | | | | | | | | | | | | | | | | | | | | | | | | | | | | | | | | | | | | | | | | | | | | | | | | | | | | | | | | | | | | | | | | | | | | | | | | | | | | | | | | | | | | | | | | | | | | | | | | | | |
| 2.3 16V |
 | V7004690 | | 03.98 | | | | | | | | | | | | | | | | | | | | | | | | | | | | | | | | | | | | | | | | | | | | | | | | | | | | | | | | | | | | | | | | | | | | | | | | | | | | | | | | | | | | | | | | | | | | | | | | | | | | |
 | | | | | | | | | | | | | | | | | | | | | |
 | | | | | | | | | | | | | | | | | | | | | | | | | | | | | | | | | | | | | | | | | | | | | | | | | | | | | | | | | | | |
 | | | | | | | | | | | | | | | | | | | | | | | | | | | | | | | | | | | | | | | | | |
 | | | | | | | | | | | | | | | | | | | | | | | | | | | | | | | | | | | | | | | |
 | | | | | | | | | | | | | |
 | | | | | | | | | | | | | | | | | | | | | | | | | | | | | | | | | | | | | | | | | | | | | | | | | | | | | | | | | |
 | | | | | | | | | | | | | | | | | | | | | | | | | | | | | | | | | | | | | | | | | | | | | | | | | | | |
 | | | | | | | | | | | | | | | | | | | | | | | | | | | | | | | | | | | | | | | | | | | |
 | | | | | | | | | | | | | | | | | | | | | | | | | | | | | | | | | | | | | |
 | | | | | | | | | | | | | | | | | | | | | | | | | | | | | | | | | | | | | | | | | | | |
 | | | | | | | | | | | | | | | | | | | | | | | | | | | | | | | | | | | | | | | | | | | | | | | | | | | | | | | | | | | |
 | | | | | | | | | | | | | | | | | | | | | | | | | | | | | | | | | | | | | | | | | | | | | | | | | | | | | | | | | | | | | | | | | | | | | | | | | | | | | | | | | | | | | | | | | | | | | | | | | | | | | | | |
 | | | | | | | | | | | | | | | | | | | | | | | | | | | | | | | | | | | | | | | | | | | | | | | | | | | | | | | | | | | | | | | | | | | | | | | | | | | | | | | | | | | | | | | | | | | | | | | | | | | | | | |
| 2.5 V6 |
 | V2022962 | | 03.98 | | | | | | | | | | | | | | | | | | | | | | | | | | | | | | | | | | | | | | | | | | | | | | | | | | | | | | | | | | | | | | | | | | | | | | | | | | | | | | | | | | | | | | | | | | | | | | | | | | | | |
 | | | | | | | | | | | | | | | | | | | | | |
 | | | | | | | | | | | | | | | | | | | | | | | | | | | | | | | | | | | | | | | | | | | | | | | | | | | | | | | | | | | |
 | | | | | | | | | | | | | | | | | | | | | | | | | | | | | | | | | | | | | | | | | |
 | | | | | | | | | | | | | | | | | | | | | | | | | | | | | | | | | | | | | | | |
 | | | | | | | | | | | | | |
 | | | | | | | | | | | | | | | | | | | | | | | | | | | | | | | | | | | | | | | | | | | | | | | | | | | | | | | | | |
 | | | | | | | | | | | | | | | | | | | | | | | | | | | | | | | | | | | | | | | | | | | | | | | | | | | |
 | | | | | | | | | | | | | | | | | | | | | | | | | | | | | | | | | | | | | | | | | | | |
 | | | | | | | | | | | | | | | | | | | | | | | | | | | | | | | | | | | | | |
 | | | | | | | | | | | | | | | | | | | | | | | | | | | | | | | | | | | | | | | | | | | |
 | | | | | | | | | | | | | | | | | | | | | | | | | | | | | | | | | | | | | | | | | | | | | | | | | | | | | | | | | | | |
 | | | | | | | | | | | | | | | | | | | | | | | | | | | | | | | | | | | | | | | | | | | | | | | | | | | | | | | | | | | | | | | | | | | | | | | | | | | | | | | | | | | | | | | | | | | | | | | | | | | | | | | |
 | | | | | | | | | | | | | | | | | | | | | | | | | | | | | | | | | | | | | | | | | | | | | | | | | | | | | | | | | | | | | | | | | | | | | | | | | | | | | | | | | | | | | | | | | | | | | | | | | | | | | | |
| 2.5 V6 |
 | V7004690 | | 03.98 | | | | | | | | | | | | | | | | | | | | | | | | | | | | | | | | | | | | | | | | | | | | | | | | | | | | | | | | | | | | | | | | | | | | | | | | | | | | | | | | | | | | | | | | | | | | | | | | | | | | |
 | | | | | | | | | | | | | | | | | | | | | |
 | | | | | | | | | | | | | | | | | | | | | | | | | | | | | | | | | | | | | | | | | | | | | | | | | | | | | | | | | | | |
 | | | | | | | | | | | | | | | | | | | | | | | | | | | | | | | | | | | | | | | | | |
 | | | | | | | | | | | | | | | | | | | | | | | | | | | | | | | | | | | | | | | |
 | | | | | | | | | | | | | |
 | | | | | | | | | | | | | | | | | | | | | | | | | | | | | | | | | | | | | | | | | | | | | | | | | | | | | | | | | |
 | | | | | | | | | | | | | | | | | | | | | | | | | | | | | | | | | | | | | | | | | | | | | | | | | | | |
 | | | | | | | | | | | | | | | | | | | | | | | | | | | | | | | | | | | | | | | | | | | |
 | | | | | | | | | | | | | | | | | | | | | | | | | | | | | | | | | | | | | |
 | | | | | | | | | | | | | | | | | | | | | | | | | | | | | | | | | | | | | | | | | | | |
 | | | | | | | | | | | | | | | | | | | | | | | | | | | | | | | | | | | | | | | | | | | | | | | | | | | | | | | | | | | |
 | | | | | | | | | | | | | | | | | | | | | | | | | | | | | | | | | | | | | | | | | | | | | | | | | | | | | | | | | | | | | | | | | | | | | | | | | | | | | | | | | | | | | | | | | | | | | | | | | | | | | | | |
 | | | | | | | | | | | | | | | | | | | | | | | | | | | | | | | | | | | | | | | | | | | | | | | | | | | | | | | | | | | | | | | | | | | | | | | | | | | | | | | | | | | | | | | | | | | | | | | | | | | | | | |
|  | <table border="1"> <tr> <td>2.0 16V Turbo</td> <td></td> <td></td> <td>09.93</td> <td>03.98</td> <td>03.0137-0172.2</td> <td>650172</td> <td></td> <td></td> <td>160 x 25</td> </tr> <tr> <td>2.0 i</td> <td></td> <td></td> <td>09.93</td> <td>03.98</td> <td></td> <td></td> <td></td> <td></td> <td></td> </tr> <tr> <td>2.3 16V</td> <td></td> <td></td> <td>09.93</td> <td>03.98</td> <td></td> <td></td> <td></td> <td></td> <td></td> </tr> <tr> <td>2.5 V6</td> <td></td> <td></td> <td>09.93</td> <td>03.98</td> <td></td> <td></td> <td></td> <td></td> <td></td> </tr> </table>
 | 2.0 16V Turbo | | | 09.93 | 03.98 | 03.0137-0172.2 | 650172 | | | 160 x 25 | 2.0 i | | | 09.93 | 03.98 | | | | | | 2.3 16V | | | 09.93 | 03.98 | | | | | | 2.5 V6 | | | 09.93 | 03.98 | | | | | | | | | | | | | | | | | | | | | | | | | | | | | | | | | | | | | | | | | | | | | | | | | | | | | | | | | | | | | | | | | | | | |
 | | | | | | | | | | | | | | | | | | | | | |
 | | | | | | | | | | | | | | | | | | | | | | | | | | | | | | | | | | | | | | | | | | | | | | | | | | | | | | | | | | | |
 | | | | | | | | | | | | | | | | | | | | | | | | | | | | | | | | | | | | | | | | | |
 | | | | | | | | | | | | | | | | | | | | | | | | | | | | | | | | | | | | | | | |
 | | | | | | | | | | | | | |
 | | | | | | | | | | | | | | | | | | | | | | | | | | | | | | | | | | | | | | | | | | | | | | | | | | |
 | | | | | | | | | | | | | | | | | | | | | | | | | | | | | | | | | | | | | | | | | | | | | | | | | | | | | | | | | |
 | | | | | | | | | | | | | | | | | | | | | | | | | | | | | | | | | | | | | | | | | | | |
 | | | | | | | | | | | | | | | | | | | | | | | | | | | | | | | | | | | | | |
 | | | | | | | | | | | | | | | | | | | | | | | | | | | | | | | | | | | | | | | | | | | |
 | | | | | | | | | | | | | | | | | | | | | | | | | | | | | | | | | | | | | | | | | | | | | | | | | | | | | | | | | | | |
 | | | | | | | | | | | | | | | | | | | | | | | | | | | | | | | | | | | | | | | | | | | | | | | | | | | | | | | | | | | | | | | | | | | | | | | | | | | | | | | | | | | | | | | | | | | | | | | | | | | | | | | |
 | | | | | | | | | | | | | | | | | | | | | | | | | | | | | | | | | | | | | | | | | | | | | | | | | | | | | | | | | | | | | | | | | | | | | | | | | | | | | | | | | | | | | | | | | | | | | | | | | | | | | | |
| 2.0 16V Turbo |
 | | 09.93 | 03.98 | 03.0137-0172.2 | 650172 | | | 160 x 25 | | | | | | | | | | | | | | | | | | | | | | | | | | | | | | | | | | | | | | | | | | | | | | | | | | | | | | | | | | | | | | | | | | | | | | | | | | | | | | | | | | | | | | | | | | | | | | | |
 | | | | | | | | | | | | | | | | | | | | | |
 | | | | | | | | | | | | | | | | | | | | | | | | | | | | | | | | | | | | | | | | | | | | | | | | | | | | | | | | | | | |
 | | | | | | | | | | | | | | | | | | | | | | | | | | | | | | | | | | | | | | | | | |
 | | | | | | | | | | | | | | | | | | | | | | | | | | | | | | | | | | | | | | | |
 | | | | | | | | | | | | | |
 | | | | | | | | | | | | | | | | | | | | | | | | | | | | | | | | | | | | | | | | | | | | | | | | | | | | | | | | | |
 | | | | | | | | | | | | | | | | | | | | | | | | | | | | | | | | | | | | | | | | | | | | | | | | | | | |
 | | | | | | | | | | | | | | | | | | | | | | | | | | | | | | | | | | | | | | | | | | | |
 | | | | | | | | | | | | | | | | | | | | | | | | | | | | | | | | | | | | | |
 | | | | | | | | | | | | | | | | | | | | | | | | | | | | | | | | | | | | | | | | | | | |
 | | | | | | | | | | | | | | | | | | | | | | | | | | | | | | | | | | | | | | | | | | | | | | | | | | | | | | | | | | | |
 | | | | | | | | | | | | | | | | | | | | | | | | | | | | | | | | | | | | | | | | | | | | | | | | | | | | | | | | | | | | | | | | | | | | | | | | | | | | | | | | | | | | | | | | | | | | | | | | | | | | | | | |
 | | | | | | | | | | | | | | | | | | | | | | | | | | | | | | | | | | | | | | | | | | | | | | | | | | | | | | | | | | | | | | | | | | | | | | | | | | | | | | | | | | | | | | | | | | | | | | | | | | | | | | |
| 2.0 i |
 | | 09.93 | 03.98 | | | | | | | | | | | | | | | | | | | | | | | | | | | | | | | | | | | | | | | | | | | | | | | | | | | | | | | | | | | | | | | | | | | | | | | | | | | | | | | | | | | | | | | | | | | | | | | | | | | | |
 | | | | | | | | | | | | | | | | | | | | | |
 | | | | | | | | | | | | | | | | | | | | | | | | | | | | | | | | | | | | | | | | | | | | | | | | | | | | | | | | | | | |
 | | | | | | | | | | | | | | | | | | | | | | | | | | | | | | | | | | | | | | | | | |
 | | | | | | | | | | | | | | | | | | | | | | | | | | | | | | | | | | | | | | | |
 | | | | | | | | | | | | | |
 | | | | | | | | | | | | | | | | | | | | | | | | | | | | | | | | | | | | | | | | | | | | | | | | | | | | | | | | | |
 | | | | | | | | | | | | | | | | | | | | | | | | | | | | | | | | | | | | | | | | | | | | | | | | | | | |
 | | | | | | | | | | | | | | | | | | | | | | | | | | | | | | | | | | | | | | | | | | | |
 | | | | | | | | | | | | | | | | | | | | | | | | | | | | | | | | | | | | | |
 | | | | | | | | | | | | | | | | | | | | | | | | | | | | | | | | | | | | | | | | | | | |
 | | | | | | | | | | | | | | | | | | | | | | | | | | | | | | | | | | | | | | | | | | | | | | | | | | | | | | | | | | | |
 | | | | | | | | | | | | | | | | | | | | | | | | | | | | | | | | | | | | | | | | | | | | | | | | | | | | | | | | | | | | | | | | | | | | | | | | | | | | | | | | | | | | | | | | | | | | | | | | | | | | | | | |
 | | | | | | | | | | | | | | | | | | | | | | | | | | | | | | | | | | | | | | | | | | | | | | | | | | | | | | | | | | | | | | | | | | | | | | | | | | | | | | | | | | | | | | | | | | | | | | | | | | | | | | |
| 2.3 16V |
 | | 09.93 | 03.98 | | | | | | | | | | | | | | | | | | | | | | | | | | | | | | | | | | | | | | | | | | | | | | | | | | | | | | | | | | | | | | | | | | | | | | | | | | | | | | | | | | | | | | | | | | | | | | | | | | | | |
 | | | | | | | | | | | | | | | | | | | | | |
 | | | | | | | | | | | | | | | | | | | | | | | | | | | | | | | | | | | | | | | | | | | | | | | | | | | | | | | | | | | |
 | | | | | | | | | | | | | | | | | | | | | | | | | | | | | | | | | | | | | | | | | |
 | | | | | | | | | | | | | | | | | | | | | | | | | | | | | | | | | | | | | | | |
 | | | | | | | | | | | | | |
 | | | | | | | | | | | | | | | | | | | | | | | | | | | | | | | | | | | | | | | | | | | | | | | | | | | | | | | | | |
 | | | | | | | | | | | | | | | | | | | | | | | | | | | | | | | | | | | | | | | | | | | | | | | | | | | |
 | | | | | | | | | | | | | | | | | | | | | | | | | | | | | | | | | | | | | | | | | | | |
 | | | | | | | | | | | | | | | | | | | | | | | | | | | | | | | | | | | | | |
 | | | | | | | | | | | | | | | | | | | | | | | | | | | | | | | | | | | | | | | | | | | |
 | | | | | | | | | | | | | | | | | | | | | | | | | | | | | | | | | | | | | | | | | | | | | | | | | | | | | | | | | | | |
 | | | | | | | | | | | | | | | | | | | | | | | | | | | | | | | | | | | | | | | | | | | | | | | | | | | | | | | | | | | | | | | | | | | | | | | | | | | | | | | | | | | | | | | | | | | | | | | | | | | | | | | |
 | | | | | | | | | | | | | | | | | | | | | | | | | | | | | | | | | | | | | | | | | | | | | | | | | | | | | | | | | | | | | | | | | | | | | | | | | | | | | | | | | | | | | | | | | | | | | | | | | | | | | | |
| 2.5 V6 |
 | | 09.93 | 03.98 | | | | | | | | | | | | | | | | | | | | | | | | | | | | | | | | | | | | | | | | | | | | | | | | | | | | | | | | | | | | | | | | | | | | | | | | | | | | | | | | | | | | | | | | | | | | | | | | | | | | |
 | | | | | | | | | | | | | | | | | | | | | |
 | | | | | | | | | | | | | | | | | | | | | | | | | | | | | | | | | | | | | | | | | | | | | | | | | | | | | | | | | | | |
 | | | | | | | | | | | | | | | | | | | | | | | | | | | | | | | | | | | | | | | | | |
 | | | | | | | | | | | | | | | | | | | | | | | | | | | | | | | | | | | | | | | |
 | | | | | | | | | | | | | |
 | | | | | | | | | | | | | | | | | | | | | | | | | | | | | | | | | | | | | | | | | | | | | | | | | | | | | | | | | |
 | | | | | | | | | | | | | | | | | | | | | | | | | | | | | | | | | | | | | | | | | | | | | | | | | | | |
 | | | | | | | | | | | | | | | | | | | | | | | | | | | | | | | | | | | | | | | | | | | |
 | | | | | | | | | | | | | | | | | | | | | | | | | | | | | | | | | | | | | |
 | | | | | | | | | | | | | | | | | | | | | | | | | | | | | | | | | | | | | | | | | | | |
 | | | | | | | | | | | | | | | | | | | | | | | | | | | | | | | | | | | | | | | | | | | | | | | | | | | | | | | | | | | |
 | | | | | | | | | | | | | | | | | | | | | | | | | | | | | | | | | | | | | | | | | | | | | | | | | | | | | | | | | | | | | | | | | | | | | | | | | | | | | | | | | | | | | | | | | | | | | | | | | | | | | | | |
 | | | | | | | | | | | | | | | | | | | | | | | | | | | | | | | | | | | | | | | | | | | | | | | | | | | | | | | | | | | | | | | | | | | | | | | | | | | | | | | | | | | | | | | | | | | | | | | | | | | | | | |
| SAAB 9000 (94-98) |
 | | | | | | | | | | | | | | | | | | | | | | | | | | | | | | | | | | | | | | | | | | | | | | | | | | | | | | | | | | | | | | | | | | | | | | | | | | | | | | | | | | | | | | | | | | | | | | | | | | | | | | | |
 | | | | | | | | | | | | | | | | | | | | | |
 | | | | | | | | | | | | | | | | | | | | | | | | | | | | | | | | | | | | | | | | | | | | | | | | | | | | | | | | | | | |
 | | | | | | | | | | | | | | | | | | | | | | | | | | | | | | | | | | | | | | | | | |
 | | | | | | | | | | | | | | | | | | | | | | | | | | | | | | | | | | | | | | | |
 | | | | | | | | | | | | | |
 | | | | | | | | | | | | | | | | | | | | | | | | | | | | | | | | | | | | | | | | | | | | | | | | | | | | | | | | | |
 | | | | | | | | | | | | | | | | | | | | | | | | | | | | | | | | | | | | | | | | | | | | | | | | | | | |
 | | | | | | | | | | | | | | | | | | | | | | | | | | | | | | | | | | | | | | | | | | | |
 | | | | | | | | | | | | | | | | | | | | | | | | | | | | | | | | | | | | | |
 | | | | | | | | | | | | | | | | | | | | | | | | | | | | | | | | | | | | | | | | | | | |
 | | | | | | | | | | | | | | | | | | | | | | | | | | | | | | | | | | | | | | | | | | | | | | | | | | | | | | | | | | | |
 | | | | | | | | | | | | | | | | | | | | | | | | | | | | | | | | | | | | | | | | | | | | | | | | | | | | | | | | | | | | | | | | | | | | | | | | | | | | | | | | | | | | | | | | | | | | | | | | | | | | | | | |
 | | | | | | | | | | | | | | | | | | | | | | | | | | | | | | | | | | | | | | | | | | | | | | | | | | | | | | | | | | | | | | | | | | | | | | | | | | | | | | | | | | | | | | | | | | | | | | | | | | | | | | |
|  | <table border="1"> <tr> <td>2.0 16V</td> <td></td> <td></td> <td>09.93</td> <td>05.98</td> <td>13.0460-5703.2</td> <td>605703</td> <td></td> <td></td> <td>21154 19,5 +/WE ATE</td> </tr> <tr> <td>2.0 16V Turbo</td> <td></td> <td></td> <td>09.93</td> <td>05.98</td> <td></td> <td></td> <td></td> <td></td> <td></td> </tr> <tr> <td>2.3 16V</td> <td></td> <td></td> <td>09.93</td> <td>05.98</td> <td></td> <td></td> <td></td> <td></td> <td></td> </tr> <tr> <td>2.3 16V Turbo</td> <td></td> <td></td> <td>09.93</td> <td>05.98</td> <td></td> <td></td> <td></td> <td></td> <td></td> </tr> <tr> <td>3.0 V6</td> <td></td> <td></td> <td>09.94</td> <td>05.98</td> <td></td> <td></td> <td></td> <td></td> <td></td> </tr> <tr> <td></td> <td> <table border="1"> <tr> <td>2.0 16V</td> <td></td> <td></td> <td>09.93</td> <td>05.98</td> <td>24.0125-0125.1</td> <td>425125</td> <td></td> <td></td> <td>280 25,0 23,0 V</td> </tr> <tr> <td>2.0 16V Turbo</td> <td></td> <td></td> <td>09.93</td> <td>05.98</td> <td></td> <td></td> <td></td> <td></td> <td></td> </tr> <tr> <td>2.3 16V</td> <td></td> <td></td> <td>09.93</td> <td>05.98</td> <td></td> <td></td> <td></td> <td></td> <td></td> </tr> <tr> <td>2.3 16V Turbo</td> <td></td> <td></td> <td>09.93</td> <td>05.98</td> <td></td> <td></td> <td></td> <td></td> <td></td> </tr> <tr> <td>3.0 V6</td> <td></td> <td></td> <td>09.94</td> <td>05.98</td> <td></td> <td></td> <td></td> <td></td> <td></td> </tr> <tr> <td></td> <td> <table border="1"> <tr> <td>2.0 16V</td> <td></td> <td></td> <td>01.96</td> <td>05.98</td> <td>24.0751-1174.1</td> <td>360049</td> <td></td> <td></td> <td>Radsensor L=1100</td> </tr> <tr> <td>2.0 16V Turbo</td> <td></td> <td></td> <td>01.96</td> <td>05.98</td> <td>24.0751-1175.1</td> <td>360050</td> <td></td> <td></td> <td>Radsensor L=1150</td> </tr> <tr> <td>2.3 16V</td> <td></td> <td></td> <td>01.96</td> <td>05.98</td> <td></td> <td></td> <td></td> <td></td> <td></td> </tr> <tr> <td>2.3 16V Turbo</td> <td></td> <td></td> <td>01.96</td> <td>05.98</td> <td></td> <td></td> <td></td> <td></td> <td></td> </tr> <tr> <td>3.0 V6</td> <td></td> <td></td> <td>01.96</td> <td>05.98</td> <td></td> <td></td> <td></td> <td></td> <td></td> </tr> <tr> <td></td> <td> <table border="1"> <tr> <td>2.0 16V</td> <td></td> <td></td> <td>09.93</td> <td>05.98</td> <td>13.0460-3306.2</td> <td>603306</td> <td></td> <td></td> <td>21089 15,0 + ATE</td> </tr> <tr> <td>2.0 16V Turbo</td> <td></td> <td></td> <td>09.93</td> <td>05.98</td> <td></td> <td></td> <td></td> <td></td> <td></td> </tr> <tr> <td>2.3 16V</td> <td></td> <td></td> <td>09.93</td> <td>05.98</td> <td></td> <td></td> <td></td> <td></td> <td></td> </tr> <tr> <td>2.3 16V Turbo</td> <td></td> <td></td> <td>09.93</td> <td>05.98</td> <td></td> <td></td> <td></td> <td></td> <td></td> </tr> <tr> <td>3.0 V6</td> <td></td> <td></td> <td>09.94</td> <td>05.98</td> <td></td> <td></td> <td></td> <td></td> <td></td> </tr> <tr> <td></td> <td> <table border="1"> <tr> <td>2.0 16V</td> <td></td> <td></td> <td>09.93</td> <td>05.98</td> <td>24.0109-0130.1</td> <td>409130</td> <td></td> <td></td> <td>258 9,0 7,5</td> </tr> <tr> <td>2.0 16V Turbo</td> <td></td> <td></td> <td>09.93</td> <td>05.98</td> <td></td> <td></td> <td></td> <td></td> <td></td> </tr> <tr> <td>2.3 16V</td> <td></td> <td></td> <td>09.93</td> <td>05.98</td> <td></td> <td></td> <td></td> <td></td> <td></td> </tr> <tr> <td>2.3 16V Turbo</td> <td></td> <td></td> <td>09.93</td> <td>05.98</td> <td></td> <td></td> <td></td> <td></td> <td></td> </tr> <tr> <td>3.0 V6</td> <td></td> <td></td> <td>09.94</td> <td>05.98</td> <td></td> <td></td> <td></td> <td></td> <td></td> </tr> <tr> <td></td> <td> <table border="1"> <tr> <td>2.0 16V</td> <td></td> <td></td> <td>01.96</td> <td>05.98</td> <td>24.0751-1176.1</td> <td>360051</td> <td></td> <td></td> <td>Radsensor L=1120</td> </tr> <tr> <td>2.0 16V Turbo</td> <td></td> <td></td> <td>01.96</td> <td>05.98</td> <td>24.0751-1177.1</td> <td>360052</td> <td></td> <td></td> <td>Radsensor L=1120</td> </tr> <tr> <td>2.3 16V</td> <td></td> <td></td> <td>01.96</td> <td>05.98</td> <td></td> <td></td> <td></td> <td></td> <td></td> </tr> <tr> <td>2.3 16V Turbo</td> <td></td> <td></td> <td>01.96</td> <td>05.98</td> <td></td> <td></td> <td></td> <td></td> <td></td> </tr> <tr> <td>3.0 V6</td> <td></td> <td></td> <td>01.96</td> <td>05.98</td> <td></td> <td></td> <td></td> <td></td> <td></td> </tr> </table> </td> </tr> </table></td></tr></table></td></tr></table></td></tr></table></td></tr></table>
 | 2.0 16V | | | 09.93 | 05.98 | 13.0460-5703.2 | 605703 | | | 21154 19,5 +/WE ATE | 2.0 16V Turbo | | | 09.93 | 05.98 | | | | | | 2.3 16V | | | 09.93 | 05.98 | | | | | | 2.3 16V Turbo | | | 09.93 | 05.98 | | | | | | 3.0 V6 | | | 09.94 | 05.98 | | | | | |  | <table border="1"> <tr> <td>2.0 16V</td> <td></td> <td></td> <td>09.93</td> <td>05.98</td> <td>24.0125-0125.1</td> <td>425125</td> <td></td> <td></td> <td>280 25,0 23,0 V</td> </tr> <tr> <td>2.0 16V Turbo</td> <td></td> <td></td> <td>09.93</td> <td>05.98</td> <td></td> <td></td> <td></td> <td></td> <td></td> </tr> <tr> <td>2.3 16V</td> <td></td> <td></td> <td>09.93</td> <td>05.98</td> <td></td> <td></td> <td></td> <td></td> <td></td> </tr> <tr> <td>2.3 16V Turbo</td> <td></td> <td></td> <td>09.93</td> <td>05.98</td> <td></td> <td></td> <td></td> <td></td> <td></td> </tr> <tr> <td>3.0 V6</td> <td></td> <td></td> <td>09.94</td> <td>05.98</td> <td></td> <td></td> <td></td> <td></td> <td></td> </tr> <tr> <td></td> <td> <table border="1"> <tr> <td>2.0 16V</td> <td></td> <td></td> <td>01.96</td> <td>05.98</td> <td>24.0751-1174.1</td> <td>360049</td> <td></td> <td></td> <td>Radsensor L=1100</td> </tr> <tr> <td>2.0 16V Turbo</td> <td></td> <td></td> <td>01.96</td> <td>05.98</td> <td>24.0751-1175.1</td> <td>360050</td> <td></td> <td></td> <td>Radsensor L=1150</td> </tr> <tr> <td>2.3 16V</td> <td></td> <td></td> <td>01.96</td> <td>05.98</td> <td></td> <td></td> <td></td> <td></td> <td></td> </tr> <tr> <td>2.3 16V Turbo</td> <td></td> <td></td> <td>01.96</td> <td>05.98</td> <td></td> <td></td> <td></td> <td></td> <td></td> </tr> <tr> <td>3.0 V6</td> <td></td> <td></td> <td>01.96</td> <td>05.98</td> <td></td> <td></td> <td></td> <td></td> <td></td> </tr> <tr> <td></td> <td> <table border="1"> <tr> <td>2.0 16V</td> <td></td> <td></td> <td>09.93</td> <td>05.98</td> <td>13.0460-3306.2</td> <td>603306</td> <td></td> <td></td> <td>21089 15,0 + ATE</td> </tr> <tr> <td>2.0 16V Turbo</td> <td></td> <td></td> <td>09.93</td> <td>05.98</td> <td></td> <td></td> <td></td> <td></td> <td></td> </tr> <tr> <td>2.3 16V</td> <td></td> <td></td> <td>09.93</td> <td>05.98</td> <td></td> <td></td> <td></td> <td></td> <td></td> </tr> <tr> <td>2.3 16V Turbo</td> <td></td> <td></td> <td>09.93</td> <td>05.98</td> <td></td> <td></td> <td></td> <td></td> <td></td> </tr> <tr> <td>3.0 V6</td> <td></td> <td></td> <td>09.94</td> <td>05.98</td> <td></td> <td></td> <td></td> <td></td> <td></td> </tr> <tr> <td></td> <td> <table border="1"> <tr> <td>2.0 16V</td> <td></td> <td></td> <td>09.93</td> <td>05.98</td> <td>24.0109-0130.1</td> <td>409130</td> <td></td> <td></td> <td>258 9,0 7,5</td> </tr> <tr> <td>2.0 16V Turbo</td> <td></td> <td></td> <td>09.93</td> <td>05.98</td> <td></td> <td></td> <td></td> <td></td> <td></td> </tr> <tr> <td>2.3 16V</td> <td></td> <td></td> <td>09.93</td> <td>05.98</td> <td></td> <td></td> <td></td> <td></td> <td></td> </tr> <tr> <td>2.3 16V Turbo</td> <td></td> <td></td> <td>09.93</td> <td>05.98</td> <td></td> <td></td> <td></td> <td></td> <td></td> </tr> <tr> <td>3.0 V6</td> <td></td> <td></td> <td>09.94</td> <td>05.98</td> <td></td> <td></td> <td></td> <td></td> <td></td> </tr> <tr> <td></td> <td> <table border="1"> <tr> <td>2.0 16V</td> <td></td> <td></td> <td>01.96</td> <td>05.98</td> <td>24.0751-1176.1</td> <td>360051</td> <td></td> <td></td> <td>Radsensor L=1120</td> </tr> <tr> <td>2.0 16V Turbo</td> <td></td> <td></td> <td>01.96</td> <td>05.98</td> <td>24.0751-1177.1</td> <td>360052</td> <td></td> <td></td> <td>Radsensor L=1120</td> </tr> <tr> <td>2.3 16V</td> <td></td> <td></td> <td>01.96</td> <td>05.98</td> <td></td> <td></td> <td></td> <td></td> <td></td> </tr> <tr> <td>2.3 16V Turbo</td> <td></td> <td></td> <td>01.96</td> <td>05.98</td> <td></td> <td></td> <td></td> <td></td> <td></td> </tr> <tr> <td>3.0 V6</td> <td></td> <td></td> <td>01.96</td> <td>05.98</td> <td></td> <td></td> <td></td> <td></td> <td></td> </tr> </table> </td> </tr> </table></td></tr></table></td></tr></table></td></tr></table> | 2.0 16V | | | 09.93 | 05.98 | 24.0125-0125.1 | 425125 | | | 280 25,0 23,0 V | 2.0 16V Turbo | | | 09.93 | 05.98 | | | | | | 2.3 16V | | | 09.93 |
05.98 | | | | |
 | 2.3 16V Turbo | | | 09.93 | 05.98 | | | | | | 3.0 V6 | | | 09.94 | 05.98 | | | | | |  | <table border="1"> <tr> <td>2.0 16V</td> <td></td> <td></td> <td>01.96</td> <td>05.98</td> <td>24.0751-1174.1</td> <td>360049</td> <td></td> <td></td> <td>Radsensor L=1100</td> </tr> <tr> <td>2.0 16V Turbo</td> <td></td> <td></td> <td>01.96</td> <td>05.98</td> <td>24.0751-1175.1</td> <td>360050</td> <td></td> <td></td> <td>Radsensor L=1150</td> </tr> <tr> <td>2.3 16V</td> <td></td> <td></td> <td>01.96</td> <td>05.98</td> <td></td> <td></td> <td></td> <td></td> <td></td> </tr> <tr> <td>2.3 16V Turbo</td> <td></td> <td></td> <td>01.96</td> <td>05.98</td> <td></td> <td></td> <td></td> <td></td> <td></td> </tr> <tr> <td>3.0 V6</td> <td></td> <td></td> <td>01.96</td> <td>05.98</td> <td></td> <td></td> <td></td> <td></td> <td></td> </tr> <tr> <td></td> <td> <table border="1"> <tr> <td>2.0 16V</td> <td></td> <td></td> <td>09.93</td> <td>05.98</td> <td>13.0460-3306.2</td> <td>603306</td> <td></td> <td></td> <td>21089 15,0 + ATE</td> </tr> <tr> <td>2.0 16V Turbo</td> <td></td> <td></td> <td>09.93</td> <td>05.98</td> <td></td> <td></td> <td></td> <td></td> <td></td> </tr> <tr> <td>2.3 16V</td> <td></td> <td></td> <td>09.93</td> <td>05.98</td> <td></td> <td></td> <td></td> <td></td> <td></td> </tr> <tr> <td>2.3 16V Turbo</td> <td></td> <td></td> <td>09.93</td> <td>05.98</td> <td></td> <td></td> <td></td> <td></td> <td></td> </tr> <tr> <td>3.0 V6</td> <td></td> <td></td> <td>09.94</td> <td>05.98</td> <td></td> <td></td> <td></td> <td></td> <td></td> </tr> <tr> <td></td> <td> <table border="1"> <tr> <td>2.0 16V</td> <td></td> <td></td> <td>09.93</td> <td>05.98</td> <td>24.0109-0130.1</td> <td>409130</td> <td></td> <td></td> <td>258 9,0 7,5</td> </tr> <tr> <td>2.0 16V Turbo</td> <td></td> <td></td> <td>09.93</td> <td>05.98</td> <td></td> <td></td> <td></td> <td></td> <td></td> </tr> <tr> <td>2.3 16V</td> <td></td> <td></td> <td>09.93</td> <td>05.98</td> <td></td> <td></td> <td></td> <td></td> <td></td> </tr> <tr> <td>2.3 16V Turbo</td> <td></td> <td></td> <td>09.93</td> <td>05.98</td> <td></td> <td></td> <td></td> <td></td> <td></td> </tr> <tr> <td>3.0 V6</td> <td></td> <td></td> <td>09.94</td> <td>05.98</td> <td></td> <td></td> <td></td> <td></td> <td></td> </tr> <tr> <td></td> <td> <table border="1"> <tr> <td>2.0 16V</td> <td></td> <td></td> <td>01.96</td> <td>05.98</td> <td>24.0751-1176.1</td> <td>360051</td> <td></td> <td></td> <td>Radsensor L=1120</td> </tr> <tr> <td>2.0 16V Turbo</td> <td></td> <td></td> <td>01.96</td> <td>05.98</td> <td>24.0751-1177.1</td> <td>360052</td> <td></td> <td></td> <td>Radsensor L=1120</td> </tr> <tr> <td>2.3 16V</td> <td></td> <td></td> <td>01.96</td> <td>05.98</td> <td></td> <td></td> <td></td> <td></td> <td></td> </tr> <tr> <td>2.3 16V Turbo</td> <td></td> <td></td> <td>01.96</td> <td>05.98</td> <td></td> <td></td> <td></td> <td></td> <td></td> </tr> <tr> <td>3.0 V6</td> <td></td> <td></td> <td>01.96</td> <td>05.98</td> <td></td> <td></td> <td></td> <td></td> <td></td> </tr> </table> </td> </tr> </table></td></tr></table></td></tr></table> | 2.0 16V | | | 01.96 | 05.98 | 24.0751-1174.1 | 360049 |  | | Radsensor L=1100 | 2.0 16V Turbo | | | 01.96 | 05.98 | 24.0751-1175.1 | 360050 |  | | Radsensor L=1150 | 2.3 16V | | | 01.96 | 05.98 | | | | | | 2.3 16V Turbo | | | 01.96 | 05.98 | | | | | | 3.0 V6 | | | 01.96 | 05.98 | | | | | |  | <table border="1"> <tr> <td>2.0 16V</td> <td></td> <td></td> <td>09.93</td> <td>05.98</td> <td>13.0460-3306.2</td> <td>603306</td> <td></td> <td></td> <td>21089 15,0 + ATE</td> </tr> <tr> <td>2.0 16V Turbo</td> <td></td> <td></td> <td>09.93</td> <td>05.98</td> <td></td> <td></td> <td></td> <td></td> <td></td> </tr> <tr> <td>2.3 16V</td> <td></td> <td></td> <td>09.93</td> <td>05.98</td> <td></td> <td></td> <td></td> <td></td> <td></td> </tr> <tr> <td>2.3 16V Turbo</td> <td></td> <td></td> <td>09.93</td> <td>05.98</td> <td></td> <td></td> <td></td> <td></td> <td></td> </tr> <tr> <td>3.0 V6</td> <td></td> <td></td> <td>09.94</td> <td>05.98</td> <td></td> <td></td> <td></td> <td></td> <td></td> </tr> <tr> <td></td> <td> <table border="1"> <tr> <td>2.0 16V</td> <td></td> <td></td> <td>09.93</td> <td>05.98</td> <td>24.0109-0130.1</td> <td>409130</td> <td></td> <td></td> <td>258 9,0 7,5</td> </tr> <tr> <td>2.0 16V Turbo</td> <td></td> <td></td> <td>09.93</td> <td>05.98</td> <td></td> <td></td> <td></td> <td></td> <td></td> </tr> <tr> <td>2.3 16V</td> <td></td> <td></td> <td>09.93</td> <td>05.98</td> <td></td> <td></td> <td></td> <td></td> <td></td> </tr> <tr> <td>2.3 16V Turbo</td> <td></td> <td></td> <td>09.93</td> <td>05.98</td> <td></td> <td></td> <td></td> <td></td> <td></td> </tr> <tr> <td>3.0 V6</td> <td></td> <td></td> <td>09.94</td> <td>05.98</td> <td></td> <td></td> <td></td> <td></td> <td></td> </tr> <tr> <td></td> <td> <table border="1"> <tr> <td>2.0 16V</td> <td></td> <td></td> <td>01.96</td> <td>05.98</td> <td>24.0751-1176.1</td> <td>360051</td> <td></td> <td></td> <td>Radsensor L=1120</td> </tr> <tr> <td>2.0 16V Turbo</td> <td></td> <td></td> <td>01.96</td> <td>05.98</td> <td>24.0751-1177.1</td> <td>360052</td> <td></td> <td></td> <td>Radsensor L=1120</td> </tr> <tr> <td>2.3 16V</td> <td></td> <td></td> <td>01.96</td> <td>05.98</td> <td></td> <td></td> <td></td> <td></td> <td></td> </tr> <tr> <td>2.3 16V Turbo</td> <td></td> <td></td> <td>01.96</td> <td>05.98</td> <td></td> <td></td> <td></td> <td></td> <td></td> </tr> <tr> <td>3.0 V6</td> <td></td> <td></td> <td>01.96</td> <td>05.98</td> <td></td> <td></td> <td></td> <td></td> <td></td> </tr> </table> </td> </tr> </table></td></tr></table> | 2.0 16V | | | 09.93 | 05.98 | 13.0460-3306.2
 | 603306 |
 | | 21089 15,0 + ATE | 2.0 16V Turbo | | | 09.93 | 05.98 | | | | | | 2.3 16V | | | 09.93 | 05.98 | | | | | | 2.3 16V Turbo | | | 09.93 | 05.98 | | | | | | 3.0 V6 | | | 09.94 | 05.98 | | | | | |  | <table border="1"> <tr> <td>2.0 16V</td> <td></td> <td></td> <td>09.93</td> <td>05.98</td> <td>24.0109-0130.1</td> <td>409130</td> <td></td> <td></td> <td>258 9,0 7,5</td> </tr> <tr> <td>2.0 16V Turbo</td> <td></td> <td></td> <td>09.93</td> <td>05.98</td> <td></td> <td></td> <td></td> <td></td> <td></td> </tr> <tr> <td>2.3 16V</td> <td></td> <td></td> <td>09.93</td> <td>05.98</td> <td></td> <td></td> <td></td> <td></td> <td></td> </tr> <tr> <td>2.3 16V Turbo</td> <td></td> <td></td> <td>09.93</td> <td>05.98</td> <td></td> <td></td> <td></td> <td></td> <td></td> </tr> <tr> <td>3.0 V6</td> <td></td> <td></td> <td>09.94</td> <td>05.98</td> <td></td> <td></td> <td></td> <td></td> <td></td> </tr> <tr> <td></td> <td> <table border="1"> <tr> <td>2.0 16V</td> <td></td> <td></td> <td>01.96</td> <td>05.98</td> <td>24.0751-1176.1</td> <td>360051</td> <td></td> <td></td> <td>Radsensor L=1120</td> </tr> <tr> <td>2.0 16V Turbo</td> <td></td> <td></td> <td>01.96</td> <td>05.98</td> <td>24.0751-1177.1</td> <td>360052</td> <td></td> <td></td> <td>Radsensor L=1120</td> </tr> <tr> <td>2.3 16V</td> <td></td> <td></td> <td>01.96</td> <td>05.98</td> <td></td> <td></td> <td></td> <td></td> <td></td> </tr> <tr> <td>2.3 16V Turbo</td> <td></td> <td></td> <td>01.96</td> <td>05.98</td> <td></td> <td></td> <td></td> <td></td> <td></td> </tr> <tr> <td>3.0 V6</td> <td></td> <td></td> <td>01.96</td> <td>05.98</td> <td></td> <td></td> <td></td> <td></td> <td></td> </tr> </table> </td> </tr> </table> | 2.0 16V | | | 09.93 | 05.98 | 24.0109-0130.1 | 409130 | | | 258 9,0 7,5 | 2.0 16V Turbo | | | 09.93 | 05.98 | | | | | | 2.3 16V | | | 09.93 | 05.98 | | | | | | 2.3 16V Turbo | | | 09.93 | 05.98 | | | | | | | | | | | | | | | | | | | | | | | | | | | | | | | | | | | | | | | | | | | | | | | | | | | | | | | | | | | | | | | | | | | | | | | | | | | |
 | | | 3.0 V6 | | | 09.94 | 05.98 | | | | |
 |  | <table border="1"> <tr> <td>2.0 16V</td> <td></td> <td></td> <td>01.96</td> <td>05.98</td> <td>24.0751-1176.1</td> <td>360051</td> <td></td> <td></td> <td>Radsensor L=1120</td> </tr> <tr> <td>2.0 16V Turbo</td> <td></td> <td></td> <td>01.96</td> <td>05.98</td> <td>24.0751-1177.1</td> <td>360052</td> <td></td> <td></td> <td>Radsensor L=1120</td> </tr> <tr> <td>2.3 16V</td> <td></td> <td></td> <td>01.96</td> <td>05.98</td> <td></td> <td></td> <td></td> <td></td> <td></td> </tr> <tr> <td>2.3 16V Turbo</td> <td></td> <td></td> <td>01.96</td> <td>05.98</td> <td></td> <td></td> <td></td> <td></td> <td></td> </tr> <tr> <td>3.0 V6</td> <td></td> <td></td> <td>01.96</td> <td>05.98</td> <td></td> <td></td> <td></td> <td></td> <td></td> </tr> </table> | 2.0 16V | | | 01.96 | 05.98 | 24.0751-1176.1 | 360051 |  | | Radsensor L=1120 | 2.0 16V Turbo | | | 01.96 | 05.98 | 24.0751-1177.1 | 360052 |  | | Radsensor L=1120 | 2.3 16V | | | 01.96 | 05.98 | | | | | | 2.3 16V Turbo | | | 01.96 | 05.98 | | | | | | 3.0 V6 | | | 01.96 | 05.98 | | | | |
 | | | | | | | | | | | | | | | | | | | | | | | | | | | | | | | | | | | | | | | | | | | | | | | | | | | |
 | | | | | | | | | | | | | | | | | | | | | | | | | | | | | |
 | | | | | | | | | | | | | | | | | | | | | | | | | | | | | | | | | | | | | | | | | | | | | | | | | | | |
 | | | | | | | | | | | | | | | | | | | | | | | | | | | | | |
 | | | | | | | | | | | | | | | | | | | | | | | | | | | | | | | | | | | | | | | | | | | | | | | | | | | |
 | | | | | | | | | | | | | | | | | | | | | | | | | | | | | | | | | | | | | | | | | | | | | | | | | | | | | | | | | | | | | | | | | | | | | | | | | | | | | | | | | |
 | | | | | | | | | | | | | | | | | | | | | | | | | | | | | | | | | | | | | | | | | | | | | | | | | | | | | | | | | | | | | | | | | | | | | | | | | | | | | | | | | | | | | | | | | | | | | | | | | | | | | | | | | | | | | | | | | | | | | | | | | | | | | | | | | | | | | | | | | | | | | | | | | | | | | | | | | | |
| 2.0 16V |
 | | 09.93 | 05.98 | 13.0460-5703.2 | 605703 | | | 21154 19,5 +/WE ATE | | | | | | | | | | | | | | | | | | | | | | | | | | | | | | | | | | | | | | | | | | | | | | | | | | | | | | | | | | | | | | | | | | | | | | | | | | | | | | | | | | | | | | | | | | | | | | | |
 | | | | | | | | | | | | | | | | | | | | | |
 | | | | | | | | | | | | | | | | | | | | | | | | | | | | | | | | | | | | | | | | | | | | | | | | | | | | | | | | | | | |
 | | | | | | | | | | | | | | | | | | | | | | | | | | | | | | | | | | | | | | | | | |
 | | | | | | | | | | | | | | | | | | | | | | | | | | | | | | | | | | | | | | | |
 | | | | | | | | | | | | | |
 | | | | | | | | | | | | | | | | | | | | | | | | | | | | | | | | | | | | | | | | | | | | | | | | | | | | | | | | | |
 | | | | | | | | | | | | | | | | | | | | | | | | | | | | | | | | | | | | | | | | | | | | | | | | | | | |
 | | | | | | | | | | | | | | | | | | | | | | | | | | | | | | | | | | | | | | | | | | | |
 | | | | | | | | | | | | | | | | | | | | | | | | | | | | | | | | | | | | | |
 | | | | | | | | | | | | | | | | | | | | | | | | | | | | | | | | | | | | | | | | | | | |
 | | | | | | | | | | | | | | | | | | | | | | | | | | | | | | | | | | | | | | | | | | | | | | | | | | | | | | | | | | | |
 | | | | | | | | | | | | | | | | | | | | | | | | | | | | | | | | | | | | | | | | | | | | | | | | | | | | | | | | | | | | | | | | | | | | | | | | | | | | | | | | | | | | | | | | | | | | | | | | | | | | | | | |
 | | | | | | | | | | | | | | | | | | | | | | | | | | | | | | | | | | | | | | | | | | | | | | | | | | | | | | | | | | | | | | | | | | | | | | | | | | | | | | | | | | | | | | | | | | | | | | | | | | | | | | |
| 2.0 16V Turbo |
 | | 09.93 | 05.98 | | | | | | | | | | | | | | | | | | | | | | | | | | | | | | | | | | | | | | | | | | | | | | | | | | | | | | | | | | | | | | | | | | | | | | | | | | | | | | | | | | | | | | | | | | | | | | | | | | | | |
 | | | | | | | | | | | | | | | | | | | | | |
 | | | | | | | | | | | | | | | | | | | | | | | | | | | | | | | | | | | | | | | | | | | | | | | | | | | | | | | | | | | |
 | | | | | | | | | | | | | | | | | | | | | | | | | | | | | | | | | | | | | | | | | |
 | | | | | | | | | | | | | | | | | | | | | | | | | | | | | | | | | | | | | | | |
 | | | | | | | | | | | | | |
 | | | | | | | | | | | | | | | | | | | | | | | | | | | | | | | | | | | | | | | | | | | | | | | | | | | | | | | | | |
 | | | | | | | | | | | | | | | | | | | | | | | | | | | | | | | | | | | | | | | | | | | | | | | | | | | |
 | | | | | | | | | | | | | | | | | | | | | | | | | | | | | | | | | | | | | | | | | | | |
 | | | | | | | | | | | | | | | | | | | | | | | | | | | | | | | | | | | | | |
 | | | | | | | | | | | | | | | | | | | | | | | | | | | | | | | | | | | | | | | | | | | |
 | | | | | | | | | | | | | | | | | | | | | | | | | | | | | | | | | | | | | | | | | | | | | | | | | | | | | | | | | | | |
 | | | | | | | | | | | | | | | | | | | | | | | | | | | | | | | | | | | | | | | | | | | | | | | | | | | | | | | | | | | | | | | | | | | | | | | | | | | | | | | | | | | | | | | | | | | | | | | | | | | | | | | |
 | | | | | | | | | | | | | | | | | | | | | | | | | | | | | | | | | | | | | | | | | | | | | | | | | | | | | | | | | | | | | | | | | | | | | | | | | | | | | | | | | | | | | | | | | | | | | | | | | | | | | | |
| 2.3 16V |
 | | 09.93 | 05.98 | | | | | | | | | | | | | | | | | | | | | | | | | | | | | | | | | | | | | | | | | | | | | | | | | | | | | | | | | | | | | | | | | | | | | | | | | | | | | | | | | | | | | | | | | | | | | | | | | | | | |
 | | | | | | | | | | | | | | | | | | | | | |
 | | | | | | | | | | | | | | | | | | | | | | | | | | | | | | | | | | | | | | | | | | | | | | | | | | | | | | | | | | | |
 | | | | | | | | | | | | | | | | | | | | | | | | | | | | | | | | | | | | | | | | | |
 | | | | | | | | | | | | | | | | | | | | | | | | | | | | | | | | | | | | | | | |
 | | | | | | | | | | | | | |
 | | | | | | | | | | | | | | | | | | | | | | | | | | | | | | | | | | | | | | | | | | | | | | | | | | | | | | | | | |
 | | | | | | | | | | | | | | | | | | | | | | | | | | | | | | | | | | | | | | | | | | | | | | | | | | | |
 | | | | | | | | | | | | | | | | | | | | | | | | | | | | | | | | | | | | | | | | | | | |
 | | | | | | | | | | | | | | | | | | | | | | | | | | | | | | | | | | | | | |
 | | | | | | | | | | | | | | | | | | | | | | | | | | | | | | | | | | | | | | | | | | | |
 | | | | | | | | | | | | | | | | | | | | | | | | | | | | | | | | | | | | | | | | | | | | | | | | | | | | | | | | | | | |
 | | | | | | | | | | | | | | | | | | | | | | | | | | | | | | | | | | | | | | | | | | | | | | | | | | | | | | | | | | | | | | | | | | | | | | | | | | | | | | | | | | | | | | | | | | | | | | | | | | | | | | | |
 | | | | | | | | | | | | | | | | | | | | | | | | | | | | | | | | | | | | | | | | | | | | | | | | | | | | | | | | | | | | | | | | | | | | | | | | | | | | | | | | | | | | | | | | | | | | | | | | | | | | | | |
| 2.3 16V Turbo |
 | | 09.93 | 05.98 | | | | | | | | | | | | | | | | | | | | | | | | | | | | | | | | | | | | | | | | | | | | | | | | | | | | | | | | | | | | | | | | | | | | | | | | | | | | | | | | | | | | | | | | | | | | | | | | | | | | |
 | | | | | | | | | | | | | | | | | | | | | |
 | | | | | | | | | | | | | | | | | | | | | | | | | | | | | | | | | | | | | | | | | | | | | | | | | | | | | | | | | | | |
 | | | | | | | | | | | | | | | | | | | | | | | | | | | | | | | | | | | | | | | | | |
 | | | | | | | | | | | | | | | | | | | | | | | | | | | | | | | | | | | | | | | |
 | | | | | | | | | | | | | |
 | | | | | | | | | | | | | | | | | | | | | | | | | | | | | | | | | | | | | | | | | | | | | | | | | | | | | | | | | |
 | | | | | | | | | | | | | | | | | | | | | | | | | | | | | | | | | | | | | | | | | | | | | | | | | | | |
 | | | | | | | | | | | | | | | | | | | | | | | | | | | | | | | | | | | | | | | | | | | |
 | | | | | | | | | | | | | | | | | | | | | | | | | | | | | | | | | | | | | |
 | | | | | | | | | | | | | | | | | | | | | | | | | | | | | | | | | | | | | | | | | | | |
 | | | | | | | | | | | | | | | | | | | | | | | | | | | | | | | | | | | | | | | | | | | | | | | | | | | | | | | | | | | |
 | | | | | | | | | | | | | | | | | | | | | | | | | | | | | | | | | | | | | | | | | | | | | | | | | | | | | | | | | | | | | | | | | | | | | | | | | | | | | | | | | | | | | | | | | | | | | | | | | | | | | | | |
 | | | | | | | | | | | | | | | | | | | | | | | | | | | | | | | | | | | | | | | | | | | | | | | | | | | | | | | | | | | | | | | | | | | | | | | | | | | | | | | | | | | | | | | | | | | | | | | | | | | | | | |
| 3.0 V6 |
 | | 09.94 | 05.98 | | | | | | | | | | | | | | | | | | | | | | | | | | | | | | | | | | | | | | | | | | | | | | | | | | | | | | | | | | | | | | | | | | | | | | | | | | | | | | | | | | | | | | | | | | | | | | | | | | | | |
 | | | | | | | | | | | | | | | | | | | | | |
 | | | | | | | | | | | | | | | | | | | | | | | | | | | | | | | | | | | | | | | | | | | | | | | | | | | | | | | | | | | |
 | | | | | | | | | | | | | | | | | | | | | | | | | | | | | | | | | | | | | | | | | |
 | | | | | | | | | | | | | | | | | | | | | | | | | | | | | | | | | | | | | | | |
 | | | | | | | | | | | | | |
 | | | | | | | | | | | | | | | | | | | | | | | | | | | | | | | | | | | | | | | | | | | | | | | | | | | | | | | | | |
 | | | | | | | | | | | | | | | | | | | | | | | | | | | | | | | | | | | | | | | | | | | | | | | | | | | |
 | | | | | | | | | | | | | | | | | | | | | | | | | | | | | | | | | | | | | | | | | | | |
 | | | | | | | | | | | | | | | | | | | | | | | | | | | | | | | | | | | | | |
 | | | | | | | | | | | | | | | | | | | | | | | | | | | | | | | | | | | | | | | | | | | |
 | | | | | | | | | | | | | | | | | | | | | | | | | | | | | | | | | | | | | | | | | | | | | | | | | | | | | | | | | | | |
 | | | | | | | | | | | | | | | | | | | | | | | | | | | | | | | | | | | | | | | | | | | | | | | | | | | | | | | | | | | | | | | | | | | | | | | | | | | | | | | | | | | | | | | | | | | | | | | | | | | | | | | |
 | | | | | | | | | | | | | | | | | | | | | | | | | | | | | | | | | | | | | | | | | | | | | | | | | | | | | | | | | | | | | | | | | | | | | | | | | | | | | | | | | | | | | | | | | | | | | | | | | | | | | | |
|  | <table border="1"> <tr> <td>2.0 16V</td> <td></td> <td></td> <td>09.93</td> <td>05.98</td> <td>24.0125-0125.1</td> <td>425125</td> <td></td> <td></td> <td>280 25,0 23,0 V</td> </tr> <tr> <td>2.0 16V Turbo</td> <td></td> <td></td> <td>09.93</td> <td>05.98</td> <td></td> <td></td> <td></td> <td></td> <td></td> </tr> <tr> <td>2.3 16V</td> <td></td> <td></td> <td>09.93</td> <td>05.98</td> <td></td> <td></td> <td></td> <td></td> <td></td> </tr> <tr> <td>2.3 16V Turbo</td> <td></td> <td></td> <td>09.93</td> <td>05.98</td> <td></td> <td></td> <td></td> <td></td> <td></td> </tr> <tr> <td>3.0 V6</td> <td></td> <td></td> <td>09.94</td> <td>05.98</td> <td></td> <td></td> <td></td> <td></td> <td></td> </tr> <tr> <td></td> <td> <table border="1"> <tr> <td>2.0 16V</td> <td></td> <td></td> <td>01.96</td> <td>05.98</td> <td>24.0751-1174.1</td> <td>360049</td> <td></td> <td></td> <td>Radsensor L=1100</td> </tr> <tr> <td>2.0 16V Turbo</td> <td></td> <td></td> <td>01.96</td> <td>05.98</td> <td>24.0751-1175.1</td> <td>360050</td> <td></td> <td></td> <td>Radsensor L=1150</td> </tr> <tr> <td>2.3 16V</td> <td></td> <td></td> <td>01.96</td> <td>05.98</td> <td></td> <td></td> <td></td> <td></td> <td></td> </tr> <tr> <td>2.3 16V Turbo</td> <td></td> <td></td> <td>01.96</td> <td>05.98</td> <td></td> <td></td> <td></td> <td></td> <td></td> </tr> <tr> <td>3.0 V6</td> <td></td> <td></td> <td>01.96</td> <td>05.98</td> <td></td> <td></td> <td></td> <td></td> <td></td> </tr> <tr> <td></td> <td> <table border="1"> <tr> <td>2.0 16V</td> <td></td> <td></td> <td>09.93</td> <td>05.98</td> <td>13.0460-3306.2</td> <td>603306</td> <td></td> <td></td> <td>21089 15,0 + ATE</td> </tr> <tr> <td>2.0 16V Turbo</td> <td></td> <td></td> <td>09.93</td> <td>05.98</td> <td></td> <td></td> <td></td> <td></td> <td></td> </tr> <tr> <td>2.3 16V</td> <td></td> <td></td> <td>09.93</td> <td>05.98</td> <td></td> <td></td> <td></td> <td></td> <td></td> </tr> <tr> <td>2.3 16V Turbo</td> <td></td> <td></td> <td>09.93</td> <td>05.98</td> <td></td> <td></td> <td></td> <td></td> <td></td> </tr> <tr> <td>3.0 V6</td> <td></td> <td></td> <td>09.94</td> <td>05.98</td> <td></td> <td></td> <td></td> <td></td> <td></td> </tr> <tr> <td></td> <td> <table border="1"> <tr> <td>2.0 16V</td> <td></td> <td></td> <td>09.93</td> <td>05.98</td> <td>24.0109-0130.1</td> <td>409130</td> <td></td> <td></td> <td>258 9,0 7,5</td> </tr> <tr> <td>2.0 16V Turbo</td> <td></td> <td></td> <td>09.93</td> <td>05.98</td> <td></td> <td></td> <td></td> <td></td> <td></td> </tr> <tr> <td>2.3 16V</td> <td></td> <td></td> <td>09.93</td> <td>05.98</td> <td></td> <td></td> <td></td> <td></td> <td></td> </tr> <tr> <td>2.3 16V Turbo</td> <td></td> <td></td> <td>09.93</td> <td>05.98</td> <td></td> <td></td> <td></td> <td></td> <td></td> </tr> <tr> <td>3.0 V6</td> <td></td> <td></td> <td>09.94</td> <td>05.98</td> <td></td> <td></td> <td></td> <td></td> <td></td> </tr> <tr> <td></td> <td> <table border="1"> <tr> <td>2.0 16V</td> <td></td> <td></td> <td>01.96</td> <td>05.98</td> <td>24.0751-1176.1</td> <td>360051</td> <td></td> <td></td> <td>Radsensor L=1120</td> </tr> <tr> <td>2.0 16V Turbo</td> <td></td> <td></td> <td>01.96</td> <td>05.98</td> <td>24.0751-1177.1</td> <td>360052</td> <td></td> <td></td> <td>Radsensor L=1120</td> </tr> <tr> <td>2.3 16V</td> <td></td> <td></td> <td>01.96</td> <td>05.98</td> <td></td> <td></td> <td></td> <td></td> <td></td> </tr> <tr> <td>2.3 16V Turbo</td> <td></td> <td></td> <td>01.96</td> <td>05.98</td> <td></td> <td></td> <td></td> <td></td> <td></td> </tr> <tr> <td>3.0 V6</td> <td></td> <td></td> <td>01.96</td> <td>05.98</td> <td></td> <td></td> <td></td> <td></td> <td></td> </tr> </table> </td> </tr> </table></td></tr></table></td></tr></table></td></tr></table>
 | 2.0 16V | | | 09.93 | 05.98 | 24.0125-0125.1 | 425125 | | | 280 25,0 23,0 V | 2.0 16V Turbo | | | 09.93 | 05.98 | | | | | | 2.3 16V | | | 09.93 | 05.98 | | | | | | 2.3 16V Turbo | | | 09.93 | 05.98 | | | | | | 3.0 V6 | | | 09.94 | 05.98 | | | | | |  | <table border="1"> <tr> <td>2.0 16V</td> <td></td> <td></td> <td>01.96</td> <td>05.98</td> <td>24.0751-1174.1</td> <td>360049</td> <td></td> <td></td> <td>Radsensor L=1100</td> </tr> <tr> <td>2.0 16V Turbo</td> <td></td> <td></td> <td>01.96</td> <td>05.98</td> <td>24.0751-1175.1</td> <td>360050</td> <td></td> <td></td> <td>Radsensor L=1150</td> </tr> <tr> <td>2.3 16V</td> <td></td> <td></td> <td>01.96</td> <td>05.98</td> <td></td> <td></td> <td></td> <td></td> <td></td> </tr> <tr> <td>2.3 16V Turbo</td> <td></td> <td></td> <td>01.96</td> <td>05.98</td> <td></td> <td></td> <td></td> <td></td> <td></td> </tr> <tr> <td>3.0 V6</td> <td></td> <td></td> <td>01.96</td> <td>05.98</td> <td></td> <td></td> <td></td> <td></td> <td></td> </tr> <tr> <td></td> <td> <table border="1"> <tr> <td>2.0 16V</td> <td></td> <td></td> <td>09.93</td> <td>05.98</td> <td>13.0460-3306.2</td> <td>603306</td> <td></td> <td></td> <td>21089 15,0 + ATE</td> </tr> <tr> <td>2.0 16V Turbo</td> <td></td> <td></td> <td>09.93</td> <td>05.98</td> <td></td> <td></td> <td></td> <td></td> <td></td> </tr> <tr> <td>2.3 16V</td> <td></td> <td></td> <td>09.93</td> <td>05.98</td> <td></td> <td></td> <td></td> <td></td> <td></td> </tr> <tr> <td>2.3 16V Turbo</td> <td></td> <td></td> <td>09.93</td> <td>05.98</td> <td></td> <td></td> <td></td> <td></td> <td></td> </tr> <tr> <td>3.0 V6</td> <td></td> <td></td> <td>09.94</td> <td>05.98</td> <td></td> <td></td> <td></td> <td></td> <td></td> </tr> <tr> <td></td> <td> <table border="1"> <tr> <td>2.0 16V</td> <td></td> <td></td> <td>09.93</td> <td>05.98</td> <td>24.0109-0130.1</td> <td>409130</td> <td></td> <td></td> <td>258 9,0 7,5</td> </tr> <tr> <td>2.0 16V Turbo</td> <td></td> <td></td> <td>09.93</td> <td>05.98</td> <td></td> <td></td> <td></td> <td></td> <td></td> </tr> <tr> <td>2.3 16V</td> <td></td> <td></td> <td>09.93</td> <td>05.98</td> <td></td> <td></td> <td></td> <td></td> <td></td> </tr> <tr> <td>2.3 16V Turbo</td> <td></td> <td></td> <td>09.93</td> <td>05.98</td> <td></td> <td></td> <td></td> <td></td> <td></td> </tr> <tr> <td>3.0 V6</td> <td></td> <td></td> <td>09.94</td> <td>05.98</td> <td></td> <td></td> <td></td> <td></td> <td></td> </tr> <tr> <td></td> <td> <table border="1"> <tr> <td>2.0 16V</td> <td></td> <td></td> <td>01.96</td> <td>05.98</td> <td>24.0751-1176.1</td> <td>360051</td> <td></td> <td></td> <td>Radsensor L=1120</td> </tr> <tr> <td>2.0 16V Turbo</td> <td></td> <td></td> <td>01.96</td> <td>05.98</td> <td>24.0751-1177.1</td> <td>360052</td> <td></td> <td></td> <td>Radsensor L=1120</td> </tr> <tr> <td>2.3 16V</td> <td></td> <td></td> <td>01.96</td> <td>05.98</td> <td></td> <td></td> <td></td> <td></td> <td></td> </tr> <tr> <td>2.3 16V Turbo</td> <td></td> <td></td> <td>01.96</td> <td>05.98</td> <td></td> <td></td> <td></td> <td></td> <td></td> </tr> <tr> <td>3.0 V6</td> <td></td> <td></td> <td>01.96</td> <td>05.98</td> <td></td> <td></td> <td></td> <td></td> <td></td> </tr> </table> </td> </tr> </table></td></tr></table></td></tr></table> | 2.0 16V | | | 01.96 | 05.98 | 24.0751-1174.1 | 360049 |  | | Radsensor L=1100 | 2.0 16V Turbo | | | 01.96 | 05.98 | 24.0751-1175.1 | 360050 |  | | Radsensor L=1150 | 2.3 16V | | | 01.96 | 05.98 | | | | | | | | | | | | | | | | | | | | | | | | | | | | | | | | | | | | | | | | | | | | | | | | | | | | | | | | | | | | | | | | | | | | | | | | | | | | | |
 | | |
 | 2.3 16V Turbo | | | 01.96 | 05.98 | | | | | | 3.0 V6 | | | 01.96 | 05.98 | | | | | |  | <table border="1"> <tr> <td>2.0 16V</td> <td></td> <td></td> <td>09.93</td> <td>05.98</td> <td>13.0460-3306.2</td> <td>603306</td> <td></td> <td></td> <td>21089 15,0 + ATE</td> </tr> <tr> <td>2.0 16V Turbo</td> <td></td> <td></td> <td>09.93</td> <td>05.98</td> <td></td> <td></td> <td></td> <td></td> <td></td> </tr> <tr> <td>2.3 16V</td> <td></td> <td></td> <td>09.93</td> <td>05.98</td> <td></td> <td></td> <td></td> <td></td> <td></td> </tr> <tr> <td>2.3 16V Turbo</td> <td></td> <td></td> <td>09.93</td> <td>05.98</td> <td></td> <td></td> <td></td> <td></td> <td></td> </tr> <tr> <td>3.0 V6</td> <td></td> <td></td> <td>09.94</td> <td>05.98</td> <td></td> <td></td> <td></td> <td></td> <td></td> </tr> <tr> <td></td> <td> <table border="1"> <tr> <td>2.0 16V</td> <td></td> <td></td> <td>09.93</td> <td>05.98</td> <td>24.0109-0130.1</td> <td>409130</td> <td></td> <td></td> <td>258 9,0 7,5</td> </tr> <tr> <td>2.0 16V Turbo</td> <td></td> <td></td> <td>09.93</td> <td>05.98</td> <td></td> <td></td> <td></td> <td></td> <td></td> </tr> <tr> <td>2.3 16V</td> <td></td> <td></td> <td>09.93</td> <td>05.98</td> <td></td> <td></td> <td></td> <td></td> <td></td> </tr> <tr> <td>2.3 16V Turbo</td> <td></td> <td></td> <td>09.93</td> <td>05.98</td> <td></td> <td></td> <td></td> <td></td> <td></td> </tr> <tr> <td>3.0 V6</td> <td></td> <td></td> <td>09.94</td> <td>05.98</td> <td></td> <td></td> <td></td> <td></td> <td></td> </tr> <tr> <td></td> <td> <table border="1"> <tr> <td>2.0 16V</td> <td></td> <td></td> <td>01.96</td> <td>05.98</td> <td>24.0751-1176.1</td> <td>360051</td> <td></td> <td></td> <td>Radsensor L=1120</td> </tr> <tr> <td>2.0 16V Turbo</td> <td></td> <td></td> <td>01.96</td> <td>05.98</td> <td>24.0751-1177.1</td> <td>360052</td> <td></td> <td></td> <td>Radsensor L=1120</td> </tr> <tr> <td>2.3 16V</td> <td></td> <td></td> <td>01.96</td> <td>05.98</td> <td></td> <td></td> <td></td> <td></td> <td></td> </tr> <tr> <td>2.3 16V Turbo</td> <td></td> <td></td> <td>01.96</td> <td>05.98</td> <td></td> <td></td> <td></td> <td></td> <td></td> </tr> <tr> <td>3.0 V6</td> <td></td> <td></td> <td>01.96</td> <td>05.98</td> <td></td> <td></td> <td></td> <td></td> <td></td> </tr> </table> </td> </tr> </table></td></tr></table> | 2.0 16V | | | 09.93 | 05.98 | 13.0460-3306.2 | 603306 | | | 21089 15,0 + ATE | 2.0 16V Turbo | | | 09.93 | 05.98 | | | | | | 2.3 16V | | | 09.93 | 05.98 | | | | | | 2.3 16V Turbo | | | 09.93 | 05.98 | | | | | | 3.0 V6 | | | 09.94 | 05.98 | | | | | |  | <table border="1"> <tr> <td>2.0 16V</td> <td></td> <td></td> <td>09.93</td> <td>05.98</td> <td>24.0109-0130.1</td> <td>409130</td> <td></td> <td></td> <td>258 9,0 7,5</td> </tr> <tr> <td>2.0 16V Turbo</td> <td></td> <td></td> <td>09.93</td> <td>05.98</td> <td></td> <td></td> <td></td> <td></td> <td></td> </tr> <tr> <td>2.3 16V</td> <td></td> <td></td> <td>09.93</td> <td>05.98</td> <td></td> <td></td> <td></td> <td></td> <td></td> </tr> <tr> <td>2.3 16V Turbo</td> <td></td> <td></td> <td>09.93</td> <td>05.98</td> <td></td> <td></td> <td></td> <td></td> <td></td> </tr> <tr> <td>3.0 V6</td> <td></td> <td></td> <td>09.94</td> <td>05.98</td> <td></td> <td></td> <td></td> <td></td> <td></td> </tr> <tr> <td></td> <td> <table border="1"> <tr> <td>2.0 16V</td> <td></td> <td></td> <td>01.96</td> <td>05.98</td> <td>24.0751-1176.1</td> <td>360051</td> <td></td> <td></td> <td>Radsensor L=1120</td> </tr> <tr> <td>2.0 16V Turbo</td> <td></td> <td></td> <td>01.96</td> <td>05.98</td> <td>24.0751-1177.1</td> <td>360052</td> <td></td> <td></td> <td>Radsensor L=1120</td> </tr> <tr> <td>2.3 16V</td> <td></td> <td></td> <td>01.96</td> <td>05.98</td> <td></td> <td></td> <td></td> <td></td> <td></td> </tr> <tr> <td>2.3 16V Turbo</td> <td></td> <td></td> <td>01.96</td> <td>05.98</td> <td></td> <td></td> <td></td> <td></td> <td></td> </tr> <tr> <td>3.0 V6</td> <td></td> <td></td> <td>01.96</td> <td>05.98</td> <td></td> <td></td> <td></td> <td></td> <td></td> </tr> </table> </td> </tr> </table> | 2.0 16V | | | 09.93 | 05.98 | 24.0109-0130.1 | 409130 |
 | | 258 9,0 7,5 | 2.0 16V Turbo | | | 09.93 | 05.98 | | | | | | 2.3 16V | | | 09.93 | 05.98 | | | | | | 2.3 16V Turbo | | | 09.93 | 05.98 | |
 | | | | 3.0 V6 | | | 09.94 | 05.98 | | | | | |  | <table border="1"> <tr> <td>2.0 16V</td> <td></td> <td></td> <td>01.96</td> <td>05.98</td> <td>24.0751-1176.1</td> <td>360051</td> <td></td> <td></td> <td>Radsensor L=1120</td> </tr> <tr> <td>2.0 16V Turbo</td> <td></td> <td></td> <td>01.96</td> <td>05.98</td> <td>24.0751-1177.1</td> <td>360052</td> <td></td> <td></td> <td>Radsensor L=1120</td> </tr> <tr> <td>2.3 16V</td> <td></td> <td></td> <td>01.96</td> <td>05.98</td> <td></td> <td></td> <td></td> <td></td> <td></td> </tr> <tr> <td>2.3 16V Turbo</td> <td></td> <td></td> <td>01.96</td> <td>05.98</td> <td></td> <td></td> <td></td> <td></td> <td></td> </tr> <tr> <td>3.0 V6</td> <td></td> <td></td> <td>01.96</td> <td>05.98</td> <td></td> <td></td> <td></td> <td></td> <td></td> </tr> </table> | 2.0 16V | | | 01.96 | 05.98 | 24.0751-1176.1 | 360051 |  | | Radsensor L=1120 | 2.0 16V Turbo | | | 01.96 | 05.98 | 24.0751-1177.1 | 360052 |  | | Radsensor L=1120 | 2.3 16V | | | 01.96 | 05.98 | | | | | | 2.3 16V Turbo | | | 01.96 | 05.98 | | |
 | | | 3.0 V6 | | | 01.96 | 05.98 | | | | |
 | | | | | | | | | | | | | | | | | | | | | | | | | | | | | | | | | | | | | | | | | | | | | | | | | | | |
 | | | | | | | | | | | | | | | | | | | | | | | | | | | | | | | | | | | | | | | | | | | | | | | | | | | |
 | | | | | | | | | | | | | | | | | | | | | | | | | | | | | |
 | | | | | | | | | | | | | | | | | | | | | | | | | | | | | | | | | | | | | | | | | | | | | | | | | | | |
 | | | | | | | | | | | | | | | | | | | | | | | | | | | | | |
 | | | | | | | | | | | | | | | | | | | | | | | | | | | | | | | | | | | | | | | | | | | | | | | | | | | |
 | | | | | | | | | | | | | | | | | | | | | | | | | | | | | | | | | | | | | | | | | | | | | | | | | | | | | | | | | | | | | | | | | | | | | | | | | | | | | | | | | |
 | | | | | | | | | | | | | | | | | | | | | | | | | | | | | | | | | | | | | | | | | | | | | | | | | | | | | | | | | | | | | | | | | | | | | | | | | | | | | | | | | | | | | | | | | | | | | | | | | | | | | | | | | | | | | | | | | | | | | | | | | | | | | | | | | | | | | | | | | | | | | | | | | | | | | | | | | | |
| 2.0 16V |
 | | 09.93 | 05.98 | 24.0125-0125.1 | 425125 | | | 280 25,0 23,0 V | | | | | | | | | | | | | | | | | | | | | | | | | | | | | | | | | | | | | | | | | | | | | | | | | | | | | | | | | | | | | | | | | | | | | | | | | | | | | | | | | | | | | | | | | | | | | | | |
 | | | | | | | | | | | | | | | | | | | | | |
 | | | | | | | | | | | | | | | | | | | | | | | | | | | | | | | | | | | | | | | | | | | | | | | | | | | | | | | | | | | |
 | | | | | | | | | | | | | | | | | | | | | | | | | | | | | | | | | | | | | | | | | |
 | | | | | | | | | | | | | | | | | | | | | | | | | | | | | | | | | | | | | | | |
 | | | | | | | | | | | | | |
 | | | | | | | | | | | | | | | | | | | | | | | | | | | | | | | | | | | | | | | | | | | | | | | | | | | | | | | | | |
 | | | | | | | | | | | | | | | | | | | | | | | | | | | | | | | | | | | | | | | | | | | | | | | | | | | |
 | | | | | | | | | | | | | | | | | | | | | | | | | | | | | | | | | | | | | | | | | | | |
 | | | | | | | | | | | | | | | | | | | | | | | | | | | | | | | | | | | | | |
 | | | | | | | | | | | | | | | | | | | | | | | | | | | | | | | | | | | | | | | | | | | |
 | | | | | | | | | | | | | | | | | | | | | | | | | | | | | | | | | | | | | | | | | | | | | | | | | | | | | | | | | | | |
 | | | | | | | | | | | | | | | | | | | | | | | | | | | | | | | | | | | | | | | | | | | | | | | | | | | | | | | | | | | | | | | | | | | | | | | | | | | | | | | | | | | | | | | | | | | | | | | | | | | | | | | |
 | | | | | | | | | | | | | | | | | | | | | | | | | | | | | | | | | | | | | | | | | | | | | | | | | | | | | | | | | | | | | | | | | | | | | | | | | | | | | | | | | | | | | | | | | | | | | | | | | | | | | | |
| 2.0 16V Turbo |
 | | 09.93 | 05.98 | | | | | | | | | | | | | | | | | | | | | | | | | | | | | | | | | | | | | | | | | | | | | | | | | | | | | | | | | | | | | | | | | | | | | | | | | | | | | | | | | | | | | | | | | | | | | | | | | | | | |
 | | | | | | | | | | | | | | | | | | | | | |
 | | | | | | | | | | | | | | | | | | | | | | | | | | | | | | | | | | | | | | | | | | | | | | | | | | | | | | | | | | | |
 | | | | | | | | | | | | | | | | | | | | | | | | | | | | | | | | | | | | | | | | | |
 | | | | | | | | | | | | | | | | | | | | | | | | | | | | | | | | | | | | | | | |
 | | | | | | | | | | | | | |
 | | | | | | | | | | | | | | | | | | | | | | | | | | | | | | | | | | | | | | | | | | | | | | | | | | | | | | | | | |
 | | | | | | | | | | | | | | | | | | | | | | | | | | | | | | | | | | | | | | | | | | | | | | | | | | | |
 | | | | | | | | | | | | | | | | | | | | | | | | | | | | | | | | | | | | | | | | | | | |
 | | | | | | | | | | | | | | | | | | | | | | | | | | | | | | | | | | | | | |
 | | | | | | | | | | | | | | | | | | | | | | | | | | | | | | | | | | | | | | | | | | | |
 | | | | | | | | | | | | | | | | | | | | | | | | | | | | | | | | | | | | | | | | | | | | | | | | | | | | | | | | | | | |
 | | | | | | | | | | | | | | | | | | | | | | | | | | | | | | | | | | | | | | | | | | | | | | | | | | | | | | | | | | | | | | | | | | | | | | | | | | | | | | | | | | | | | | | | | | | | | | | | | | | | | | | |
 | | | | | | | | | | | | | | | | | | | | | | | | | | | | | | | | | | | | | | | | | | | | | | | | | | | | | | | | | | | | | | | | | | | | | | | | | | | | | | | | | | | | | | | | | | | | | | | | | | | | | | |
| 2.3 16V |
 | | 09.93 | 05.98 | | | | | | | | | | | | | | | | | | | | | | | | | | | | | | | | | | | | | | | | | | | | | | | | | | | | | | | | | | | | | | | | | | | | | | | | | | | | | | | | | | | | | | | | | | | | | | | | | | | | |
 | | | | | | | | | | | | | | | | | | | | | |
 | | | | | | | | | | | | | | | | | | | | | | | | | | | | | | | | | | | | | | | | | | | | | | | | | | | | | | | | | | | |
 | | | | | | | | | | | | | | | | | | | | | | | | | | | | | | | | | | | | | | | | | |
 | | | | | | | | | | | | | | | | | | | | | | | | | | | | | | | | | | | | | | | |
 | | | | | | | | | | | | | |
 | | | | | | | | | | | | | | | | | | | | | | | | | | | | | | | | | | | | | | | | | | | | | | | | | | | | | | | | | |
 | | | | | | | | | | | | | | | | | | | | | | | | | | | | | | | | | | | | | | | | | | | | | | | | | | | |
 | | | | | | | | | | | | | | | | | | | | | | | | | | | | | | | | | | | | | | | | | | | |
 | | | | | | | | | | | | | | | | | | | | | | | | | | | | | | | | | | | | | |
 | | | | | | | | | | | | | | | | | | | | | | | | | | | | | | | | | | | | | | | | | | | |
 | | | | | | | | | | | | | | | | | | | | | | | | | | | | | | | | | | | | | | | | | | | | | | | | | | | | | | | | | | | |
 | | | | | | | | | | | | | | | | | | | | | | | | | | | | | | | | | | | | | | | | | | | | | | | | | | | | | | | | | | | | | | | | | | | | | | | | | | | | | | | | | | | | | | | | | | | | | | | | | | | | | | | |
 | | | | | | | | | | | | | | | | | | | | | | | | | | | | | | | | | | | | | | | | | | | | | | | | | | | | | | | | | | | | | | | | | | | | | | | | | | | | | | | | | | | | | | | | | | | | | | | | | | | | | | |
| 2.3 16V Turbo |
 | | 09.93 | 05.98 | | | | | | | | | | | | | | | | | | | | | | | | | | | | | | | | | | | | | | | | | | | | | | | | | | | | | | | | | | | | | | | | | | | | | | | | | | | | | | | | | | | | | | | | | | | | | | | | | | | | |
 | | | | | | | | | | | | | | | | | | | | | |
 | | | | | | | | | | | | | | | | | | | | | | | | | | | | | | | | | | | | | | | | | | | | | | | | | | | | | | | | | | | |
 | | | | | | | | | | | | | | | | | | | | | | | | | | | | | | | | | | | | | | | | | |
 | | | | | | | | | | | | | | | | | | | | | | | | | | | | | | | | | | | | | | | |
 | | | | | | | | | | | | | |
 | | | | | | | | | | | | | | | | | | | | | | | | | | | | | | | | | | | | | | | | | | | | | | | | | | | | | | | | | |
 | | | | | | | | | | | | | | | | | | | | | | | | | | | | | | | | | | | | | | | | | | | | | | | | | | | |
 | | | | | | | | | | | | | | | | | | | | | | | | | | | | | | | | | | | | | | | | | | | |
 | | | | | | | | | | | | | | | | | | | | | | | | | | | | | | | | | | | | | |
 | | | | | | | | | | | | | | | | | | | | | | | | | | | | | | | | | | | | | | | | | | | |
 | | | | | | | | | | | | | | | | | | | | | | | | | | | | | | | | | | | | | | | | | | | | | | | | | | | | | | | | | | | |
 | | | | | | | | | | | | | | | | | | | | | | | | | | | | | | | | | | | | | | | | | | | | | | | | | | | | | | | | | | | | | | | | | | | | | | | | | | | | | | | | | | | | | | | | | | | | | | | | | | | | | | | |
 | | | | | | | | | | | | | | | | | | | | | | | | | | | | | | | | | | | | | | | | | | | | | | | | | | | | | | | | | | | | | | | | | | | | | | | | | | | | | | | | | | | | | | | | | | | | | | | | | | | | | | |
| 3.0 V6 |
 | | 09.94 | 05.98 | | | | | | | | | | | | | | | | | | | | | | | | | | | | | | | | | | | | | | | | | | | | | | | | | | | | | | | | | | | | | | | | | | | | | | | | | | | | | | | | | | | | | | | | | | | | | | | | | | | | |
 | | | | | | | | | | | | | | | | | | | | | |
 | | | | | | | | | | | | | | | | | | | | | | | | | | | | | | | | | | | | | | | | | | | | | | | | | | | | | | | | | | | |
 | | | | | | | | | | | | | | | | | | | | | | | | | | | | | | | | | | | | | | | | | |
 | | | | | | | | | | | | | | | | | | | | | | | | | | | | | | | | | | | | | | | |
 | | | | | | | | | | | | | |
 | | | | | | | | | | | | | | | | | | | | | | | | | | | | | | | | | | | | | | | | | | | | | | | | | | | | | | | | | |
 | | | | | | | | | | | | | | | | | | | | | | | | | | | | | | | | | | | | | | | | | | | | | | | | | | | |
 | | | | | | | | | | | | | | | | | | | | | | | | | | | | | | | | | | | | | | | | | | | |
 | | | | | | | | | | | | | | | | | | | | | | | | | | | | | | | | | | | | | |
 | | | | | | | | | | | | | | | | | | | | | | | | | | | | | | | | | | | | | | | | | | | |
 | | | | | | | | | | | | | | | | | | | | | | | | | | | | | | | | | | | | | | | | | | | | | | | | | | | | | | | | | | | |
 | | | | | | | | | | | | | | | | | | | | | | | | | | | | | | | | | | | | | | | | | | | | | | | | | | | | | | | | | | | | | | | | | | | | | | | | | | | | | | | | | | | | | | | | | | | | | | | | | | | | | | | |
 | | | | | | | | | | | | | | | | | | | | | | | | | | | | | | | | | | | | | | | | | | | | | | | | | | | | | | | | | | | | | | | | | | | | | | | | | | | | | | | | | | | | | | | | | | | | | | | | | | | | | | |
|  | <table border="1"> <tr> <td>2.0 16V</td> <td></td> <td></td> <td>01.96</td> <td>05.98</td> <td>24.0751-1174.1</td> <td>360049</td> <td></td> <td></td> <td>Radsensor L=1100</td> </tr> <tr> <td>2.0 16V Turbo</td> <td></td> <td></td> <td>01.96</td> <td>05.98</td> <td>24.0751-1175.1</td> <td>360050</td> <td></td> <td></td> <td>Radsensor L=1150</td> </tr> <tr> <td>2.3 16V</td> <td></td> <td></td> <td>01.96</td> <td>05.98</td> <td></td> <td></td> <td></td> <td></td> <td></td> </tr> <tr> <td>2.3 16V Turbo</td> <td></td> <td></td> <td>01.96</td> <td>05.98</td> <td></td> <td></td> <td></td> <td></td> <td></td> </tr> <tr> <td>3.0 V6</td> <td></td> <td></td> <td>01.96</td> <td>05.98</td> <td></td> <td></td> <td></td> <td></td> <td></td> </tr> <tr> <td></td> <td> <table border="1"> <tr> <td>2.0 16V</td> <td></td> <td></td> <td>09.93</td> <td>05.98</td> <td>13.0460-3306.2</td> <td>603306</td> <td></td> <td></td> <td>21089 15,0 + ATE</td> </tr> <tr> <td>2.0 16V Turbo</td> <td></td> <td></td> <td>09.93</td> <td>05.98</td> <td></td> <td></td> <td></td> <td></td> <td></td> </tr> <tr> <td>2.3 16V</td> <td></td> <td></td> <td>09.93</td> <td>05.98</td> <td></td> <td></td> <td></td> <td></td> <td></td> </tr> <tr> <td>2.3 16V Turbo</td> <td></td> <td></td> <td>09.93</td> <td>05.98</td> <td></td> <td></td> <td></td> <td></td> <td></td> </tr> <tr> <td>3.0 V6</td> <td></td> <td></td> <td>09.94</td> <td>05.98</td> <td></td> <td></td> <td></td> <td></td> <td></td> </tr> <tr> <td></td> <td> <table border="1"> <tr> <td>2.0 16V</td> <td></td> <td></td> <td>09.93</td> <td>05.98</td> <td>24.0109-0130.1</td> <td>409130</td> <td></td> <td></td> <td>258 9,0 7,5</td> </tr> <tr> <td>2.0 16V Turbo</td> <td></td> <td></td> <td>09.93</td> <td>05.98</td> <td></td> <td></td> <td></td> <td></td> <td></td> </tr> <tr> <td>2.3 16V</td> <td></td> <td></td> <td>09.93</td> <td>05.98</td> <td></td> <td></td> <td></td> <td></td> <td></td> </tr> <tr> <td>2.3 16V Turbo</td> <td></td> <td></td> <td>09.93</td> <td>05.98</td> <td></td> <td></td> <td></td> <td></td> <td></td> </tr> <tr> <td>3.0 V6</td> <td></td> <td></td> <td>09.94</td> <td>05.98</td> <td></td> <td></td> <td></td> <td></td> <td></td> </tr> <tr> <td></td> <td> <table border="1"> <tr> <td>2.0 16V</td> <td></td> <td></td> <td>01.96</td> <td>05.98</td> <td>24.0751-1176.1</td> <td>360051</td> <td></td> <td></td> <td>Radsensor L=1120</td> </tr> <tr> <td>2.0 16V Turbo</td> <td></td> <td></td> <td>01.96</td> <td>05.98</td> <td>24.0751-1177.1</td> <td>360052</td> <td></td> <td></td> <td>Radsensor L=1120</td> </tr> <tr> <td>2.3 16V</td> <td></td> <td></td> <td>01.96</td> <td>05.98</td> <td></td> <td></td> <td></td> <td></td> <td></td> </tr> <tr> <td>2.3 16V Turbo</td> <td></td> <td></td> <td>01.96</td> <td>05.98</td> <td></td> <td></td> <td></td> <td></td> <td></td> </tr> <tr> <td>3.0 V6</td> <td></td> <td></td> <td>01.96</td> <td>05.98</td> <td></td> <td></td> <td></td> <td></td> <td></td> </tr> </table> </td> </tr> </table></td></tr></table></td></tr></table>
 | 2.0 16V | | | 01.96 | 05.98 | 24.0751-1174.1 | 360049 |  | | Radsensor L=1100 | 2.0 16V Turbo | | | 01.96 | 05.98 | 24.0751-1175.1 | 360050 |  | | Radsensor L=1150 | 2.3 16V | | | 01.96 | 05.98 | | | | | | 2.3 16V Turbo | | | 01.96 | 05.98 | | | | | | 3.0 V6 | | | 01.96 | 05.98 | | | | | |  | <table border="1"> <tr> <td>2.0 16V</td> <td></td> <td></td> <td>09.93</td> <td>05.98</td> <td>13.0460-3306.2</td> <td>603306</td> <td></td> <td></td> <td>21089 15,0 + ATE</td> </tr> <tr> <td>2.0 16V Turbo</td> <td></td> <td></td> <td>09.93</td> <td>05.98</td> <td></td> <td></td> <td></td> <td></td> <td></td> </tr> <tr> <td>2.3 16V</td> <td></td> <td></td> <td>09.93</td> <td>05.98</td> <td></td> <td></td> <td></td> <td></td> <td></td> </tr> <tr> <td>2.3 16V Turbo</td> <td></td> <td></td> <td>09.93</td> <td>05.98</td> <td></td> <td></td> <td></td> <td></td> <td></td> </tr> <tr> <td>3.0 V6</td> <td></td> <td></td> <td>09.94</td> <td>05.98</td> <td></td> <td></td> <td></td> <td></td> <td></td> </tr> <tr> <td></td> <td> <table border="1"> <tr> <td>2.0 16V</td> <td></td> <td></td> <td>09.93</td> <td>05.98</td> <td>24.0109-0130.1</td> <td>409130</td> <td></td> <td></td> <td>258 9,0 7,5</td> </tr> <tr> <td>2.0 16V Turbo</td> <td></td> <td></td> <td>09.93</td> <td>05.98</td> <td></td> <td></td> <td></td> <td></td> <td></td> </tr> <tr> <td>2.3 16V</td> <td></td> <td></td> <td>09.93</td> <td>05.98</td> <td></td> <td></td> <td></td> <td></td> <td></td> </tr> <tr> <td>2.3 16V Turbo</td> <td></td> <td></td> <td>09.93</td> <td>05.98</td> <td></td> <td></td> <td></td> <td></td> <td></td> </tr> <tr> <td>3.0 V6</td> <td></td> <td></td> <td>09.94</td> <td>05.98</td> <td></td> <td></td> <td></td> <td></td> <td></td> </tr> <tr> <td></td> <td> <table border="1"> <tr> <td>2.0 16V</td> <td></td> <td></td> <td>01.96</td> <td>05.98</td> <td>24.0751-1176.1</td> <td>360051</td> <td></td> <td></td> <td>Radsensor L=1120</td> </tr> <tr> <td>2.0 16V Turbo</td> <td></td> <td></td> <td>01.96</td> <td>05.98</td> <td>24.0751-1177.1</td> <td>360052</td> <td></td> <td></td> <td>Radsensor L=1120</td> </tr> <tr> <td>2.3 16V</td> <td></td> <td></td> <td>01.96</td> <td>05.98</td> <td></td> <td></td> <td></td> <td></td> <td></td> </tr> <tr> <td>2.3 16V Turbo</td> <td></td> <td></td> <td>01.96</td> <td>05.98</td> <td></td> <td></td> <td></td> <td></td> <td></td> </tr> <tr> <td>3.0 V6</td> <td></td> <td></td> <td>01.96</td> <td>05.98</td> <td></td> <td></td> <td></td> <td></td> <td></td> </tr> </table> </td> </tr> </table></td></tr></table> | 2.0 16V | | | 09.93 | 05.98 | 13.0460-3306.2 | 603306 | | | 21089 15,0 + ATE | 2.0 16V Turbo | | | 09.93 | 05.98 | | | | | | 2.3 16V | | | 09.93 | 05.98 | | | | |

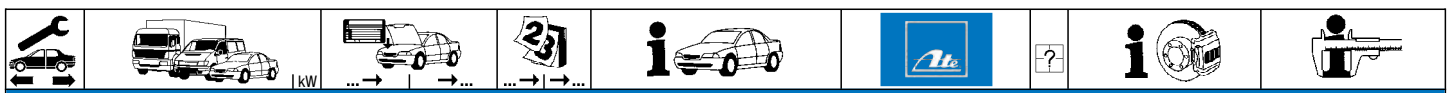
 | 2.3 16V Turbo | | | 09.93 | 05.98 | | | | | | 3.0 V6 | | | 09.94 | 05.98 | | | | | |  | <table border="1"> <tr> <td>2.0 16V</td> <td></td> <td></td> <td>09.93</td> <td>05.98</td> <td>24.0109-0130.1</td> <td>409130</td> <td></td> <td></td> <td>258 9,0 7,5</td> </tr> <tr> <td>2.0 16V Turbo</td> <td></td> <td></td> <td>09.93</td> <td>05.98</td> <td></td> <td></td> <td></td> <td></td> <td></td> </tr> <tr> <td>2.3 16V</td> <td></td> <td></td> <td>09.93</td> <td>05.98</td> <td></td> <td></td> <td></td> <td></td> <td></td> </tr> <tr> <td>2.3 16V Turbo</td> <td></td> <td></td> <td>09.93</td> <td>05.98</td> <td></td> <td></td> <td></td> <td></td> <td></td> </tr> <tr> <td>3.0 V6</td> <td></td> <td></td> <td>09.94</td> <td>05.98</td> <td></td> <td></td> <td></td> <td></td> <td></td> </tr> <tr> <td></td> <td> <table border="1"> <tr> <td>2.0 16V</td> <td></td> <td></td> <td>01.96</td> <td>05.98</td> <td>24.0751-1176.1</td> <td>360051</td> <td></td> <td></td> <td>Radsensor L=1120</td> </tr> <tr> <td>2.0 16V Turbo</td> <td></td> <td></td> <td>01.96</td> <td>05.98</td> <td>24.0751-1177.1</td> <td>360052</td> <td></td> <td></td> <td>Radsensor L=1120</td> </tr> <tr> <td>2.3 16V</td> <td></td> <td></td> <td>01.96</td> <td>05.98</td> <td></td> <td></td> <td></td> <td></td> <td></td> </tr> <tr> <td>2.3 16V Turbo</td> <td></td> <td></td> <td>01.96</td> <td>05.98</td> <td></td> <td></td> <td></td> <td></td> <td></td> </tr> <tr> <td>3.0 V6</td> <td></td> <td></td> <td>01.96</td> <td>05.98</td> <td></td> <td></td> <td></td> <td></td> <td></td> </tr> </table> </td> </tr> </table> | 2.0 16V | | | 09.93 | 05.98 | 24.0109-0130.1 | 409130 | | | 258 9,0 7,5 | 2.0 16V Turbo | | | 09.93 | 05.98 | | | | | | 2.3 16V | | | 09.93 | 05.98 | | | | | | 2.3 16V Turbo | | | 09.93 | 05.98 | | | | | | 3.0 V6 | | | 09.94 | 05.98 | | | | | |  | <table border="1"> <tr> <td>2.0 16V</td> <td></td> <td></td> <td>01.96</td> <td>05.98</td> <td>24.0751-1176.1</td> <td>360051</td> <td></td> <td></td> <td>Radsensor L=1120</td> </tr> <tr> <td>2.0 16V Turbo</td> <td></td> <td></td> <td>01.96</td> <td>05.98</td> <td>24.0751-1177.1</td> <td>360052</td> <td></td> <td></td> <td>Radsensor L=1120</td> </tr> <tr> <td>2.3 16V</td> <td></td> <td></td> <td>01.96</td> <td>05.98</td> <td></td> <td></td> <td></td> <td></td> <td></td> </tr> <tr> <td>2.3 16V Turbo</td> <td></td> <td></td> <td>01.96</td> <td>05.98</td> <td></td> <td></td> <td></td> <td></td> <td></td> </tr> <tr> <td>3.0 V6</td> <td></td> <td></td> <td>01.96</td> <td>05.98</td> <td></td> <td></td> <td></td> <td></td> <td></td> </tr> </table> | 2.0 16V | | | 01.96 | 05.98 | 24.0751-1176.1 | 360051 | 
 | | Radsensor L=1120 | 2.0 16V Turbo | | | 01.96 | 05.98 | 24.0751-1177.1 | 360052 |  | | Radsensor L=1120 | 2.3 16V | | | 01.96 | 05.98 | | | | | | 2.3 16V Turbo | | | 01.96 | 05.98 | | | | | | 3.0 V6 | | | 01.96 | 05.98 | | | | | | | | | | | | | | | | | | | | | | | | | | | | | | | | | | | | | | | | | | | | | | | | | | | | | | | | | | | | | | | | | | | | | | | | | | | | | | | | | | | | | | | | | | | | | | | | | | | | | | | | | | | | | | | | | | | | | |
 | | | | | | | | | | | | | | | | | | | | | | | | | | | | | | | | | | | | | | | |
 | | | | | | | | | | | |
 | | | | | | | | | | | | | | | | | | | | | | | | | | | | | | | | | | | | | | | | | | | | | | | | | | | |
 | | | | | | | | | | | | | | | | | | | | | | | | | | | | | | | | | | | | | | | | | | | | | | | | | | | |
 | | | | | | | | | | | | | | | | | | | | | | | | | | | | | | | | | | | | | | | | | | | | |
 | | | | | | | | | | | | | | | | | | | | | | | | | | | | | | | | | | | | |
 | | | | | | | | | | | | | | | | | | | | | | | | | | | | | |
 | | | | | | | | | | | | | | | | | | | | | | | | | | | | | | | | | | | | | | | | | | | | | | | | | | | |
 | | | | | | | | | | | | | | | | | | | | | | | | | | | | | | | | | | | | | | | | | | | | | | | | | | | | | | | | | | | | | | | | | | | | | | | | | | | | | | | | | |
 | | | | | | | | | | | | | | | | | | | | | | | | | | | | | | | | | | | | | | | | | | | | | | | | | | | | | | | | | | | | | | | | | | | | | | | | | | | | | | | | | | | | | | | | | | | | | | | | | | | | | | | | | | | | | | | | | | | | | | | | | | | | | | | | | | | | | | | | | | | | | | | | | | | | | | | | | | |
| 2.0 16V |
 | | 01.96 | 05.98 | 24.0751-1174.1 | 360049 |  | | Radsensor L=1100 | | | | | | | | | | | | | | | | | | | | | | | | | | | | | | | | | | | | | | | | | | | | | | | | | | | | | | | | | | | | | | | | | | | | | | | | | | | | | | | | | | | | | | | | | | | | | | | |
 | | | | | | | | | | | | | | | | | | | | | |
 | | | | | | | | | | | | | | | | | | | | | | | | | | | | | | | | | | | | | | | | | | | | | | | | | | | | | | | | | | | |
 | | | | | | | | | | | | | | | | | | | | | | | | | | | | | | | | | | | | | | | | | |
 | | | | | | | | | | | | | | | | | | | | | | | | | | | | | | | | | | | | | | | |
 | | | | | | | | | | | | | |
 | | | | | | | | | | | | | | | | | | | | | | | | | | | | | | | | | | | | | | | | | | | | | | | | | | | |
 | | | | | | | | | | | | | | | | | | | | | | | | | | | | | | | | | | | | | | | | | | | | | | | | | | | | | | | | | |
 | | | | | | | | | | | | | | | | | | | | | | | | | | | | | | | | | | | | | | | | | | | |
 | | | | | | | | | | | | | | | | | | | | | | | | | | | | | | | | | | | | | |
 | | | | | | | | | | | | | | | | | | | | | | | | | | | | | | | | | | | | | | | | | | | |
 | | | | | | | | | | | | | | | | | | | | | | | | | | | | | | | | | | | | | | | | | | | | | | | | | | | | | | | | | | | |
 | | | | | | | | | | | | | | | | | | | | | | | | | | | | | | | | | | | | | | | | | | | | | | | | | | | | | | | | | | | | | | | | | | | | | | | | | | | | | | | | | | | | | | | | | | | | | | | | | | | | | | | |
 | | | | | | | | | | | | | | | | | | | | | | | | | | | | | | | | | | | | | | | | | | | | | | | | | | | | | | | | | | | | | | | | | | | | | | | | | | | | | | | | | | | | | | | | | | | | | | | | | | | | | | |
| 2.0 16V Turbo |
 | | 01.96 | 05.98 | 24.0751-1175.1 | 360050 |  | | Radsensor L=1150 | | | | | | | | | | | | | | | | | | | | | | | | | | | | | | | | | | | | | | | | | | | | | | | | | | | | | | | | | | | | | | | | | | | | | | | | | | | | | | | | | | | | | | | | | | | | | | | |
 | | | | | | | | | | | | | | | | | | | | | |
 | | | | | | | | | | | | | | | | | | | | | | | | | | | | | | | | | | | | | | | | | | | | | | | | | | | | | | | | | | | |
 | | | | | | | | | | | | | | | | | | | | | | | | | | | | | | | | | | | | | | | | | |
 | | | | | | | | | | | | | | | | | | | | | | | | | | | | | | | | | | | | | | | |
 | | | | | | | | | | | | | |
 | | | | | | | | | | | | | | | | | | | | | | | | | | | | | | | | | | | | | | | | | | | | | | | | | | | |
 | | | | | | | | | | | | | | | | | | | | | | | | | | | | | | | | | | | | | | | | | | | | | | | | | | | | | | | | | |
 | | | | | | | | | | | | | | | | | | | | | | | | | | | | | | | | | | | | | | | | | | | |
 | | | | | | | | | | | | | | | | | | | | | | | | | | | | | | | | | | | | | |
 | | | | | | | | | | | | | | | | | | | | | | | | | | | | | | | | | | | | | | | | | | | |
 | | | | | | | | | | | | | | | | | | | | | | | | | | | | | | | | | | | | | | | | | | | | | | | | | | | | | | | | | | | |
 | | | | | | | | | | | | | | | | | | | | | | | | | | | | | | | | | | | | | | | | | | | | | | | | | | | | | | | | | | | | | | | | | | | | | | | | | | | | | | | | | | | | | | | | | | | | | | | | | | | | | | | |
 | | | | | | | | | | | | | | | | | | | | | | | | | | | | | | | | | | | | | | | | | | | | | | | | | | | | | | | | | | | | | | | | | | | | | | | | | | | | | | | | | | | | | | | | | | | | | | | | | | | | | | |
| 2.3 16V |
 | | 01.96 | 05.98 | | | | | | | | | | | | | | | | | | | | | | | | | | | | | | | | | | | | | | | | | | | | | | | | | | | | | | | | | | | | | | | | | | | | | | | | | | | | | | | | | | | | | | | | | | | | | | | | | | | | |
 | | | | | | | | | | | | | | | | | | | | | |
 | | | | | | | | | | | | | | | | | | | | | | | | | | | | | | | | | | | | | | | | | | | | | | | | | | | | | | | | | | | |
 | | | | | | | | | | | | | | | | | | | | | | | | | | | | | | | | | | | | | | | | | |
 | | | | | | | | | | | | | | | | | | | | | | | | | | | | | | | | | | | | | | | |
 | | | | | | | | | | | | | |
 | | | | | | | | | | | | | | | | | | | | | | | | | | | | | | | | | | | | | | | | | | | | | | | | | | | | | | | | | |
 | | | | | | | | | | | | | | | | | | | | | | | | | | | | | | | | | | | | | | | | | | | | | | | | | | | |
 | | | | | | | | | | | | | | | | | | | | | | | | | | | | | | | | | | | | | | | | | | | |
 | | | | | | | | | | | | | | | | | | | | | | | | | | | | | | | | | | | | | |
 | | | | | | | | | | | | | | | | | | | | | | | | | | | | | | | | | | | | | | | | | | | |
 | | | | | | | | | | | | | | | | | | | | | | | | | | | | | | | | | | | | | | | | | | | | | | | | | | | | | | | | | | | |
 | | | | | | | | | | | | | | | | | | | | | | | | | | | | | | | | | | | | | | | | | | | | | | | | | | | | | | | | | | | | | | | | | | | | | | | | | | | | | | | | | | | | | | | | | | | | | | | | | | | | | | | |
 | | | | | | | | | | | | | | | | | | | | | | | | | | | | | | | | | | | | | | | | | | | | | | | | | | | | | | | | | | | | | | | | | | | | | | | | | | | | | | | | | | | | | | | | | | | | | | | | | | | | | | |
| 2.3 16V Turbo |
 | | 01.96 | 05.98 | | | | | | | | | | | | | | | | | | | | | | | | | | | | | | | | | | | | | | | | | | | | | | | | | | | | | | | | | | | | | | | | | | | | | | | | | | | | | | | | | | | | | | | | | | | | | | | | | | | | |
 | | | | | | | | | | | | | | | | | | | | | |
 | | | | | | | | | | | | | | | | | | | | | | | | | | | | | | | | | | | | | | | | | | | | | | | | | | | | | | | | | | | |
 | | | | | | | | | | | | | | | | | | | | | | | | | | | | | | | | | | | | | | | | | |
 | | | | | | | | | | | | | | | | | | | | | | | | | | | | | | | | | | | | | | | |
 | | | | | | | | | | | | | |
 | | | | | | | | | | | | | | | | | | | | | | | | | | | | | | | | | | | | | | | | | | | | | | | | | | | | | | | | | |
 | | | | | | | | | | | | | | | | | | | | | | | | | | | | | | | | | | | | | | | | | | | | | | | | | | | |
 | | | | | | | | | | | | | | | | | | | | | | | | | | | | | | | | | | | | | | | | | | | |
 | | | | | | | | | | | | | | | | | | | | | | | | | | | | | | | | | | | | | |
 | | | | | | | | | | | | | | | | | | | | | | | | | | | | | | | | | | | | | | | | | | | |
 | | | | | | | | | | | | | | | | | | | | | | | | | | | | | | | | | | | | | | | | | | | | | | | | | | | | | | | | | | | |
 | | | | | | | | | | | | | | | | | | | | | | | | | | | | | | | | | | | | | | | | | | | | | | | | | | | | | | | | | | | | | | | | | | | | | | | | | | | | | | | | | | | | | | | | | | | | | | | | | | | | | | | |
 | | | | | | | | | | | | | | | | | | | | | | | | | | | | | | | | | | | | | | | | | | | | | | | | | | | | | | | | | | | | | | | | | | | | | | | | | | | | | | | | | | | | | | | | | | | | | | | | | | | | | | |
| 3.0 V6 |
 | | 01.96 | 05.98 | | | | | | | | | | | | | | | | | | | | | | | | | | | | | | | | | | | | | | | | | | | | | | | | | | | | | | | | | | | | | | | | | | | | | | | | | | | | | | | | | | | | | | | | | | | | | | | | | | | | |
 | | | | | | | | | | | | | | | | | | | | | |
 | | | | | | | | | | | | | | | | | | | | | | | | | | | | | | | | | | | | | | | | | | | | | | | | | | | | | | | | | | | |
 | | | | | | | | | | | | | | | | | | | | | | | | | | | | | | | | | | | | | | | | | |
 | | | | | | | | | | | | | | | | | | | | | | | | | | | | | | | | | | | | | | | |
 | | | | | | | | | | | | | |
 | | | | | | | | | | | | | | | | | | | | | | | | | | | | | | | | | | | | | | | | | | | | | | | | | | | | | | | | | |
 | | | | | | | | | | | | | | | | | | | | | | | | | | | | | | | | | | | | | | | | | | | | | | | | | | | |
 | | | | | | | | | | | | | | | | | | | | | | | | | | | | | | | | | | | | | | | | | | | |
 | | | | | | | | | | | | | | | | | | | | | | | | | | | | | | | | | | | | | |
 | | | | | | | | | | | | | | | | | | | | | | | | | | | | | | | | | | | | | | | | | | | |
 | | | | | | | | | | | | | | | | | | | | | | | | | | | | | | | | | | | | | | | | | | | | | | | | | | | | | | | | | | | |
 | | | | | | | | | | | | | | | | | | | | | | | | | | | | | | | | | | | | | | | | | | | | | | | | | | | | | | | | | | | | | | | | | | | | | | | | | | | | | | | | | | | | | | | | | | | | | | | | | | | | | | | |
 | | | | | | | | | | | | | | | | | | | | | | | | | | | | | | | | | | | | | | | | | | | | | | | | | | | | | | | | | | | | | | | | | | | | | | | | | | | | | | | | | | | | | | | | | | | | | | | | | | | | | | |
|  | <table border="1"> <tr> <td>2.0 16V</td> <td></td> <td></td> <td>09.93</td> <td>05.98</td> <td>13.0460-3306.2</td> <td>603306</td> <td></td> <td></td> <td>21089 15,0 + ATE</td> </tr> <tr> <td>2.0 16V Turbo</td> <td></td> <td></td> <td>09.93</td> <td>05.98</td> <td></td> <td></td> <td></td> <td></td> <td></td> </tr> <tr> <td>2.3 16V</td> <td></td> <td></td> <td>09.93</td> <td>05.98</td> <td></td> <td></td> <td></td> <td></td> <td></td> </tr> <tr> <td>2.3 16V Turbo</td> <td></td> <td></td> <td>09.93</td> <td>05.98</td> <td></td> <td></td> <td></td> <td></td> <td></td> </tr> <tr> <td>3.0 V6</td> <td></td> <td></td> <td>09.94</td> <td>05.98</td> <td></td> <td></td> <td></td> <td></td> <td></td> </tr> <tr> <td></td> <td> <table border="1"> <tr> <td>2.0 16V</td> <td></td> <td></td> <td>09.93</td> <td>05.98</td> <td>24.0109-0130.1</td> <td>409130</td> <td></td> <td></td> <td>258 9,0 7,5</td> </tr> <tr> <td>2.0 16V Turbo</td> <td></td> <td></td> <td>09.93</td> <td>05.98</td> <td></td> <td></td> <td></td> <td></td> <td></td> </tr> <tr> <td>2.3 16V</td> <td></td> <td></td> <td>09.93</td> <td>05.98</td> <td></td> <td></td> <td></td> <td></td> <td></td> </tr> <tr> <td>2.3 16V Turbo</td> <td></td> <td></td> <td>09.93</td> <td>05.98</td> <td></td> <td></td> <td></td> <td></td> <td></td> </tr> <tr> <td>3.0 V6</td> <td></td> <td></td> <td>09.94</td> <td>05.98</td> <td></td> <td></td> <td></td> <td></td> <td></td> </tr> <tr> <td></td> <td> <table border="1"> <tr> <td>2.0 16V</td> <td></td> <td></td> <td>01.96</td> <td>05.98</td> <td>24.0751-1176.1</td> <td>360051</td> <td></td> <td></td> <td>Radsensor L=1120</td> </tr> <tr> <td>2.0 16V Turbo</td> <td></td> <td></td> <td>01.96</td> <td>05.98</td> <td>24.0751-1177.1</td> <td>360052</td> <td></td> <td></td> <td>Radsensor L=1120</td> </tr> <tr> <td>2.3 16V</td> <td></td> <td></td> <td>01.96</td> <td>05.98</td> <td></td> <td></td> <td></td> <td></td> <td></td> </tr> <tr> <td>2.3 16V Turbo</td> <td></td> <td></td> <td>01.96</td> <td>05.98</td> <td></td> <td></td> <td></td> <td></td> <td></td> </tr> <tr> <td>3.0 V6</td> <td></td> <td></td> <td>01.96</td> <td>05.98</td> <td></td> <td></td> <td></td> <td></td> <td></td> </tr> </table> </td> </tr> </table></td></tr></table>
 | 2.0 16V | | | 09.93 | 05.98 | 13.0460-3306.2 | 603306 | | | 21089 15,0 + ATE | 2.0 16V Turbo | | | 09.93 | 05.98 | | | | | | 2.3 16V | | | 09.93 | 05.98 | | | | | | 2.3 16V Turbo | | | 09.93 | 05.98 | | | | | | 3.0 V6 | | | 09.94 | 05.98 | | | | | |  | <table border="1"> <tr> <td>2.0 16V</td> <td></td> <td></td> <td>09.93</td> <td>05.98</td> <td>24.0109-0130.1</td> <td>409130</td> <td></td> <td></td> <td>258 9,0 7,5</td> </tr> <tr> <td>2.0 16V Turbo</td> <td></td> <td></td> <td>09.93</td> <td>05.98</td> <td></td> <td></td> <td></td> <td></td> <td></td> </tr> <tr> <td>2.3 16V</td> <td></td> <td></td> <td>09.93</td> <td>05.98</td> <td></td> <td></td> <td></td> <td></td> <td></td> </tr> <tr> <td>2.3 16V Turbo</td> <td></td> <td></td> <td>09.93</td> <td>05.98</td> <td></td> <td></td> <td></td> <td></td> <td></td> </tr> <tr> <td>3.0 V6</td> <td></td> <td></td> <td>09.94</td> <td>05.98</td> <td></td> <td></td> <td></td> <td></td> <td></td> </tr> <tr> <td></td> <td> <table border="1"> <tr> <td>2.0 16V</td> <td></td> <td></td> <td>01.96</td> <td>05.98</td> <td>24.0751-1176.1</td> <td>360051</td> <td></td> <td></td> <td>Radsensor L=1120</td> </tr> <tr> <td>2.0 16V Turbo</td> <td></td> <td></td> <td>01.96</td> <td>05.98</td> <td>24.0751-1177.1</td> <td>360052</td> <td></td> <td></td> <td>Radsensor L=1120</td> </tr> <tr> <td>2.3 16V</td> <td></td> <td></td> <td>01.96</td> <td>05.98</td> <td></td> <td></td> <td></td> <td></td> <td></td> </tr> <tr> <td>2.3 16V Turbo</td> <td></td> <td></td> <td>01.96</td> <td>05.98</td> <td></td> <td></td> <td></td> <td></td> <td></td> </tr> <tr> <td>3.0 V6</td> <td></td> <td></td> <td>01.96</td> <td>05.98</td> <td></td> <td></td> <td></td> <td></td> <td></td> </tr> </table> </td> </tr> </table> | 2.0 16V | | | 09.93 | 05.98 | 24.0109-0130.1 | 409130 | | | 258 9,0 7,5 | 2.0 16V Turbo | | | 09.93 | 05.98 | | | | | | 2.3 16V | | | 09.93 | 05.98 | | | | |

 | 2.3 16V Turbo | | | 09.93 | 05.98 | | | | | | 3.0 V6 | | | 09.94 | 05.98 | | | | | |  | <table border="1"> <tr> <td>2.0 16V</td> <td></td> <td></td> <td>01.96</td> <td>05.98</td> <td>24.0751-1176.1</td> <td>360051</td> <td></td> <td></td> <td>Radsensor L=1120</td> </tr> <tr> <td>2.0 16V Turbo</td> <td></td> <td></td> <td>01.96</td> <td>05.98</td> <td>24.0751-1177.1</td> <td>360052</td> <td></td> <td></td> <td>Radsensor L=1120</td> </tr> <tr> <td>2.3 16V</td> <td></td> <td></td> <td>01.96</td> <td>05.98</td> <td></td> <td></td> <td></td> <td></td> <td></td> </tr> <tr> <td>2.3 16V Turbo</td> <td></td> <td></td> <td>01.96</td> <td>05.98</td> <td></td> <td></td> <td></td> <td></td> <td></td> </tr> <tr> <td>3.0 V6</td> <td></td> <td></td> <td>01.96</td> <td>05.98</td> <td></td> <td></td> <td></td> <td></td> <td></td> </tr> </table> | 2.0 16V | | | 01.96 | 05.98 | 24.0751-1176.1 | 360051 |  | | Radsensor L=1120 | 2.0 16V Turbo | | | 01.96 | 05.98 | 24.0751-1177.1 | 360052 |  | | Radsensor L=1120 | 2.3 16V | | | 01.96 | 05.98 | | | | | | 2.3 16V Turbo | | | 01.96 | 05.98 | | | | | | 3.0 V6 | | | 01.96 | 05.98 | | | | | | | | | | | | | | | | | | | | | | | | | | | | | | | | | | | | | | | | | | | | | | | | | | | | | | | | | | | | | | | | | |
 | | | | | | | | | | | | | | | | | | | | | | | | | | | | | | | | | | | | | | | | | |
 | | | | | | | | | | | | | | | | | | | | | | | | | | | | | | | | | | | | | | | |
 | | | | | | | | | | | |
 | | | | | | | | | | | | | | | | | | | | | | | | | | | | | | | | | | | | | | | | | | | | | | | | | | | |
 | | | | | | | | | | | | | | | | | | | | | | | | | | | | | | | | | | | | | | | | | | | | | | | | | | | | | | | | | | | |
 | | | | | | | | | | | | | | | | | | | | | | | | | | | | | | | | | | | | | | | | | | |
 | | | | | | | | | | | | | | | | | | | | | | | | | | | | | | | | | | | | | |
 | | | | | | | | | | | | | | | | | | | | | | | | | | | | | | | | | | | | | | | | | | |
 | | | | | | | | | | | | | | | | | | | | | | | | | | | | | | | | | | | | | | | | | | | | | | | | | | | | |
 | | | | | | | | | | | | | | | | | | | | | | | | | | | | | | | | | | | | | | | | | | | | | | | | | | | | | | | | | | | | | | | | | | | | | | | | | | | | | | | | | |
 | | | | | | | | | | | | | | | | | | | | | | | | | | | | | | | | | | | | | | | | | | | | | | | | | | | | | | | | | | | | | | | | | | | | | | | | | | | | | | | | | | | | | | | | | | | | | | | | | | | | | | | | | | | | | | | | | | | | | | | | | | | | | | | | | | | | |
| 2.0 16V |
 | | 09.93 | 05.98 | 13.0460-3306.2 | 603306 | | | 21089 15,0 + ATE | | | | | | | | | | | | | | | | | | | | | | | | | | | | | | | | | | | | | | | | | | | | | | | | | | | | | | | | | | | | | | | | | | | | | | | | | | | | | | | | | | | | | | | | | | | | | | | |
 | | | | | | | | | | | | | | | | | | | | | |
 | | | | | | | | | | | | | | | | | | | | | | | | | | | | | | | | | | | | | | | | | | | | | | | | | | | | | | | | | | | |
 | | | | | | | | | | | | | | | | | | | | | | | | | | | | | | | | | | | | | | | | | |
 | | | | | | | | | | | | | | | | | | | | | | | | | | | | | | | | | | | | | | | |
 | | | | | | | | | | | | | |
 | | | | | | | | | | | | | | | | | | | | | | | | | | | | | | | | | | | | | | | | | | | | | | | | | | | | | | | | | |
 | | | | | | | | | | | | | | | | | | | | | | | | | | | | | | | | | | | | | | | | | | | | | | | | | | | |
 | | | | | | | | | | | | | | | | | | | | | | | | | | | | | | | | | | | | | | | | | | | |
 | | | | | | | | | | | | | | | | | | | | | | | | | | | | | | | | | | | | | |
 | | | | | | | | | | | | | | | | | | | | | | | | | | | | | | | | | | | | | | | | | | | |
 | | | | | | | | | | | | | | | | | | | | | | | | | | | | | | | | | | | | | | | | | | | | | | | | | | | | | | | | | | | |
 | | | | | | | | | | | | | | | | | | | | | | | | | | | | | | | | | | | | | | | | | | | | | | | | | | | | | | | | | | | | | | | | | | | | | | | | | | | | | | | | | | | | | | | | | | | | | | | | | | | | | | | |
 | | | | | | | | | | | | | | | | | | | | | | | | | | | | | | | | | | | | | | | | | | | | | | | | | | | | | | | | | | | | | | | | | | | | | | | | | | | | | | | | | | | | | | | | | | | | | | | | | | | | | | |
| 2.0 16V Turbo |
 | | 09.93 | 05.98 | | | | | | | | | | | | | | | | | | | | | | | | | | | | | | | | | | | | | | | | | | | | | | | | | | | | | | | | | | | | | | | | | | | | | | | | | | | | | | | | | | | | | | | | | | | | | | | | | | | | |
 | | | | | | | | | | | | | | | | | | | | | |
 | | | | | | | | | | | | | | | | | | | | | | | | | | | | | | | | | | | | | | | | | | | | | | | | | | | | | | | | | | | |
 | | | | | | | | | | | | | | | | | | | | | | | | | | | | | | | | | | | | | | | | | |
 | | | | | | | | | | | | | | | | | | | | | | | | | | | | | | | | | | | | | | | |
 | | | | | | | | | | | | | |
 | | | | | | | | | | | | | | | | | | | | | | | | | | | | | | | | | | | | | | | | | | | | | | | | | | | | | | | | | |
 | | | | | | | | | | | | | | | | | | | | | | | | | | | | | | | | | | | | | | | | | | | | | | | | | | | |
 | | | | | | | | | | | | | | | | | | | | | | | | | | | | | | | | | | | | | | | | | | | |
 | | | | | | | | | | | | | | | | | | | | | | | | | | | | | | | | | | | | | |
 | | | | | | | | | | | | | | | | | | | | | | | | | | | | | | | | | | | | | | | | | | | |
 | | | | | | | | | | | | | | | | | | | | | | | | | | | | | | | | | | | | | | | | | | | | | | | | | | | | | | | | | | | |
 | | | | | | | | | | | | | | | | | | | | | | | | | | | | | | | | | | | | | | | | | | | | | | | | | | | | | | | | | | | | | | | | | | | | | | | | | | | | | | | | | | | | | | | | | | | | | | | | | | | | | | | |
 | | | | | | | | | | | | | | | | | | | | | | | | | | | | | | | | | | | | | | | | | | | | | | | | | | | | | | | | | | | | | | | | | | | | | | | | | | | | | | | | | | | | | | | | | | | | | | | | | | | | | | |
| 2.3 16V |
 | | 09.93 | 05.98 | | | | | | | | | | | | | | | | | | | | | | | | | | | | | | | | | | | | | | | | | | | | | | | | | | | | | | | | | | | | | | | | | | | | | | | | | | | | | | | | | | | | | | | | | | | | | | | | | | | | |
 | | | | | | | | | | | | | | | | | | | | | |
 | | | | | | | | | | | | | | | | | | | | | | | | | | | | | | | | | | | | | | | | | | | | | | | | | | | | | | | | | | | |
 | | | | | | | | | | | | | | | | | | | | | | | | | | | | | | | | | | | | | | | | | |
 | | | | | | | | | | | | | | | | | | | | | | | | | | | | | | | | | | | | | | | |
 | | | | | | | | | | | | | |
 | | | | | | | | | | | | | | | | | | | | | | | | | | | | | | | | | | | | | | | | | | | | | | | | | | | | | | | | | |
 | | | | | | | | | | | | | | | | | | | | | | | | | | | | | | | | | | | | | | | | | | | | | | | | | | | |
 | | | | | | | | | | | | | | | | | | | | | | | | | | | | | | | | | | | | | | | | | | | |
 | | | | | | | | | | | | | | | | | | | | | | | | | | | | | | | | | | | | | |
 | | | | | | | | | | | | | | | | | | | | | | | | | | | | | | | | | | | | | | | | | | | |
 | | | | | | | | | | | | | | | | | | | | | | | | | | | | | | | | | | | | | | | | | | | | | | | | | | | | | | | | | | | |
 | | | | | | | | | | | | | | | | | | | | | | | | | | | | | | | | | | | | | | | | | | | | | | | | | | | | | | | | | | | | | | | | | | | | | | | | | | | | | | | | | | | | | | | | | | | | | | | | | | | | | | | |
 | | | | | | | | | | | | | | | | | | | | | | | | | | | | | | | | | | | | | | | | | | | | | | | | | | | | | | | | | | | | | | | | | | | | | | | | | | | | | | | | | | | | | | | | | | | | | | | | | | | | | | |
| 2.3 16V Turbo |
 | | 09.93 | 05.98 | | | | | | | | | | | | | | | | | | | | | | | | | | | | | | | | | | | | | | | | | | | | | | | | | | | | | | | | | | | | | | | | | | | | | | | | | | | | | | | | | | | | | | | | | | | | | | | | | | | | |
 | | | | | | | | | | | | | | | | | | | | | |
 | | | | | | | | | | | | | | | | | | | | | | | | | | | | | | | | | | | | | | | | | | | | | | | | | | | | | | | | | | | |
 | | | | | | | | | | | | | | | | | | | | | | | | | | | | | | | | | | | | | | | | | |
 | | | | | | | | | | | | | | | | | | | | | | | | | | | | | | | | | | | | | | | |
 | | | | | | | | | | | | | |
 | | | | | | | | | | | | | | | | | | | | | | | | | | | | | | | | | | | | | | | | | | | | | | | | | | | | | | | | | |
 | | | | | | | | | | | | | | | | | | | | | | | | | | | | | | | | | | | | | | | | | | | | | | | | | | | |
 | | | | | | | | | | | | | | | | | | | | | | | | | | | | | | | | | | | | | | | | | | | |
 | | | | | | | | | | | | | | | | | | | | | | | | | | | | | | | | | | | | | |
 | | | | | | | | | | | | | | | | | | | | | | | | | | | | | | | | | | | | | | | | | | | |
 | | | | | | | | | | | | | | | | | | | | | | | | | | | | | | | | | | | | | | | | | | | | | | | | | | | | | | | | | | | |
 | | | | | | | | | | | | | | | | | | | | | | | | | | | | | | | | | | | | | | | | | | | | | | | | | | | | | | | | | | | | | | | | | | | | | | | | | | | | | | | | | | | | | | | | | | | | | | | | | | | | | | | |
 | | | | | | | | | | | | | | | | | | | | | | | | | | | | | | | | | | | | | | | | | | | | | | | | | | | | | | | | | | | | | | | | | | | | | | | | | | | | | | | | | | | | | | | | | | | | | | | | | | | | | | |
| 3.0 V6 |
 | | 09.94 | 05.98 | | | | | | | | | | | | | | | | | | | | | | | | | | | | | | | | | | | | | | | | | | | | | | | | | | | | | | | | | | | | | | | | | | | | | | | | | | | | | | | | | | | | | | | | | | | | | | | | | | | | |
 | | | | | | | | | | | | | | | | | | | | | |
 | | | | | | | | | | | | | | | | | | | | | | | | | | | | | | | | | | | | | | | | | | | | | | | | | | | | | | | | | | | |
 | | | | | | | | | | | | | | | | | | | | | | | | | | | | | | | | | | | | | | | | | |
 | | | | | | | | | | | | | | | | | | | | | | | | | | | | | | | | | | | | | | | |
 | | | | | | | | | | | | | |
 | | | | | | | | | | | | | | | | | | | | | | | | | | | | | | | | | | | | | | | | | | | | | | | | | | | | | | | | | |
 | | | | | | | | | | | | | | | | | | | | | | | | | | | | | | | | | | | | | | | | | | | | | | | | | | | |
 | | | | | | | | | | | | | | | | | | | | | | | | | | | | | | | | | | | | | | | | | | | |
 | | | | | | | | | | | | | | | | | | | | | | | | | | | | | | | | | | | | | |
 | | | | | | | | | | | | | | | | | | | | | | | | | | | | | | | | | | | | | | | | | | | |
 | | | | | | | | | | | | | | | | | | | | | | | | | | | | | | | | | | | | | | | | | | | | | | | | | | | | | | | | | | | |
 | | | | | | | | | | | | | | | | | | | | | | | | | | | | | | | | | | | | | | | | | | | | | | | | | | | | | | | | | | | | | | | | | | | | | | | | | | | | | | | | | | | | | | | | | | | | | | | | | | | | | | | |
 | | | | | | | | | | | | | | | | | | | | | | | | | | | | | | | | | | | | | | | | | | | | | | | | | | | | | | | | | | | | | | | | | | | | | | | | | | | | | | | | | | | | | | | | | | | | | | | | | | | | | | |
|  | <table border="1"> <tr> <td>2.0 16V</td> <td></td> <td></td> <td>09.93</td> <td>05.98</td> <td>24.0109-0130.1</td> <td>409130</td> <td></td> <td></td> <td>258 9,0 7,5</td> </tr> <tr> <td>2.0 16V Turbo</td> <td></td> <td></td> <td>09.93</td> <td>05.98</td> <td></td> <td></td> <td></td> <td></td> <td></td> </tr> <tr> <td>2.3 16V</td> <td></td> <td></td> <td>09.93</td> <td>05.98</td> <td></td> <td></td> <td></td> <td></td> <td></td> </tr> <tr> <td>2.3 16V Turbo</td> <td></td> <td></td> <td>09.93</td> <td>05.98</td> <td></td> <td></td> <td></td> <td></td> <td></td> </tr> <tr> <td>3.0 V6</td> <td></td> <td></td> <td>09.94</td> <td>05.98</td> <td></td> <td></td> <td></td> <td></td> <td></td> </tr> <tr> <td></td> <td> <table border="1"> <tr> <td>2.0 16V</td> <td></td> <td></td> <td>01.96</td> <td>05.98</td> <td>24.0751-1176.1</td> <td>360051</td> <td></td> <td></td> <td>Radsensor L=1120</td> </tr> <tr> <td>2.0 16V Turbo</td> <td></td> <td></td> <td>01.96</td> <td>05.98</td> <td>24.0751-1177.1</td> <td>360052</td> <td></td> <td></td> <td>Radsensor L=1120</td> </tr> <tr> <td>2.3 16V</td> <td></td> <td></td> <td>01.96</td> <td>05.98</td> <td></td> <td></td> <td></td> <td></td> <td></td> </tr> <tr> <td>2.3 16V Turbo</td> <td></td> <td></td> <td>01.96</td> <td>05.98</td> <td></td> <td></td> <td></td> <td></td> <td></td> </tr> <tr> <td>3.0 V6</td> <td></td> <td></td> <td>01.96</td> <td>05.98</td> <td></td> <td></td> <td></td> <td></td> <td></td> </tr> </table> </td> </tr> </table>
 | 2.0 16V | | | 09.93 | 05.98 | 24.0109-0130.1 | 409130 | | | 258 9,0 7,5 | 2.0 16V Turbo | | | 09.93 | 05.98 | | | | | | 2.3 16V | | | 09.93 | 05.98 | | | | | | 2.3 16V Turbo | | | 09.93 | 05.98 | | | | | | 3.0 V6 | | | 09.94 | 05.98 | | | | | |  | <table border="1"> <tr> <td>2.0 16V</td> <td></td> <td></td> <td>01.96</td> <td>05.98</td> <td>24.0751-1176.1</td> <td>360051</td> <td></td> <td></td> <td>Radsensor L=1120</td> </tr> <tr> <td>2.0 16V Turbo</td> <td></td> <td></td> <td>01.96</td> <td>05.98</td> <td>24.0751-1177.1</td> <td>360052</td> <td></td> <td></td> <td>Radsensor L=1120</td> </tr> <tr> <td>2.3 16V</td> <td></td> <td></td> <td>01.96</td> <td>05.98</td> <td></td> <td></td> <td></td> <td></td> <td></td> </tr> <tr> <td>2.3 16V Turbo</td> <td></td> <td></td> <td>01.96</td> <td>05.98</td> <td></td> <td></td> <td></td> <td></td> <td></td> </tr> <tr> <td>3.0 V6</td> <td></td> <td></td> <td>01.96</td> <td>05.98</td> <td></td> <td></td> <td></td> <td></td> <td></td> </tr> </table> | 2.0 16V | | | 01.96 | 05.98 | 24.0751-1176.1 | 360051 |  | | Radsensor L=1120 | 2.0 16V Turbo | | | 01.96 | 05.98 | 24.0751-1177.1 | 360052 |  | | Radsensor L=1120 | 2.3 16V | | | 01.96 | 05.98 | | | | |

 | 2.3 16V Turbo | | | 01.96 | 05.98 | | | | | | 3.0 V6 | | | 01.96 | 05.98 | | | | | | | | | | | | | | | | | | | | | | | | | | | | | | | | | | | | | | | | | | | | | | | | | | | | | | | | | | | | | | | | | | | | | | | | | | | | | | | | | | | | | | | | | | | | | | | | | | | | | | | | | | | | | | | | | | | | | |
 | | | | | | | | | | | | | | | | | | | | | | | | | | | | | | | | | | | | | | | | | |
 | | | | | | | | | | | | | | | | | | | | | | | | | | | | | | | | | | | | | | | |
 | | | | | | | | | | | | |
 | | | | | | | | | | | | | | | | | | | | | | | | | | | | | | | | | | | | | | | | | | | | | | | | | | |
 | | | | | | | | | | | | | | | | | | | | | | | | | | | | | | | | | | | | | | | | | | | | | | | | | | | | | | | | | | | |
 | | | | | | | | | | | | | | | | | | | | | | | | | | | | | | | | | | | | | | | | | | | |
 | | | | | | | | | | | | | | | | | | | | | | | | | | | | | | | | | | | | | |
 | | | | | | | | | | | | | | | | | | | | | | | | | | | | | | | | | | | | | | | | | | | |
 | | | | | | | | | | | | | | | | | | | | | | | | | | | | | | | | | | | | | | | | | | | | | | | | | | | | |
 | | | | | | | | | | | | | | | | | | | | | | | | | | | | | | | | | | | | | | | | | | | | | | | | | | | | | | | | | | | | | | | | | | | | | | | | | | | | | | | | |
 | | | | | | | | | | | | | | | | | | | | | | | | | | | | | | | | | | | | | | | | | | | | | | | | | | | | | | | | | | | | | | | | | | | | | | | | | | | | | | | | | | | | | | | | | | | | | | | | | | | | | | | | | | | | | | | | | | | | | | | | | | | | | | | | | | | | |
| 2.0 16V |
 | | 09.93 | 05.98 | 24.0109-0130.1 | 409130 | | | 258 9,0 7,5 | | | | | | | | | | | | | | | | | | | | | | | | | | | | | | | | | | | | | | | | | | | | | | | | | | | | | | | | | | | | | | | | | | | | | | | | | | | | | | | | | | | | | | | | | | | | | | | |
 | | | | | | | | | | | | | | | | | | | | | |
 | | | | | | | | | | | | | | | | | | | | | | | | | | | | | | | | | | | | | | | | | | | | | | | | | | | | | | | | | | | |
 | | | | | | | | | | | | | | | | | | | | | | | | | | | | | | | | | | | | | | | | | |
 | | | | | | | | | | | | | | | | | | | | | | | | | | | | | | | | | | | | | | | |
 | | | | | | | | | | | | | |
 | | | | | | | | | | | | | | | | | | | | | | | | | | | | | | | | | | | | | | | | | | | | | | | | | | | | | | | | | |
 | | | | | | | | | | | | | | | | | | | | | | | | | | | | | | | | | | | | | | | | | | | | | | | | | | | |
 | | | | | | | | | | | | | | | | | | | | | | | | | | | | | | | | | | | | | | | | | | | |
 | | | | | | | | | | | | | | | | | | | | | | | | | | | | | | | | | | | | | |
 | | | | | | | | | | | | | | | | | | | | | | | | | | | | | | | | | | | | | | | | | | | |
 | | | | | | | | | | | | | | | | | | | | | | | | | | | | | | | | | | | | | | | | | | | | | | | | | | | | | | | | | | | |
 | | | | | | | | | | | | | | | | | | | | | | | | | | | | | | | | | | | | | | | | | | | | | | | | | | | | | | | | | | | | | | | | | | | | | | | | | | | | | | | | | | | | | | | | | | | | | | | | | | | | | | | |
 | | | | | | | | | | | | | | | | | | | | | | | | | | | | | | | | | | | | | | | | | | | | | | | | | | | | | | | | | | | | | | | | | | | | | | | | | | | | | | | | | | | | | | | | | | | | | | | | | | | | | | |
| 2.0 16V Turbo |
 | | 09.93 | 05.98 | | | | | | | | | | | | | | | | | | | | | | | | | | | | | | | | | | | | | | | | | | | | | | | | | | | | | | | | | | | | | | | | | | | | | | | | | | | | | | | | | | | | | | | | | | | | | | | | | | | | |
 | | | | | | | | | | | | | | | | | | | | | |
 | | | | | | | | | | | | | | | | | | | | | | | | | | | | | | | | | | | | | | | | | | | | | | | | | | | | | | | | | | | |
 | | | | | | | | | | | | | | | | | | | | | | | | | | | | | | | | | | | | | | | | | |
 | | | | | | | | | | | | | | | | | | | | | | | | | | | | | | | | | | | | | | | |
 | | | | | | | | | | | | | |
 | | | | | | | | | | | | | | | | | | | | | | | | | | | | | | | | | | | | | | | | | | | | | | | | | | | | | | | | | |
 | | | | | | | | | | | | | | | | | | | | | | | | | | | | | | | | | | | | | | | | | | | | | | | | | | | |
 | | | | | | | | | | | | | | | | | | | | | | | | | | | | | | | | | | | | | | | | | | | |
 | | | | | | | | | | | | | | | | | | | | | | | | | | | | | | | | | | | | | |
 | | | | | | | | | | | | | | | | | | | | | | | | | | | | | | | | | | | | | | | | | | | |
 | | | | | | | | | | | | | | | | | | | | | | | | | | | | | | | | | | | | | | | | | | | | | | | | | | | | | | | | | | | |
 | | | | | | | | | | | | | | | | | | | | | | | | | | | | | | | | | | | | | | | | | | | | | | | | | | | | | | | | | | | | | | | | | | | | | | | | | | | | | | | | | | | | | | | | | | | | | | | | | | | | | | | |
 | | | | | | | | | | | | | | | | | | | | | | | | | | | | | | | | | | | | | | | | | | | | | | | | | | | | | | | | | | | | | | | | | | | | | | | | | | | | | | | | | | | | | | | | | | | | | | | | | | | | | | |
| 2.3 16V |
 | | 09.93 | 05.98 | | | | | | | | | | | | | | | | | | | | | | | | | | | | | | | | | | | | | | | | | | | | | | | | | | | | | | | | | | | | | | | | | | | | | | | | | | | | | | | | | | | | | | | | | | | | | | | | | | | | |
 | | | | | | | | | | | | | | | | | | | | | |
 | | | | | | | | | | | | | | | | | | | | | | | | | | | | | | | | | | | | | | | | | | | | | | | | | | | | | | | | | | | |
 | | | | | | | | | | | | | | | | | | | | | | | | | | | | | | | | | | | | | | | | | |
 | | | | | | | | | | | | | | | | | | | | | | | | | | | | | | | | | | | | | | | |
 | | | | | | | | | | | | | |
 | | | | | | | | | | | | | | | | | | | | | | | | | | | | | | | | | | | | | | | | | | | | | | | | | | | | | | | | | |
 | | | | | | | | | | | | | | | | | | | | | | | | | | | | | | | | | | | | | | | | | | | | | | | | | | | |
 | | | | | | | | | | | | | | | | | | | | | | | | | | | | | | | | | | | | | | | | | | | |
 | | | | | | | | | | | | | | | | | | | | | | | | | | | | | | | | | | | | | |
 | | | | | | | | | | | | | | | | | | | | | | | | | | | | | | | | | | | | | | | | | | | |
 | | | | | | | | | | | | | | | | | | | | | | | | | | | | | | | | | | | | | | | | | | | | | | | | | | | | | | | | | | | |
 | | | | | | | | | | | | | | | | | | | | | | | | | | | | | | | | | | | | | | | | | | | | | | | | | | | | | | | | | | | | | | | | | | | | | | | | | | | | | | | | | | | | | | | | | | | | | | | | | | | | | | | |
 | | | | | | | | | | | | | | | | | | | | | | | | | | | | | | | | | | | | | | | | | | | | | | | | | | | | | | | | | | | | | | | | | | | | | | | | | | | | | | | | | | | | | | | | | | | | | | | | | | | | | | |
| 2.3 16V Turbo |
 | | 09.93 | 05.98 | | | | | | | | | | | | | | | | | | | | | | | | | | | | | | | | | | | | | | | | | | | | | | | | | | | | | | | | | | | | | | | | | | | | | | | | | | | | | | | | | | | | | | | | | | | | | | | | | | | | |
 | | | | | | | | | | | | | | | | | | | | | |
 | | | | | | | | | | | | | | | | | | | | | | | | | | | | | | | | | | | | | | | | | | | | | | | | | | | | | | | | | | | |
 | | | | | | | | | | | | | | | | | | | | | | | | | | | | | | | | | | | | | | | | | |
 | | | | | | | | | | | | | | | | | | | | | | | | | | | | | | | | | | | | | | | |
 | | | | | | | | | | | | | |
 | | | | | | | | | | | | | | | | | | | | | | | | | | | | | | | | | | | | | | | | | | | | | | | | | | | | | | | | | |
 | | | | | | | | | | | | | | | | | | | | | | | | | | | | | | | | | | | | | | | | | | | | | | | | | | | |
 | | | | | | | | | | | | | | | | | | | | | | | | | | | | | | | | | | | | | | | | | | | |
 | | | | | | | | | | | | | | | | | | | | | | | | | | | | | | | | | | | | | |
 | | | | | | | | | | | | | | | | | | | | | | | | | | | | | | | | | | | | | | | | | | | |
 | | | | | | | | | | | | | | | | | | | | | | | | | | | | | | | | | | | | | | | | | | | | | | | | | | | | | | | | | | | |
 | | | | | | | | | | | | | | | | | | | | | | | | | | | | | | | | | | | | | | | | | | | | | | | | | | | | | | | | | | | | | | | | | | | | | | | | | | | | | | | | | | | | | | | | | | | | | | | | | | | | | | | |
 | | | | | | | | | | | | | | | | | | | | | | | | | | | | | | | | | | | | | | | | | | | | | | | | | | | | | | | | | | | | | | | | | | | | | | | | | | | | | | | | | | | | | | | | | | | | | | | | | | | | | | |
| 3.0 V6 |
 | | 09.94 | 05.98 | | | | | | | | | | | | | | | | | | | | | | | | | | | | | | | | | | | | | | | | | | | | | | | | | | | | | | | | | | | | | | | | | | | | | | | | | | | | | | | | | | | | | | | | | | | | | | | | | | | | |
 | | | | | | | | | | | | | | | | | | | | | |
 | | | | | | | | | | | | | | | | | | | | | | | | | | | | | | | | | | | | | | | | | | | | | | | | | | | | | | | | | | | |
 | | | | | | | | | | | | | | | | | | | | | | | | | | | | | | | | | | | | | | | | | |
 | | | | | | | | | | | | | | | | | | | | | | | | | | | | | | | | | | | | | | | |
 | | | | | | | | | | | | | |
 | | | | | | | | | | | | | | | | | | | | | | | | | | | | | | | | | | | | | | | | | | | | | | | | | | | | | | | | | |
 | | | | | | | | | | | | | | | | | | | | | | | | | | | | | | | | | | | | | | | | | | | | | | | | | | | |
 | | | | | | | | | | | | | | | | | | | | | | | | | | | | | | | | | | | | | | | | | | | |
 | | | | | | | | | | | | | | | | | | | | | | | | | | | | | | | | | | | | | |
 | | | | | | | | | | | | | | | | | | | | | | | | | | | | | | | | | | | | | | | | | | | |
 | | | | | | | | | | | | | | | | | | | | | | | | | | | | | | | | | | | | | | | | | | | | | | | | | | | | | | | | | | | |
 | | | | | | | | | | | | | | | | | | | | | | | | | | | | | | | | | | | | | | | | | | | | | | | | | | | | | | | | | | | | | | | | | | | | | | | | | | | | | | | | | | | | | | | | | | | | | | | | | | | | | | | |
 | | | | | | | | | | | | | | | | | | | | | | | | | | | | | | | | | | | | | | | | | | | | | | | | | | | | | | | | | | | | | | | | | | | | | | | | | | | | | | | | | | | | | | | | | | | | | | | | | | | | | | |
|  | <table border="1"> <tr> <td>2.0 16V</td> <td></td> <td></td> <td>01.96</td> <td>05.98</td> <td>24.0751-1176.1</td> <td>360051</td> <td></td> <td></td> <td>Radsensor L=1120</td> </tr> <tr> <td>2.0 16V Turbo</td> <td></td> <td></td> <td>01.96</td> <td>05.98</td> <td>24.0751-1177.1</td> <td>360052</td> <td></td> <td></td> <td>Radsensor L=1120</td> </tr> <tr> <td>2.3 16V</td> <td></td> <td></td> <td>01.96</td> <td>05.98</td> <td></td> <td></td> <td></td> <td></td> <td></td> </tr> <tr> <td>2.3 16V Turbo</td> <td></td> <td></td> <td>01.96</td> <td>05.98</td> <td></td> <td></td> <td></td> <td></td> <td></td> </tr> <tr> <td>3.0 V6</td> <td></td> <td></td> <td>01.96</td> <td>05.98</td> <td></td> <td></td> <td></td> <td></td> <td></td> </tr> </table>
 | 2.0 16V | | | 01.96 | 05.98 | 24.0751-1176.1 | 360051 |  | | Radsensor L=1120 | 2.0 16V Turbo | | | 01.96 | 05.98 | 24.0751-1177.1 | 360052 |  | | Radsensor L=1120 | 2.3 16V | | | 01.96 | 05.98 | | | | | | 2.3 16V Turbo | | | 01.96 | 05.98 | | | | | | 3.0 V6 | | | 01.96 | 05.98 | | | | | | | | | | | | | | | | | | | | | | | | | | | | | | | | | | | | | | | | | | | | | | | | | | | | | | | | | | | | | | | | | | | | | | | |
 | | | | | | | | | |
 | | | | | | | | | | | | | | | | | | | | | | | | | | | | | | | | | | | | | | | | | | | | | | | | | | | | | | | | | | | | | | | | | | | | | | |
 | | | | | | | | | | | | | | | | | | | | | | | | | | | | | | | | | | | | | | | | | |
 | | | | | | | | | | | | | | | | | | | | | | | | | | | | | | | | | | | | | | | |
 | | | | | | | | | | | | | |
 | | | | | | | | | | | | | | | | | | | | | | | | | | | | | | | | | | | | | | | | | | | | | | | | | |
 | | | | | | | | | | | | | | | | | | | | | | | | | | | | | | | | | | | | | | | | | | | | | | | | | | | | | | | | | | | |
 | | | | | | | | | | | | | | | | | | | | | | | | | | | | | | | | | | | | | | | | | | | |
 | | | | | | | | | | | | | | | | | | | | | | | | | | | | | | | | | | | | | |
 | | | | | | | | | | | | | | | | | | | | | | | | | | | | | | | | | | | | | | | | | | | |
 | | | | | | | | | | | | | | | | | | | | | | | | | | | | | | | | | | | | | | | | | | | | | | | | | | | | | | | | | | | |
 | | | | | | | | | | | | | | | | | | | | | | | | | | | | | | | | | | | | | | | | | | | | | | | | | | | | | | | | | | | | | | | | | | | | | | | | | | | | | | | | | | | | | | | | | |
 | | | | | | | | | | | | | | | | | | | | | | | | | | | | | | | | | | | | | | | | | | | | | | | | | | | | | | | | | | | | | | | | | | | | | | | | | | | | | | | | | | | | | | | | | | | | | | | | | | | | | | | | | | | | | | | | | | | | |
| 2.0 16V |
 | | 01.96 | 05.98 | 24.0751-1176.1 | 360051 |  | | Radsensor L=1120 | | | | | | | | | | | | | | | | | | | | | | | | | | | | | | | | | | | | | | | | | | | | | | | | | | | | | | | | | | | | | | | | | | | | | | | | | | | | | | | | | | | | | | | | | | | | | | | |
 | | | | | | | | | | | | | | | | | | | | | |
 | | | | | | | | | | | | | | | | | | | | | | | | | | | | | | | | | | | | | | | | | | | | | | | | | | | | | | | | | | | |
 | | | | | | | | | | | | | | | | | | | | | | | | | | | | | | | | | | | | | | | | | |
 | | | | | | | | | | | | | | | | | | | | | | | | | | | | | | | | | | | | | | | |
 | | | | | | | | | | | | | |
 | | | | | | | | | | | | | | | | | | | | | | | | | | | | | | | | | | | | | | | | | | | | | | | | | | | |
 | | | | | | | | | | | | | | | | | | | | | | | | | | | | | | | | | | | | | | | | | | | | | | | | | | | | | | | | | |
 | | | | | | | | | | | | | | | | | | | | | | | | | | | | | | | | | | | | | | | | | | | |
 | | | | | | | | | | | | | | | | | | | | | | | | | | | | | | | | | | | | | |
 | | | | | | | | | | | | | | | | | | | | | | | | | | | | | | | | | | | | | | | | | | | |
 | | | | | | | | | | | | | | | | | | | | | | | | | | | | | | | | | | | | | | | | | | | | | | | | | | | | | | | | | | | |
 | | | | | | | | | | | | | | | | | | | | | | | | | | | | | | | | | | | | | | | | | | | | | | | | | | | | | | | | | | | | | | | | | | | | | | | | | | | | | | | | | | | | | | | | | | | | | | | | | | | | | | | |
 | | | | | | | | | | | | | | | | | | | | | | | | | | | | | | | | | | | | | | | | | | | | | | | | | | | | | | | | | | | | | | | | | | | | | | | | | | | | | | | | | | | | | | | | | | | | | | | | | | | | | | |
| 2.0 16V Turbo |
 | | 01.96 | 05.98 | 24.0751-1177.1 | 360052 |  | | Radsensor L=1120 | | | | | | | | | | | | | | | | | | | | | | | | | | | | | | | | | | | | | | | | | | | | | | | | | | | | | | | | | | | | | | | | | | | | | | | | | | | | | | | | | | | | | | | | | | | | | | | |
 | | | | | | | | | | | | | | | | | | | | | |
 | | | | | | | | | | | | | | | | | | | | | | | | | | | | | | | | | | | | | | | | | | | | | | | | | | | | | | | | | | | |
 | | | | | | | | | | | | | | | | | | | | | | | | | | | | | | | | | | | | | | | | | |
 | | | | | | | | | | | | | | | | | | | | | | | | | | | | | | | | | | | | | | | |
 | | | | | | | | | | | | | |
 | | | | | | | | | | | | | | | | | | | | | | | | | | | | | | | | | | | | | | | | | | | | | | | | | | | |
 | | | | | | | | | | | | | | | | | | | | | | | | | | | | | | | | | | | | | | | | | | | | | | | | | | | | | | | | | |
 | | | | | | | | | | | | | | | | | | | | | | | | | | | | | | | | | | | | | | | | | | | |
 | | | | | | | | | | | | | | | | | | | | | | | | | | | | | | | | | | | | | |
 | | | | | | | | | | | | | | | | | | | | | | | | | | | | | | | | | | | | | | | | | | | |
 | | | | | | | | | | | | | | | | | | | | | | | | | | | | | | | | | | | | | | | | | | | | | | | | | | | | | | | | | | | |
 | | | | | | | | | | | | | | | | | | | | | | | | | | | | | | | | | | | | | | | | | | | | | | | | | | | | | | | | | | | | | | | | | | | | | | | | | | | | | | | | | | | | | | | | | | | | | | | | | | | | | | | |
 | | | | | | | | | | | | | | | | | | | | | | | | | | | | | | | | | | | | | | | | | | | | | | | | | | | | | | | | | | | | | | | | | | | | | | | | | | | | | | | | | | | | | | | | | | | | | | | | | | | | | | |
| 2.3 16V |
 | | 01.96 | 05.98 | | | | | | | | | | | | | | | | | | | | | | | | | | | | | | | | | | | | | | | | | | | | | | | | | | | | | | | | | | | | | | | | | | | | | | | | | | | | | | | | | | | | | | | | | | | | | | | | | | | | |
 | | | | | | | | | | | | | | | | | | | | | |
 | | | | | | | | | | | | | | | | | | | | | | | | | | | | | | | | | | | | | | | | | | | | | | | | | | | | | | | | | | | |
 | | | | | | | | | | | | | | | | | | | | | | | | | | | | | | | | | | | | | | | | | |
 | | | | | | | | | | | | | | | | | | | | | | | | | | | | | | | | | | | | | | | |
 | | | | | | | | | | | | | |
 | | | | | | | | | | | | | | | | | | | | | | | | | | | | | | | | | | | | | | | | | | | | | | | | | | | | | | | | | |
 | | | | | | | | | | | | | | | | | | | | | | | | | | | | | | | | | | | | | | | | | | | | | | | | | | | |
 | | | | | | | | | | | | | | | | | | | | | | | | | | | | | | | | | | | | | | | | | | | |
 | | | | | | | | | | | | | | | | | | | | | | | | | | | | | | | | | | | | | |
 | | | | | | | | | | | | | | | | | | | | | | | | | | | | | | | | | | | | | | | | | | | |
 | | | | | | | | | | | | | | | | | | | | | | | | | | | | | | | | | | | | | | | | | | | | | | | | | | | | | | | | | | | |
 | | | | | | | | | | | | | | | | | | | | | | | | | | | | | | | | | | | | | | | | | | | | | | | | | | | | | | | | | | | | | | | | | | | | | | | | | | | | | | | | | | | | | | | | | | | | | | | | | | | | | | | |
 | | | | | | | | | | | | | | | | | | | | | | | | | | | | | | | | | | | | | | | | | | | | | | | | | | | | | | | | | | | | | | | | | | | | | | | | | | | | | | | | | | | | | | | | | | | | | | | | | | | | | | |
| 2.3 16V Turbo |
 | | 01.96 | 05.98 | | | | | | | | | | | | | | | | | | | | | | | | | | | | | | | | | | | | | | | | | | | | | | | | | | | | | | | | | | | | | | | | | | | | | | | | | | | | | | | | | | | | | | | | | | | | | | | | | | | | |
 | | | | | | | | | | | | | | | | | | | | | |
 | | | | | | | | | | | | | | | | | | | | | | | | | | | | | | | | | | | | | | | | | | | | | | | | | | | | | | | | | | | |
 | | | | | | | | | | | | | | | | | | | | | | | | | | | | | | | | | | | | | | | | | |
 | | | | | | | | | | | | | | | | | | | | | | | | | | | | | | | | | | | | | | | |
 | | | | | | | | | | | | | |
 | | | | | | | | | | | | | | | | | | | | | | | | | | | | | | | | | | | | | | | | | | | | | | | | | | | | | | | | | |
 | | | | | | | | | | | | | | | | | | | | | | | | | | | | | | | | | | | | | | | | | | | | | | | | | | | |
 | | | | | | | | | | | | | | | | | | | | | | | | | | | | | | | | | | | | | | | | | | | |
 | | | | | | | | | | | | | | | | | | | | | | | | | | | | | | | | | | | | | |
 | | | | | | | | | | | | | | | | | | | | | | | | | | | | | | | | | | | | | | | | | | | |
 | | | | | | | | | | | | | | | | | | | | | | | | | | | | | | | | | | | | | | | | | | | | | | | | | | | | | | | | | | | |
 | | | | | | | | | | | | | | | | | | | | | | | | | | | | | | | | | | | | | | | | | | | | | | | | | | | | | | | | | | | | | | | | | | | | | | | | | | | | | | | | | | | | | | | | | | | | | | | | | | | | | | | |
 | | | | | | | | | | | | | | | | | | | | | | | | | | | | | | | | | | | | | | | | | | | | | | | | | | | | | | | | | | | | | | | | | | | | | | | | | | | | | | | | | | | | | | | | | | | | | | | | | | | | | | |
| 3.0 V6 |
 | | 01.96 | 05.98 | | | | | | | | | | | | | | | | | | | | | | | | | | | | | | | | | | | | | | | | | | | | | | | | | | | | | | | | | | | | | | | | | | | | | | | | | | | | | | | | | | | | | | | | | | | | | | | | | | | | |
 | | | | | | | | | | | | | | | | | | | | | |
 | | | | | | | | | | | | | | | | | | | | | | | | | | | | | | | | | | | | | | | | | | | | | | | | | | | | | | | | | | | |
 | | | | | | | | | | | | | | | | | | | | | | | | | | | | | | | | | | | | | | | | | |
 | | | | | | | | | | | | | | | | | | | | | | | | | | | | | | | | | | | | | | | |
 | | | | | | | | | | | | | |
 | | | | | | | | | | | | | | | | | | | | | | | | | | | | | | | | | | | | | | | | | | | | | | | | | | | | | | | | | |
 | | | | | | | | | | | | | | | | | | | | | | | | | | | | | | | | | | | | | | | | | | | | | | | | | | | |
 | | | | | | | | | | | | | | | | | | | | | | | | | | | | | | | | | | | | | | | | | | | |
 | | | | | | | | | | | | | | | | | | | | | | | | | | | | | | | | | | | | | |
 | | | | | | | | | | | | | | | | | | | | | | | | | | | | | | | | | | | | | | | | | | | |
 | | | | | | | | | | | | | | | | | | | | | | | | | | | | | | | | | | | | | | | | | | | | | | | | | | | | | | | | | | | |
 | | | | | | | | | | | | | | | | | | | | | | | | | | | | | | | | | | | | | | | | | | | | | | | | | | | | | | | | | | | | | | | | | | | | | | | | | | | | | | | | | | | | | | | | | | | | | | | | | | | | | | | |
 | | | | | | | | | | | | | | | | | | | | | | | | | | | | | | | | | | | | | | | | | | | | | | | | | | | | | | | | | | | | | | | | | | | | | | | | | | | | | | | | | | | | | | | | | | | | | | | | | | | | | | |

¹⁾ - contin.damping contr./+4-link RA / - smorzam.contr.conti./P 4 bracci / - contr.d'amortiss.cont./EAR 4 bras / - contr.amortiguac.cont./ET cuatro brazos



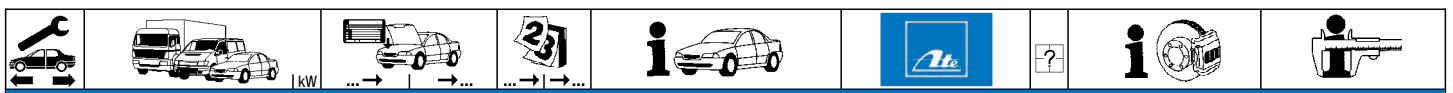


SEAT ALHAMBRA I (96-10)

	1.8 T 20V	110	7M-W-070000	05.98		13.0460-7076.2	607076		21848 19,8 +	ATE
	1.9 TDI	66	7M-W-070000	03.96		13.0460-7143.2	607143		21849 19,8 +/WK	ATE
	1.9 TDI	81	7M-W-070000	10.97						
	2.0 i	85	7M-W-070000	03.96						
	1.8 T 20V	110	7M-X-000001	7M-1-530756			13.0460-7143.2	607143		21849 19,8 +/WK
	1.9 TDI	66	7M-X-000001	7M-1-530756						
	1.9 TDI	81	7M-X-000001		05.00					
	1.9 TDI	85	7M-X-000001	7M-1-530756						
	2.0 i	85	7M-X-000001	7M-1-530756						
	1.9 TDI	66	7M-2-500001		08.10		13.0460-7154.2	607154		23418 19,4 +/WK
	1.9 TDI	85	7M-2-500001		08.10					
	1.9 TDI	96		11.02	08.10					
	2.0 i	85	7M-2-500001		08.10					
	2.0 TDI	103		11.05	08.10					
	1.8 T 20V	110	7M-2-500001		08.10		13.0460-7153.2	607153		23269 19,8 +/WK
	1.9 TDI	110		05.05	08.10					
	1.9 TDI 4motion	85		02.01	08.10					
	1.9 TDI 4motion	96		06.05	08.10					
	2.8 i V6	150		06.00	08.10					
	2.8 i V6 4motion	150		02.01	08.10					
	1.8 T 20V	110	7M-1-530756	05.98		24.0125-0114.1	425114		288 25,1 21,0 V L +S +B	
	1.9 TDI	66	7M-1-530756	03.96						
	1.9 TDI	81		10.97	05.00					
	1.9 TDI	85	7M-1-530756	06.00						
	2.0 i	85	7M-1-530756	03.96						
	1.9 TDI	66	7M-2-500001		08.10	24.0126-0115.1	426115		300 26,0 22,0 V L +B	
	1.9 TDI	85	7M-2-500001		08.10					
	1.9 TDI	96		11.02	08.10					
	2.0 i	85	7M-2-500001		08.10					
	2.0 TDI	103		11.05	08.10					
	1.8 T 20V	110	7M-2-500001		08.10	24.0126-0119.1	426119		313 25,9 22,0 V L +B	
	1.9 TDI	110		05.05	08.10					
	1.9 TDI 4motion	85		02.01	08.10					
	1.9 TDI 4motion	96		06.05	08.10					
	2.8 i V6	150		06.00	08.10					
	2.8 i V6 4motion	150		02.01	08.10					
	1.8 T 20V	110		05.98	05.00	24.0731-1183.3	360194	2	Radsensor L=460	
	1.9 TDI	66		03.96	05.00	24.0713-1101.3	360143	2	Radsensor L=464	
	1.9 TDI	81		10.97	05.00					
	2.0 i	85		03.96	05.00					
	1.8 T 20V	110	7M-3-513710	06.00		24.0713-1128.3	360200	+ Leitung f. Warnkontakt ¹⁾	Radsensor L=474	
	1.9 TDI	66	7M-3-513710	06.00		24.0713-1127.3	360204		Radsensor L=474	
	1.9 TDI	85	7M-3-513710	06.00						
	1.9 TDI	96	7M-3-513710	11.02						
	1.9 TDI 4motion	85	7M-3-513710	02.01						
	2.0 i	85	7M-3-513710	06.00						
	2.8 i V6	150	7M-3-513710	06.00		24.0713-1128.3	360200	2 + Leitung f. Warnkontakt ¹⁾	Radsensor L=474	
	2.8 i V6 4motion	150	7M-3-513710	02.01						
	1.8 T 20V	110	7M-3-513711		08.10	24.0711-6114.3	360281	2 - Leitung f. Warnkontakt ²⁾	Radsensor L=479	
	1.9 TDI	66	7M-3-513711		08.10	24.0711-6115.3	360282	2 + Leitung f. Warnkontakt ¹⁾	Radsensor L=479	
	1.9 TDI	85	7M-3-513711		08.10					
	1.9 TDI	96	7M-3-513711		08.10					
	1.9 TDI	110		05.05	08.10					
	1.9 TDI 4motion	85	7M-3-513711		08.10					
	1.9 TDI 4motion	96		06.05	08.10					
	2.0 i	85	7M-3-513711		08.10					
	2.0 TDI	103		11.05	08.10					
	2.8 i V6	150	7M-3-513711		08.10					
	2.8 i V6 4motion	150	7M-3-513711		08.10					
		1.8 T 20V	110		05.98	05.00	13.0460-2819.2	602819		20961 17,6 /S
1.9 TDI		66		03.96	05.00	13.0460-0072.2	610072		Belagsatz-Zubehör	LUC
1.9 TDI		81		10.97	05.00					
2.0 i		85		03.96	05.00					
1.8 T 20V		110	7M-1-530756	06.00		13.0460-2859.2	602859		20961 17,2 +/WK/Zub/S LUC	
	1.9 TDI	66		06.00	08.10					
	1.9 TDI	85		06.00	08.10					
	1.9 TDI	96		11.02	08.10					
	2.0 i	85		06.00	08.10					
	2.0 TDI	103		11.05	08.10					
	1.8 T 20V	110	7M-2-500001		08.10	13.0460-2872.2	602872		23446 16,5 +/WK/Zub/S LUC	
	1.9 TDI	110		05.05	08.10	13.0460-0225.2	610225		Belagsatz-Zubehör	
	1.9 TDI 4motion	85		02.01	08.10					
	1.9 TDI 4motion	96		06.05	08.10					
	2.8 i V6	150		06.00	08.10					
	2.8 i V6 4motion	150		02.01	08.10					
	1.8 T 20V	110	7M-1-530756	05.98		24.0110-0223.1	410223		268 10,0 8,0 +S +B	
	1.9 TDI	66		03.96	08.10	24.0310-0223.1	510223		268 10,0 8,0 +S +B PD	
	1.9 TDI	81		10.97	05.00					
	1.9 TDI	85		06.00	08.10					
	1.9 TDI	96		11.02	08.10					
	2.0 i	85		03.96	08.10					
	2.0 TDI	103		11.05	08.10					
	1.8 T 20V	110	7M-2-500001		08.10	24.0113-0194.1	413194		294 13,5 11,5 +B	
	1.9 TDI	110		05.05	08.10					
	1.9 TDI 4motion	85		02.01	08.10					

¹⁾ - cable f.br.ppad wear indicat. / + cavo p.indic.usura guarn.fr. / + câble.l'ind.d'usur.garnit.fr. / + cabl.p.indica.desg.guarn.fr.

²⁾ - cable f.br.ppad wear indicat. / - cavo p.indic.usura guarn.fr. / - câble.l'ind.d'usur.garnit.fr. / - cabl.p.indica.desg.guarn.fr.



SEAT ALHAMBRA I (96-10)

	1.9 TDI 4motion 2.8 i V6 2.8 i V6 4motion	96 150 150		06.05 06.00 02.01	08.10 08.10 08.10	24.0113-0194.1	413194			294 13,5 11,5 +B
	1.8 T 20V 1.9 TDI 1.9 TDI 2.0 i	110 66 81 85		05.98 03.96 10.97 03.96	05.00 05.00 05.00 05.00	24.0713-1102.3	360144	2		Radsensor L=1026
	1.8 T 20V 1.9 TDI 1.9 TDI 1.9 TDI 1.9 TDI 4motion 2.0 i	110 66 85 96 85 85	7M-3-513710 7M-3-513710 7M-3-513710 7M-3-513710 7M-3-513710 7M-3-513710	06.00 06.00 06.00 11.02 02.01 06.00		24.0713-1124.3 24.0713-1125.3	360201 360202		 + Leitung f. Warnkontakt 1)	Radsensor L=1026 Radsensor L=1026
	2.8 i V6 2.8 i V6 4motion	150 150	7M-3-513710 7M-3-513710	06.00 02.01		24.0713-1126.3	360203	2	+ Leitung f. Warnkontakt 1)	Radsensor L=1026
	1.8 T 20V 1.9 TDI 1.9 TDI 1.9 TDI 1.9 TDI 4motion 2.0 i 2.8 i V6 2.8 i V6 4motion	110 66 85 96 85 85 150 150	7M-3-513711 7M-3-513711 7M-3-513711 7M-3-513711 7M-3-513711 7M-3-513711 7M-3-513711 7M-3-513711	05.05 05.05 05.05 05.05 05.05 05.05 05.05 05.05		24.0711-6111.3 24.0711-6113.3	360243 360228	1 2	- Leitung f. Warnkontakt 2) + Leitung f. Warnkontakt 1)	Radsensor L=1031 Radsensor L=1031
	1.8 T 20V 1.9 TDI 1.9 TDI 1.9 TDI 1.9 TDI 1.9 TDI 4motion 1.9 TDI 4motion 2.0 i 2.0 TDI 2.8 i V6 2.8 i V6 4motion	110 66 85 96 110 85 96 85 103 150 150		06.05 06.05 06.05 06.05 05.05 06.05 06.05 06.05 11.05 06.05 06.05	08.10 08.10 08.10 08.10 08.10 08.10 08.10 08.10 08.10 08.10 08.10	24.0711-6111.3 24.0711-6113.3	360243 360228	2 2	- Leitung f. Warnkontakt 2) + Leitung f. Warnkontakt 1)	Radsensor L=1031 Radsensor L=1031















SEAT ALHAMBRA II (10-)

	1.4 TSI 1.8 TFSI 2.0 TDI 2.0 TDI 2.0 TDI 2.0 TDI 2.0 TDI 2.0 TDI 4motion 2.0 TSI	110 118 85 100 103 125 130 103 147		09.10 11.12 04.11 09.10 06.10 09.10 11.12 04.11 09.10	PR: 1LJ PR: 1LJ PR: 1LJ PR: 1LJ PR: 1LJ PR: 1LJ PR: 1LJ PR: 1LJ PR: 1LJ	13.0460-7242.2 13.0470-7242.2	607242 LD7242			24332 19,8 +/WK 24332 19,8 +/WK	ATE ATE
	1.4 TSI 1.8 TFSI 2.0 TDI 2.0 TDI 2.0 TDI 2.0 TDI 2.0 TDI 2.0 TDI 4motion 2.0 TSI	110 118 85 100 103 125 130 103 147		09.10 11.12 04.11 09.10 06.10 09.10 11.12 04.11 09.10	PR: 1LW PR: 1LW PR: 1LW PR: 1LW PR: 1LW PR: 1LW PR: 1LW PR: 1LW PR: 1LW	13.0460-2764.2 13.0470-2764.2	602764 LD2764			24738 20,0 +/WK/S 24738 20,0 +/WK/S	LUC LUC
	1.4 TSI 1.8 TFSI 2.0 TDI 2.0 TDI 2.0 TDI 2.0 TDI 2.0 TDI 2.0 TDI 4motion 2.0 TSI	110 118 85 100 103 125 130 103 147		09.10 11.12 04.11 09.10 06.10 09.10 11.12 04.11 09.10	PR: 1LJ PR: 1LJ PR: 1LJ PR: 1LJ PR: 1LJ PR: 1LJ PR: 1LJ PR: 1LJ PR: 1LJ	24.0125-0158.1 24.0325-0158.1	425158 525158			312 25,0 22,0 V L +S +B 312 25,0 22,0 V L +S +B PD	
	1.4 TSI 1.8 TFSI 2.0 TDI 2.0 TDI 2.0 TDI 2.0 TDI 2.0 TDI 2.0 TDI 4motion 2.0 TSI	110 118 85 100 103 125 130 103 147		09.10 11.12 04.11 09.10 06.10 09.10 11.12 04.11 09.10	PR: 1LW PR: 1LW PR: 1LW PR: 1LW PR: 1LW PR: 1LW PR: 1LW PR: 1LW PR: 1LW	24.0130-0220.1	430220			314 30,0 27,0 V L +S +B	
	1.4 TSI 1.8 TFSI 2.0 TDI 2.0 TDI 2.0 TDI 2.0 TDI 2.0 TDI 2.0 TDI 4motion 2.0 TSI	110 118 85 100 103 125 130 103 147		09.10 11.12 04.11 09.10 06.10 09.10 11.12 04.11 09.10		24.0711-5271.3 24.0711-5272.3	360301 360302		 	Radsensor Radsensor	
	1.4 TSI 1.8 TFSI 2.0 TDI 2.0 TDI 2.0 TDI	110 118 85 100 103		09.10 11.12 04.11 09.10 06.10		13.0460-2749.2 13.0470-2749.2	602749 LD2749			24483 16,9 /Zub/S 24483 16,9 /Zub/S	LUC LUC
















1) + cable f.br.ppad wear indicat. / + cavo p.indic.usura guarn.fr. / + câble l'ind.d'usur.garnit.fr. / + cabl.p.indica.desg.guarn.fr.

2) - cable f.br.ppad wear indicat. / - cavo p.indic.usura guarn.fr. / - câble l'ind.d'usur.garnit.fr. / - cabl.p.indica.desg.guarn.fr.



								
SEAT ALHAMBRA II (10-)								
	2.0 TDI	125		09.10		13.0460-2749.2	602749	
	2.0 TDI	130		11.12		13.0470-2749.2	LD2749	24483 16,9 /Zub/S
	2.0 TDI 4motion	103		04.11				24483 16,9 /Zub/S
	2.0 TSI	147		09.10				LUC
	1.4 TSI	110		09.10		24.0112-0169.1	412169	282 12,0 10,0 +S +B
	1.8 TFSI	118		11.12				
	2.0 TDI	85		04.11				
	2.0 TDI	100		09.10				
	2.0 TDI	103		06.10				
	2.0 TDI	125		09.10				
	2.0 TDI	130		11.12				
	2.0 TDI 4motion	103		04.11				
	2.0 TSI	147		09.10				
	1.4 TSI	110		09.10	PR: 7X0,7X2,7X5,7X6,7X8,7X9	24.0711-6335.3	360365	☐
	1.8 TFSI	118		11.12	PR: 7X0,7X2,7X5,7X6,7X8,7X9	24.0711-6336.3	360366	☐
	2.0 TDI	85		04.11	PR: 7X0,7X2,7X5,7X6,7X8,7X9			
	2.0 TDI	100		09.10	PR: 7X0,7X2,7X5,7X6,7X8,7X9			
	2.0 TDI	103		09.10	PR: 7X0,7X2,7X5,7X6,7X8,7X9			
	2.0 TDI	125		09.10	PR: 7X0,7X2,7X5,7X6,7X8,7X9			
	2.0 TDI	130		11.12	PR: 7X0,7X2,7X5,7X6,7X8,7X9			
	2.0 TDI 4motion	103		04.11	PR: 7X0,7X2,7X5,7X6,7X8,7X9			
	2.0 TSI	147		09.10	PR: 7X0,7X2,7X5,7X6,7X8,7X9			
SEAT ALTEA (5P1) (04-)								
	1.2 TSI	77		04.10	PR: 1ZF	13.0460-7117.2	607117	23131 19,6 +/WK
	1.4 i 16V	63		05.06	PR: 1ZF	13.0470-7117.2	LD7117	23131 19,6 +/WK
	1.4 TSI	92		11.07	PR: 1ZF			
	1.6 i 16V	75		03.04	PR: 1ZF			
	1.6 LPG	75		09.09	PR: 1ZF			
	1.6 TDI			10.09	PR: 1ZF			
	1.8 TFSI	118		01.07	PR: 1ZF			
	1.9 TDI			03.04	PR: 1ZF			
	2.0 FSI	110		03.04	PR: 1ZF			
	2.0 TDI	100		03.04	PR: 1ZF			
	2.0 TDI	103		03.04	PR: 1ZF			
	2.0 TDI	125		03.06	PR: 1ZF			
	2.0 TFSI	147		03.06	PR: 1ZF			
	1.2 TSI	77		04.10	PR: 1ZA,1ZE,1LJ	13.0460-7184.2	607184	23587 20,6 +/WK
	1.4 i 16V	63		05.06	PR: 1ZA,1ZE,1LJ	13.0470-7184.2	LD7184	23587 20,6 +/WK
	1.4 TSI	92		11.07	PR: 1ZA,1ZE,1LJ			
	1.6 i 16V	75		03.04	PR: 1ZA,1ZE,1LJ			
	1.6 LPG	75		09.09	PR: 1ZA,1ZE,1LJ			
	1.6 TDI			10.09	PR: 1ZA,1ZE,1LJ			
	1.8 TFSI	118		01.07	PR: 1ZA,1ZE,1LJ			
	1.9 TDI			03.04	PR: 1ZA,1ZE,1LJ			
	2.0 FSI	110		03.04	PR: 1ZA,1ZE,1LJ			
	2.0 TDI	100		03.04	PR: 1ZA,1ZE,1LJ			
	2.0 TDI	103		03.04	PR: 1ZA,1ZE,1LJ			
	2.0 TDI	125		03.06	PR: 1ZA,1ZE,1LJ			
	2.0 TFSI	147		03.06	PR: 1ZA,1ZE,1LJ			
	1.2 TSI	77		04.10	PR: 1ZF	24.0122-0210.1	422210	280 22,0 19,0 V L +S +B
	1.4 i 16V	63		05.06	PR: 1ZF	24.0322-0210.1	522210	280 22,0 19,0 V L +S +B PD
	1.4 TSI	92		11.07	PR: 1ZF			
	1.6 i 16V	75		03.04	PR: 1ZF			
	1.6 LPG	75		09.09	PR: 1ZF			
	1.6 TDI			10.09	PR: 1ZF			
	1.8 TFSI	118		01.07	PR: 1ZF			
	1.9 TDI			03.04	PR: 1ZF			
	2.0 FSI	110		03.04	PR: 1ZF			
	2.0 TDI	100		03.04	PR: 1ZF			
	2.0 TDI	103		03.04	PR: 1ZF			
	2.0 TDI	125		03.06	PR: 1ZF			
	2.0 TFSI	147		03.06	PR: 1ZF			
	1.2 TSI	77		04.10	PR: 1ZE	24.0125-0145.1	425145	288 25,0 22,0 V L +S +B
	1.4 i 16V	63		05.06	PR: 1ZE	24.0325-0145.1	525145	288 25,0 22,0 V L +S +B PD
	1.4 TSI	92		11.07	PR: 1ZE			
	1.6 i 16V	75		03.04	PR: 1ZE			
	1.6 LPG	75		09.09	PR: 1ZE			
	1.6 TDI			10.09	PR: 1ZE			
	1.8 TFSI	118		01.07	PR: 1ZE			
	1.9 TDI			03.04	PR: 1ZE			
	2.0 FSI	110		03.04	PR: 1ZE			
	2.0 TDI	100		03.04	PR: 1ZE			
	2.0 TDI	103		03.04	PR: 1ZE			
	2.0 TDI	125		03.06	PR: 1ZE			
	2.0 TFSI	147		03.06	PR: 1ZE			
	1.2 TSI	77		04.10	PR: 1LJ,1ZA	24.0125-0158.1	425158	312 25,0 22,0 V L +S +B
	1.4 i 16V	63		05.06	PR: 1LJ,1ZA	24.0325-0158.1	525158	312 25,0 22,0 V L +S +B PD
	1.4 TSI	92		11.07	PR: 1LJ,1ZA			
	1.6 i 16V	75		03.04	PR: 1LJ,1ZA			
	1.6 LPG	75		09.09	PR: 1LJ,1ZA			
	1.6 TDI			10.09	PR: 1LJ,1ZA			
	1.8 TFSI	118		01.07	PR: 1LJ,1ZA			
	1.9 TDI			03.04	PR: 1LJ,1ZA			
	2.0 FSI	110		03.04	PR: 1LJ,1ZA			
	2.0 TDI	100		03.04	PR: 1LJ,1ZA			
	2.0 TDI	103		03.04	PR: 1LJ,1ZA			
	2.0 TDI	125		03.06	PR: 1LJ,1ZA			
	2.0 TFSI	147		03.06	PR: 1LJ,1ZA			



SEAT ALTEA (5P1) (04-)									
									
	2.0 TDI 2.0 TFSI	125 147		03.06 03.06	PR: 1LJ,1ZA PR: 1LJ,1ZA	24.0125-0158.1 24.0325-0158.1	425158 525158		312 25,0 22,0 VL +S +B 312 25,0 22,0 VL +S +B PD
	1.2 TSI 1.4 i 16V 1.4 TSI 1.6 i 16V 1.6 LPG 1.6 TDI 1.8 TFSI 1.9 TDI 2.0 FSI 2.0 TDI 2.0 TDI 2.0 TDI 2.0 TFSI	77 63 92 75 75 118 110 100 103 125 147		04.10 05.06 11.07 03.04 09.09 10.09 01.07 03.04 03.04 03.04 03.06 03.06		24.0711-5271.3 24.0711-5272.3	360301 360302	 	Radsensor Radsensor
	1.2 TSI 1.4 i 16V 1.4 TSI 1.6 i 16V 1.6 LPG 1.6 TDI 1.8 TFSI 1.9 TDI 2.0 FSI 2.0 TDI 2.0 TDI 2.0 TDI 2.0 TFSI	77 63 92 75 75 118 110 100 103 125 147		04.10 05.06 11.07 03.04 09.09 10.09 01.07 03.04 03.04 03.04 03.06 03.06	PR: 1KD,1KQ,1KZ PR: 1KD,1KQ,1KZ PR: 1KD,1KQ,1KZ PR: 1KD,1KQ,1KZ PR: 1KD,1KQ,1KZ PR: 1KD,1KQ,1KZ PR: 1KD,1KQ,1KZ PR: 1KD,1KQ,1KZ PR: 1KD,1KQ,1KZ PR: 1KD,1KQ,1KZ PR: 1KD,1KQ,1KZ PR: 1KD,1KQ,1KZ	13.0460-2820.2 13.0470-2820.2	602820 LD2820	20961 17,6 /S 20961 17,6 /S	LUC LUC
	1.2 TSI 1.4 i 16V 1.4 TSI 1.6 i 16V 1.6 LPG 1.6 TDI 1.8 TFSI 1.9 TDI 2.0 FSI 2.0 TDI 2.0 TDI 2.0 TDI 2.0 TFSI	77 63 92 75 75 118 110 100 103 125 147		04.10 05.06 11.07 03.04 09.09 10.09 01.07 03.04 03.04 03.04 03.06 03.06	PR: 1KS PR: 1KS PR: 1KS PR: 1KS PR: 1KS PR: 1KS PR: 1KS PR: 1KS PR: 1KS PR: 1KS PR: 1KS	13.0460-3858.2 13.0470-3858.2	603858 LD3858	24563 17,7 /Zub/S 24563 17,7 /Zub/S	BOS BOS
	1.2 TSI 1.4 i 16V 1.4 TSI 1.6 i 16V 1.6 LPG 1.6 TDI 1.8 TFSI 1.9 TDI 2.0 FSI 2.0 TDI 2.0 TDI 2.0 TDI 2.0 TFSI	77 63 92 75 75 118 110 100 103 125 147		04.10 05.06 11.07 03.04 09.09 10.09 01.07 03.04 03.04 03.04 03.06 03.06	PR: 1KF,1KJ PR: 1KF,1KJ PR: 1KF,1KJ PR: 1KF,1KJ PR: 1KF,1KJ PR: 1KF,1KJ PR: 1KF,1KJ PR: 1KF,1KJ PR: 1KF,1KJ PR: 1KF,1KJ PR: 1KF,1KJ PR: 1KF,1KJ	13.0460-2880.2 13.0470-2880.2	602880 LD2880	23914 17,1 /WE/Zub/S 23914 17,1 /WE/Zub/S	LUC LUC
	1.2 TSI 1.4 i 16V 1.4 TSI 1.6 i 16V 1.6 LPG 1.6 TDI 1.8 TFSI 1.9 TDI 2.0 FSI 2.0 TDI 2.0 TDI 2.0 TDI 2.0 TFSI	77 63 92 75 75 118 110 100 103 125 147		04.10 05.06 11.07 03.04 09.09 10.09 01.07 03.04 03.04 03.04 03.06 03.06	PR: 1KD,1KQ PR: 1KD,1KQ PR: 1KD,1KQ PR: 1KD,1KQ PR: 1KD,1KQ PR: 1KD,1KQ PR: 1KD,1KQ PR: 1KD,1KQ PR: 1KD,1KQ PR: 1KD,1KQ PR: 1KD,1KQ PR: 1KD,1KQ	24.0110-0277.1 24.0310-0277.1	410277 510277	253 10,0 8,0 +S +B 253 10,0 8,0 +S +B PD	
	1.2 TSI 1.4 i 16V 1.4 TSI 1.6 i 16V 1.6 LPG 1.6 TDI 1.8 TFSI 1.9 TDI 2.0 FSI 2.0 TDI 2.0 TDI 2.0 TDI 2.0 TFSI	77 63 92 75 75 118 110 100 103 125 147		04.10 05.06 11.07 03.04 09.09 10.09 01.07 03.04 03.04 03.04 03.06 03.06	PR: 1KJ,1KZ PR: 1KJ,1KZ PR: 1KJ,1KZ PR: 1KJ,1KZ PR: 1KJ,1KZ PR: 1KJ,1KZ PR: 1KJ,1KZ PR: 1KJ,1KZ PR: 1KJ,1KZ PR: 1KJ,1KZ PR: 1KJ,1KZ PR: 1KJ,1KZ	24.0112-0169.1	412169	282 12,0 10,0 +S +B	
	1.2 TSI 1.4 i 16V 1.4 TSI 1.6 i 16V 1.6 LPG	77 63 92 75 75		04.10 05.06 11.07 03.04 09.09	PR: 1KS PR: 1KS PR: 1KS PR: 1KS	24.0110-0356.1	410356	272 9,7 8,0 +S +B	


















SEAT ALTEA (5P1) (04-)

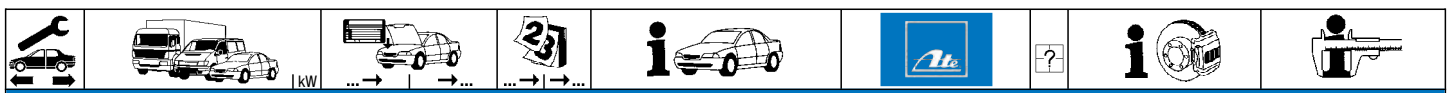
	1.6 TDI		10.09	PR: 1KS	24.0110-0356.1	410356			272 9,7 8,0 +S +B					
	1.8 TFSI	118	01.07	PR: 1KS										
	1.9 TDI		03.04	PR: 1KS	24.0112-0158.1	412158			256 12,0 10,0 +B 256 12,0 10,0 +B PD					
	2.0 FSI	110	03.04	PR: 1KS										
	2.0 TDI	100	03.04	PR: 1KS										
	2.0 TDI	103	03.04	PR: 1KS										
	2.0 TDI	125	03.06	PR: 1KS										
	2.0 TFSI	147	03.06	PR: 1KS										
	1.2 TSI	77	04.10	PR: 1KF										
	1.4 i 16V	63	05.06	PR: 1KF										
	1.4 TSI	92	11.07	PR: 1KF										
	1.6 i 16V	75	03.04	PR: 1KF										
	1.6 LPG	75	09.09	PR: 1KF										
	1.6 TDI		10.09	PR: 1KF										
	1.8 TFSI	118	01.07	PR: 1KF										
	1.9 TDI		03.04	PR: 1KF										
	2.0 FSI	110	03.04	PR: 1KF										
	2.0 TDI	100	03.04	PR: 1KF										
2.0 TDI	103	03.04	PR: 1KF											
2.0 TDI	125	03.06	PR: 1KF											
2.0 TFSI	147	03.06	PR: 1KF											
	1.2 TSI	77	04.10		24.0711-6231.3	360305			Radsensor Radsensor					
	1.4 i 16V	63	05.06											
	1.4 TSI	92	11.07											
	1.6 i 16V	75	03.04											
	1.6 LPG	75	09.09											
	1.6 TDI		10.09											
	1.8 TFSI	118	01.07											
	1.9 TDI		03.04											
	2.0 FSI	110	03.04											
	2.0 TDI	100	03.04											
	2.0 TDI	103	03.04											
	2.0 TDI	125	03.06											
	2.0 TFSI	147	03.06											
	1.2 TSI	77	04.10	PR: 1X1						24.0711-5271.3	360301			Radsensor
	1.4 i 16V	63	05.06	PR: 1X1										
	1.4 TSI	92	11.07	PR: 1X1										
1.6 i 16V	75	03.04	PR: 1X1											
1.6 LPG	75	09.09	PR: 1X1											
1.6 TDI		10.09	PR: 1X1											
1.8 TFSI	118	01.07	PR: 1X1											
1.9 TDI		03.04	PR: 1X1											
2.0 FSI	110	03.04	PR: 1X1											
2.0 TDI	100	03.04	PR: 1X1											
2.0 TDI	103	03.04	PR: 1X1											
2.0 TDI	125	03.06	PR: 1X1											
2.0 TFSI	147	03.06	PR: 1X1											
1.2 TSI	77	04.10		24.0711-6232.3	360306			Radsensor						
1.4 i 16V	63	05.06												
1.4 TSI	92	11.07												
1.6 i 16V	75	03.04												
1.6 LPG	75	09.09												
1.6 TDI		10.09												
1.8 TFSI	118	01.07												
1.9 TDI		03.04												
2.0 FSI	110	03.04												
2.0 TDI	100	03.04												
2.0 TDI	103	03.04												
2.0 TDI	125	03.06												
2.0 TFSI	147	03.06												

SEAT ALTEA XL (5P5) (06-)

	1.2 TSI	77	04.10	PR: 1ZF	13.0460-7117.2	607117			23131 19,6 +/WK 23131 19,6 +/WK	VW VW						
	1.4 i 16V	63	05.08	PR: 1ZF												
	1.4 TSI	92	11.07	PR: 1ZF												
	1.6 i 16V	75	10.06	PR: 1ZF												
	1.6 LPG	75	09.09	PR: 1ZF												
	1.6 TDI		10.09	PR: 1ZF												
	1.8 TFSI	118	10.06	PR: 1ZF												
	1.9 TDI		10.06	PR: 1ZF												
	2.0 FSI	110	10.06	PR: 1ZF												
	2.0 TDI		10.06	PR: 1ZF												
	2.0 TDI	125	10.06	PR: 1ZF												
	2.0 TDI 4x4		06.07	PR: 1ZF												
	2.0 TFSI 4x4		06.07	PR: 1ZF												
	1.2 TSI	77	04.10	PR: 1ZA,1ZE,1LJ							13.0460-7184.2	607184			23587 20,6 +/WK 23587 20,6 +/WK	ATE ATE
	1.4 i 16V	63	05.08	PR: 1ZA,1ZE,1LJ												
	1.4 TSI	92	11.07	PR: 1ZA,1ZE,1LJ												
1.6 i 16V	75	10.06	PR: 1ZA,1ZE,1LJ													
1.6 LPG	75	09.09	PR: 1ZA,1ZE,1LJ													
1.6 TDI		10.09	PR: 1ZA,1ZE,1LJ													
1.8 TFSI	118	10.06	PR: 1ZA,1ZE,1LJ													
1.9 TDI		10.06	PR: 1ZA,1ZE,1LJ													
2.0 FSI	110	10.06	PR: 1ZA,1ZE,1LJ													
2.0 TDI		10.06	PR: 1ZA,1ZE,1LJ													
2.0 TDI	125	10.06	PR: 1ZA,1ZE,1LJ													
2.0 TDI 4x4		06.07	PR: 1ZA,1ZE,1LJ													
2.0 TFSI 4x4		06.07	PR: 1ZA,1ZE,1LJ													
	1.2 TSI	77	04.10	PR: 1ZF	24.0122-0210.1	422210			280 22,0 19,0 VL +S +B 280 22,0 19,0 VL +S +B PD							
	1.4 i 16V	63	05.08	PR: 1ZF												
	1.4 TSI	92	11.07	PR: 1ZF												
	1.6 i 16V	75	10.06	PR: 1ZF												
	1.6 LPG	75	09.09	PR: 1ZF												
	1.6 TDI		10.09	PR: 1ZF												
	1.8 TFSI	118	10.06	PR: 1ZF												
	1.9 TDI		10.06	PR: 1ZF												
	2.0 FSI	110	10.06	PR: 1ZF												
	2.0 TDI		10.06	PR: 1ZF												
2.0 TDI	125	10.06	PR: 1ZF													
2.0 TDI 4x4		06.07	PR: 1ZF													



								
SEAT ALTEA XL (5P5) (06-)								
	2.0 TFSI 4x4		06.07	PR: 1ZF	24.0122-0210.1 24.0322-0210.1	422210 522210		280 22,0 19,0 VL +S +B 280 22,0 19,0 VL +S +B PD
	1.2 TSI	77	04.10	PR: 1ZE	24.0125-0145.1	425145		288 25,0 22,0 VL +S +B
	1.4 i 16V	63	05.08	PR: 1ZE	24.0325-0145.1	525145		288 25,0 22,0 VL +S +B PD
	1.4 TSI	92	11.07	PR: 1ZE				
	1.6 i 16V	75	10.06	PR: 1ZE				
	1.6 LPG	75	09.09	PR: 1ZE				
	1.6 TDI		10.09	PR: 1ZE				
	1.8 TFSI	118	10.06	PR: 1ZE				
	1.9 TDI		10.06	PR: 1ZE				
	2.0 FSI	110	10.06	PR: 1ZE				
	2.0 TDI		10.06	PR: 1ZE				
	2.0 TDI	125	10.06	PR: 1ZE				
	2.0 TDI 4x4		06.07	PR: 1ZE				
	2.0 TFSI 4x4		06.07	PR: 1ZE				
	1.2 TSI	77	04.10	PR: 1LJ,1ZA	24.0125-0158.1	425158		312 25,0 22,0 VL +S +B
	1.4 i 16V	63	05.08	PR: 1LJ,1ZA	24.0325-0158.1	525158		312 25,0 22,0 VL +S +B PD
	1.4 TSI	92	11.07	PR: 1LJ,1ZA				
	1.6 i 16V	75	10.06	PR: 1LJ,1ZA				
	1.6 LPG	75	09.09	PR: 1LJ,1ZA				
	1.6 TDI		10.09	PR: 1LJ,1ZA				
	1.8 TFSI	118	10.06	PR: 1LJ,1ZA				
	1.9 TDI		10.06	PR: 1LJ,1ZA				
	2.0 FSI	110	10.06	PR: 1LJ,1ZA				
	2.0 TDI		10.06	PR: 1LJ,1ZA				
	2.0 TDI	125	10.06	PR: 1LJ,1ZA				
	2.0 TDI 4x4		06.07	PR: 1LJ,1ZA				
	2.0 TFSI 4x4		06.07	PR: 1LJ,1ZA				
	1.2 TSI	77	04.10		24.0711-5271.3	360301		Radsensor
	1.4 i 16V	63	05.08		24.0711-5272.3	360302		Radsensor
	1.4 TSI	92	11.07					
	1.6 i 16V	75	10.06					
	1.6 LPG	75	09.09					
	1.6 TDI		10.09					
	1.8 TFSI	118	10.06					
	1.9 TDI		10.06					
	2.0 FSI	110	10.06					
	2.0 TDI		10.06					
	2.0 TDI	125	10.06					
	2.0 TDI 4x4		06.07					
	2.0 TFSI 4x4		06.07					
	1.2 TSI	77	04.10	PR: 1KD,1KQ,1KZ	13.0460-2820.2	602820		20961 17,6 /S LUC
	1.4 i 16V	63	05.08	PR: 1KD,1KQ,1KZ	13.0470-2820.2	LD2820		20961 17,6 /S LUC
	1.4 TSI	92	11.07	PR: 1KD,1KQ,1KZ				
	1.6 i 16V	75	10.06	PR: 1KD,1KQ,1KZ				
	1.6 LPG	75	09.09	PR: 1KD,1KQ,1KZ				
	1.6 TDI		10.09	PR: 1KD,1KQ,1KZ				
	1.8 TFSI	118	10.06	PR: 1KD,1KQ,1KZ				
	1.9 TDI		10.06	PR: 1KD,1KQ,1KZ				
	2.0 FSI	110	10.06	PR: 1KD,1KQ,1KZ				
	2.0 TDI		10.06	PR: 1KD,1KQ,1KZ				
	2.0 TDI	125	10.06	PR: 1KD,1KQ,1KZ				
	2.0 TDI 4x4		06.07	PR: 1KD,1KQ,1KZ				
	2.0 TFSI 4x4		06.07	PR: 1KD,1KQ,1KZ				
	1.2 TSI	77	04.10	PR: 1KS	13.0460-3858.2	603858		24563 17,7 /Zub/S BOS
	1.4 i 16V	63	05.08	PR: 1KS	13.0470-3858.2	LD3858		24563 17,7 /Zub/S BOS
	1.4 TSI	92	11.07	PR: 1KS				
	1.6 i 16V	75	10.06	PR: 1KS				
	1.6 LPG	75	09.09	PR: 1KS				
	1.6 TDI		10.09	PR: 1KS				
	1.8 TFSI	118	10.06	PR: 1KS				
	1.9 TDI		10.06	PR: 1KS				
	2.0 FSI	110	10.06	PR: 1KS				
	2.0 TDI		10.06	PR: 1KS				
	2.0 TDI	125	10.06	PR: 1KS				
	2.0 TDI 4x4		06.07	PR: 1KS				
	2.0 TFSI 4x4		06.07	PR: 1KS				
	1.2 TSI	77	04.10	PR: 1KD,1KQ	24.0110-0277.1	410277		253 10,0 8,0 +S +B
	1.4 i 16V	63	05.08	PR: 1KD,1KQ	24.0310-0277.1	510277		253 10,0 8,0 +S +B PD
	1.4 TSI	92	11.07	PR: 1KD,1KQ				
	1.6 i 16V	75	10.06	PR: 1KD,1KQ				
	1.6 LPG	75	09.09	PR: 1KD,1KQ				
	1.6 TDI		10.09	PR: 1KD,1KQ				
	1.8 TFSI	118	10.06	PR: 1KD,1KQ				
	1.9 TDI		10.06	PR: 1KD,1KQ				
	2.0 FSI	110	10.06	PR: 1KD,1KQ				
	2.0 TDI		10.06	PR: 1KD,1KQ				
	2.0 TDI	125	10.06	PR: 1KD,1KQ				
	2.0 TDI 4x4		06.07	PR: 1KD,1KQ				
	2.0 TFSI 4x4		06.07	PR: 1KD,1KQ				
	1.2 TSI	77	04.10	PR: 1KJ,1KZ	24.0112-0169.1	412169		282 12,0 10,0 +S +B
	1.4 i 16V	63	05.08	PR: 1KJ,1KZ				
	1.4 TSI	92	11.07	PR: 1KJ,1KZ				
	1.6 i 16V	75	10.06	PR: 1KJ,1KZ				
	1.6 LPG	75	09.09	PR: 1KJ,1KZ				
	1.6 TDI		10.09	PR: 1KJ,1KZ				

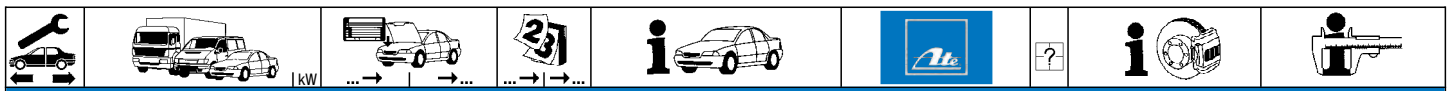


SEAT ALTEA XL (5P5) (06-)

	1.8 TFSI	118		10.06	PR: 1KJ,1KZ	24.0112-0169.1	412169		282 12,0 10,0 +S +B	
	1.9 TDI			10.06	PR: 1KJ,1KZ					
	2.0 FSI	110		10.06	PR: 1KJ,1KZ					
	2.0 TDI			10.06	PR: 1KJ,1KZ					
	2.0 TDI	125		10.06	PR: 1KJ,1KZ					
	2.0 TDI 4x4			06.07	PR: 1KJ,1KZ					
	2.0 TFSI 4x4			06.07	PR: 1KJ,1KZ					
	1.2 TSI	77		04.10	PR: 1KS	24.0110-0356.1	410356		272 9,7 8,0 +S +B	
	1.4 i 16V	63		05.08	PR: 1KS					
	1.4 TSI	92		11.07	PR: 1KS					
	1.6 i 16V	75		10.06	PR: 1KS					
	1.6 LPG	75		09.09	PR: 1KS					
	1.6 TDI			10.09	PR: 1KS					
	1.8 TFSI	118		10.06	PR: 1KS					
	1.9 TDI			10.06	PR: 1KS					
	2.0 FSI	110		10.06	PR: 1KS					
	2.0 TDI			10.06	PR: 1KS					
	2.0 TDI	125		10.06	PR: 1KS					
	2.0 TDI 4x4			06.07	PR: 1KS					
	2.0 TFSI 4x4			06.07	PR: 1KS					
		1.2 TSI	77		04.10		24.0711-6231.3	360305		Radsensor
		1.4 i 16V	63		05.08		24.0711-6232.3	360306		Radsensor
1.4 TSI		92		11.07						
1.6 i 16V		75		10.06						
1.6 LPG		75		09.09						
1.6 TDI				10.09						
1.8 TFSI		118		10.06						
1.9 TDI				10.06						
2.0 FSI		110		10.06						
2.0 TDI				10.06						
2.0 TDI		125		10.06						
2.0 TDI 4x4				06.07		24.0711-5271.3	360301		Radsensor	
2.0 TFSI 4x4				06.07		24.0711-5272.3	360302		Radsensor	

SEAT AROSA (6H) (97-05)

	1.0 i	37		05.97	04.05	13.0460-7100.2	607100		21866 17,2 +	VW
	1.4 i	44		05.97	04.05	13.0470-7100.2	LD7100		21866 17,2 +	ATE
	1.7 SDI	44		11.97	04.05					
	1.4 i 16V	74		10.99	04.05	13.0460-2821.2	602821		21945 16,0 /S	LUC
	1.4 TDI	55		10.99	04.05					
	1.0 i	37		05.97	04.05	24.0110-0232.1	410232		239 9,9 8,0 +S +B	
	1.0 i	37		05.97	04.05	24.0118-0106.1	418106		239 18,0 16,0 V L +S +B	
	1.4 i	44		05.97	04.05	24.0318-0106.1	518106		239 18,0 16,0 V L +S +B PD	
	1.7 SDI	44		11.97	04.05					
	1.4 i 16V	74		10.99	04.05	24.0120-0128.1	420128		256 20,0 18,0 V L +S +B	
	1.4 TDI	55		10.99	04.05	24.0320-0128.1	520128		256 20,0 18,0 V L +S +B PD	
	1.0 i	37		05.97	04.05	24.0711-1361.3	360022		Radsensor	
	1.4 i	44		05.97	04.05	24.0711-1362.3	360023		Radsensor	
	1.4 i 16V	74		10.99	04.05					
	1.4 TDI	55		10.99	04.05					
	1.7 SDI	44		11.97	04.05					
	1.4 i 16V	74		10.99	04.05	13.0460-2894.2	602894		20961 17,4 /Zub/S	LUC
						13.0470-2894.2	LD2894		20961 17,4 /Zub/S	LUC
						13.0460-0072.2	610072		Belagsatz-Zubehör	LUC
	1.4 i 16V	74		10.99	04.05	24.0109-0124.1	409124		232 9,0 7,0 +B	
	1.0 i	37		05.97	04.05	24.0741-1107.3	360042	2	Radsensor	
	1.4 i	44		05.97	04.05					
	1.4 i 16V	74		10.99	04.05					
	1.4 TDI	55		10.99	04.05					
	1.7 SDI	44		11.97	04.05					
	1.0 i	37	6H-X-090000	05.97		03.0137-0126.2	650126		180 x 31 HEB	
	1.4 i	44	6H-X-090000	05.97		03.0137-9008.2	669008		Bremsbacken-Zubehör	
	1.4 TDI	55	6H-X-090000	10.99						
	1.7 SDI	44	6H-X-090000	11.97						
	1.0 i	37	6H-X-090001		04.05	03.0137-0268.2	650268		200 x 40 HEB	VW
	1.4 i	44	6H-X-090001		04.05	03.0137-9168.2	669168		Bremsbacken-Zubehör	VW
	1.4 TDI	55	6H-X-090001		04.05					
	1.7 SDI	44	6H-X-090001		04.05					
	1.0 i	37	6H-X-090000	05.97		24.0218-0007.1	480003		180/181 x 38,5 - Lager	
	1.4 i	44	6H-X-090000	05.97		24.0218-0707.2	480211		180/181 x 38,5 + Lager	
	1.4 TDI	55	6H-X-090000	10.99						
	1.7 SDI	44	6H-X-090000	11.97						
	1.0 i	37	6H-X-090001		04.05	24.0220-0032.1	480130		200/201,5 x 50,5	
	1.4 i	44	6H-X-090001		04.05					
	1.4 TDI	55	6H-X-090001		04.05					
	1.7 SDI	44	6H-X-090001		04.05					
	1.0 i	37	6H-X-090000	05.97	- ABS	03.0520-0215.3	690215		15,87/180x31 TopKit	VW
	1.4 i	44	6H-X-090000	05.97	- ABS					
	1.4 TDI	55	6H-X-090000	10.99	- ABS					
	1.7 SDI	44	6H-X-090000	11.97	- ABS					
	1.0 i	37	6H-X-090000	05.97	+ ABS	03.0520-3917.3	693917		17,46/180x31 TopKit	VW
1.4 i	44	6H-X-090000	05.97	+ ABS						



SEAT AROSA (6H) (97-05)






	1.4 TDI	55	6H-X-090000	10.99	+ ABS	03.0520-3917.3	693917		17,46/180x31 TopKit	VW
	1.7 SDI	44	6H-X-090000	11.97	+ ABS					
	1.0 i	37	6H-X-090001		04.05 - ABS	03.0520-0415.3	690415		15,87/200x40 TopKit	VW
	1.4 i	44	6H-X-090001		04.05 - ABS					
	1.4 TDI	55	6H-X-090001		04.05 - ABS					
	1.7 SDI	44	6H-X-090001		04.05 - ABS					
	1.0 i	37	6H-X-090001		04.05 + ABS	03.0420-1517.3	681517		17,46/200x40 Kit	VW
	1.4 i	44	6H-X-090001		04.05 + ABS	03.0520-1517.3	691517		17,46/200x40 TopKit	VW
	1.4 TDI	55	6H-X-090001		04.05 + ABS					
	1.7 SDI	44	6H-X-090001		04.05 + ABS					

SEAT CORDOBA I (93-99)

















	1.4 i		6K-TR09920	11.93	- ABS	13.0460-7030.2	607030		20889 17,3 /Zub	VW
	1.4 i		6K-TR09921		12.96 - ABS	13.0460-7059.2	607059		20887 17,3 +/Zub	VW
	1.4 i		6K-TR046558	11.93	+ ABS	13.0460-7032.2	607032		20887 19,7 +/Zub	VW
	1.6 i		6K-TR046558	11.93	+ massive Scheiben ¹⁾					
	1.8 i	66	6K-TR046558	11.93	+ massive Scheiben ¹⁾					
	1.9 D		6K-TR046558	11.93	+ massive Scheiben ¹⁾					
	1.9 TD	55	6K-TR046558	11.93	+ massive Scheiben ¹⁾					
	1.4 i		6K-TR046559		12.96 + ABS	13.0460-7072.2	607072		21866 19,7 +	VW
	1.6 i		6K-TR046559		12.96 + massive Scheiben ¹⁾					
	1.8 i	66	6K-TR046559		12.96 + massive Scheiben ¹⁾					
	1.9 D		6K-TR046559		12.96 + massive Scheiben ¹⁾					
	1.9 SDI	47		09.95	12.96 + massive Scheiben ¹⁾					
1.9 TD	55	6K-TR046559		12.96 + massive Scheiben ¹⁾						
	1.6 i			11.93	12.96 + belüftete Scheiben ²⁾	13.0460-7033.2	607033		20887 15,3 +/Zub	VW
	1.8 i	66		11.93	12.96 + belüftete Scheiben ²⁾					
	1.9 D			11.93	12.96 + belüftete Scheiben ²⁾					
	1.9 SDI	47		09.95	12.96 + belüftete Scheiben ²⁾					
	1.9 TD	55		11.93	12.96 + belüftete Scheiben ²⁾					
	1.8 i 16V	95		02.94	12.96	13.0460-2821.2	602821		21945 16,0 /S	LUC
	2.0 i	85		11.93	12.96					
	1.4 i			01.97	05.99 PR: 1LA	13.0460-7059.2	607059		20887 17,3 +/Zub	VW
	1.6 i			01.97	05.99 PR: 1LA					
	1.6 i	55		05.94	05.99 PR: 1LA					
	1.8 i	66		01.97	05.99 PR: 1LA					
	1.8 i 16V	95		01.97	05.99 PR: 1LA					
	1.9 D			01.97	05.99 PR: 1LA					
	1.9 SDI	47		01.97	05.99 PR: 1LA					
	1.9 TD	55		01.97	05.99 PR: 1LA					
	1.9 TDI	66		01.97	05.99 PR: 1LA					
	1.9 TDI	81		03.97	05.99 PR: 1LA					
2.0 i	85		01.97	05.99 PR: 1LA						
	1.4 i			01.97	05.99 PR: 1LM	13.0460-7072.2	607072		21866 19,7 +	VW
	1.6 i			01.97	05.99 PR: 1LM					
	1.6 i	55		05.94	05.99 PR: 1LM					
	1.8 i	66		01.97	05.99 PR: 1LM					
	1.8 i 16V	95		01.97	05.99 PR: 1LM					
	1.9 D			01.97	05.99 PR: 1LM					
	1.9 SDI	47		01.97	05.99 PR: 1LM					
	1.9 TD	55		01.97	05.99 PR: 1LM					
	1.9 TDI	66		01.97	05.99 PR: 1LM					
	1.9 TDI	81		03.97	05.99 PR: 1LM					
2.0 i	85		01.97	05.99 PR: 1LM						
	1.4 i			01.97	05.99 PR: 1LG	13.0460-7101.2	607101		21866 15,3 +	VW
	1.6 i			01.97	05.99 PR: 1LG					
	1.6 i	55		05.94	05.99 PR: 1LG					
	1.8 i	66		01.97	05.99 PR: 1LG					
	1.8 i 16V	95		01.97	05.99 PR: 1LG					
	1.9 D			01.97	05.99 PR: 1LG					
	1.9 SDI	47		01.97	05.99 PR: 1LG					
	1.9 TD	55		01.97	05.99 PR: 1LG					
	1.9 TDI	66		01.97	05.99 PR: 1LG					
	1.9 TDI	81		03.97	05.99 PR: 1LG					
2.0 i	85		01.97	05.99 PR: 1LG						
	1.4 i			01.97	05.99 PR: 1LY,1ZK	13.0460-2821.2	602821		21945 16,0 /S	LUC
	1.6 i			01.97	05.99 PR: 1LY,1ZK					
	1.6 i	55		05.94	05.99 PR: 1LY,1ZK					
	1.8 i	66		01.97	05.99 PR: 1LY,1ZK					
	1.8 i 16V	95		01.97	05.99 PR: 1LY,1ZK					
	1.9 D			01.97	05.99 PR: 1LY,1ZK					
	1.9 SDI	47		01.97	05.99 PR: 1LY,1ZK					
	1.9 TD	55		01.97	05.99 PR: 1LY,1ZK					
	1.9 TDI	66		01.97	05.99 PR: 1LY,1ZK					
	1.9 TDI	81		03.97	05.99 PR: 1LY,1ZK					
2.0 i	85		01.97	05.99 PR: 1LY,1ZK						
	1.4 i			01.97	05.99 PR: 1LV,1LW,1LD	13.0460-2958.2	602958		20168 19,3 /S	LUC
	1.6 i			01.97	05.99 PR: 1LV,1LW,1LD					
	1.6 i	55		05.94	05.99 PR: 1LV,1LW,1LD					
	1.8 i	66		01.97	05.99 PR: 1LV,1LW,1LD					
	1.8 i 16V	95		01.97	05.99 PR: 1LV,1LW,1LD					
	1.9 D			01.97	05.99 PR: 1LV,1LW,1LD					
	1.9 SDI	47		01.97	05.99 PR: 1LV,1LW,1LD					
	1.9 TD	55		01.97	05.99 PR: 1LV,1LW,1LD					
	1.9 TDI	66		01.97	05.99 PR: 1LV,1LW,1LD					
	1.9 TDI	81		01.97	05.99 PR: 1LV,1LW,1LD					

¹⁾ + solid discs / + dischi massiccio / + disques massive / + disco macizo
²⁾ + ventilated discs / + dischi ventilati / + disques ventilés / + disco ventilado



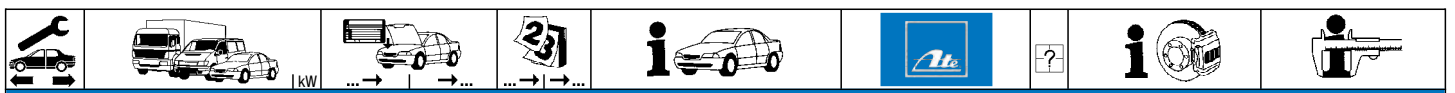
SEAT CORDOBA I (93-99)										
	1.9 TDI 2.0 i 2.0 i 16V	81 85 110		03.97 01.97 07.96	05.99 05.99 05.99	PR: 1LV,1LW,1LD PR: 1LV,1LW,1LD	13.0460-2958.2	602958		20168 19,3 /S LUC
	1.4 i			11.93	12.96	- ABS	24.0110-0151.1 24.0310-0151.1	410151 510151		239 10,0 8,0 +S +B 239 10,0 8,0 +S +B PD
	1.4 i 1.6 i 1.8 i 1.9 D 1.9 SDI 1.9 TD			11.93 11.93 11.93 11.93 09.95 11.93	12.96 12.96 12.96 12.96 12.96 12.96	+ ABS + massive Scheiben ¹⁾ + massive Scheiben ¹⁾ + massive Scheiben ¹⁾ + massive Scheiben ¹⁾	24.0112-0106.1 24.0312-0106.1	412106 512106		239 12,0 10,0 +S +B 239 12,0 10,0 +S +B PD
	1.4 i 1.6 i 1.8 i 1.9 D 1.9 SDI 1.9 TD	66 66		11.93 11.93 11.93 11.93 09.95 11.93	12.96 12.96 12.96 12.96 12.96 12.96	+ belüftete Scheiben ²⁾ + belüftete Scheiben ²⁾ + belüftete Scheiben ²⁾ + belüftete Scheiben ²⁾	24.0120-0123.1 24.0320-0123.1	420123 520123		239 20,0 18,0 V L +S +B 239 20,0 18,0 V L +S +B PD
	1.8 i 16V 2.0 i	95 85		02.94 11.93	12.96 12.96		24.0120-0128.1 24.0320-0128.1	420128 520128		256 20,0 18,0 V L +S +B 256 20,0 18,0 V L +S +B PD
	1.4 i 1.6 i 1.6 i 1.8 i 1.8 i 16V 1.9 D 1.9 SDI 1.9 TD 1.9 TDI 1.9 TDI 2.0 i			01.97 01.97 05.94 01.97 01.97 01.97 01.97 01.97 01.97 03.97 01.97	05.99 05.99 05.99 05.99 05.99 05.99 05.99 05.99 05.99 05.99 05.99	PR: 1LA PR: 1LA PR: 1LA PR: 1LA PR: 1LA PR: 1LA PR: 1LA PR: 1LA PR: 1LA PR: 1LA PR: 1LA	24.0110-0151.1 24.0310-0151.1	410151 510151		239 10,0 8,0 +S +B 239 10,0 8,0 +S +B PD
	1.4 i 1.6 i 1.6 i 1.8 i 1.8 i 16V 1.9 D 1.9 SDI 1.9 TD 1.9 TDI 1.9 TDI 2.0 i			01.97 01.97 05.94 01.97 01.97 01.97 01.97 01.97 01.97 03.97 01.97	05.99 05.99 05.99 05.99 05.99 05.99 05.99 05.99 05.99 05.99 05.99	PR: 1LM PR: 1LM PR: 1LM PR: 1LM PR: 1LM PR: 1LM PR: 1LM PR: 1LM PR: 1LM PR: 1LM PR: 1LM	24.0112-0106.1 24.0312-0106.1	412106 512106		239 12,0 10,0 +S +B 239 12,0 10,0 +S +B PD
	1.4 i 1.6 i 1.6 i 1.8 i 1.8 i 16V 1.9 D 1.9 SDI 1.9 TD 1.9 TDI 1.9 TDI 2.0 i			01.97 01.97 05.94 01.97 01.97 01.97 01.97 01.97 01.97 03.97 01.97	05.99 05.99 05.99 05.99 05.99 05.99 05.99 05.99 05.99 05.99 05.99	PR: 1LG PR: 1LG PR: 1LG PR: 1LG PR: 1LG PR: 1LG PR: 1LG PR: 1LG PR: 1LG PR: 1LG PR: 1LG	24.0120-0123.1 24.0320-0123.1	420123 520123		239 20,0 18,0 V L +S +B 239 20,0 18,0 V L +S +B PD
	1.4 i 1.6 i 1.6 i 1.8 i 1.8 i 16V 1.9 D 1.9 SDI 1.9 TD 1.9 TDI 1.9 TDI 2.0 i			01.97 01.97 05.94 01.97 01.97 01.97 01.97 01.97 01.97 03.97 01.97	05.99 05.99 05.99 05.99 05.99 05.99 05.99 05.99 05.99 05.99 05.99	PR: 1LY,1ZK PR: 1LY,1ZK PR: 1LY,1ZK PR: 1LY,1ZK PR: 1LY,1ZK PR: 1LY,1ZK PR: 1LY,1ZK PR: 1LY,1ZK PR: 1LY,1ZK PR: 1LY,1ZK PR: 1LY,1ZK	24.0120-0128.1 24.0320-0128.1	420128 520128		256 20,0 18,0 V L +S +B 256 20,0 18,0 V L +S +B PD
	1.4 i 1.6 i 1.6 i 1.8 i 1.8 i 16V 1.9 D 1.9 SDI 1.9 TD 1.9 TDI 1.9 TDI 2.0 i 2.0 i 16V			01.97 01.97 05.94 01.97 01.97 01.97 01.97 01.97 01.97 03.97 01.97 07.96	05.99 05.99 05.99 05.99 05.99 05.99 05.99 05.99 05.99 05.99 05.99 05.99	PR: 1LV,1LW,1LD PR: 1LV,1LW,1LD PR: 1LV,1LW,1LD PR: 1LV,1LW,1LD PR: 1LV,1LW,1LD PR: 1LV,1LW,1LD PR: 1LV,1LW,1LD PR: 1LV,1LW,1LD PR: 1LV,1LW,1LD PR: 1LV,1LW,1LD PR: 1LV,1LW,1LD	24.0122-0101.1	422101		280 22,0 20,0 V L +B
	1.4 i 1.6 i 1.6 i 1.8 i 1.8 i 16V 1.9 D 1.9 SDI 1.9 TD 1.9 TDI 1.9 TDI 2.0 i			11.93 11.93 05.94 11.93 02.94 11.93 09.95 11.93 07.96 03.97 11.93	05.99 05.99 05.99 05.99 05.99 05.99 05.99 05.99 05.99 05.99 05.99		24.0711-1361.3 24.0711-1362.3	360022 360023	 	Radsensor Radsensor

¹⁾ + solid discs / + dischi massiccio / + disques massive / + disco macizo
²⁾ + ventilated discs / + dischi ventilati / + disques ventilés / + disco ventilado

									
SEAT CORDOBA I (93-99)									
	2.0 i 16V	110		07.96	05.99	24.0711-1361.3 24.0711-1362.3	360022 360023	Radsensor Radsensor	
	1.8 i 16V	95	6K-X-289999	02.94		13.0460-2937.2	602937	20961 15,2 /Zub/S LUC	
	1.9 TDI	81	6K-X-289999	03.97		13.0460-0419.2	610419	Belagsatz-Zubehör LUC	
	2.0 i	85	6K-X-289999	11.93					
	2.0 i 16V	110	6K-X-289999	07.96		13.0460-2984.2	602984	20961 17,2 /Zub/S LUC	
						13.0460-0072.2	610072	Belagsatz-Zubehör LUC	
	1.8 i 16V	95	6K-X-290000		05.99	PR: 1KE,1KK,1KQ	602894	20961 17,4 /Zub/S LUC	
	1.9 TDI	81	6K-X-290000		05.99	PR: 1KE,1KK,1KQ	LD2894	20961 17,4 /Zub/S LUC	
	2.0 i	85	6K-X-290000		05.99	PR: 1KE,1KK,1KQ			
	2.0 i 16V	110	6K-X-290000		05.99	PR: 1KE,1KK,1KQ			
	1.8 i 16V	95	6K-X-289999	02.94		24.0110-0111.1	410111	ohne Sensorring ¹⁾	
	1.9 TDI	81	6K-X-289999	03.97		24.0110-0275.2	410275	mit Sensorring ²⁾	
	2.0 i	85	6K-X-289999	11.93				226 10,0 8,0 +B	
	2.0 i 16V	110	6K-X-289999	07.96				226 10,0 8,0	
	1.8 i 16V	95	6K-X-290000		05.99	PR: 1KE,1KK,1KQ	409124	232 9,0 7,0 +B	
	1.9 TDI	81	6K-X-290000		05.99	PR: 1KE,1KK,1KQ			
	2.0 i	85	6K-X-290000		05.99	PR: 1KE,1KK,1KQ			
	2.0 i 16V	110	6K-X-290000		05.99	PR: 1KE,1KK,1KQ			
	1.4 i			11.93	05.99	24.0741-1108.3	360093	Radsensor L=843	
	1.6 i			11.93	05.99				
	1.6 i	55		05.94	05.99				
	1.8 i	66		11.93	05.99				
	1.8 i 16V	95		02.94	05.99				
	1.9 D			11.93	05.99				
	1.9 SDI	47		09.95	05.99				
	1.9 TD	55		11.93	05.99				
	1.9 TDI	66		07.96	05.99				
	1.9 TDI	81		03.97	05.99				
	2.0 i	85		11.93	05.99				
	2.0 i 16V	110		07.96	05.99				
	1.4 i			11.93	12.96	- ABS	03.0137-0126.2	650126	180 x 31 HEB
	1.6 i			11.93	12.96	- ABS	03.0137-9008.2	669008	Bremsbacken-Zubehör
	1.4 i			11.93	12.96	+ ABS	03.0137-0268.2	650268	200 x 40 HEB
	1.6 i			11.93	12.96	+ ABS	03.0137-9168.2	669168	Bremsbacken-Zubehör VW
	1.8 i	66		11.93	12.96				
	1.9 D			11.93	12.96				
	1.9 SDI	47		09.95	12.96				
	1.9 TD	55		11.93	12.96				
	1.9 TDI	66		07.96	12.96				
	1.4 i			01.97	05.99	PR: 1KA	03.0137-0126.2	650126	180 x 31 HEB
	1.6 i			01.97	05.99	PR: 1KA	03.0137-9008.2	669008	Bremsbacken-Zubehör
	1.4 i			01.97	05.99	PR: 1KB,1KM	03.0137-0268.2	650268	200 x 40 HEB
	1.6 i			01.97	05.99	PR: 1KB,1KM	03.0137-9168.2	669168	Bremsbacken-Zubehör VW
	1.6 i	55		05.94	05.99	PR: 1KB,1KM			
	1.8 i	66		01.97	05.99	PR: 1KB,1KM			
	1.9 D			01.97	05.99	PR: 1KB,1KM			
	1.9 SDI	47		01.97	05.99	PR: 1KB,1KM			
	1.9 TD	55		01.97	05.99	PR: 1KB,1KM			
	1.9 TDI	66		01.97	05.99	PR: 1KB,1KM			
	1.4 i			11.93	05.99	- ABS	24.0218-0007.1	480003	180/181 x 38,5 - Lager
	1.6 i			11.93	05.99	- ABS	24.0218-0707.2	480211	180/181 x 38,5 + Lager
	1.4 i		6K-X-290000	11.93		+ ABS	24.0220-0018.1	480019	ohne Sensorring ¹⁾
	1.6 i		6K-X-290000	11.93		+ ABS	24.0220-0718.2	480209	ohne Sensorring ¹⁾
	1.6 i	55	6K-X-290000	05.94					
	1.8 i	66	6K-X-290000	11.93					
	1.9 D		6K-X-290000	11.93					
	1.9 SDI	47	6K-X-290000	09.95					
	1.9 TD	55	6K-X-290000	11.93					
	1.9 TDI	66	6K-X-290000	07.96					
	1.4 i		6K-X-290001		05.99	+ ABS	24.0220-0032.1	480130	200/201,5 x 50,5
	1.6 i		6K-X-290001		05.99	+ ABS			
	1.6 i	55	6K-X-290001		05.99				
	1.8 i	66	6K-X-290001		05.99				
	1.9 D		6K-X-290001		05.99				
	1.9 SDI	47	6K-X-290001		05.99				
	1.9 TD	55	6K-X-290001		05.99				
	1.9 TDI	66	6K-X-290001		05.99				
	1.4 i			11.93	05.99	- ABS	03.0420-0617.3	680617	+ Rz GG ³⁾
	1.6 i			11.93	05.99	- ABS	03.0520-3917.3	693917	+ Rz ALU ⁴⁾
	1.4 i			11.93	05.99	+ ABS	03.0420-1517.3	681517	17,46/200x40 Kit VW
	1.6 i			11.93	05.99	+ ABS	03.0520-1517.3	691517	17,46/200x40 Kit VW
	1.6 i	55		05.94	05.99				
	1.8 i	66		11.93	05.99				
	1.9 D			11.93	05.99				
	1.9 SDI	47		09.95	05.99				
	1.9 TD	55		11.93	05.99				
	1.9 TDI	66		07.96	05.99				

¹⁾ without sensor ring / senza sensori / sans secours ABS / sin anillo sensor ABS
²⁾ with sensor ring / con sensori / avec secours ABS / con anillo sensor ABS
³⁾ + WC cast iron / + CR ghisa / + CR fonte grise / + CR fundición de gris
⁴⁾ + WC aluminium / + CR alluminio / + CR aluminium / + CR aluminio





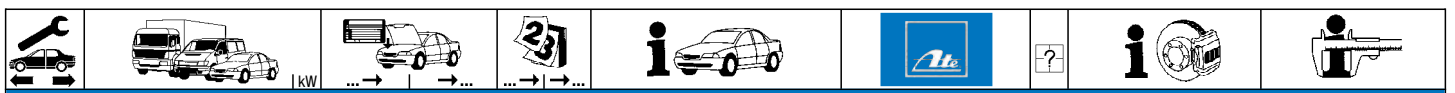
SEAT CORDOBA II (6K2) (99-02)

	1.0	37		06.99	09.02		13.0460-7101.2	607101			21866 15,3 +	VW
	1.4 i	44		06.99	09.02							
	1.4 i 16V			06.99	09.02							
	1.6 i	55		06.99	09.02							
	1.9 SDI			06.99	09.02							
	1.6 i	74		06.99	09.02		13.0460-2821.2	602821			21945 16,0 /S	LUC
1.9 TDI	66		06.99	09.02								
	1.8 T 20V	115		07.00	09.02		13.0460-2958.2	602958			20168 19,3 /S	LUC
	1.9 TDI	81		06.99	09.02							
	1.0	37		06.99	09.02		24.0120-0123.1	420123			239 20,0 18,0 V L +S +B	
	1.4 i	44		06.99	09.02		24.0320-0123.1	520123			239 20,0 18,0 V L +S +B PD	
	1.4 i 16V			06.99	09.02							
	1.6 i	55		06.99	09.02							
	1.9 SDI			06.99	09.02							
	1.6 i	74		06.99	09.02		24.0120-0128.1	420128			256 20,0 18,0 V L +S +B	
	1.9 TDI	66		06.99	09.02		24.0320-0128.1	520128			256 20,0 18,0 V L +S +B PD	
	1.8 T 20V	115		07.00	09.02		24.0122-0101.1	422101			280 22,0 20,0 V L +B	
	1.9 TDI	81		06.99	09.02							
	1.0	37		06.99	09.02		24.0711-1361.3	360022			Radsensor	
	1.4 i	44		06.99	09.02		24.0711-1362.3	360023			Radsensor	
	1.4 i 16V			06.99	09.02							
	1.6 i	55		06.99	09.02							
	1.8 T 20V	115		07.00	09.02							
	1.9 SDI			06.99	09.02							
	1.9 TDI	66		06.99	09.02							
	1.9 TDI	81		06.99	09.02							
	1.8 T 20V	115		07.00	09.02		13.0460-2894.2	602894			20961 17,4 /Zub/S	LUC
	1.9 TDI	81		06.99	09.02		13.0470-2894.2	LD2894			20961 17,4 /Zub/S	LUC
							13.0460-0072.2	610072			Belagsatz-Zubehör	LUC
	1.8 T 20V	115		07.00	09.02		24.0109-0124.1	409124			232 9,0 7,0 +B	
	1.9 TDI	81		06.99	09.02							
	1.0	37		06.99	09.02		24.0741-1108.3	360093			Radsensor L=843	
	1.4 i	44		06.99	09.02							
	1.4 i 16V			06.99	09.02							
	1.6 i	55		06.99	09.02							
	1.8 T 20V	115		07.00	09.02							
	1.9 SDI			06.99	09.02							
	1.9 TDI	66		06.99	09.02							
	1.9 TDI	81		06.99	09.02							
	1.0	37		06.99	09.02		03.0137-0268.2	650268			200 x 40 HEB	VW
	1.4 i	44		06.99	09.02		03.0137-9168.2	669168			Bremsbacken-Zubehör	VW
	1.6 i	55		06.99	09.02							
	1.9 SDI			06.99	09.02							
	1.9 TDI	66		06.99	09.02							
	1.0	37		06.99	09.02		24.0220-0032.1	480130			200/201,5 x 50,5	
	1.4 i	44		06.99	09.02							
	1.4 i 16V			06.99	09.02							
	1.6 i	55		06.99	09.02							
	1.9 SDI			06.99	09.02							
	1.9 TDI	66		06.99	09.02							
	1.0	37		06.99	09.02		03.0520-1517.3	691517			17,46/200x40 TopKit	VW
	1.4 i	44		06.99	09.02							
	1.4 i 16V			06.99	09.02							

SEAT CORDOBA III (6L2) (02-09)

	1.2 i	47		10.02	06.09	PR: 1LQ,1ZF	13.0460-7111.2	607111			23130 19,6 +	VW
	1.4 i 16V			10.02	06.09	PR: 1LQ,1ZF	13.0470-7111.2	LD7111			23130 19,6 +	VW
	1.4 i 16V	74		10.02	06.09	PR: 1LQ,1ZF						
	1.4 TDI			10.02	06.09	PR: 1LQ,1ZF						
	1.6 i 16V			02.03	06.09	PR: 1LQ,1ZF						
	1.9 SDI	47		10.02	06.09	PR: 1LQ,1ZF						
	1.9 TDI	74		10.02	06.09	PR: 1LQ,1ZF						
	1.9 TDI	96		10.02	06.09	PR: 1LQ,1ZF						
	2.0 i 16V	85		10.02	06.09	PR: 1LQ,1ZF						
	1.2 i	47		10.02	06.09	PR: 1LN,1ZH	13.0460-2883.2	602883			23581 18,8 /S	LUC
	1.4 i 16V			10.02	06.09	PR: 1LN,1ZH	13.0460-2884.2	602884			23843 18,8 +/WK/S	LUC
	1.4 i 16V	74		10.02	06.09	PR: 1LN,1ZH	13.0470-2884.2	LD2884			23843 18,8 +/WK/S	LUC
	1.4 TDI			10.02	06.09	PR: 1LN,1ZH						
	1.6 i 16V			02.03	06.09	PR: 1LN,1ZH						
	1.9 SDI	47		10.02	06.09	PR: 1LN,1ZH						
	1.9 TDI	74		10.02	06.09	PR: 1LN,1ZH						
	1.9 TDI	96		10.02	06.09	PR: 1LN,1ZH						
	2.0 i 16V	85		10.02	06.09	PR: 1LN,1ZH						
	1.2 i	47		10.02	06.09	PR: 1LQ,1ZF	24.0122-0151.1	422151			256 22,0 19,0 V L +S +B	
	1.4 i 16V			10.02	06.09	PR: 1LQ,1ZF	24.0322-0151.1	522151			256 22,0 19,0 V L +S +B PD	
	1.4 i 16V	74		10.02	06.09	PR: 1LQ,1ZF						
	1.4 TDI			10.02	06.09	PR: 1LQ,1ZF						
	1.6 i 16V			02.03	06.09	PR: 1LQ,1ZF						
	1.9 SDI	47		10.02	06.09	PR: 1LQ,1ZF						
	1.9 TDI	74		10.02	06.09	PR: 1LQ,1ZF						
	↓	↓										



















SEAT CORDOBA III (6L2) (02-09)

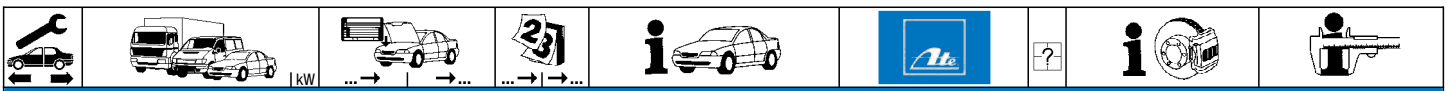
	1.9 TDI	96		10.02	06.09	PR: 1LQ,1ZF	24.0122-0151.1	422151		256 22,0 19,0 VL +S +B	
	2.0 i 16V	85		10.02	06.09	PR: 1LQ,1ZF	24.0322-0151.1	522151		256 22,0 19,0 VL +S +B PD	
	1.2 i	47		10.02	06.09	PR: 1LN,1ZH	24.0125-0113.1	425113		288 25,0 22,0 VL +S +B	
	1.4 i 16V	74		10.02	06.09	PR: 1LN,1ZH	24.0325-0113.1	525113		288 25,0 22,0 VL +S +B PD	
	1.4 TDI			10.02	06.09	PR: 1LN,1ZH					
	1.6 i 16V			02.03	06.09	PR: 1LN,1ZH					
	1.9 SDI	47		10.02	06.09	PR: 1LN,1ZH					
	1.9 TDI	74		10.02	06.09	PR: 1LN,1ZH					
1.9 TDI	96		10.02	06.09	PR: 1LN,1ZH						
2.0 i 16V	85		10.02	06.09	PR: 1LN,1ZH						
	1.2 i	47		10.02	06.09		24.0711-5273.3	360303		Radsensor	
	1.4 i 16V	74		10.02	06.09		24.0711-5274.3	360304		Radsensor	
	1.4 TDI			10.02	06.09						
	1.6 i 16V			02.03	06.09						
	1.9 SDI	47		10.02	06.09						
	1.9 TDI	74		10.02	06.09						
	1.9 TDI	96		10.02	06.09						
	2.0 i 16V	85		10.02	06.09						
	1.2 i	47		10.02	06.09		13.0460-2894.2	602894		20961 17,4 /Zub/S	LUC
	1.4 i 16V	74		10.02	06.09		13.0470-2894.2	LD2894		20961 17,4 /Zub/S	LUC
	1.4 TDI			10.02	06.09		13.0460-2864.2	602864		20961 17,4 /S	LUC
	1.4 TDI			10.02	06.09		13.0460-2877.2	602877		23554 17,2 +/-WK/S	LUC
	1.6 i 16V			02.03	06.09		13.0470-2877.2	LD2877		23554 17,2 +/-WK/S	LUC
	1.9 SDI	47		10.02	06.09		13.0460-0072.2	610072		Belagsatz-Zubehör	LUC
	1.9 TDI	74		10.02	06.09						
	2.0 i 16V	85		10.02	06.09						
	1.2 i	47		10.02	06.09		24.0109-0123.1	409123		230 9,0 7,0 +S +B	
	1.4 i 16V	74		10.02	06.09		24.0309-0123.1	509123		230 9,0 7,0 +S +B PD	
	1.4 TDI			10.02	06.09						
	1.6 i 16V			02.03	06.09						
	1.9 SDI	47		10.02	06.09						
	1.9 TDI	74		10.02	06.09						
	1.9 TDI	96		10.02	06.09						
	2.0 i 16V	85		10.02	06.09						
	1.2 i	47		10.02	06.09		24.0711-6233.3	360315		Radsensor	
	1.4 i 16V	74		10.02	06.09		24.0711-6234.3	360316		Radsensor	
	1.4 TDI			10.02	06.09						
	1.6 i 16V			02.03	06.09						
	1.9 SDI	47		10.02	06.09						
	1.9 TDI	74		10.02	06.09						
	1.9 TDI	96		10.02	06.09						
	2.0 i 16V	85		10.02	06.09						
	1.2 i	47		10.02	06.09		03.0137-0268.2	650268		200 x 40 HEB	VW
	1.4 i 16V	74		10.02	06.09		03.0137-9168.2	669168		Bremsbacken-Zubehör	VW
	1.4 TDI			10.02	06.09						
	1.6 i 16V			02.03	06.09						
	1.9 SDI	47		10.02	06.09						
	1.9 TDI	74		10.02	06.09						
	1.9 TDI	96		10.02	06.09						
	2.0 i 16V	85		10.02	06.09						
	1.2 i	47		10.02	06.09		24.0220-0037.1	480161		200/201,5 x 50,5	
	1.4 i 16V	74		10.02	06.09						
	1.4 TDI			10.02	06.09						
	1.6 i 16V			02.03	06.09						
	1.9 SDI	47		10.02	06.09						
	1.9 TDI	74		10.02	06.09						
	1.9 TDI	96		10.02	06.09						
	2.0 i 16V	85		10.02	06.09						

SEAT EXEO / ST (09-13)

	1.6	75		04.09	06.13	PR: 1LA	13.0460-7201.2	607201		23763 20,3 +/-WK	ATE
	1.8 T	110		04.09	06.13	PR: 1LA	13.0470-7201.2	LD7201		23763 20,3 +/-WK	ATE
	1.8 TSI	88		09.10	06.13	PR: 1LA					
	1.8 TSI	118		05.10	06.13	PR: 1LA					
	2.0 TDI	88		04.09	06.13	PR: 1LA					
	2.0 TDI	105		04.09	06.13	PR: 1LA					
	2.0 TDI	125		04.09	06.13	PR: 1LA					
	2.0 TFSI			04.09	06.13	PR: 1LA					
	1.6	75		04.09	06.13	PR: 1LB,1LT	13.0460-7110.2	607110		23018 20,3 +/-WK	ATE
	1.8 T	110		04.09	06.13	PR: 1LB,1LT	13.0470-7110.2	LD7110		23018 20,3 +/-WK	ATE
	1.8 TSI	88		09.10	06.13	PR: 1LB,1LT					
	1.8 TSI	118		05.10	06.13	PR: 1LB,1LT					
2.0 TDI	88		04.09	06.13	PR: 1LB,1LT						
2.0 TDI	105		04.09	06.13	PR: 1LB,1LT						
2.0 TDI	125		04.09	06.13	PR: 1LB,1LT						
2.0 TFSI			04.09	06.13	PR: 1LB,1LT						
1.6	75		04.09	06.13	PR: 1LZ	13.0460-2837.2	602837		21945 19,6 +/-WK/S	LUC	
1.8 T	110		04.09	06.13	PR: 1LZ	13.0470-2837.2	LD2837		21945 19,6 +/-WK/S	LUC	
1.8 TSI	88		09.10	06.13	PR: 1LZ						



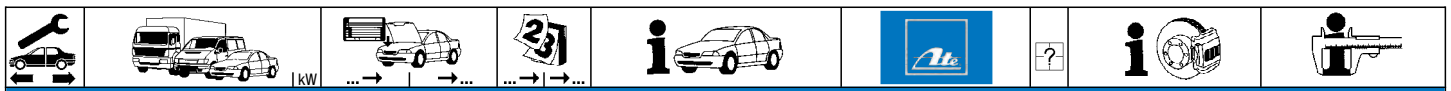
										
SEAT EXEO / ST (09-13)										
	1.8 TSI 2.0 TDI 2.0 TDI 2.0 TDI 2.0 TFSI	118 88 105 125		05.10 04.09 04.09 04.09	06.13 06.13 06.13 06.13	PR: 1LZ PR: 1LZ PR: 1LZ PR: 1LZ	13.0460-2837.2 13.0470-2837.2	602837 LD2837	21945 19,6 +WK/S 21945 19,6 +WK/S	LUC LUC
	1.6 1.8 T 1.8 TSI 1.8 TSI 2.0 TDI 2.0 TDI 2.0 TFSI	75 110 88 118 88 105 125		04.09 04.09 09.10 05.10 04.09 04.09 04.09	06.13 06.13 06.13 06.13 06.13 06.13 06.13	PR: 1LA PR: 1LA PR: 1LA PR: 1LA PR: 1LA PR: 1LA PR: 1LA	24.0130-0113.1 24.0330-0113.1	430113 530113	320 30,0 28,0 V L +B 320 30,0 28,0 V L +B PD	
	1.6 1.8 T 1.8 TSI 1.8 TSI 2.0 TDI 2.0 TDI 2.0 TFSI	75 110 88 118 88 105 125		04.09 04.09 09.10 05.10 04.09 04.09 04.09	06.13 06.13 06.13 06.13 06.13 06.13 06.13	PR: 1LB PR: 1LB PR: 1LB PR: 1LB PR: 1LB PR: 1LB PR: 1LB	24.0125-0105.1 24.0325-0105.1	425105 525105	288 25,0 23,0 V L +B 288 25,0 23,0 V L +B PD	
	1.6 1.8 T 1.8 TSI 1.8 TSI 2.0 TDI 2.0 TDI 2.0 TFSI	75 110 88 118 88 105 125		04.09 04.09 09.10 05.10 04.09 04.09 04.09	06.13 06.13 06.13 06.13 06.13 06.13 06.13	PR: 1LT PR: 1LT PR: 1LT PR: 1LT PR: 1LT PR: 1LT PR: 1LT	24.0125-0137.1 24.0325-0137.1	425137 525137	312 25,0 23,0 V L +B 312 25,0 23,0 V L +B PD	
	1.6 1.8 T 1.8 TSI 1.8 TSI 2.0 TDI 2.0 TDI 2.0 TFSI	75 110 88 118 88 105 125		04.09 04.09 09.10 05.10 04.09 04.09 04.09	06.13 06.13 06.13 06.13 06.13 06.13 06.13	PR: 1LZ PR: 1LZ PR: 1LZ PR: 1LZ PR: 1LZ PR: 1LZ PR: 1LZ	24.0122-0152.1 24.0322-0152.1	422152 522152	280 22,0 20,0 V L +B 280 22,0 20,0 V L +B PD	
	1.6 1.8 T 1.8 TSI 1.8 TSI 2.0 TDI 2.0 TDI 2.0 TFSI	75 110 88 118 88 105 125		04.09 04.09 09.10 05.10 04.09 04.09 04.09	06.13 06.13 06.13 06.13 06.13 06.13 06.13	PR: 1KD,1KP PR: 1KD,1KP PR: 1KD,1KP PR: 1KD,1KP PR: 1KD,1KP PR: 1KD,1KP PR: 1KD,1KP	13.0460-2886.2 13.0470-2886.2	602886 LD2886	20961 16,2 /S 20961 16,2 /S	LUC LUC
	1.6 1.8 T 1.8 TSI 1.8 TSI 2.0 TDI 2.0 TDI 2.0 TFSI	75 110 88 118 88 105 125		04.09 04.09 09.10 05.10 04.09 04.09 04.09	06.13 06.13 06.13 06.13 06.13 06.13 06.13	PR: 1KW PR: 1KW PR: 1KW PR: 1KW PR: 1KW PR: 1KW PR: 1KW	13.0460-2880.2 13.0470-2880.2	602880 LD2880	23914 17,1 /WE/Zub/S 23914 17,1 /WE/Zub/S	LUC LUC
	1.6 1.8 T 1.8 TSI 1.8 TSI 2.0 TDI 2.0 TDI 2.0 TFSI	75 110 88 118 88 105 125		04.09 04.09 09.10 05.10 04.09 04.09 04.09	06.13 06.13 06.13 06.13 06.13 06.13 06.13	PR: 1KD PR: 1KD PR: 1KD PR: 1KD PR: 1KD PR: 1KD PR: 1KD	24.0110-0261.1 24.0310-0261.1	410261 510261	245 10,0 8,0 +B 245 10,0 8,0 +B PD	
	1.6 1.8 T 1.8 TSI 1.8 TSI 2.0 TDI 2.0 TDI 2.0 TFSI	75 110 88 118 88 105 125		04.09 04.09 09.10 05.10 04.09 04.09 04.09	06.13 06.13 06.13 06.13 06.13 06.13 06.13	PR: 1KP PR: 1KP PR: 1KP PR: 1KP PR: 1KP PR: 1KP PR: 1KP	24.0112-0148.1 24.0312-0148.1	412148 512148	255 12,0 10,0 +B 255 12,0 10,0 +B PD	
	1.6 1.8 T 1.8 TSI 1.8 TSI 2.0 TDI 2.0 TDI 2.0 TFSI	75 110 88 118 88 105 125		04.09 04.09 09.10 05.10 04.09 04.09 04.09	06.13 06.13 06.13 06.13 06.13 06.13 06.13	PR: 1KW PR: 1KW PR: 1KW PR: 1KW PR: 1KW PR: 1KW PR: 1KW	24.0112-0166.1	412166	288 12,0 10,0 +B	
SEAT IBIZA II (93-99)										
	1.0 i 1.3 i 1.4 i			02.93 02.93 09.93	12.96 12.96 12.96	- ABS - ABS - ABS	13.0460-7030.2	607030	20889 17,3 /Zub	VW
	1.0 i 1.3 i 1.4 i 1.6 i			02.93 02.93 09.93 02.93	12.96 12.96 12.96 12.96	+ ABS + ABS + ABS 12.96	13.0460-7032.2	607032	20887 19,7 +/Zub	VW



SEAT IBIZA II (93-99)

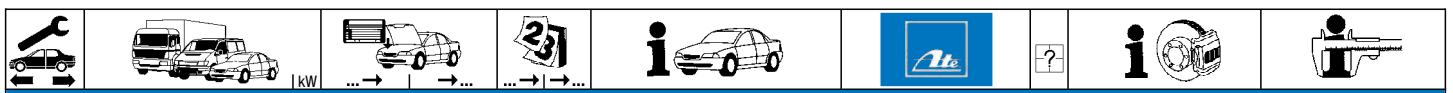
	1.8 i 1.9 D 1.9 TD		6K-ZR003620 02.93 6K-ZR003611 02.93 6K-ZR003513 02.93			13.0460-7032.2 607032		20887 19,7 +/Zub	VW
	1.8 i 1.9 D 1.9 TD	6K-ZR003621 6K-ZR003612 6K-ZR003514		12.96 12.96 12.96		13.0460-7033.2 607033 13.0460-7101.2 607101		20887 15,3 +/Zub 21866 15,3 +	VW VW
	1.6 i 1.8 i 1.8 i 16V 2.0 i 2.0 i 16V Cupra	110		02.93 12.96 02.93 12.96 02.94 12.96 02.93 12.96 07.96 12.96		13.0460-2957.2 602957		20168 16,0 /S	LUC
	1.0 i 1.3 i 1.4 i 1.4 i 16V 1.6 i 1.8 i 1.8 i 16V 1.9 D 1.9 SDI 1.9 TD 1.9 TDI 1.9 TDI 2.0 i 2.0 i 16V Cupra	74 66 81 110		01.97 07.99 PR: 1LA 01.97 07.99 PR: 1LA 01.97 07.99 PR: 1LA 01.97 07.99 PR: 1LA 01.97 07.99 PR: 1LA 01.97 07.99 PR: 1LA 01.97 07.99 PR: 1LA 09.95 07.99 PR: 1LA 01.97 07.99 PR: 1LA 07.96 07.99 PR: 1LA 03.97 07.99 PR: 1LA 01.97 07.99 PR: 1LA 01.97 07.99 PR: 1LA		13.0460-7059.2 607059		20887 17,3 +/Zub	VW
	1.0 i 1.3 i 1.4 i 1.4 i 16V 1.6 i 1.8 i 1.8 i 16V 1.9 D 1.9 SDI 1.9 TD 1.9 TDI 1.9 TDI 2.0 i 2.0 i 16V Cupra	74 66 81 110		01.97 07.99 PR: 1LG 01.97 07.99 PR: 1LG 01.97 07.99 PR: 1LG 01.97 07.99 PR: 1LG 01.97 07.99 PR: 1LG 01.97 07.99 PR: 1LG 01.97 07.99 PR: 1LG 09.95 07.99 PR: 1LG 01.97 07.99 PR: 1LG 07.96 07.99 PR: 1LG 03.97 07.99 PR: 1LG 01.97 07.99 PR: 1LG 01.97 07.99 PR: 1LG		13.0460-7101.2 607101		21866 15,3 +	VW
	1.0 i 1.3 i 1.4 i 1.4 i 16V 1.6 i 1.8 i 1.8 i 16V 1.9 D 1.9 SDI 1.9 TD 1.9 TDI 1.9 TDI 2.0 i 2.0 i 16V Cupra	74 66 81 110		01.97 07.99 PR: 1LM 01.97 07.99 PR: 1LM 01.97 07.99 PR: 1LM 01.97 07.99 PR: 1LM 01.97 07.99 PR: 1LM 01.97 07.99 PR: 1LM 01.97 07.99 PR: 1LM 09.95 07.99 PR: 1LM 01.97 07.99 PR: 1LM 07.96 07.99 PR: 1LM 03.97 07.99 PR: 1LM 01.97 07.99 PR: 1LM 01.97 07.99 PR: 1LM		13.0460-7072.2 607072		21866 19,7 +	VW
	1.0 i 1.3 i 1.4 i 1.4 i 16V 1.6 i 1.8 i 1.8 i 16V 1.9 D 1.9 SDI 1.9 TD 1.9 TDI 1.9 TDI 2.0 i 2.0 i 16V Cupra	74 66 81 110		01.97 07.99 PR: 1LY,1ZK 01.97 07.99 PR: 1LY,1ZK 01.97 07.99 PR: 1LY,1ZK 01.97 07.99 PR: 1LY,1ZK 01.97 07.99 PR: 1LY,1ZK 01.97 07.99 PR: 1LY,1ZK 01.97 07.99 PR: 1LY,1ZK 09.95 07.99 PR: 1LY,1ZK 01.97 07.99 PR: 1LY,1ZK 07.96 07.99 PR: 1LY,1ZK 03.97 07.99 PR: 1LY,1ZK 01.97 07.99 PR: 1LY,1ZK 01.97 07.99 PR: 1LY,1ZK		13.0460-2821.2 602821		21945 16,0 /S	LUC
	1.0 i 1.3 i 1.4 i 1.4 i 16V 1.6 i 1.8 i 1.8 i 16V 1.9 D 1.9 SDI 1.9 TD 1.9 TDI 1.9 TDI 2.0 i 2.0 i 16V Cupra	74 66 81 110		01.97 07.99 PR: 1LD,1LV,1LW 01.97 07.99 PR: 1LD,1LV,1LW 01.97 07.99 PR: 1LD,1LV,1LW 01.97 07.99 PR: 1LD,1LV,1LW 01.97 07.99 PR: 1LD,1LV,1LW 01.97 07.99 PR: 1LD,1LV,1LW 01.97 07.99 PR: 1LD,1LV,1LW 09.95 07.99 PR: 1LD,1LV,1LW 01.97 07.99 PR: 1LD,1LV,1LW 07.96 07.99 PR: 1LD,1LV,1LW 03.97 07.99 PR: 1LD,1LV,1LW 01.97 07.99 PR: 1LD,1LV,1LW 01.97 07.99 PR: 1LD,1LV,1LW		13.0460-2958.2 602958		20168 19,3 /S	LUC
	1.0 i 1.3 i 1.4 i 1.4 i 16V 1.6 i	74		02.93 07.99 PR: 1LA 02.93 07.99 PR: 1LA 09.93 07.99 PR: 1LA 09.96 07.99 PR: 1LA 02.93 07.99 PR: 1LA		24.0110-0151.1 410151 24.0310-0151.1 510151		239 10,0 8,0 +S +B 239 10,0 8,0 +S +B PD	





SEAT IBIZA II (93-99)

	1.8 i		02.93	07.99	PR: 1LA	24.0110-0151.1	410151		239 10,0 8,0 +S +B
	1.8 i 16V		02.94	07.99	PR: 1LA	24.0310-0151.1	510151		239 10,0 8,0 +S +B PD
	1.9 D		02.93	07.99	PR: 1LA				
	1.9 SDI		09.95	07.99	PR: 1LA				
	1.9 TD		02.93	07.99	PR: 1LA				
	1.9 TDI	66	07.96	07.99	PR: 1LA				
	1.9 TDI	81	03.97	07.99	PR: 1LA				
	2.0 i		02.93	07.99	PR: 1LA				
	2.0 i 16V Cupra	110	07.96	07.99	PR: 1LA				
	1.0 i		02.93	07.99	PR: 1LG	24.0120-0123.1	420123		239 20,0 18,0 V L +S +B
1.3 i		02.93	07.99	PR: 1LG	24.0320-0123.1	520123		239 20,0 18,0 V L +S +B PD	
1.4 i		09.93	07.99	PR: 1LG					
1.4 i 16V	74	09.96	07.99	PR: 1LG					
1.6 i		02.93	07.99	PR: 1LG					
1.8 i		02.93	07.99	PR: 1LG					
1.8 i 16V		02.94	07.99	PR: 1LG					
1.9 D		02.93	07.99	PR: 1LG					
1.9 SDI		09.95	07.99	PR: 1LG					
1.9 TD		02.93	07.99	PR: 1LG					
1.9 TDI	66	07.96	07.99	PR: 1LG					
1.9 TDI	81	03.97	07.99	PR: 1LG					
2.0 i		02.93	07.99	PR: 1LG					
2.0 i 16V Cupra	110	07.96	07.99	PR: 1LG					
1.0 i		01.97	07.99	PR: 1LM	24.0112-0106.1	412106		239 12,0 10,0 +S +B	
1.3 i		01.97	07.99	PR: 1LM	24.0312-0106.1	512106		239 12,0 10,0 +S +B PD	
1.4 i		01.97	07.99	PR: 1LM					
1.4 i 16V	74	01.97	07.99	PR: 1LM					
1.6 i		01.97	07.99	PR: 1LM					
1.8 i		01.97	07.99	PR: 1LM					
1.8 i 16V		01.97	07.99	PR: 1LM					
1.9 D		01.97	07.99	PR: 1LM					
1.9 SDI		09.95	07.99	PR: 1LM					
1.9 TD		01.97	07.99	PR: 1LM					
1.9 TDI	66	07.96	07.99	PR: 1LM					
1.9 TDI	81	03.97	07.99	PR: 1LM					
2.0 i		01.97	07.99	PR: 1LM					
2.0 i 16V Cupra	110	01.97	07.99	PR: 1LM					
1.0 i		01.97	07.99	PR: 1LY,1ZK	24.0120-0128.1	420128		256 20,0 18,0 V L +S +B	
1.3 i		01.97	07.99	PR: 1LY,1ZK	24.0320-0128.1	520128		256 20,0 18,0 V L +S +B PD	
1.4 i		01.97	07.99	PR: 1LY,1ZK					
1.4 i 16V	74	01.97	07.99	PR: 1LY,1ZK					
1.6 i		01.97	07.99	PR: 1LY,1ZK					
1.8 i		01.97	07.99	PR: 1LY,1ZK					
1.8 i 16V		01.97	07.99	PR: 1LY,1ZK					
1.9 D		01.97	07.99	PR: 1LY,1ZK					
1.9 SDI		09.95	07.99	PR: 1LY,1ZK					
1.9 TD		01.97	07.99	PR: 1LY,1ZK					
1.9 TDI	66	07.96	07.99	PR: 1LY,1ZK					
1.9 TDI	81	03.97	07.99	PR: 1LY,1ZK					
2.0 i		01.97	07.99	PR: 1LY,1ZK					
2.0 i 16V Cupra	110	01.97	07.99	PR: 1LY,1ZK					
1.0 i		01.97	07.99	PR: 1LD,1LV,1LW	24.0122-0101.1	422101		280 22,0 20,0 V L +B	
1.3 i		01.97	07.99	PR: 1LD,1LV,1LW					
1.4 i		01.97	07.99	PR: 1LD,1LV,1LW					
1.4 i 16V	74	01.97	07.99	PR: 1LD,1LV,1LW					
1.6 i		01.97	07.99	PR: 1LD,1LV,1LW					
1.8 i		01.97	07.99	PR: 1LD,1LV,1LW					
1.8 i 16V		01.97	07.99	PR: 1LD,1LV,1LW					
1.9 D		01.97	07.99	PR: 1LD,1LV,1LW					
1.9 SDI		09.95	07.99	PR: 1LD,1LV,1LW					
1.9 TD		01.97	07.99	PR: 1LD,1LV,1LW					
1.9 TDI	66	07.96	07.99	PR: 1LD,1LV,1LW					
1.9 TDI	81	03.97	07.99	PR: 1LD,1LV,1LW					
2.0 i		01.97	07.99	PR: 1LD,1LV,1LW					
2.0 i 16V Cupra	110	01.97	07.99	PR: 1LD,1LV,1LW					
	1.0 i		02.93	07.99		24.0711-1361.3	360022		Radsensor
	1.3 i		02.93	07.99		24.0711-1362.3	360023		Radsensor
	1.4 i		09.93	07.99					
	1.4 i 16V	74	09.96	07.99					
	1.6 i		02.93	07.99					
	1.8 i		02.93	07.99					
	1.8 i 16V		02.94	07.99					
	1.9 D		02.93	07.99					
	1.9 SDI		09.95	07.99					
	1.9 TD		02.93	07.99					
1.9 TDI	66	07.96	07.99						
1.9 TDI	81	03.97	07.99						
2.0 i		02.93	07.99						
2.0 i 16V Cupra	110	07.96	07.99						
	1.8 i 16V		02.94	07.99		13.0460-2937.2	602937		20961 15,2 /Zub/S LUC
	1.9 TDI	81	03.97	07.99		13.0460-0419.2	610419		Belagsatz-Zubehör LUC
	2.0 i		02.93	07.99					
2.0 i 16V Cupra	110	07.96	07.99			13.0460-2984.2	602984		20961 17,2 /Zub/S LUC
						13.0460-0072.2	610072		Belagsatz-Zubehör LUC
↓	1.0 i		02.93	07.99	PR: 1KK	13.0460-2894.2	602894		20961 17,4 /Zub/S LUC
	1.3 i		02.93	07.99	PR: 1KK	13.0470-2894.2	LD2894		20961 17,4 /Zub/S LUC



SEAT IBIZA II (93-99)

	1.4 i		09.93	07.99	PR: 1KK	13.0460-2894.2	602894		20961 17,4 /Zub/S	LUC					
	1.4 i 16V	74	09.96	07.99	PR: 1KK										
	1.6 i		02.93	07.99	PR: 1KK										
	1.8 i		02.93	07.99	PR: 1KK										
	1.8 i 16V		02.94	07.99	PR: 1KK										
	1.9 D		02.93	07.99	PR: 1KK										
	1.9 SDI		09.95	07.99	PR: 1KK										
	1.9 TD		02.93	07.99	PR: 1KK										
	1.9 TDI	66	07.96	07.99	PR: 1KK										
	1.9 TDI	81	03.97	07.99	PR: 1KK										
2.0 i		02.93	07.99	PR: 1KK											
2.0 i 16V Cupra	110	07.96	07.99	PR: 1KK											
	1.8 i 16V		02.94	07.99		24.0110-0111.1	410111	ohne Sensorring ¹⁾	226 10,0 8,0 +B	LUC					
	1.9 TDI	81	03.97	07.99											
	2.0 i		02.93	07.99											
	1.0 i		02.93	07.99	PR: 1KK						24.0109-0124.1	409124		232 9,0 7,0 +B	
	1.3 i		02.93	07.99	PR: 1KK										
	1.4 i		09.93	07.99	PR: 1KK										
	1.4 i 16V	74	09.96	07.99	PR: 1KK										
	1.6 i		02.93	07.99	PR: 1KK										
	1.8 i		02.93	07.99	PR: 1KK										
	1.8 i 16V		02.94	07.99	PR: 1KK										
1.9 D		02.93	07.99	PR: 1KK											
1.9 SDI		09.95	07.99	PR: 1KK											
1.9 TD		02.93	07.99	PR: 1KK											
1.9 TDI	66	07.96	07.99	PR: 1KK											
1.9 TDI	81	03.97	07.99	PR: 1KK											
2.0 i		02.93	07.99	PR: 1KK											
2.0 i 16V Cupra	110	07.96	07.99	PR: 1KK											
	1.0 i		02.93	07.99		24.0741-1108.3	360093	2		Radsensor L=843					
	1.3 i		02.93	07.99											
	1.4 i		09.93	07.99											
	1.4 i 16V	74	09.96	07.99											
	1.6 i		02.93	07.99											
	1.8 i		02.93	07.99											
	1.8 i 16V		02.94	07.99											
	1.9 D		02.93	07.99											
	1.9 SDI		09.95	07.99											
	1.9 TD		02.93	07.99											
1.9 TDI	66	07.96	07.99												
1.9 TDI	81	03.97	07.99												
2.0 i		02.93	07.99												
2.0 i 16V Cupra	110	07.96	07.99												
	1.0 i		02.93	07.99	- ABS	03.0137-0126.2	650126		180 x 31 HEB	VW					
	1.3 i		02.93	07.99	- ABS										
	1.4 i		09.93	07.99	- ABS										
	1.4 i 16V	74	09.96	07.99	- ABS										
	1.6 i		02.93	07.99	- ABS										
	1.0 i		02.93	07.99	+ ABS						03.0137-0268.2	650268		200 x 40 HEB	VW
	1.3 i		02.93	07.99	+ ABS										
	1.4 i		09.93	07.99	+ ABS										
	1.4 i 16V	74	09.96	07.99	+ ABS										
	1.6 i		02.93	07.99	+ ABS										
1.8 i		02.93	07.99												
1.9 D		02.93	07.99												
1.9 SDI		09.95	07.99												
1.9 TD		02.93	07.99												
1.9 TDI	66	07.96	07.99												
	1.0 i		02.93	07.99	- ABS	24.0218-0007.1	480003		180/181 x 38,5 - Lager	VW					
	1.3 i		02.93	07.99	- ABS										
	1.4 i		09.93	07.99	- ABS										
	1.4 i 16V	74	09.96	07.99	- ABS										
	1.6 i		02.93	07.99	- ABS										
	1.0 i		02.93	07.99	+ ABS						24.0220-0018.1	480019	ohne Sensorring ¹⁾	200/201 x 50,5 - Lager	VW
	1.3 i		02.93	07.99	+ ABS										
	1.4 i		09.93	07.99	+ ABS										
	1.4 i 16V	74	09.96	07.99	+ ABS										
	1.6 i		02.93	07.99	+ ABS										
1.8 i		02.93	07.99												
1.9 D		02.93	07.99												
1.9 SDI		09.95	07.99												
1.9 TD		02.93	07.99												
1.9 TDI	66	07.96	07.99												
	1.0 i		02.93	07.99	- ABS	03.0420-0617.3	680617	+ Rz GG ³⁾	17,46/180x31 Kit	VW					
	1.3 i		02.93	07.99	- ABS										
	1.4 i		09.93	07.99	- ABS										
	1.4 i 16V	74	09.96	07.99	- ABS										
	1.6 i		02.93	07.99	- ABS										
	1.0 i		02.93	07.99	+ ABS						03.0420-1517.3	681517	+ Rz ALU ⁴⁾	17,46/200x40 Kit	VW
	1.3 i		02.93	07.99	+ ABS										
	1.4 i		09.93	07.99	+ ABS										
	1.4 i 16V	74	09.96	07.99	+ ABS										
	1.6 i		02.93	07.99	+ ABS										
1.8 i		02.93	07.99												
1.9 D		02.93	07.99												
1.9 SDI		09.95	07.99												
1.9 SDI	66	07.96	07.99												
1.9 SDI	81	03.97	07.99												

















¹⁾ without sensor ring / senza sensori / sans secours ABS / sin anillo sensor ABS

















²⁾ with sensor ring / con sensori / avec secours ABS / con anillo sensor ABS
















³⁾ + WC cast iron / + CR ghisa / + CR fonte grise / + CR fundición de gris

⁴⁾ + WC aluminium / + CR aluminio / + CR aluminium / + CR aluminio







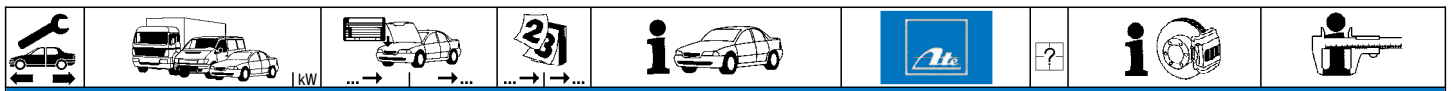
SEAT IBIZA II (93-99)		SEAT IBIZA III (6K1) (99-02)								
	1.9 TD 1.9 TDI	66	02.93 07.96	07.99 07.99		03.0420-1517.3 03.0520-1517.3	681517 691517		17,46/200x40 Kit 17,46/200x40 TopKit	VW VW
	1.0 i 1.4 i 1.4 i 16V 1.6 i 1.9 SDI 1.9 TDI 1.9 TDI	44 44 50 66 81	08.99 08.99 08.99 08.99 08.99 08.99 08.99	01.02 01.02 01.02 01.02 01.02 01.02 01.02	PR: 1LG PR: 1LG PR: 1LG PR: 1LG PR: 1LG PR: 1LG PR: 1LG	13.0460-7101.2	607101		21866 15,3 +	VW
	1.0 i 1.4 i 1.4 i 16V 1.6 i 1.9 SDI 1.9 TDI 1.9 TDI	44 44 50 66 81	08.99 08.99 08.99 08.99 08.99 08.99 08.99	01.02 01.02 01.02 01.02 01.02 01.02 01.02	PR: 12K PR: 1LM,12K PR: 12K PR: 12K PR: 1LM,12K PR: 12K PR: 12K	13.0460-2821.2	602821		21945 16,0 /S	LUC
	1.0 i 1.4 i 1.4 i 16V 1.6 i 1.9 SDI 1.9 TDI 1.9 TDI	44 44 50 66 81	08.99 08.99 08.99 08.99 08.99 08.99 08.99	01.02 01.02 01.02 01.02 01.02 01.02 01.02	PR: 1LV,1LW PR: 1LV,1LW PR: 1LV,1LW PR: 1LV,1LW PR: 1LV,1LW PR: 1LV,1LW PR: 1LV,1LW	13.0460-2958.2	602958		20168 19,3 /S	LUC
	1.8 T 20V Cupra	115	07.00	01.02		13.0460-4964.2	604964		21381 15,0	BRE
	1.0 i 1.4 i 1.4 i 16V 1.6 i 1.9 SDI 1.9 TDI 1.9 TDI	44 44 50 66 81	08.99 08.99 08.99 08.99 08.99 08.99 08.99		PR: 1LA PR: 1LA PR: 1LA PR: 1LA PR: 1LA PR: 1LA PR: 1LA	13.0460-7059.2	607059	- ABS	20887 17,3 +/Zub	VW
	1.4 i 1.9 SDI	44 50	08.99 08.99	01.02 01.02	PR: 1LM PR: 1LM	24.0112-0106.1 24.0312-0106.1	412106 512106		239 12,0 10,0 +S +B 239 12,0 10,0 +S +B PD	
	1.0 i 1.4 i 1.4 i 16V 1.6 i 1.9 SDI 1.9 TDI 1.9 TDI	44 44 50 66 81	08.99 08.99 08.99 08.99 08.99 08.99 08.99	01.02 01.02 01.02 01.02 01.02 01.02 01.02	PR: 1LG PR: 1LG PR: 1LG PR: 1LG PR: 1LG PR: 1LG PR: 1LG	24.0120-0123.1 24.0320-0123.1	420123 520123		239 20,0 18,0 V L +S +B 239 20,0 18,0 V L +S +B PD	
	1.0 i 1.4 i 1.4 i 16V 1.6 i 1.9 SDI 1.9 TDI 1.9 TDI	44 44 50 66 81	08.99 08.99 08.99 08.99 08.99 08.99 08.99	01.02 01.02 01.02 01.02 01.02 01.02 01.02	PR: 12K PR: 12K PR: 12K PR: 12K PR: 12K PR: 12K PR: 12K	24.0120-0128.1 24.0320-0128.1	420128 520128		256 20,0 18,0 V L +S +B 256 20,0 18,0 V L +S +B PD	
	1.0 i 1.4 i 1.4 i 16V 1.6 i 1.9 SDI 1.9 TDI 1.9 TDI	44 44 50 66 81	08.99 08.99 08.99 08.99 08.99 08.99 08.99	01.02 01.02 01.02 01.02 01.02 01.02 01.02	PR: 1LV,1LW PR: 1LV,1LW PR: 1LV,1LW PR: 1LV,1LW PR: 1LV,1LW PR: 1LV,1LW PR: 1LV,1LW	24.0122-0101.1	422101		280 22,0 20,0 V L +B	
	1.0 i 1.4 i 1.4 i 16V 1.6 i 1.9 SDI 1.9 TDI 1.9 TDI	44 44 50 66 81	08.99 08.99 08.99 08.99 08.99 08.99 08.99		PR: 1LA PR: 1LA PR: 1LA PR: 1LA PR: 1LA PR: 1LA PR: 1LA	24.0110-0151.1 24.0310-0151.1	410151 510151	- ABS - ABS	239 10,0 8,0 +S +B 239 10,0 8,0 +S +B PD	
	1.0 i 1.4 i 1.4 i 16V 1.6 i 1.8 T 20V Cupra 1.9 SDI 1.9 TDI 1.9 TDI	44 44 115 50 66 81	08.99 08.99 08.99 08.99 07.00 08.99 08.99 08.99	01.02 01.02 01.02 01.02 01.02 01.02 01.02		24.0711-1361.3 24.0711-1362.3	360022 360023	 	Radsensor Radsensor	
	1.0 i 1.4 i 1.4 i 16V 1.6 i 1.8 T 20V Cupra 1.9 SDI 1.9 TDI 1.9 TDI	44 44 115 50 66 81	08.99 08.99 08.99 08.99 07.00 08.99 08.99 08.99	01.02 01.02 01.02 01.02 01.02 01.02 01.02	PR: 1KE,1KK,1KQ PR: 1KE,1KK,1KQ PR: 1KE,1KK,1KQ PR: 1KE,1KK,1KQ PR: 1KE,1KK,1KQ PR: 1KE,1KK,1KQ PR: 1KE,1KK,1KQ	13.0460-2894.2 13.0470-2894.2 13.0460-0072.2	602894 LD2894 610072		20961 17,4 /Zub/S 20961 17,4 /Zub/S Belagsatz-Zubehör	LUC LUC LUC
	1.0 i 1.4 i 1.4 i 16V 1.6 i 1.8 T 20V Cupra	44 44 115	08.99 08.99 08.99 08.99 07.00	01.02 01.02 01.02 01.02 01.02	PR: 1KE,1KK,1KQ PR: 1KE,1KK,1KQ PR: 1KE,1KK,1KQ PR: 1KE,1KK,1KQ PR: 1KE,1KK,1KQ	24.0109-0124.1	409124		232 9,0 7,0 +B	

										
SEAT IBIZA III (6K1) (99-02)										
	1.9 SDI 1.9 TDI 1.9 TDI	50 66 81		08.99 08.99 08.99	01.02 01.02 01.02	PR: 1KE,1KK,1KQ PR: 1KE,1KK,1KQ PR: 1KE,1KK,1KQ	24.0109-0124.1 409124		232 9,0 7,0 +B	
	1.0 i 1.4 i 1.4 i 16V 1.6 i 1.8 T 20V Cupra 1.9 SDI 1.9 TDI 1.9 TDI	44 115 50 66 81		08.99 08.99 08.99 08.99 08.99 08.99 08.99	01.02 01.02 01.02 01.02 01.02 01.02 01.02		24.0741-1108.3 360093	2 	Radsensor L=843	
	1.0 i 1.4 i 1.4 i 16V 1.6 i 1.9 SDI 1.9 TDI	44 50 66		08.99 08.99 08.99 08.99 08.99 08.99	01.02 01.02 01.02 01.02 01.02 01.02		03.0137-0268.2 03.0137-9168.2	650268 669168	200 x 40 HEB Bremsbacken-Zubehör VW	
	1.0 i 1.4 i 1.4 i 16V 1.6 i 1.9 SDI 1.9 TDI	44 50 66		08.99 08.99 08.99 08.99 08.99 08.99	01.02 01.02 01.02 01.02 01.02 01.02		24.0220-0032.1 480130		200/201,5 x 50,5	
	1.0 i 1.4 i 1.4 i 16V 1.6 i 1.9 SDI 1.9 TDI	44 55 55 50 66		08.99 08.99 08.99 08.99 08.99 08.99	01.02 01.02 01.02 01.02 01.02 01.02		03.0520-1517.3 691517		17,46/200x40 TopKit VW	
SEAT IBIZA IV (6L1) (02-10)										
	1.2 1.2 i 1.2 i 12V 1.4 i 16V 1.4 i 16V 1.4 i 16V 1.4 TDI 1.4 TDI 1.4 TDI 1.6 i 16V 1.8 T FR 1.9 SDI 1.9 TDI 1.9 TDI 1.9 TDI Cupra R 2.0	44 47 51 55 63 74 51 55 59 110 47 74 96 118 85		06.07 02.02 05.06 02.02 02.02 02.02 02.02 02.02 02.02 02.03 12.03 02.02 02.02 02.02 03.04 04.02	05.08 02.10 02.10 02.10 02.10 02.10 02.10 02.10 02.10 02.10 02.10 02.10 02.10 02.10 02.08 02.10	PR: 1LQ,1ZF PR: 1LQ,1ZF PR: 1LQ,1ZF PR: 1LQ,1ZF PR: 1LQ,1ZF PR: 1LQ,1ZF PR: 1LQ,1ZF PR: 1LQ,1ZF PR: 1LQ,1ZF PR: 1LQ,1ZF PR: 1LQ,1ZF PR: 1LQ,1ZF PR: 1LQ,1ZF PR: 1LQ,1ZF PR: 1LQ,1ZF PR: 1LQ,1ZF	13.0460-7111.2 13.0470-7111.2	607111 LD7111	23130 19,6 + 23130 19,6 +	VW VW
	1.2 1.2 i 1.2 i 12V 1.4 i 16V 1.4 i 16V 1.4 i 16V 1.4 TDI 1.4 TDI 1.4 TDI 1.6 i 16V 1.8 T FR 1.9 SDI 1.9 TDI 1.9 TDI 1.9 TDI Cupra R 2.0 1.8 T Cupra R	44 47 51 55 63 74 51 55 59 110 47 74 96 118 85 132		06.07 02.02 05.06 02.02 02.02 02.02 02.02 02.02 02.02 02.03 12.03 02.02 02.02 02.02 03.04 04.02 01.04	05.08 02.10 02.10 02.10 02.10 02.10 02.10 02.10 02.10 02.10 02.10 02.10 02.10 02.10 02.10 02.10 02.10	PR: 1LN,1ZH PR: 1LN,1ZH PR: 1LN,1ZH PR: 1LN,1ZH PR: 1LN,1ZH PR: 1LN,1ZH PR: 1LN,1ZH PR: 1LN,1ZH PR: 1LN,1ZH PR: 1LN,1ZH PR: 1LN,1ZH PR: 1LN,1ZH PR: 1LN,1ZH PR: 1LN,1ZH PR: 1LN,1ZH PR: 1LN,1ZH	13.0460-2883.2 13.0460-2884.2 13.0470-2884.2	602883 602884 LD2884	23581 18,8 /S 23843 18,8 +/WK/S 23843 18,8 +/WK/S	LUC LUC LUC
	1.2 1.2 i 1.2 i 12V 1.4 i 16V 1.4 i 16V 1.4 i 16V 1.4 TDI 1.4 TDI 1.4 TDI 1.6 i 16V 1.8 T FR 1.9 SDI 1.9 TDI 1.9 TDI 1.9 TDI Cupra R 2.0 1.2 1.2 i 1.2 i 12V 1.4 i 16V 1.4 i 16V	44 47 51 55 63 74 51 55 59 110 47 74 96 118 85 44 47 51 55 63		06.07 02.02 05.06 02.02 02.02 02.02 02.02 02.02 02.02 02.03 12.03 02.02 02.02 02.02 03.04 04.02 06.07 02.02 05.06 02.02 02.02	05.08 02.10 02.10 02.10 02.10 02.10 02.10 02.10 02.10 02.10 02.10 02.10 02.10 02.10 02.10 02.10 05.08 02.10 02.10 02.10 02.10	PR: 1LQ,1ZF PR: 1LQ,1ZF PR: 1LQ,1ZF PR: 1LQ,1ZF PR: 1LQ,1ZF PR: 1LQ,1ZF PR: 1LQ,1ZF PR: 1LQ,1ZF PR: 1LQ,1ZF PR: 1LQ,1ZF PR: 1LQ,1ZF PR: 1LQ,1ZF PR: 1LQ,1ZF PR: 1LQ,1ZF PR: 1LQ,1ZF PR: 1LN,1ZH PR: 1LN,1ZH PR: 1LN,1ZH PR: 1LN,1ZH PR: 1LN,1ZH	24.0122-0151.1 24.0322-0151.1	422151 522151	256 22,0 19,0 V L +S +B 256 22,0 19,0 V L +S +B PD	
	1.2 1.2 i 1.2 i 12V 1.4 i 16V 1.4 i 16V	44 47 51 55 63		06.07 02.02 05.06 02.02 02.02	05.08 02.10 02.10 02.10 02.10	PR: 1LN,1ZH PR: 1LN,1ZH PR: 1LN,1ZH PR: 1LN,1ZH PR: 1LN,1ZH	24.0125-0113.1 24.0325-0113.1	425113 525113	288 25,0 22,0 V L +S +B 288 25,0 22,0 V L +S +B PD	

										
SEAT IBIZA IV (6L1) (02-10)										
	1.4 i 16V 1.4 TDI 1.4 TDI 1.4 TDI 1.6 i 16V 1.8 T FR 1.9 SDI 1.9 TDI 1.9 TDI 1.9 TDI Cupra R 2.0 1.8 T Cupra R	74 51 55 59 110 47 74 96 118 85 132		02.02 05.05 02.02 05.05 02.03 12.03 02.02 02.02 02.02 03.04 04.02 01.04	02.10 02.10 02.10 02.10 02.10 02.10 02.10 02.10 02.10 02.08 02.10	PR: 1LN,1ZH PR: 1LN,1ZH PR: 1LN,1ZH PR: 1LN,1ZH PR: 1LN,1ZH PR: 1LN,1ZH PR: 1LN,1ZH PR: 1LN,1ZH PR: 1LN,1ZH PR: 1LN,1ZH	24.0125-0113.1 24.0325-0113.1	425113 525113	288 25,0 22,0 VL +S +B 288 25,0 22,0 VL +S +B PD	
	1.2 1.2 i 1.2 i 12V 1.4 i 16V 1.4 i 16V 1.4 i 16V 1.4 TDI 1.4 TDI 1.4 TDI 1.4 TDI 1.6 i 16V 1.8 T Cupra R 1.8 T FR 1.9 SDI 1.9 TDI 1.9 TDI 1.9 TDI Cupra R 2.0	44 47 51 55 63 74 51 55 59 132 110 47 74 96 118 85		06.07 02.02 05.06 02.02 05.06 02.02 05.05 02.02 05.05 02.03 01.04 12.03 02.02 02.02 02.02 03.04 04.02	05.08 02.10 02.10 02.10 02.10 02.10 02.10 02.10 02.10 02.10 02.10 02.10 02.10 02.10 02.10 02.10 02.08 02.10		24.0711-5273.3 24.0711-5274.3	360303 360304	Radsensor Radsensor	
	1.2 1.2 i 1.2 i 12V 1.4 i 16V 1.4 i 16V 1.4 i 16V 1.4 TDI 1.4 TDI 1.4 TDI 1.4 TDI 1.6 i 16V 1.8 T Cupra R 1.8 T FR 1.9 SDI 1.9 TDI 1.9 TDI 1.9 TDI Cupra R 2.0	44 47 51 55 63 74 51 55 59 132 110 47 74 96 118 85		06.07 02.02 05.06 02.02 05.06 02.02 05.05 02.02 05.05 02.03 01.04 12.03 02.02 02.02 02.02 03.04 04.02	05.08 02.10 02.10 02.10 02.10 02.10 02.10 02.10 02.10 02.10 02.10 02.10 02.10 02.10 02.10 02.10 02.08 02.10		13.0460-2894.2 13.0470-2894.2 13.0460-2864.2 13.0460-2877.2 13.0470-2877.2 13.0460-0072.2	602894 LD2894 602864 602877 LD2877 610072	20961 17,4 /Zub/S LUC 20961 17,4 /Zub/S LUC 20961 17,4 /S LUC 23554 17,2 +/WK/S LUC 23554 17,2 +/WK/S LUC Belagsatz-Zubehör LUC	
	1.2 1.2 i 1.2 i 12V 1.4 i 16V 1.4 i 16V 1.4 i 16V 1.4 TDI 1.4 TDI 1.4 TDI 1.4 TDI 1.6 i 16V 1.8 T Cupra R 1.8 T FR 1.9 SDI 1.9 TDI 1.9 TDI 1.9 TDI Cupra R 2.0	44 47 51 55 63 74 51 55 59 132 110 47 74 96 118 85		06.07 02.02 05.06 02.02 05.06 02.02 05.05 02.02 05.05 02.03 01.04 12.03 02.02 02.02 02.02 03.04 04.02	05.08 02.10 02.10 02.10 02.10 02.10 02.10 02.10 02.10 02.10 02.10 02.10 02.10 02.10 02.10 02.08 02.10		24.0109-0123.1 24.0309-0123.1	409123 509123	230 9,0 7,0 +S +B 230 9,0 7,0 +S +B PD	
	1.2 1.2 i 1.2 i 12V 1.4 i 16V 1.4 i 16V 1.4 i 16V 1.4 TDI 1.4 TDI 1.4 TDI 1.4 TDI 1.6 i 16V 1.8 T Cupra R 1.8 T FR 1.9 SDI 1.9 TDI 1.9 TDI 1.9 TDI Cupra R 2.0	44 47 51 55 63 74 51 55 59 132 110 47 74 96 118 85		06.07 02.02 05.06 02.02 05.06 02.02 05.05 02.02 05.05 02.03 01.04 12.03 02.02 02.02 02.02 03.04 04.02	05.08 02.10 02.10 02.10 02.10 02.10 02.10 02.10 02.10 02.10 02.10 02.10 02.10 02.10 02.10 02.08 02.10		24.0711-6233.3 24.0711-6234.3	360315 360316	Radsensor Radsensor	
	1.2 1.2 i 1.2 i 12V 1.4 i 16V 1.4 i 16V 1.4 i 16V	44 47 51 55 63 74		06.07 02.02 05.06 02.02 05.06 02.02	05.08 02.10 02.10 02.10 02.10 02.10		03.0137-0268.2 03.0137-9168.2	650268 669168	200 x 40 HEB Bremsbacken-Zubehör	VW VW









SEAT IBIZA IV (6L1) (02-10)												
	1.4 TDI	51		05.05	02.10		03.0137-0268.2	650268			200 x 40 HEB	VW
	1.4 TDI	55		02.02	02.10		03.0137-9168.2	669168			Bremsbacken-Zubehör	VW
	1.4 TDI	59		05.05	02.10							
	1.6 i 16V			02.03	02.10							
	1.9 SDI	47		02.02	02.10							
	1.9 TDI	74		02.02	02.10							
	1.9 TDI	96		02.02	02.10							
	1.9 TDI Cupra R	118		03.04	02.08							
	2.0	85		04.02	02.10							
	1.2	44		06.07	05.08		24.0220-0037.1	480161			200/201,5 x 50,5	
	1.2 i	47		02.02	02.10							
	1.2 i 12V	51		05.06	02.10							
	1.4 i 16V	55		02.02	02.10							
	1.4 i 16V	63		05.06	02.10							
	1.4 i 16V	74		02.02	02.10							
	1.4 TDI	51		05.05	02.10							
	1.4 TDI	55		02.02	02.10							
	1.4 TDI	59		05.05	02.10							
	1.6 i 16V			02.03	02.10							
	1.9 SDI	47		02.02	02.10							
	1.9 TDI	74		02.02	02.10							
	1.9 TDI	96		02.02	02.10							
	1.9 TDI Cupra R	118		03.04	02.08							
	2.0	85		04.02	02.10							
SEAT IBIZA V / ST / SC (08-)												
	1.0	55		05.15	PR: 1ZG		13.0460-7111.2	607111			23130 19,6 +	VW
	1.0 TSI	70		05.15	PR: 1ZG		13.0470-7111.2	LD7111			23130 19,6 +	VW
	1.0 TSI	81		05.15	PR: 1ZG							
	1.2	44		07.09	PR: 1LQ,1LR,1ZG							
	1.2	51		07.08	PR: 1LQ,1LR,1ZG							
	1.2 TDI	55		04.10	PR: 1LQ,1LR,1ZG							
	1.2 TSI	63		08.12	PR: 1LQ,1LR,1ZG							
	1.2 TSI	66		05.15	PR: 1ZG							
	1.2 TSI	77		09.10	PR: 1LQ,1LR,1ZG							
	1.4 i 16V	63		07.08	PR: 1LQ,1LR,1ZG							
	1.4 TDI	55		05.15	PR: 1ZG							
	1.4 TDI	59		07.08	PR: 1LQ,1LR,1ZG							
	1.4 TDI	66		05.15	PR: 1ZG							
	1.4 TDI	77		05.15	PR: 1ZG							
	1.4 TSI FR	103		12.13	PR: 1LQ,1LR,1ZG							
	1.4 TSI FR	110		06.09	PR: 1LQ,1LR,1ZG							
	1.6 i 16V	77		07.08	PR: 1LQ,1LR,1ZG							
	1.6 LPG	60		05.11	PR: 1LQ,1LR,1ZG							
	1.6 TDI	66		06.09	PR: 1LQ,1LR,1ZG							
	1.6 TDI	77		06.09	PR: 1LQ,1LR,1ZG							
	1.9 TDI	66		07.08	PR: 1LQ,1LR,1ZG							
	1.9 TDI	77		07.08	PR: 1LQ,1LR,1ZG							
	2.0	85		10.08	PR: 1LQ,1LR,1ZG							
	2.0 TDI	105		01.10	PR: 1LQ,1LR,1ZG							
	1.2	44		07.09			13.0460-7184.2	607184		+ 15" Bremssystem	23587 20,6 +/WK	ATE
	1.2	51		07.08			13.0470-7184.2	LD7184		+ 15" Bremssystem	23587 20,6 +/WK	ATE
	1.2 TDI	55		04.10								
	1.2 TSI	63		08.12								
	1.2 TSI	77		09.10								
	1.4 i 16V	63		07.08								
	1.4 TDI	59		07.08								
	1.4 TSI FR	103		12.13								
	1.4 TSI FR	110		06.09								
	1.6 i 16V	77		07.08								
	1.6 LPG	60		05.11								
	1.6 TDI	66		06.09								
	1.6 TDI	77		06.09								
	1.9 TDI	66		07.08								
	1.9 TDI	77		07.08								
	2.0	85		10.08								
	2.0 TDI	105		01.10								
	1.0	55		05.15	PR: 1ZC		13.0460-7184.2	607184			23587 20,6 +/WK	ATE
	1.0 TSI	70		05.15	PR: 1ZC		13.0470-7184.2	LD7184			23587 20,6 +/WK	ATE
	1.0 TSI	81		05.15	PR: 1ZC							
	1.2 TSI	66		05.15	PR: 1ZC							
	1.4 TDI	55		05.15	PR: 1ZC							
	1.4 TDI	66		05.15	PR: 1ZC							
	1.4 TDI	77		05.15	PR: 1ZC							
	1.4 TSI Cupra	132		06.09	PR: 1LV		13.0460-6921.2	606921			24974 16,8 +	AP
	1.0	55		05.15	PR: 1ZG		24.0122-0151.1	422151			256 22,0 19,0 V L +S +B	
	1.0 TSI	70		05.15	PR: 1ZG		24.0322-0151.1	522151			256 22,0 19,0 V L +S +B PD	
	1.0 TSI	81		05.15	PR: 1ZG							
	1.2	44		07.09	PR: 1LQ,1LR,1ZG							
	1.2	51		07.08	PR: 1LQ,1LR,1ZG							
	1.2 TDI	55		04.10	PR: 1LQ,1LR,1ZG							
	1.2 TSI	63		08.12	PR: 1LQ,1LR,1ZG							
	1.2 TSI	66		05.15	PR: 1ZG							
	1.2 TSI	77		09.10	PR: 1LQ,1LR,1ZG							
	1.4 i 16V	63		07.08	PR: 1LQ,1LR,1ZG							
	1.4 TDI	55		05.15	PR: 1ZG							
	1.4 TDI	59		07.08	PR: 1LQ,1LR,1ZG							



SEAT IBIZA V / ST / SC (08-)

	1.4 TDI	66	05.15	PR: 1ZG	24.0122-0151.1	422151		256 22,0 19,0 VL +S +B
	1.4 TDI	77	05.15	PR: 1ZG	24.0322-0151.1	522151		256 22,0 19,0 VL +S +B PD
	1.4 TSI FR	103	12.13	PR: 1LQ,1LR,1ZG				
	1.4 TSI FR	110	06.09	PR: 1LQ,1LR,1ZG				
	1.6 i 16V	77	07.08	PR: 1LQ,1LR,1ZG				
	1.6 LPG	60	05.11	PR: 1LQ,1LR,1ZG				
	1.6 TDI	66	06.09	PR: 1LQ,1LR,1ZG				
	1.6 TDI	77	06.09	PR: 1LQ,1LR,1ZG				
	1.9 TDI	66	07.08	PR: 1LQ,1LR,1ZG				
	1.9 TDI	77	07.08	PR: 1LQ,1LR,1ZG				
	2.0	85	10.08	PR: 1LQ,1LR,1ZG				
	2.0 TDI	105	01.10	PR: 1LQ,1LR,1ZG				
	1.2	44	07.09		24.0125-0113.1	425113	+ 15" Bremssystem	288 25,0 22,0 VL +S +B
	1.2	51	07.08		24.0325-0113.1	525113	+ 15" Bremssystem	288 25,0 22,0 VL +S +B PD
	1.2 TDI	55	04.10					
	1.2 TSI	63	08.12					
	1.2 TSI	77	09.10					
	1.4 i 16V	63	07.08					
1.4 TDI	59	07.08						
1.4 TSI FR	103	12.13						
1.4 TSI FR	110	06.09						
1.6 i 16V	77	07.08						
1.6 LPG	60	05.11						
1.6 TDI	66	06.09						
1.6 TDI	77	06.09						
1.9 TDI	66	07.08						
1.9 TDI	77	07.08						
2.0	85	10.08						
2.0 TDI	105	01.10						
1.0	55	05.15	PR: 1ZC	24.0125-0113.1	425113		288 25,0 22,0 VL +S +B	
1.0 TSI	70	05.15	PR: 1ZC	24.0325-0113.1	525113		288 25,0 22,0 VL +S +B PD	
1.0 TSI	81	05.15	PR: 1ZC					
1.2 TSI	66	05.15	PR: 1ZC					
1.4 TDI	55	05.15	PR: 1ZC					
1.4 TDI	66	05.15	PR: 1ZC					
1.4 TDI	77	05.15	PR: 1ZC					
1.0	55	05.15	PR: 1ZR,1ZS	24.0125-0123.1	425123		310 25,0 22,0 VL +B	
1.0 TSI	70	05.15	PR: 1ZR,1ZS	24.0325-0123.1	525123		310 25,0 22,0 VL +B PD	
1.0 TSI	81	05.15	PR: 1ZR,1ZS					
1.2	44	07.09	PR: 1ZR,1ZS					
1.2	51	07.08	PR: 1ZR,1ZS					
1.2 TDI	55	04.10	PR: 1ZR,1ZS					
1.2 TSI	63	08.12	PR: 1ZR,1ZS					
1.2 TSI	66	05.15	PR: 1ZR,1ZS					
1.2 TSI	77	09.10	PR: 1ZR,1ZS					
1.4 i 16V	63	07.08	PR: 1ZR,1ZS					
1.4 TDI	55	05.15	PR: 1ZR,1ZS					
1.4 TDI	59	07.08	PR: 1ZR,1ZS					
1.4 TDI	66	05.15	PR: 1ZR,1ZS					
1.4 TDI	77	05.15	PR: 1ZR,1ZS					
1.4 TSI Cupra	132	06.09	PR: 1LV					
1.4 TSI FR	103	12.13	PR: 1ZR,1ZS					
1.4 TSI FR	110	06.09	PR: 1ZR,1ZS					
1.6 i 16V	77	07.08	PR: 1ZR,1ZS					
1.6 LPG	60	05.11	PR: 1ZR,1ZS					
1.6 TDI	66	06.09	PR: 1ZR,1ZS					
1.6 TDI	77	06.09	PR: 1ZR,1ZS					
1.9 TDI	66	07.08	PR: 1ZR,1ZS					
1.9 TDI	77	07.08	PR: 1ZR,1ZS					
2.0	85	10.08	PR: 1ZR,1ZS					
2.0 TDI	105	01.10	PR: 1ZR,1ZS					
	1.0	55	05.15		24.0711-5273.3	360303		Radsensor
	1.0 TSI	70	05.15		24.0711-5274.3	360304		Radsensor
	1.0 TSI	81	05.15					
	1.2	44	07.09					
	1.2	51	07.08					
	1.2 TDI	55	04.10					
	1.2 TSI	63	08.12					
	1.2 TSI	66	05.15					
	1.2 TSI	77	09.10					
	1.4 i 16V	63	07.08					
	1.4 TDI	55	05.15					
	1.4 TDI	59	07.08					
	1.4 TDI	66	05.15					
	1.4 TDI	77	05.15					
	1.4 TSI Cupra	132	06.09					
	1.4 TSI FR	103	12.13					
	1.4 TSI FR	110	06.09					
	1.6 i 16V	77	07.08					
1.6 LPG	60	05.11						
1.6 TDI	66	06.09						
1.6 TDI	77	06.09						
1.9 TDI	66	07.08						
1.9 TDI	77	07.08						
2.0	85	10.08						
2.0 TDI	105	01.10						



SEAT IBIZA V / ST / SC (08-)											
	1.0	55	05.15	PR: 1KT	13.0460-2894.2	602894				20961 17,4 /Zub/S	LUC
	1.0 TSI	70	05.15	PR: 1KT	13.0470-2894.2	LD2894				20961 17,4 /Zub/S	LUC
	1.0 TSI	81	05.15	PR: 1KT	13.0460-0072.2	610072				Belagsatz-Zubehör	LUC
	1.2	44	07.09	PR: 1KK,1KT							
	1.2	51	07.08	PR: 1KK,1KT							
	1.2 TDI	55	04.10	PR: 1KK,1KT							
	1.2 TSI	63	08.12	PR: 1KK,1KT							
	1.2 TSI	66	05.15	PR: 1KT							
	1.2 TSI	77	09.10	PR: 1KK,1KT							
	1.4 i 16V	63	07.08	PR: 1KK,1KT							
	1.4 TDI	55	05.15	PR: 1KK,1KT							
	1.4 TDI	59	07.08	PR: 1KK,1KT							
	1.4 TDI	66	05.15	PR: 1KK,1KT							
	1.4 TDI	77	05.15	PR: 1KK,1KT							
	1.4 TSI Cupra	132	06.09	PR: 1KK,1KT							
	1.6 i 16V	77	07.08	PR: 1KK,1KT							
	1.6 LPG	60	05.11	PR: 1KK,1KT							
	1.6 TDI	66	06.09	PR: 1KK,1KT							
	1.6 TDI	77	06.09	PR: 1KK,1KT							
	1.9 TDI	66	07.08	PR: 1KK,1KT							
	1.9 TDI	77	07.08	PR: 1KK,1KT							
	2.0	85	10.08	PR: 1KK,1KT							
	2.0 TDI	105	01.10	PR: 1KK,1KT							
	1.4 TSI FR	103	12.13	PR: 1KD,1KS	13.0460-2864.2	602864				20961 17,4 /S	LUC
	1.4 TSI FR	110	06.09	PR: 1KD,1KS							
		1.0	55	05.15	PR: 1KV	13.0460-2820.2	602820			20961 17,6 /S	LUC
		1.0 TSI	70	05.15	PR: 1KV	13.0470-2820.2	LD2820			20961 17,6 /S	LUC
		1.0 TSI	81	05.15	PR: 1KV						
1.2 TSI		66	05.15	PR: 1KV							
1.4 TDI		55	05.15	PR: 1KV							
1.4 TDI		66	05.15	PR: 1KV							
1.4 TDI		77	05.15	PR: 1KV							
1.4 TSI Cupra		132	06.09	PR: 1KP							
		1.0	55	05.15	PR: 1KV,1KT	24.0109-0123.1	409123			230 9,0 7,0 +S +B	
		1.0 TSI	70	05.15	PR: 1KV,1KT	24.0309-0123.1	509123			230 9,0 7,0 +S +B PD	
	1.0 TSI	81	05.15	PR: 1KV,1KT							
	1.2	44	07.09	PR: 1KK,1KT							
	1.2	51	07.08	PR: 1KK,1KT							
	1.2 TDI	55	04.10	PR: 1KK,1KT							
	1.2 TSI	63	08.12	PR: 1KK,1KT							
	1.2 TSI	66	05.15	PR: 1KV,1KT							
	1.2 TSI	77	09.10	PR: 1KK,1KT							
	1.4 i 16V	63	07.08	PR: 1KK,1KT							
	1.4 TDI	55	05.15	PR: 1KK,1KT							
	1.4 TDI	59	07.08	PR: 1KK,1KT							
	1.4 TDI	66	05.15	PR: 1KK,1KT							
	1.4 TDI	77	05.15	PR: 1KK,1KT							
	1.4 TSI Cupra	132	06.09	PR: 1KP							
	1.4 TSI FR	103	12.13	PR: 1KD,1KS							
	1.4 TSI FR	110	06.09	PR: 1KD,1KS							
	1.6 i 16V	77	07.08	PR: 1KK,1KT							
	1.6 LPG	60	05.11	PR: 1KK,1KT							
	1.6 TDI	66	06.09	PR: 1KK,1KT							
1.6 TDI	77	06.09	PR: 1KK,1KT								
1.9 TDI	66	07.08	PR: 1KK,1KT								
1.9 TDI	77	07.08	PR: 1KK,1KT								
2.0	85	07.08	PR: 1KK,1KT								
2.0 TDI	105	01.10	PR: 1KK,1KT								
	1.0	55	05.15		24.0711-6233.3	360315			Radsensor		
	1.0 TSI	70	05.15		24.0711-6234.3	360316			Radsensor		
	1.0 TSI	81	05.15								
	1.2	44	07.09								
	1.2	51	07.08								
	1.2 TDI	55	04.10								
	1.2 TSI	63	08.12								
	1.2 TSI	66	05.15								
	1.2 TSI	77	09.10								
	1.4 i 16V	63	07.08								
	1.4 TDI	55	05.15								
	1.4 TDI	59	07.08								
	1.4 TDI	66	05.15								
	1.4 TDI	77	05.15								

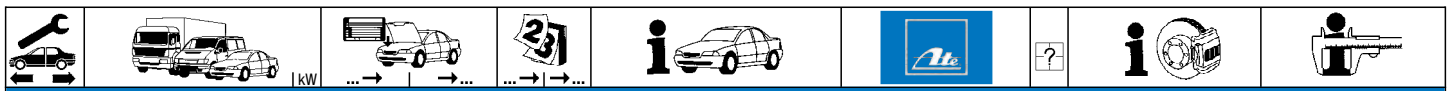


SEAT IBIZA V / ST / SC (08-)

	1.0	55		05.15	PR: 1KM	03.0137-0268.2	650268		200 x 40 HEB Bremsbacken-Zubehör	VW VW
	1.0 TSI	70		05.15	PR: 1KM	03.0137-9168.2	669168			
	1.0 TSI	81		05.15	PR: 1KM					
	1.2	44		07.09	PR: 1KM					
	1.2	51		07.08	PR: 1KM					
	1.2 TDI	55		04.10	PR: 1KM					
	1.2 TSI	63		08.12	PR: 1KM					
	1.2 TSI	66		05.15	PR: 1KM					
	1.2 TSI	77		09.10	PR: 1KM					
	1.4 i 16V	63		07.08	PR: 1KM					
	1.4 TDI	55		05.15	PR: 1KM					
	1.4 TDI	59		07.08	PR: 1KM					
	1.4 TDI	66		05.15	PR: 1KM					
	1.4 TDI	77		05.15	PR: 1KM					
	1.6 i 16V	77		07.08	PR: 1KM					
1.6 LPG	60		05.11	PR: 1KM						
1.9 TDI	66		07.08	PR: 1KM						
1.9 TDI	77		07.08	PR: 1KM						
	1.0	55		05.15	PR: 1KM	24.0220-0037.1	480161		200/201,5 x 50,5	
	1.0 TSI	70		05.15	PR: 1KM					
	1.0 TSI	81		05.15	PR: 1KM					
	1.2	44		07.09	PR: 1KM					
	1.2	51		07.08	PR: 1KM					
	1.2 TDI	55		04.10	PR: 1KM					
	1.2 TSI	63		08.12	PR: 1KM					
	1.2 TSI	66		05.15	PR: 1KM					
	1.2 TSI	77		09.10	PR: 1KM					
	1.4 i 16V	63		07.08	PR: 1KM					
	1.4 TDI	55		05.15	PR: 1KM					
	1.4 TDI	59		07.08	PR: 1KM					
	1.4 TDI	66		05.15	PR: 1KM					
	1.4 TDI	77		05.15	PR: 1KM					
	1.6 i 16V	77		07.08	PR: 1KM					
1.6 LPG	60		05.11	PR: 1KM						
1.9 TDI	66		07.08	PR: 1KM						
1.9 TDI	77		07.08	PR: 1KM						

SEAT INCA (6K9) (96-03)

	1.4 i	44	9K-T-011100	11.95		13.0460-2958.2	602958		20168 19,3 /S	LUC
	1.4 i 16V	55		04.00	08.03					
	1.6 i	55	9K-T-011100	11.95						
	1.9 D	47	9K-T-011100	11.95						
	1.9 SDI / TDI		9K-T-011100	11.95						
	1.4 i	44	9K-T-011101		08.03	13.0460-2821.2	602821		21945 16,0 /S	LUC
	1.4 i 16V	55		04.00	08.03					
	1.6 i	55	9K-T-011101		08.03					
	1.7 SDI	42		09.96	08.03					
	1.9 D	47	9K-T-011101		08.03					
1.9 SDI / TDI		9K-T-011101		08.03						
	1.4 i	44	9K-T-011100	11.95		24.0113-0178.1	413178		256 12,9 11,0 +S +B 256 12,9 11,0 +S +B PD	
	1.4 i 16V	55		04.00	08.03	24.0313-0178.1	513178			
	1.6 i	55	9K-T-011100	11.95						
	1.9 D	47	9K-T-011100	11.95						
	1.9 SDI / TDI		9K-T-011100	11.95						
	1.4 i	44	9K-T-011101		08.03	24.0120-0128.1	420128		256 20,0 18,0 V L +S +B 256 20,0 18,0 V L +S +B PD	
	1.6 i	55	9K-T-011101		08.03	24.0320-0128.1	520128			
	1.7 SDI	42		09.96	08.03					
	1.9 D	47	9K-T-011101		08.03					
	1.9 SDI / TDI		9K-T-011101		08.03					
	1.4 i	44		11.95	08.03	24.0711-1361.3	360022		Radsensor Radsensor	
	1.4 i 16V	55		04.00	08.03	24.0711-1362.3	360023			
	1.6 i	55		11.95	08.03					
	1.7 SDI	42		09.96	08.03					
	1.9 D	47		11.95	08.03					
1.9 SDI / TDI			11.95	08.03						
	1.4 i	44		11.95	08.03	24.0721-1953.3	360155	2	Radsensor L=1835	
	1.4 i 16V	55		04.00	08.03					
	1.6 i	55		11.95	08.03					
	1.7 SDI	42		09.96	08.03					
	1.9 D	47		11.95	08.03					
1.9 SDI / TDI			11.95	08.03						
	1.4 i	44	9K-X-023407	11.95		03.0137-0264.2	650264		230 x 40 HEB Bremsbacken-Zubehör	VW VW
	1.4 i 16V	55		04.00	08.03	03.0137-9164.2	669164			
	1.6 i	55	9K-X-023407	11.95						
	1.7 SDI	42	9K-X-023407	09.96						
	1.9 D	47	9K-X-023407	11.95						
1.9 SDI / TDI		9K-X-023407	11.95							
	1.4 i	44	9K-X-023408		08.03	03.0137-0357.2	650357		230 x 32 HEB Bremsbacken-Zubehör	
	1.4 i 16V	55		04.00	08.03	03.0137-9149.2	669149			
	1.6 i	55	9K-X-023408		08.03					
	1.7 SDI	42	9K-X-023408		08.03					
	1.9 D	47	9K-X-023408		08.03					
1.9 SDI / TDI		9K-X-023408		08.03						



SEAT INCA (6K9) (96-03)



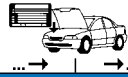












	1.4 i	44	9K-X-023407	11.95		- ABS	24.0223-0015.1	480073		230/231 x 51		
	1.4 i 16V	55		04.00	08.03							
	1.6 i	55	9K-X-023407	11.95		- ABS						
	1.7 SDI	42	9K-X-023407	09.96		- ABS						
	1.9 D	47	9K-X-023407	11.95		- ABS						
	1.9 SDI / TDI		9K-X-023407	11.95		- ABS						
	1.4 i	44	9K-X-023407	11.95		+ ABS	24.0223-0019.1	480176		230/231 x 51		
	1.4 i 16V	55		04.00	08.03							
	1.6 i	55	9K-X-023407	11.95		+ ABS						
	1.7 SDI	42	9K-X-023407	09.96		+ ABS						
	1.9 D	47	9K-X-023407	11.95		+ ABS						
	1.9 SDI / TDI		9K-X-023407	11.95		+ ABS						
	1.4 i	44	9K-X-023408		04.00	08.03		24.0223-0020.1	480177		230/231,5 x 39	
	1.4 i 16V	55				08.03						
	1.6 i	55	9K-X-023408			08.03						
1.7 SDI	42	9K-X-023408			08.03							
1.9 D	47	9K-X-023408			08.03							
1.9 SDI / TDI		9K-X-023408			08.03							
	1.4 i	44	9K-X-023407	11.95			03.0520-6120.3	696120		20,64/230x40 TopKit	VW	
	1.4 i 16V	55		04.00	08.03							
	1.6 i	55	9K-X-023407	11.95								
	1.7 SDI	42	9K-X-023407	09.96								
	1.9 D	47	9K-X-023407	11.95								
	1.9 SDI / TDI		9K-X-023407	11.95								
	1.4 i	44	9K-X-023408		04.00	08.03		03.0520-6920.3	696920		20,64/230x32 TopKit	VW
	1.4 i 16V	55				08.03						
	1.6 i	55	9K-X-023408			08.03						
	1.7 SDI	42	9K-X-023408			08.03						
	1.9 D	47	9K-X-023408			08.03						
	1.9 SDI / TDI		9K-X-023408			08.03						






SEAT LEON I (1M1) (99-05)

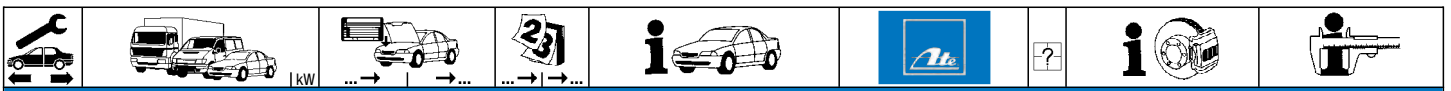
	1.4 i 16V	55		11.99	07.05	PR: 1LQ	13.0460-7111.2	607111		23130 19,6 +	VW
	1.6 i 16V			11.99	07.05	PR: 1LQ	13.0470-7111.2	LD7111		23130 19,6 +	VW
	1.8 20V	92		11.99	07.05	PR: 1LQ					
	1.8 20V T	132		11.99	07.05	PR: 1LQ					
	1.8 20V T 4x4	132		11.99	07.05	PR: 1LQ					
	1.8 Turbo 4x4	154		05.02	07.05	PR: 1LQ					
	1.9 SDI	50		11.99	07.05	PR: 1LQ					
	1.9 TDI			11.99	07.05	PR: 1LQ					
	1.9 TDI	81		11.99	07.05	PR: 1LQ					
	1.9 TDI	96		05.03	07.05	PR: 1LQ					
	1.9 TDI	110		02.01	07.05	PR: 1LQ					
	1.9 TDI Syncro	110		05.02	07.05	PR: 1LQ					
	2.3 VR5	110		09.00	07.05	PR: 1LQ					
	2.8	150		05.02	07.05	PR: 1LQ					
	1.4 i 16V	55		11.99	07.05	PR: 1LS	13.0460-7111.2	607117		23131 19,6 +/WK	VW
	1.6 i 16V			11.99	07.05	PR: 1LS	13.0470-7117.2	LD7117		23131 19,6 +/WK	VW
	1.8 20V	92		11.99	07.05	PR: 1LS					
	1.8 20V T	132		11.99	07.05	PR: 1LS					
	1.8 20V T 4x4	132		11.99	07.05	PR: 1LS					
	1.8 Turbo 4x4	154		05.02	07.05	PR: 1LS					
1.9 SDI	50		11.99	07.05	PR: 1LS						
1.9 TDI			11.99	07.05	PR: 1LS						
1.9 TDI	81		11.99	07.05	PR: 1LS						
1.9 TDI	96		05.03	07.05	PR: 1LS						
1.9 TDI	110		02.01	07.05	PR: 1LS						
1.9 TDI Syncro	110		05.02	07.05	PR: 1LS						
2.3 VR5	110		09.00	07.05	PR: 1LS						
2.8	150		05.02	07.05	PR: 1LS						
1.8 T Cupra R	154		05.02	07.05		13.0460-4801.2	604801		+ 18" Rad ¹⁾	21381 15,0 +/WK	BRE
1.8 T Cupra R	165		07.03	07.05							
2.8 V6 Cupra 4x4	150		02.01	07.05							
1.4 i 16V	55		11.99	07.05	PR: 1LE	13.0460-7081.2	607081		21911 20,3 +	ATE	
1.6 i 16V			11.99	07.05	PR: 1LE	13.0470-7081.2	LD7081		21911 20,3 +	ATE	
1.8 20V	92		11.99	07.05	PR: 1LE						
1.8 20V T	132		11.99	07.05	PR: 1LE						
1.8 20V T 4x4	132		11.99	07.05	PR: 1LE						
1.9 SDI	50		11.99	07.05	PR: 1LE						
1.9 TDI			11.99	07.05	PR: 1LE						
1.9 TDI	81		11.99	07.05	PR: 1LE						
1.9 TDI	96		05.03	07.05	PR: 1LE						
1.9 TDI	110		02.01	07.05	PR: 1LE						
1.9 TDI Syncro	110		05.02	07.05	PR: 1LE						
2.3 VR5	110		09.00	07.05	PR: 1LE						
2.8	150		05.02	07.05	PR: 1LE						
1.4 i 16V	55		11.99	07.05	PR: 1LJ,1ZQ	13.0460-7122.2	607122		23392 20,3 +/WK	ATE	
1.6 i 16V			11.99	07.05	PR: 1LJ,1ZQ	13.0470-7122.2	LD7122		23392 20,3 +/WK	ATE	
1.8 20V	92		11.99	07.05	PR: 1LJ,1ZQ						
1.8 20V T	132		11.99	07.05	PR: 1LJ,1ZQ						
1.8 20V T 4x4	132		11.99	07.05	PR: 1LJ,1ZQ						
1.8 T Cupra R	154		05.02	07.05	PR: 1LT						
1.8 T Cupra R	165		07.03	07.05	PR: 1LT						
1.9 SDI	50		11.99	07.05	PR: 1LJ,1ZQ						
1.9 TDI			11.99	07.05	PR: 1LJ,1ZQ						
1.9 TDI	81		11.99	07.05	PR: 1LJ,1ZQ						

¹⁾ + 18" wheel / + ruota 18" / + roue 18" / + rueda 18"

















								
SEAT LEON I (1M1) (99-05)								
	1.9 TDI 96 1.9 TDI 110 1.9 TDI Syncro 110 2.3 VR5 110 2.8 150 2.8 V6 Cupra 4x4 150		05.03 07.05 PR: 1LJ,1ZQ 02.01 07.05 PR: 1LJ,1ZQ 05.02 07.05 PR: 1LJ,1ZQ 09.00 07.05 PR: 1LJ,1ZQ 05.02 07.05 PR: 1LJ,1ZQ 02.01 07.05 PR: 1LT		13.0460-7122.2 607122 13.0470-7122.2 LD7122			23392 20,3 +WK ATE 23392 20,3 +WK ATE
	1.4 i 16V 55 1.6 i 16V 92 1.8 20V 132 1.8 20V T 132 1.8 20V T 4x4 132 1.8 Turbo 4x4 154 1.9 SDI 50 1.9 TDI 81 1.9 TDI 96 1.9 TDI 110 1.9 TDI Syncro 110 2.3 VR5 110 2.8 150		11.99 07.05 PR: 1LR,1LS 11.99 07.05 PR: 1LR,1LS 11.99 07.05 PR: 1LR,1LS 11.99 07.05 PR: 1LR,1LS 11.99 07.05 PR: 1LR,1LS 05.02 07.05 PR: 1LR,1LS 11.99 07.05 PR: 1LR,1LS 11.99 07.05 PR: 1LR,1LS 11.99 07.05 PR: 1LR,1LS 05.03 07.05 PR: 1LR,1LS 02.01 07.05 PR: 1LR,1LS 05.02 07.05 PR: 1LR,1LS 09.00 07.05 PR: 1LR,1LS 05.02 07.05 PR: 1LR,1LS		24.0122-0150.1 422150 24.0322-0150.1 522150			280 22,0 19,0 V L +S +B 280 22,0 19,0 V L +S +B PD
	1.4 i 16V 55 1.6 i 16V 92 1.8 20V 132 1.8 20V T 132 1.8 20V T 4x4 132 1.8 Turbo 4x4 154 1.9 SDI 50 1.9 TDI 81 1.9 TDI 96 1.9 TDI 110 1.9 TDI Syncro 110 2.3 VR5 110 2.8 150		11.99 07.05 PR: 1LQ 11.99 07.05 PR: 1LQ 11.99 07.05 PR: 1LQ 11.99 07.05 PR: 1LQ 11.99 07.05 PR: 1LQ 05.02 07.05 PR: 1LQ 11.99 07.05 PR: 1LQ 11.99 07.05 PR: 1LQ 05.03 07.05 PR: 1LQ 02.01 07.05 PR: 1LQ 05.02 07.05 PR: 1LQ 09.00 07.05 PR: 1LQ 05.02 07.05 PR: 1LQ		24.0122-0151.1 422151 24.0322-0151.1 522151			256 22,0 19,0 V L +S +B 256 22,0 19,0 V L +S +B PD
	1.4 i 16V 55 1.6 i 16V 92 1.8 20V 132 1.8 20V T 132 1.8 20V T 4x4 132 1.8 Turbo 4x4 154 1.9 SDI 50 1.9 TDI 81 1.9 TDI 96 1.9 TDI 110 1.9 TDI Syncro 110 2.3 VR5 110 2.8 150		11.99 07.05 PR: 1LE 11.99 07.05 PR: 1LE 11.99 07.05 PR: 1LE 11.99 07.05 PR: 1LE 11.99 07.05 PR: 1LE 05.02 07.05 PR: 1LE 11.99 07.05 PR: 1LE 11.99 07.05 PR: 1LE 05.03 07.05 PR: 1LE 02.01 07.05 PR: 1LE 05.02 07.05 PR: 1LE 09.00 07.05 PR: 1LE 05.02 07.05 PR: 1LE		24.0125-0113.1 425113 24.0325-0113.1 525113			288 25,0 22,0 V L +S +B 288 25,0 22,0 V L +S +B PD
	1.4 i 16V 55 1.6 i 16V 92 1.8 20V 132 1.8 20V T 132 1.8 20V T 4x4 132 1.8 T Cupra R 154 1.8 T Cupra R 165 1.8 Turbo 4x4 154 1.9 SDI 50 1.9 TDI 81 1.9 TDI 96 1.9 TDI 110 1.9 TDI Syncro 110 2.3 VR5 110 2.8 150 2.8 V6 Cupra 4x4 150		11.99 07.05 PR: 1LJ,1ZQ 11.99 07.05 PR: 1LJ,1ZQ 11.99 07.05 PR: 1LJ,1ZQ 11.99 07.05 PR: 1LJ,1ZQ 05.02 07.05 PR: 1LT 07.03 07.05 PR: 1LT 05.02 07.05 PR: 1LJ,1ZQ 11.99 07.05 PR: 1LJ,1ZQ 11.99 07.05 PR: 1LJ,1ZQ 11.99 07.05 PR: 1LJ,1ZQ 05.03 07.05 PR: 1LJ,1ZQ 02.01 07.05 PR: 1LJ,1ZQ 05.02 07.05 PR: 1LJ,1ZQ 09.00 07.05 PR: 1LJ,1ZQ 05.02 07.05 PR: 1LJ,1ZQ 02.01 07.05 PR: 1LT		24.0125-0123.1 425123 24.0325-0123.1 525123			310 25,0 22,0 V L +B 310 25,0 22,0 V L +B PD
	1.4 i 16V 55 1.6 i 16V 92 1.8 20V 132 1.8 20V T 132 1.8 20V T 4x4 132 1.8 T Cupra R 154 1.8 T Cupra R 165 1.8 Turbo 4x4 154 1.9 SDI 50 1.9 TDI 81 1.9 TDI 96 1.9 TDI 110 1.9 TDI Syncro 110 2.3 VR5 110 2.8 150 2.8 V6 Cupra 4x4 150		11.99 07.05 PR: 1KK,1KP,1KQ 11.99 07.05 PR: 1KK,1KP,1KQ 11.99 07.05 PR: 1KK,1KP,1KQ 11.99 07.05 PR: 1KK,1KP,1KQ 05.02 07.05 PR: 1KK,1KP,1KQ 07.03 07.05 PR: 1KK,1KP,1KQ 05.02 07.05 PR: 1KK,1KP,1KQ 11.99 07.05 PR: 1KK,1KP,1KQ 11.99 07.05 PR: 1KK,1KP,1KQ 05.03 07.05 PR: 1KK,1KP,1KQ 02.01 07.05 PR: 1KK,1KP,1KQ 05.02 07.05 PR: 1KK,1KP,1KQ 09.00 07.05 PR: 1KK,1KP,1KQ 05.02 07.05 PR: 1KK,1KP,1KQ 02.01 07.05 PR: 1KK,1KP,1KQ		24.0711-1361.3 360022 24.0711-1362.3 360023	 		Radsensor Radsensor
	1.4 i 16V 55 1.6 i 16V 92 1.8 20V 132 1.8 20V T 132 1.8 20V T 4x4 132		11.99 07.05 PR: 1KK,1KP,1KQ 11.99 07.05 PR: 1KK,1KP,1KQ 11.99 07.05 PR: 1KK,1KP,1KQ 11.99 07.05 PR: 1KK,1KP,1KQ 11.99 07.05 PR: 1KK,1KP,1KQ		13.0460-2894.2 602894 13.0470-2894.2 LD2894 13.0460-0072.2 610072			20961 17,4 /Zub/S LUC 20961 17,4 /Zub/S LUC Belagsatz-Zubehör LUC

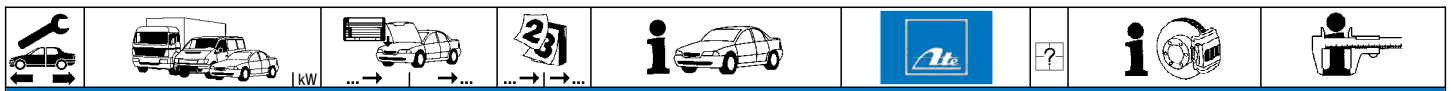
SEAT LEON I (1M1) (99-05)		SEAT LEON II (1P1) (05-12)											
	1.8 Turbo 4x4	154	05.02 07.05 PR: 1KK,1KP,1KQ	13.0460-2894.2	602894		20961 17,4 /Zub/S 20961 17,4 /Zub/S Belagsatz-Zubehör	LUC LUC LUC					
	1.9 SDI	50	11.99 07.05 PR: 1KK,1KP,1KQ	13.0470-2894.2	LD2894								
	1.9 TDI		11.99 07.05 PR: 1KK,1KP,1KQ	13.0460-0072.2	610072								
	1.9 TDI	81	11.99 07.05 PR: 1KK,1KP,1KQ										
	1.9 TDI	96	05.03 07.05 PR: 1KK,1KP,1KQ										
	1.9 TDI	110	02.01 07.05 PR: 1KK,1KP,1KQ										
	1.9 TDI Syncro	110	05.02 07.05 PR: 1KK,1KP,1KQ										
	2.3 VR5	110	09.00 07.05 PR: 1KK,1KP,1KQ										
	2.8	150	05.02 07.05 PR: 1KK,1KP,1KQ										
	1.4 i 16V	55	11.99 07.05 PR: 1KY,2EE	13.0460-2886.2	602886				20961 16,2 /S 20961 16,2 /S Belagsatz-Zubehör	LUC LUC LUC			
	1.6 i 16V		11.99 07.05 PR: 1KY,2EE	13.0470-2886.2	LD2886								
	1.8 20V	92	11.99 07.05 PR: 1KY,2EE	13.0460-0072.2	610072								
	1.8 20V T	132	11.99 07.05 PR: 1KY,2EE										
	1.8 20V T 4x4	132	11.99 07.05 PR: 1KY,2EE										
	1.8 T Cupra R	154	05.02 07.05 PR: 1KY,2EM										
	1.8 T Cupra R	165	07.03 07.05 PR: 1KY,2EM										
	1.8 Turbo 4x4	154	05.02 07.05 PR: 1KY,2EE										
	1.9 SDI	50	11.99 07.05 PR: 1KY,2EE										
	1.9 TDI		11.99 07.05 PR: 1KY,2EE										
	1.9 TDI	81	11.99 07.05 PR: 1KY,2EE										
1.9 TDI	96	05.03 07.05 PR: 1KY,2EE											
1.9 TDI	110	02.01 07.05 PR: 1KY,2EE											
1.9 TDI Syncro	110	05.02 07.05 PR: 1KY,2EE											
2.3 VR5	110	09.00 07.05 PR: 1KY,2EE											
2.8	150	05.02 07.05 PR: 1KY,2EE											
2.8 V6 Cupra 4x4	150	02.01 07.05 PR: 1KY,2EM											
	1.4 i 16V	55	11.99 07.05 PR: 1KY,2EE	24.0122-0163.1	422163	256 22,0 20,0 V L +B 256 22,0 20,0 V L +B PD							
	1.6 i 16V		11.99 07.05 PR: 1KY,2EE	24.0322-0163.1	522163								
	1.8 20V	92	11.99 07.05 PR: 1KY,2EE										
	1.8 20V T	132	11.99 07.05 PR: 1KY,2EE										
	1.8 20V T 4x4	132	11.99 07.05 PR: 1KY,2EE										
	1.8 T Cupra R	154	05.02 07.05 PR: 1KY,2EM										
	1.8 T Cupra R	165	07.03 07.05 PR: 1KY,2EM										
	1.8 Turbo 4x4	154	05.02 07.05 PR: 1KY,2EE										
	1.9 SDI	50	11.99 07.05 PR: 1KY,2EE										
	1.9 TDI		11.99 07.05 PR: 1KY,2EE										
	1.9 TDI	81	11.99 07.05 PR: 1KY,2EE										
	1.9 TDI	96	05.03 07.05 PR: 1KY,2EE										
	1.9 TDI	110	02.01 07.05 PR: 1KY,2EE										
	1.9 TDI Syncro	110	05.02 07.05 PR: 1KY,2EE										
	2.3 VR5	110	09.00 07.05 PR: 1KY,2EE										
	2.8	150	05.02 07.05 PR: 1KY,2EE										
	2.8 V6 Cupra 4x4	150	02.01 07.05 PR: 1KY,2EM										
		1.4 i 16V	55	11.99 07.05	24.0741-1107.3				360042	2 	Radsensor		
		1.6 i 16V		11.99 07.05									
		1.8 20V	92	11.99 07.05									
1.8 20V T		132	11.99 07.05										
1.8 20V T 4x4		132	11.99 07.05										
1.8 T Cupra R		154	05.02 07.05										
1.8 T Cupra R		165	07.03 07.05										
1.8 Turbo 4x4		154	05.02 07.05										
1.9 SDI		50	11.99 07.05										
1.9 TDI			11.99 07.05										
1.9 TDI		81	11.99 07.05										
1.9 TDI		96	05.03 07.05										
1.9 TDI		110	02.01 07.05										
1.9 TDI Syncro		110	05.02 07.05										
2.3 VR5		110	09.00 07.05										
2.8		150	05.02 07.05										
2.8 V6 Cupra 4x4		150	02.01 07.05										
SEAT LEON II (1P1) (05-12)													
		1.2 TSI	77	02.10 10.12 PR: 1ZF,1ZM	13.0460-7117.2	607117	23131 19,6 +/WK 23131 19,6 +/WK	VW VW					
		1.4 i 16V	63	06.06 10.12 PR: 1ZF,1ZM	13.0470-7117.2	LD7117							
	1.4 TSI	92	11.07 10.12 PR: 1ZF,1ZM										
	1.6 i	75	08.05 10.12 PR: 1ZF,1ZM										
	1.6 LPG	75	12.09 10.12 PR: 1ZF,1ZM										
	1.6 TDI	66	11.10 10.12 PR: 1ZF,1ZM										
	1.6 TDI Ecomotive	77	02.10 10.12 PR: 1ZF,1ZM										
	1.8 TSI	118	06.07 10.12 PR: 1ZF,1ZM										
	1.9 TDI		08.05 10.12 PR: 1ZF,1ZM										
	1.9 TDI	81	08.05 10.12 PR: 1ZF,1ZM										
	2.0 Cupra R	195	11.06 10.12 PR: 1ZF,1ZM										



SEAT LEON II (1P1) (05-12)

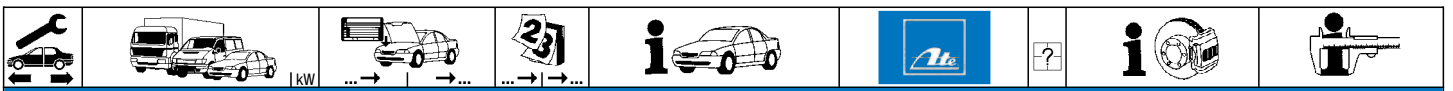
	2.0 FSI	110	08.05	10.12	PR: 1ZF,1ZM	13.0460-7117.2	607117	23131 19,6 +/WK	VW
	2.0 TDI		08.05	10.12	PR: 1ZF,1ZM	13.0470-7117.2	LD7117	23131 19,6 +/WK	VW
	2.0 TDI	125	02.06	10.12	PR: 1ZF,1ZM				
	2.0 TFSI	136	08.05	10.12	PR: 1ZF,1ZM				
	2.0 TFSI	155	09.05	10.12	PR: 1ZF,1ZM				
	2.0 TFSI	177	11.06	10.12	PR: 1ZF,1ZM				
	1.2 TSI	77	02.10	10.12	PR: 1ZE,1LJ	13.0460-7184.2	607184	23587 20,6 +/WK	ATE
	1.4 i 16V	63	06.06	10.12	PR: 1ZE,1LJ	13.0470-7184.2	LD7184	23587 20,6 +/WK	ATE
	1.4 TSI	92	11.07	10.12	PR: 1ZE,1LJ				
	1.6 i	75	08.05	10.12	PR: 1ZE,1LJ				
	1.6 LPG	75	12.09	10.12	PR: 1ZE,1LJ				
	1.6 TDI	66	11.10	10.12	PR: 1ZE,1LJ				
	1.6 TDI Ecomotive	77	02.10	10.12	PR: 1ZE,1LJ				
	1.8 TSI	118	06.07	10.12	PR: 1ZE,1LJ				
	1.9 TDI		08.05	10.12	PR: 1ZE,1LJ				
	1.9 TDI	81	08.05	10.12	PR: 1ZE,1LJ				
	2.0 Cupra R	195	11.06	10.12	PR: 1ZE,1LJ				
	2.0 FSI	110	08.05	10.12	PR: 1ZE,1LJ				
	2.0 TDI		08.05	10.12	PR: 1ZE,1LJ				
	2.0 TDI	125	02.06	10.12	PR: 1ZE,1LJ				
	2.0 TFSI	136	08.05	10.12	PR: 1ZE,1LJ				
2.0 TFSI	155	09.05	10.12	PR: 1ZE,1LJ					
2.0 TFSI	177	11.06	10.12	PR: 1ZE,1LJ					
	1.2 TSI	77	02.10	10.12	PR: 1LU	13.0460-7200.2	607200	23801 20,3 +/WK	ATE
	1.4 i 16V	63	06.06	10.12	PR: 1LU	13.0470-7200.2	LD7200	23801 20,3 +/WK	ATE
	1.4 TSI	92	11.07	10.12	PR: 1LU				
	1.6 i	75	08.05	10.12	PR: 1LU				
	1.6 LPG	75	12.09	10.12	PR: 1LU				
	1.6 TDI	66	11.10	10.12	PR: 1LU				
	1.6 TDI Ecomotive	77	02.10	10.12	PR: 1LU				
	1.8 TSI	118	06.07	10.12	PR: 1LU				
	1.9 TDI		08.05	10.12	PR: 1LU				
	1.9 TDI	81	08.05	10.12	PR: 1LU				
	2.0 Cupra R	195	11.06	10.12	PR: 1LU				
	2.0 FSI	110	08.05	10.12	PR: 1LU				
	2.0 TDI		08.05	10.12	PR: 1LU				
	2.0 TDI	125	02.06	10.12	PR: 1LU				
	2.0 TFSI	136	08.05	10.12	PR: 1LU				
2.0 TFSI	155	09.05	10.12	PR: 1LU					
2.0 TFSI	177	11.06	10.12	PR: 1LU					
	1.2 TSI	77	02.10	10.12	PR: 1LB	13.0460-7227.2	607227	23801 20,3 +/WK	ATE
	1.4 i 16V	63	06.06	10.12	PR: 1LB	13.0470-7227.2	LD7227	23801 20,4 +/WK	ATE
	1.4 TSI	92	11.07	10.12	PR: 1LB				
	1.6 i	75	08.05	10.12	PR: 1LB				
	1.6 LPG	75	12.09	10.12	PR: 1LB				
	1.6 TDI	66	11.10	10.12	PR: 1LB				
	1.6 TDI Ecomotive	77	02.10	10.12	PR: 1LB				
	1.8 TSI	118	06.07	10.12	PR: 1LB				
	1.9 TDI		08.05	10.12	PR: 1LB				
	1.9 TDI	81	08.05	10.12	PR: 1LB				
	2.0 Cupra R	195	11.06	10.12	PR: 1LB				
	2.0 FSI	110	08.05	10.12	PR: 1LB				
	2.0 TDI		08.05	10.12	PR: 1LB				
	2.0 TDI	125	02.06	10.12	PR: 1LB				
	2.0 TFSI	136	08.05	10.12	PR: 1LB				
2.0 TFSI	155	09.05	10.12	PR: 1LB					
2.0 TFSI	177	11.06	10.12	PR: 1LB					
	1.2 TSI	77	02.10	10.12	PR: 1ZF,1ZM	24.0122-0210.1	422210	280 22,0 19,0 V L +S +B	
	1.4 i 16V	63	06.06	10.12	PR: 1ZF,1ZM	24.0322-0210.1	522210	280 22,0 19,0 V L +S +B PD	
	1.4 TSI	92	11.07	10.12	PR: 1ZF,1ZM				
	1.6 i	75	08.05	10.12	PR: 1ZF,1ZM				
	1.6 LPG	75	12.09	10.12	PR: 1ZF,1ZM				
	1.6 TDI	66	11.10	10.12	PR: 1ZF,1ZM				
	1.6 TDI Ecomotive	77	02.10	10.12	PR: 1ZF,1ZM				
	1.8 TSI	118	06.07	10.12	PR: 1ZF,1ZM				
	1.9 TDI		08.05	10.12	PR: 1ZF,1ZM				
	1.9 TDI	81	08.05	10.12	PR: 1ZF,1ZM				
	2.0 Cupra R	195	11.06	10.12	PR: 1ZF,1ZM				
	2.0 FSI	110	08.05	10.12	PR: 1ZF,1ZM				
	2.0 TDI		08.05	10.12	PR: 1ZF,1ZM				
	2.0 TDI	125	02.06	10.12	PR: 1ZF,1ZM				
	2.0 TFSI	136	08.05	10.12	PR: 1ZF,1ZM				
2.0 TFSI	155	09.05	10.12	PR: 1ZF,1ZM					
2.0 TFSI	177	11.06	10.12	PR: 1ZF,1ZM					
	1.2 TSI	77	02.10	10.12	PR: 1ZE	24.0125-0145.1	425145	288 25,0 22,0 V L +S +B	
	1.4 i 16V	63	06.06	10.12	PR: 1ZE	24.0325-0145.1	525145	288 25,0 22,0 V L +S +B PD	
	1.4 TSI	92	11.07	10.12	PR: 1ZE				
	1.6 i	75	08.05	10.12	PR: 1ZE				
	1.6 LPG	75	12.09	10.12	PR: 1ZE				
	1.6 TDI	66	11.10	10.12	PR: 1ZE				
	1.6 TDI Ecomotive	77	02.10	10.12	PR: 1ZE				
	1.8 TSI	118	06.07	10.12	PR: 1ZE				
	1.9 TDI		08.05	10.12	PR: 1ZE				
	1.9 TDI	81	08.05	10.12	PR: 1ZE				
	2.0 Cupra R	195	11.06	10.12	PR: 1ZE				
	2.0 FSI	110	08.05	10.12	PR: 1ZE				
	2.0 TDI		08.05	10.12	PR: 1ZE				
	2.0 TDI	125	02.06	10.12	PR: 1ZE				
	2.0 TFSI	136	08.05	10.12	PR: 1ZE				
2.0 TFSI	155	09.05	10.12	PR: 1ZE					
2.0 TFSI	177	11.06	10.12	PR: 1ZE					

										
SEAT LEON II (1P1) (05-12)										
	2.0 TDI	125	02.06	10.12	PR: 1ZE	24.0125-0145.1	425145	288 25,0 22,0 V L +S +B 288 25,0 22,0 V L +S +B PD		
	2.0 TFSI	136	08.05	10.12	PR: 1ZE	24.0325-0145.1	525145			
	2.0 TFSI	155	09.05	10.12	PR: 1ZE					
	2.0 TFSI	177	11.06	10.12	PR: 1ZE					
	1.2 TSI	77	02.10	10.12	PR: 1LJ	24.0125-0158.1	425158	312 25,0 22,0 V L +S +B 312 25,0 22,0 V L +S +B PD		
	1.4 i 16V	63	06.06	10.12	PR: 1LJ	24.0325-0158.1	525158			
	1.4 TSI	92	11.07	10.12	PR: 1LJ					
	1.6 i	75	08.05	10.12	PR: 1LJ					
	1.6 LPG	75	12.09	10.12	PR: 1LJ					
	1.6 TDI	66	11.10	10.12	PR: 1LJ					
	1.6 TDI Ecomotive	77	02.10	10.12	PR: 1LJ					
	1.8 TSI	118	06.07	10.12	PR: 1LJ					
	1.9 TDI	81	08.05	10.12	PR: 1LJ					
	1.9 TDI	81	08.05	10.12	PR: 1LJ					
	2.0 Cupra R	195	11.06	10.12	PR: 1LJ					
	2.0 FSI	110	08.05	10.12	PR: 1LJ					
	2.0 TDI	125	08.05	10.12	PR: 1LJ					
	2.0 TDI	125	02.06	10.12	PR: 1LJ					
	2.0 TFSI	136	08.05	10.12	PR: 1LJ					
	2.0 TFSI	155	09.05	10.12	PR: 1LJ					
2.0 TFSI	177	11.06	10.12	PR: 1LJ						
	1.2 TSI	77	02.10	10.12	PR: 1LB,1LU	24.0130-0115.1	430115	345 30,0 27,0 V L +B 345 30,0 27,0 V L +B PD		
	1.4 i 16V	63	06.06	10.12	PR: 1LB,1LU	24.0330-0115.1	530115			
	1.4 TSI	92	11.07	10.12	PR: 1LB,1LU					
	1.6 i	75	08.05	10.12	PR: 1LB,1LU					
	1.6 LPG	75	12.09	10.12	PR: 1LB,1LU					
	1.6 TDI	66	11.10	10.12	PR: 1LB,1LU					
	1.6 TDI Ecomotive	77	02.10	10.12	PR: 1LB,1LU					
	1.8 TSI	118	06.07	10.12	PR: 1LB,1LU					
	1.9 TDI	81	08.05	10.12	PR: 1LB,1LU					
	1.9 TDI	81	08.05	10.12	PR: 1LB,1LU					
	2.0 Cupra R	195	11.06	10.12	PR: 1LB,1LU					
	2.0 FSI	110	08.05	10.12	PR: 1LB,1LU					
	2.0 TDI	125	08.05	10.12	PR: 1LB,1LU					
	2.0 TDI	125	02.06	10.12	PR: 1LB,1LU					
	2.0 TFSI	136	08.05	10.12	PR: 1LB,1LU					
	2.0 TFSI	155	09.05	10.12	PR: 1LB,1LU					
	2.0 TFSI	177	11.06	10.12	PR: 1LB,1LU					
		1.2 TSI	77	02.10	10.12		24.0711-5271.3	360301	Radsensor Radsensor	
		1.4 i 16V	63	06.06	10.12		24.0711-5272.3	360302		
		1.4 TSI	92	11.07	10.12					
1.6 i		75	08.05	10.12						
1.6 LPG		75	12.09	10.12						
1.6 TDI		66	11.10	10.12						
1.6 TDI Ecomotive		77	02.10	10.12						
1.8 TSI		118	06.07	10.12						
1.9 TDI		81	08.05	10.12						
1.9 TDI		81	08.05	10.12						
2.0 Cupra R		195	11.06	10.12						
2.0 FSI		110	08.05	10.12						
2.0 TDI		125	08.05	10.12						
2.0 TDI		125	02.06	10.12						
2.0 TFSI		136	08.05	10.12						
2.0 TFSI		155	09.05	10.12						
2.0 TFSI		177	11.06	10.12						
		1.2 TSI	77	02.10	10.12	PR: 1KD	13.0460-2820.2	602820		20961 17,6 /S LUC 20961 17,6 /S LUC
		1.4 i 16V	63	06.06	10.12	PR: 1KD	13.0470-2820.2	LD2820		
		1.4 TSI	92	11.07	10.12	PR: 1KD				
	1.6 i	75	08.05	10.12	PR: 1KD					
	1.6 LPG	75	12.09	10.12	PR: 1KD					
	1.6 TDI	66	11.10	10.12	PR: 1KD					
	1.6 TDI Ecomotive	77	02.10	10.12	PR: 1KD					
	1.8 TSI	118	06.07	10.12	PR: 1KD					
	1.9 TDI	81	08.05	10.12	PR: 1KD					
	1.9 TDI	81	08.05	10.12	PR: 1KD					
	2.0 Cupra R	195	11.06	10.12	PR: 1KD					
	2.0 FSI	110	08.05	10.12	PR: 1KD					
	2.0 TDI	125	08.05	10.12	PR: 1KD					
	2.0 TDI	125	02.06	10.12	PR: 1KD					
	2.0 TFSI	136	08.05	10.12	PR: 1KD					
	2.0 TFSI	155	09.05	10.12	PR: 1KD					
	2.0 TFSI	177	11.06	10.12	PR: 1KD					
		1.2 TSI	77	02.10	10.12	PR: 1KY,1KZ	13.0460-2880.2	602880	23914 17,1 /WE/Zub/S LUC 23914 17,1 /WE/Zub/S LUC	
		1.4 i 16V	63	06.06	10.12	PR: 1KY,1KZ	13.0470-2880.2	LD2880		
		1.4 TSI	92	11.07	10.12	PR: 1KY,1KZ				
1.6 i		75	08.05	10.12	PR: 1KY,1KZ					
1.6 LPG		75	12.09	10.12	PR: 1KY,1KZ					
1.6 TDI		66	11.10	10.12	PR: 1KY,1KZ					
1.6 TDI Ecomotive		77	02.10	10.12	PR: 1KY,1KZ					
1.8 TSI		118	06.07	10.12	PR: 1KY,1KZ					
1.9 TDI		81	08.05	10.12	PR: 1KY,1KZ					
1.9 TDI		81	08.05	10.12	PR: 1KY,1KZ					
2.0 Cupra R		195	11.06	10.12	PR: 1KY,1KZ					
2.0 FSI		110	08.05	10.12	PR: 1KY,1KZ					
2.0 TDI		125	08.05	10.12	PR: 1KY,1KZ					
2.0 TDI		125	02.06	10.12	PR: 1KY,1KZ					
2.0 TFSI		136	08.05	10.12	PR: 1KY,1KZ					



SEAT LEON II (1P1) (05-12)

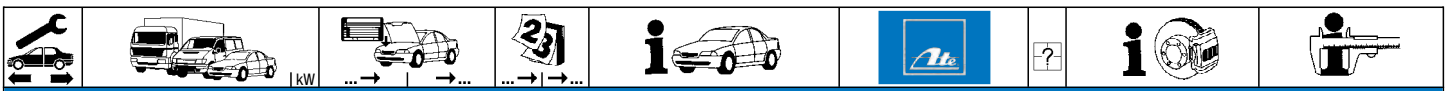
	2.0 TFSI	155	09.05	10.12	PR: 1KY,1KZ	13.0460-2880.2	602880		23914 17,1 /WE/Zub/S	LUC
	2.0 TFSI	177	11.06	10.12	PR: 1KY,1KZ	13.0470-2880.2	LD2880		23914 17,1 /WE/Zub/S	LUC
	1.2 TSI	77	02.10	10.12	PR: 1KS,1KT	13.0460-3858.2	603858		24563 17,7 /Zub/S	BOS
	1.4 i 16V	63	06.06	10.12	PR: 1KS,1KT	13.0470-3858.2	LD3858		24563 17,7 /Zub/S	BOS
	1.4 TSI	92	11.07	10.12	PR: 1KS,1KT					
	1.6 i	75	08.05	10.12	PR: 1KS,1KT					
	1.6 LPG	75	12.09	10.12	PR: 1KS,1KT					
	1.6 TDI	66	11.10	10.12	PR: 1KS,1KT					
	1.6 TDI Ecomotive	77	02.10	10.12	PR: 1KS,1KT					
	1.8 TSI	118	06.07	10.12	PR: 1KS,1KT					
	1.9 TDI		08.05	10.12	PR: 1KS,1KT					
	1.9 TDI	81	08.05	10.12	PR: 1KS,1KT					
	2.0 Cupra R	195	11.06	10.12	PR: 1KS,1KT					
	2.0 FSI	110	08.05	10.12	PR: 1KS,1KT					
	2.0 TDI		08.05	10.12	PR: 1KS,1KT					
2.0 TDI	125	02.06	10.12	PR: 1KS,1KT						
2.0 TFSI	136	08.05	10.12	PR: 1KS,1KT						
2.0 TFSI	155	09.05	10.12	PR: 1KS,1KT						
2.0 TFSI	177	11.06	10.12	PR: 1KS,1KT						
	1.2 TSI	77	02.10	10.12	PR: 1KD	24.0110-0277.1	410277		253 10,0 8,0 +S +B	
	1.4 i 16V	63	06.06	10.12	PR: 1KD	24.0310-0277.1	510277		253 10,0 8,0 +S +B PD	
	1.4 TSI	92	11.07	10.12	PR: 1KD					
	1.6 i	75	08.05	10.12	PR: 1KD					
	1.6 LPG	75	12.09	10.12	PR: 1KD					
	1.6 TDI	66	11.10	10.12	PR: 1KD					
	1.6 TDI Ecomotive	77	02.10	10.12	PR: 1KD					
	1.8 TSI	118	06.07	10.12	PR: 1KD					
	1.9 TDI		08.05	10.12	PR: 1KD					
	1.9 TDI	81	08.05	10.12	PR: 1KD					
	2.0 Cupra R	195	11.06	10.12	PR: 1KD					
	2.0 FSI	110	08.05	10.12	PR: 1KD					
	2.0 TDI		08.05	10.12	PR: 1KD					
	2.0 TDI	125	02.06	10.12	PR: 1KD					
	2.0 TFSI	136	08.05	10.12	PR: 1KD					
2.0 TFSI	155	09.05	10.12	PR: 1KD						
2.0 TFSI	177	11.06	10.12	PR: 1KD						
	1.2 TSI	77	02.10	10.12	PR: 1KY,1KZ	24.0112-0169.1	412169		282 12,0 10,0 +S +B	
	1.4 i 16V	63	06.06	10.12	PR: 1KY,1KZ					
	1.4 TSI	92	11.07	10.12	PR: 1KY,1KZ					
	1.6 i	75	08.05	10.12	PR: 1KY,1KZ					
	1.6 LPG	75	12.09	10.12	PR: 1KY,1KZ					
	1.6 TDI	66	11.10	10.12	PR: 1KY,1KZ					
	1.6 TDI Ecomotive	77	02.10	10.12	PR: 1KY,1KZ					
	1.8 TSI	118	06.07	10.12	PR: 1KY,1KZ					
	1.9 TDI		08.05	10.12	PR: 1KY,1KZ					
	1.9 TDI	81	08.05	10.12	PR: 1KY,1KZ					
	2.0 Cupra R	195	11.06	10.12	PR: 1KY,1KZ					
	2.0 FSI	110	08.05	10.12	PR: 1KY,1KZ					
	2.0 TDI		08.05	10.12	PR: 1KY,1KZ					
	2.0 TDI	125	02.06	10.12	PR: 1KY,1KZ					
	2.0 TFSI	136	08.05	10.12	PR: 1KY,1KZ					
2.0 TFSI	155	09.05	10.12	PR: 1KY,1KZ						
2.0 TFSI	177	11.06	10.12	PR: 1KY,1KZ						
	1.2 TSI	77	02.10	10.12	PR: 1KS,1KT	24.0110-0356.1	410356		272 9,7 8,0 +S +B	
	1.4 i 16V	63	06.06	10.12	PR: 1KS,1KT					
	1.4 TSI	92	11.07	10.12	PR: 1KS,1KT					
	1.6 i	75	08.05	10.12	PR: 1KS,1KT					
	1.6 LPG	75	12.09	10.12	PR: 1KS,1KT					
	1.6 TDI	66	11.10	10.12	PR: 1KS,1KT					
	1.6 TDI Ecomotive	77	02.10	10.12	PR: 1KS,1KT					
	1.8 TSI	118	06.07	10.12	PR: 1KS,1KT					
	1.9 TDI		08.05	10.12	PR: 1KS,1KT					
	1.9 TDI	81	08.05	10.12	PR: 1KS,1KT					
	2.0 Cupra R	195	11.06	10.12	PR: 1KS,1KT					
	2.0 FSI	110	08.05	10.12	PR: 1KS,1KT					
	2.0 TDI		08.05	10.12	PR: 1KS,1KT					
	2.0 TDI	125	02.06	10.12	PR: 1KS,1KT					
	2.0 TFSI	136	08.05	10.12	PR: 1KS,1KT					
2.0 TFSI	155	09.05	10.12	PR: 1KS,1KT						
2.0 TFSI	177	11.06	10.12	PR: 1KS,1KT						
	1.2 TSI	77	02.10	10.12		24.0711-6231.3	360305		Radsensor	
	1.4 i 16V	63	06.06	10.12		24.0711-6232.3	360306		Radsensor	
	1.4 TSI	92	11.07	10.12						
	1.6 i	75	08.05	10.12						
	1.6 LPG	75	12.09	10.12						
	1.6 TDI	66	11.10	10.12						
	1.6 TDI Ecomotive	77	02.10	10.12						
	1.8 TSI	118	06.07	10.12						
	1.9 TDI		08.05	10.12						
	1.9 TDI	81	08.05	10.12						
	2.0 Cupra R	195	11.06	10.12						
	2.0 FSI	110	08.05	10.12						
	2.0 TDI		08.05	10.12						
	2.0 TDI	125	02.06	10.12						
	2.0 TFSI	136	08.05	10.12						
2.0 TFSI	155	09.05	10.12							
2.0 TFSI	177	11.06	10.12							



SEAT LEON III (5F) / SC / ST (12-)

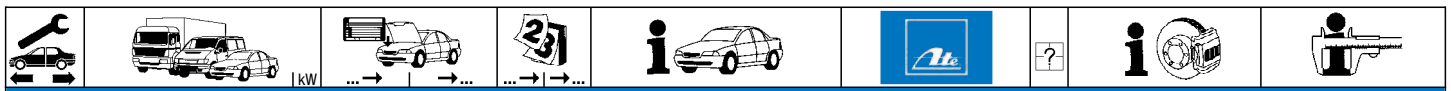
	1.0 TSI	85	05.15	PR: 1ZA,1ZE	13.0460-2785.2	602785			25683 20,4 +/WK/S	LUC
	1.2 TSI	63	09.12	PR: 1ZA,1ZE						
	1.2 TSI	77	09.12	PR: 1ZA,1ZE						
	1.2 TSI	81	04.14	PR: 1ZA,1ZE						
	1.4 TGI	81	10.13	PR: 1ZA,1ZE						
	1.4 TSI	90	09.12	PR: 1ZA,1ZE						
	1.4 TSI	92	05.14	PR: 1ZA,1ZE						
	1.4 TSI	103	09.12	PR: 1ZA,1ZE						
	1.4 TSI	110	05.14	PR: 1ZA,1ZE						
	1.6 TDI	66	09.12	PR: 1ZA,1ZE						
	1.6 TDI	77	09.12	PR: 1ZA,1ZE						
	1.6 TDI	81	09.13	PR: 1ZA,1ZE						
	1.6 TDI 4Drive	77	04.14	PR: 1ZA,1ZE						
	1.6 TDI 4Drive	81	11.14	PR: 1ZA,1ZE						
	1.8 TSI	132	09.12	PR: 1ZA,1ZE						
	1.8 TSI 4Drive	132	11.14	PR: 1ZA,1ZE						
	2.0 Cupra	195	10.13	PR: 1ZA,1ZE						
	2.0 Cupra	206	10.13	PR: 1ZA,1ZE						
	2.0 TDI	81	05.13	PR: 1ZA,1ZE						
	2.0 TDI	105	05.13	PR: 1ZA,1ZE						
2.0 TDI	110	09.12	PR: 1ZA,1ZE							
2.0 TDI	135	09.12	PR: 1ZA,1ZE							
2.0 TDI 4Drive	110	04.14	PR: 1ZA,1ZE							
2.0 TDI 4Drive	135	11.14	PR: 1ZA,1ZE							
	1.0 TSI	85	05.15	PR: 1LJ,1LG	13.0460-2764.2	602764			24738 20,0 +/WK/S	LUC
	1.2 TSI	63	09.12	PR: 1LJ,1LG						
	1.2 TSI	77	09.12	PR: 1LJ,1LG						
	1.2 TSI	81	04.14	PR: 1LJ,1LG						
	1.4 TGI	81	10.13	PR: 1LJ,1LG						
	1.4 TSI	90	09.12	PR: 1LJ,1LG						
	1.4 TSI	92	05.14	PR: 1LJ,1LG						
	1.4 TSI	103	09.12	PR: 1LJ,1LG						
	1.4 TSI	110	05.14	PR: 1LJ,1LG						
	1.6 TDI	66	09.12	PR: 1LJ,1LG						
	1.6 TDI	77	09.12	PR: 1LJ,1LG						
	1.6 TDI	81	09.13	PR: 1LJ,1LG						
	1.6 TDI 4Drive	77	04.14	PR: 1LJ,1LG						
	1.6 TDI 4Drive	81	11.14	PR: 1LJ,1LG						
	1.8 TSI	132	09.12	PR: 1LJ,1LG						
	1.8 TSI 4Drive	132	11.14	PR: 1LJ,1LG						
	2.0 Cupra	195	10.13	PR: 1LJ,1LG						
	2.0 Cupra	206	10.13	PR: 1LJ,1LG						
	2.0 TDI	81	05.13	PR: 1LJ,1LG						
	2.0 TDI	105	05.13	PR: 1LJ,1LG						
2.0 TDI	110	09.12	PR: 1LJ,1LG							
2.0 TDI	135	09.12	PR: 1LJ,1LG							
2.0 TDI 4Drive	110	04.14	PR: 1LJ,1LG							
2.0 TDI 4Drive	135	11.14	PR: 1LJ,1LG							
2.0 Cupra	195	10.13		13.0460-4833.2	604833			24098 17,1 /WE	BRE	
2.0 Cupra	206	10.13								13.0470-4833.2
	1.0 TSI	85	05.15	PR: 1ZA	24.0125-0158.1	425158			312 25,0 22,0 V L +S +B	312 25,0 22,0 V L +S +B PD
	1.2 TSI	63	09.12	PR: 1ZA						
	1.2 TSI	77	09.12	PR: 1ZA						
	1.2 TSI	81	04.14	PR: 1ZA						
	1.4 TGI	81	10.13	PR: 1ZA						
	1.4 TSI	90	09.12	PR: 1ZA						
	1.4 TSI	92	05.14	PR: 1ZA						
	1.4 TSI	103	09.12	PR: 1ZA						
	1.4 TSI	110	05.14	PR: 1ZA						
	1.6 TDI	66	09.12	PR: 1ZA						
	1.6 TDI	77	09.12	PR: 1ZA						
	1.6 TDI	81	09.13	PR: 1ZA						
	1.6 TDI 4Drive	77	04.14	PR: 1ZA						
	1.6 TDI 4Drive	81	11.14	PR: 1ZA						
	1.8 TSI	132	09.12	PR: 1ZA						
	1.8 TSI 4Drive	132	11.14	PR: 1ZA						
	2.0 Cupra	195	10.13	PR: 1ZA						
	2.0 Cupra	206	10.13	PR: 1ZA						
	2.0 TDI	81	05.13	PR: 1ZA						
	2.0 TDI	105	05.13	PR: 1ZA						
2.0 TDI	110	09.12	PR: 1ZA							
2.0 TDI	135	09.12	PR: 1ZA							
2.0 TDI 4Drive	110	04.14	PR: 1ZA							
2.0 TDI 4Drive	135	11.14	PR: 1ZA							
	1.0 TSI	85	05.15	PR: 1ZE	24.0125-0145.1	425145			288 25,0 22,0 V L +S +B	288 25,0 22,0 V L +S +B PD
	1.2 TSI	63	09.12	PR: 1ZE						
	1.2 TSI	77	09.12	PR: 1ZE						
	1.2 TSI	81	04.14	PR: 1ZE						
	1.4 TGI	81	10.13	PR: 1ZE						
	1.4 TSI	90	09.12	PR: 1ZE						
	1.4 TSI	92	05.14	PR: 1ZE						
	1.4 TSI	103	09.12	PR: 1ZE						
	1.4 TSI	110	05.14	PR: 1ZE						
	1.6 TDI	66	09.12	PR: 1ZE						
	1.6 TDI	77	09.12	PR: 1ZE						
	1.6 TDI	81	09.13	PR: 1ZE						





SEAT LEON III (5F) / SC / ST (12-)

	1.6 TDI 4Drive	77	04.14	PR: 1ZE	24.0125-0145.1	425145		288 25,0 22,0 V L +S +B 288 25,0 22,0 V L +S +B PD
	1.6 TDI 4Drive	81	11.14	PR: 1ZE	24.0325-0145.1	525145		
	1.8 TSI	132	09.12	PR: 1ZE				
	1.8 TSI 4Drive	132	11.14	PR: 1ZE				
	2.0 Cupra	195	10.13	PR: 1ZE				
	2.0 Cupra	206	10.13	PR: 1ZE				
	2.0 TDI	81	05.13	PR: 1ZE				
	2.0 TDI	105	05.13	PR: 1ZE				
	2.0 TDI	110	09.12	PR: 1ZE				
	2.0 TDI	135	09.12	PR: 1ZE				
2.0 TDI 4Drive	110	04.14	PR: 1ZE					
2.0 TDI 4Drive	135	11.14	PR: 1ZE					
	1.0 TSI	85	05.15	PR: 1LJ,1LG	24.0130-0225.1	430225		340 30,0 27,0 V L +S +B
	1.2 TSI	63	09.12	PR: 1LJ,1LG				
	1.2 TSI	77	09.12	PR: 1LJ,1LG				
	1.2 TSI	81	04.14	PR: 1LJ,1LG				
	1.4 TGI	81	10.13	PR: 1LJ,1LG				
	1.4 TSI	90	09.12	PR: 1LJ,1LG				
	1.4 TSI	92	05.14	PR: 1LJ,1LG				
	1.4 TSI	103	09.12	PR: 1LJ,1LG				
	1.4 TSI	110	05.14	PR: 1LJ,1LG				
	1.6 TDI	66	09.12	PR: 1LJ,1LG				
	1.6 TDI	77	09.12	PR: 1LJ,1LG				
	1.6 TDI	81	09.13	PR: 1LJ,1LG				
	1.6 TDI 4Drive	77	04.14	PR: 1LJ,1LG				
	1.6 TDI 4Drive	81	11.14	PR: 1LJ,1LG				
	1.8 TSI	132	09.12	PR: 1LJ,1LG				
	1.8 TSI 4Drive	132	11.14	PR: 1LJ,1LG				
	2.0 Cupra	195	10.13	PR: 1LJ,1LG				
	2.0 Cupra	206	10.13	PR: 1LJ,1LG				
	2.0 TDI	81	05.13	PR: 1LJ,1LG				
	2.0 TDI	105	05.13	PR: 1LJ,1LG				
2.0 TDI	110	09.12	PR: 1LJ,1LG					
2.0 TDI	135	09.12	PR: 1LJ,1LG					
2.0 TDI 4Drive	110	04.14	PR: 1LJ,1LG					
2.0 TDI 4Drive	135	11.14	PR: 1LJ,1LG					
	1.0 TSI	85	05.15		24.0711-5273.3	360303		Radsensor Radsensor
	1.2 TSI	63	09.12		24.0711-5274.3	360304		
	1.2 TSI	77	09.12					
	1.2 TSI	81	04.14					
	1.4 TGI	81	10.13					
	1.4 TSI	90	09.12					
	1.4 TSI	92	05.14					
	1.4 TSI	103	09.12					
	1.4 TSI	110	05.14					
	1.6 TDI	66	09.12					
	1.6 TDI	77	09.12					
	1.6 TDI	81	09.13					
	1.6 TDI 4Drive	77	04.14					
	1.6 TDI 4Drive	81	11.14					
	1.8 TSI	132	09.12					
	1.8 TSI 4Drive	132	11.14					
2.0 Cupra	195	10.13						
2.0 Cupra	206	10.13						
2.0 TDI	81	05.13						
2.0 TDI	105	05.13						
2.0 TDI	110	09.12						
2.0 TDI	135	09.12						
2.0 TDI 4Drive	110	04.14						
2.0 TDI 4Drive	135	11.14						
	1.0 TSI	85	05.15	PR: 1KF,1KW	13.0460-2880.2	602880		23914 17,1 /WE/Zub/S LUC 23914 17,1 /WE/Zub/S LUC
	1.2 TSI	63	09.12	PR: 1KF,1KW	13.0470-2880.2	LD2880		
	1.2 TSI	77	09.12	PR: 1KF,1KW				
	1.2 TSI	81	04.14	PR: 1KF,1KW				
	1.4 TGI	81	10.13	PR: 1KF,1KW				
	1.4 TSI	90	09.12	PR: 1KF,1KW				
	1.4 TSI	92	05.14	PR: 1KF,1KW				
	1.4 TSI	103	09.12	PR: 1KF,1KW				
	1.4 TSI	110	05.14	PR: 1KF,1KW				
	1.6 TDI	66	09.12	PR: 1KF,1KW				
	1.6 TDI	77	09.12	PR: 1KF,1KW				
	1.6 TDI	81	09.13	PR: 1KF,1KW				
	1.6 TDI 4Drive	77	04.14	PR: 1KF,1KW				
	1.6 TDI 4Drive	81	11.14	PR: 1KF,1KW				
	1.8 TSI	132	09.12	PR: 1KF,1KW				
	1.8 TSI 4Drive	132	11.14	PR: 1KF,1KW				
2.0 Cupra	195	10.13	PR: 1KF,1KW					
2.0 Cupra	206	10.13	PR: 1KF,1KW					
2.0 TDI	81	05.13	PR: 1KF,1KW					
2.0 TDI	105	05.13	PR: 1KF,1KW					
2.0 TDI	110	09.12	PR: 1KF,1KW					
2.0 TDI	135	09.12	PR: 1KF,1KW					
2.0 TDI 4Drive	110	04.14	PR: 1KF,1KW					
2.0 TDI 4Drive	135	11.14	PR: 1KF,1KW					



SEAT LEON III (5F) / SC / ST (12-)




	1.0 TSI	85	05.15	PR: 1KD	24.0110-0277.1	410277		253 10,0 8,0 +S +B	
	1.2 TSI	63	09.12	PR: 1KD	24.0310-0277.1	510277		253 10,0 8,0 +S +B PD	
	1.2 TSI	77	09.12	PR: 1KD					
	1.2 TSI	81	04.14	PR: 1KD					
	1.4 TGI	81	10.13	PR: 1KD					
	1.4 TSI	90	09.12	PR: 1KD					
	1.4 TSI	92	05.14	PR: 1KD					
	1.4 TSI	103	09.12	PR: 1KD					
	1.4 TSI	110	05.14	PR: 1KD					
	1.6 TDI	66	09.12	PR: 1KD					
	1.6 TDI	77	09.12	PR: 1KD					
	1.6 TDI	81	09.13	PR: 1KD					
	1.6 TDI 4Drive	77	04.14	PR: 1KD					
	1.6 TDI 4Drive	81	11.14	PR: 1KD					
	1.8 TSI	132	09.12	PR: 1KD					
	1.8 TSI 4Drive	132	11.14	PR: 1KD					
	2.0 TDI	81	05.13	PR: 1KD					
	2.0 TDI	105	05.13	PR: 1KD					
	2.0 TDI	110	09.12	PR: 1KD					
	2.0 TDI	135	09.12	PR: 1KD					
	2.0 TDI 4Drive	110	04.14	PR: 1KD					
	2.0 TDI 4Drive	135	11.14	PR: 1KD					
	2.0 Cupra	195	10.13	PR: 1KD	24.0110-0277.1	410277		253 10,0 8,0 +S +B	
	2.0 Cupra	206	10.13	PR: 1KD					
		1.0 TSI	85	05.15	PR: 1KS	24.0110-0356.1	410356		272 9,7 8,0 +S +B
		1.2 TSI	63	09.12	PR: 1KS				
		1.2 TSI	77	09.12	PR: 1KS				
1.2 TSI		81	04.14	PR: 1KS					
1.4 TGI		81	10.13	PR: 1KS					
1.4 TSI		90	09.12	PR: 1KS					
1.4 TSI		92	05.14	PR: 1KS					
1.4 TSI		103	09.12	PR: 1KS					
1.4 TSI		110	05.14	PR: 1KS					
1.6 TDI		66	09.12	PR: 1KS					
1.6 TDI		77	09.12	PR: 1KS					
1.6 TDI		81	09.13	PR: 1KS					
1.6 TDI 4Drive		77	04.14	PR: 1KS					
1.6 TDI 4Drive		81	11.14	PR: 1KS					
1.8 TSI		132	09.12	PR: 1KS					
1.8 TSI 4Drive		132	11.14	PR: 1KS					
2.0 Cupra		195	10.13	PR: 1KS					
2.0 Cupra		206	10.13	PR: 1KS					
2.0 TDI		81	05.13	PR: 1KS					
2.0 TDI		105	05.13	PR: 1KS					
2.0 TDI		110	09.12	PR: 1KS					
2.0 TDI		135	09.12	PR: 1KS					
2.0 TDI 4Drive		110	04.14	PR: 1KS					
2.0 TDI 4Drive		135	11.14	PR: 1KS					
		1.0 TSI	85	05.15	PR: 1KF,1KW	24.0122-0219.1	422219		310 22,0 20,0 VL +B
		1.2 TSI	63	09.12	PR: 1KF,1KW				
		1.2 TSI	77	09.12	PR: 1KF,1KW				
	1.2 TSI	81	04.14	PR: 1KF,1KW					
	1.4 TGI	81	10.13	PR: 1KF,1KW					
	1.4 TSI	90	09.12	PR: 1KF,1KW					
	1.4 TSI	92	05.14	PR: 1KF,1KW					
	1.4 TSI	103	09.12	PR: 1KF,1KW					
	1.4 TSI	110	05.14	PR: 1KF,1KW					
	1.6 TDI	66	09.12	PR: 1KF,1KW					
	1.6 TDI	77	09.12	PR: 1KF,1KW					
	1.6 TDI	81	09.13	PR: 1KF,1KW					
	1.6 TDI 4Drive	77	04.14	PR: 1KF,1KW					
	1.6 TDI 4Drive	81	11.14	PR: 1KF,1KW					
	1.8 TSI	132	09.12	PR: 1KF,1KW					
	1.8 TSI 4Drive	132	11.14	PR: 1KF,1KW					
	2.0 Cupra	195	10.13	PR: 1KF,1KW					
	2.0 Cupra	206	10.13	PR: 1KF,1KW					
	2.0 TDI	81	05.13	PR: 1KF,1KW					
	2.0 TDI	105	05.13	PR: 1KF,1KW					
	2.0 TDI	110	09.12	PR: 1KF,1KW					
	2.0 TDI	135	09.12	PR: 1KF,1KW					
	2.0 TDI 4Drive	110	04.14	PR: 1KF,1KW					
	2.0 TDI 4Drive	135	11.14	PR: 1KF,1KW					
		1.0 TSI	85	05.15		24.0711-6230.3	360310	2 - autom. Distanzregelung ¹⁾	Radsensor
		1.2 TSI	63	09.12		24.0711-6337.3	360390	2 + autom. Distanzregelung ²⁾	Radsensor
		1.2 TSI	77	09.12					
1.2 TSI		81	04.14						
1.4 TGI		81	10.13						
1.4 TSI		90	09.12						
1.4 TSI		92	05.14						
1.4 TSI		103	09.12						
1.4 TSI		110	05.14						
1.6 TDI		66	09.12						
1.6 TDI		77	09.12						
1.6 TDI		81	09.13						
1.8 TSI		132	09.12						
2.0 Cupra		195	10.13						
2.0 Cupra		206	10.13						













¹⁾ - autom. distance control / - regolatore automatico distanza / - régulation de distance autom. / - regulación automática de distancia
²⁾ + autom. distance control / + regolatore automatico distanza / + régulation de distance autom. / + regulación automática de distancia



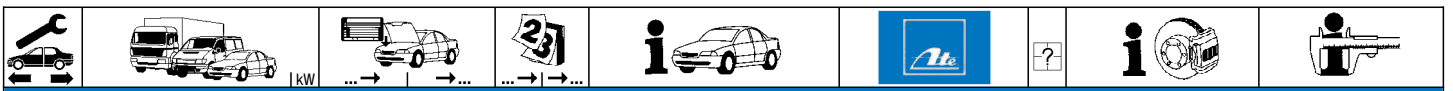
SEAT LEON III (5F) / SC / ST (12-)										
	2.0 TDI	81		05.13		24.0711-6230.3	360310	2	- autom. Distanzregelung ¹⁾	Radsensor
	2.0 TDI	105		05.13		24.0711-6337.3	360390	2	+ autom. Distanzregelung ²⁾	Radsensor
	2.0 TDI	110		09.12						
	2.0 TDI	135		09.12						
	1.6 TDI 4Drive	77		04.14		24.0711-5271.3	360301		- autom. Distanzregelung ¹⁾	Radsensor
	1.6 TDI 4Drive	81		11.14		24.0711-5272.3	360302		- autom. Distanzregelung ¹⁾	Radsensor
	1.8 TSI 4Drive	132		11.14		24.0711-5401.3	360330		+ autom. Distanzregelung ²⁾	Radsensor
	2.0 TDI 4Drive	110		04.14		24.0711-5402.3	360331		+ autom. Distanzregelung ²⁾	Radsensor
	2.0 TDI 4Drive	135		11.14						
	2.0 TDI 4Drive	135		11.14						
SEAT LEON III (5F) ST X-Perience (14-)										
	1.6 TDI	81		09.14	PR: 1ZA,1ZE	13.0460-2785.2	602785			25683 20,4 +/WK/S LUC
	1.8 TSI	132		09.14	PR: 1ZA,1ZE					
	2.0 TDI	110		09.14	PR: 1ZA,1ZE					
	2.0 TDI	135		09.14	PR: 1ZA,1ZE					
	1.6 TDI	81		09.14	PR: 1ZE	24.0125-0145.1	425145			288 25,0 22,0 V L +S +B
	1.8 TSI	132		09.14	PR: 1ZE	24.0325-0145.1	525145			288 25,0 22,0 V L +S +B PD
	2.0 TDI	110		09.14	PR: 1ZE					
	2.0 TDI	135		09.14	PR: 1ZE					
	1.6 TDI	81		09.14	PR: 1ZA	24.0125-0158.1	425158			312 25,0 22,0 V L +S +B
	1.8 TSI	132		09.14	PR: 1ZA	24.0325-0158.1	525158			312 25,0 22,0 V L +S +B PD
	2.0 TDI	110		09.14	PR: 1ZA					
	2.0 TDI	135		09.14	PR: 1ZA					
	1.6 TDI	81		09.14		24.0711-5273.3	360303	<input type="checkbox"/>		Radsensor
	1.8 TSI	132		09.14		24.0711-5274.3	360304	<input type="checkbox"/>		Radsensor
	2.0 TDI	110		09.14						
	2.0 TDI	135		09.14						
	1.6 TDI	81		09.14	PR: 1KD	24.0110-0277.1	410277			253 10,0 8,0 +S +B
	1.8 TSI	132		09.14	PR: 1KD	24.0310-0277.1	510277			253 10,0 8,0 +S +B PD
	2.0 TDI	110		09.14	PR: 1KD					
	2.0 TDI	135		09.14	PR: 1KD					
	1.6 TDI	81		09.14	PR: 1KS	24.0110-0356.1	410356			272 9,7 8,0 +S +B
	1.8 TSI	132		09.14	PR: 1KS					
	2.0 TDI	110		09.14	PR: 1KS					
	2.0 TDI	135		09.14	PR: 1KS					
	1.6 TDI	81		09.14		24.0711-5271.3	360301	<input type="checkbox"/>	- Distanzregelung ³⁾	Radsensor
	1.8 TSI	132		09.14		24.0711-5272.3	360302	<input type="checkbox"/>	- Distanzregelung ³⁾	Radsensor
	2.0 TDI	110		09.14		24.0711-5401.3	360330	<input type="checkbox"/>	+ Distanzregelung ⁴⁾	Radsensor
	2.0 TDI	135		09.14		24.0711-5402.3	360331	<input type="checkbox"/>	+ Distanzregelung ⁴⁾	Radsensor
SEAT MARBELLA (87-98)										
	0.8			01.87	12.92	13.0460-3939.2	603939			20775 18,0 /WE BDX
	0.9			01.87	10.98	13.0460-0410.2	610410			Belagsatz-Zubehör BDX
	0.8			01.87	12.92	24.0111-0130.1	411130			227 10,8 9,0 +B
	0.9			01.87	10.98					
	0.8			01.87	12.92	03.0137-0015.2	650015			185 x 31 AUT FI
	0.9			01.87	10.98	03.0137-9021.2	669021			Bremsbacken-Zubehör FI
	0.8			01.87	12.92	24.0218-5001.1	480012			185/186,8 x 36,5
	0.9			01.87	10.98					
SEAT Mii (12-)										
	1.0	44		05.12		13.0460-7111.2	607111			23130 19,6 + VW
	1.0	55		05.12		13.0470-7111.2	LD7111			23130 19,6 + VW
	1.0 EcoFuel	50		11.12						
	1.0	44		05.12		24.0122-0281.1	422281			256 22,0 19,0 V L +S +B
	1.0	55		05.12						
	1.0 EcoFuel	50		11.12						
	1.0	44		05.12		24.0711-5273.3	360303	<input type="checkbox"/>		Radsensor
	1.0	55		05.12		24.0711-5274.3	360304	<input type="checkbox"/>		Radsensor
	1.0 EcoFuel	50		11.12						
	1.0	44		05.12		24.0711-6233.3	360315	<input type="checkbox"/>		Radsensor
	1.0	55		05.12		24.0711-6234.3	360316	<input type="checkbox"/>		Radsensor
	1.0 EcoFuel	50		11.12						
	1.0	44		05.12		03.0137-0268.2	650268			200 x 40 HEB VW
	1.0	55		05.12		03.0137-9168.2	669168			Bremsbacken-Zubehör VW
	1.0 EcoFuel	50		11.12						
	1.0	44		05.12		03.0520-4817.3	694817			17,46/200x40 TopKit VW
	1.0	55		05.12						
	1.0 EcoFuel	50		11.12						
SEAT TERRA (87-96)										
	0.9			03.87	12.96	13.0460-3939.2	603939			20775 18,0 /WE BDX
	1.3 D			03.90	12.96	13.0460-0410.2	610410			Belagsatz-Zubehör BDX
	1.4 D			01.90	12.96					
	0.9			03.87	12.96	24.0111-0130.1	411130			227 10,8 9,0 +B
	1.3 D			03.90	12.96					
	1.4 D			01.90	12.96					

1) - autom. distance control / - regolatore automatico distanza / - régulateur de distance autom. / - regulación automática de distancia
2) + autom. distance control / + regolatore automatico distanza / + régulateur de distance autom. / + regulación automática de distancia
3) - distance control / - regolazione della distanza / - régulateur de distance / - regulación de distancia
4) + distance control / + regolazione della distanza / + régulateur de distance / + regulación de distancia

SEAT TERRA (87-96)												
	0.9 1.3 D 1.4 D			03.87 03.90 01.90	12.96 12.96 12.96			03.0137-0015.2 03.0137-9021.2	650015 669021		185 x 31 AUT Bremsbacken-Zubehör	FI FI
SEAT TOLEDO I (1L) (91-98)												
	1.6 i 1.8 i 1.9 D 1.9 TD			09.91 09.91 09.91 09.91	08.96 08.96 08.96 08.96			13.0460-7032.2	607032		20887 19,7 +/Zub	VW
	1.8 i 16V 1.9 TDI 2.0 i		1L-TR017000	09.91 09.91 09.91	03.94 08.96 08.96			13.0460-2821.2	602821		21945 16,0 /S	LUC
	1.9 TDI 2.0 i 16V		1L-TR016999	04.95 03.94	08.96 08.96			13.0460-2958.2	602958		20168 19,3 /S	LUC
	1.6 i 1.8 i 1.9 D 1.9 TD 1.9 TDI 2.0 i 2.0 i 16V			09.96 09.96 09.96 09.96 09.96 09.96 09.96	09.98 09.98 09.98 09.98 09.98 09.98 09.98			13.0460-7072.2	607072		21866 19,7 +	VW
	1.6 i 1.8 i 1.9 D 1.9 TD 1.9 TDI 2.0 i 2.0 i 16V			09.96 09.96 09.96 09.96 09.96 09.96 09.96	09.98 09.98 09.98 09.98 09.98 09.98 09.98			13.0460-7101.2	607101		21866 15,3 +	VW
	1.6 i 1.8 i 1.9 D 1.9 TD 1.9 TDI 2.0 i 2.0 i 16V			09.96 09.96 09.96 09.96 09.96 09.96 09.96	09.98 09.98 09.98 09.98 09.98 09.98 09.98			13.0460-2958.2	602958		20168 19,3 /S	LUC
	1.6 i 1.8 i 1.9 D 1.9 TD 1.9 TDI 2.0 i 2.0 i 16V			09.96 09.96 09.96 09.96 09.96 09.96 09.96	09.98 09.98 09.98 09.98 09.98 09.98 09.98			13.0460-2821.2	602821		21945 16,0 /S	LUC
	1.6 i 1.8 i 1.9 D 1.9 TD			09.91 09.91 09.91 09.91	08.96 08.96 08.96 08.96			24.0112-0106.1 24.0312-0106.1	412106 512106		239 12,0 10,0 +S +B 239 12,0 10,0 +S +B PD	
	1.9 TDI		1L-TR016999	04.95				24.0113-0178.1 24.0313-0178.1	413178 513178		256 12,9 11,0 +S +B 256 12,9 11,0 +S +B PD	
	1.8 i 1.8 i 16V 1.9 TDI 2.0 i		1L-TR017000	09.91 09.91 09.91 09.91	08.96 03.94 08.96 08.96			24.0120-0128.1 24.0320-0128.1	420128 520128		256 20,0 18,0 V L +S +B 256 20,0 18,0 V L +S +B PD	
	2.0 i 16V			03.94	08.96			24.0122-0100.1 24.0322-0100.1	422100 522100		280 22,0 20,0 V L +B 280 22,0 20,0 V L +B PD	
	1.6 i 1.8 i 1.9 D 1.9 TD 1.9 TDI 2.0 i 2.0 i 16V			09.96 09.96 09.96 09.96 09.96 09.96 09.96	09.98 09.98 09.98 09.98 09.98 09.98 09.98			24.0112-0106.1 24.0312-0106.1	412106 512106		239 12,0 10,0 +S +B 239 12,0 10,0 +S +B PD	
	1.6 i 1.8 i 1.9 D 1.9 TD 1.9 TDI 2.0 i 2.0 i 16V			09.96 09.96 09.96 09.96 09.96 09.96 09.96	09.98 09.98 09.98 09.98 09.98 09.98 09.98			24.0120-0123.1 24.0320-0123.1	420123 520123		239 20,0 18,0 V L +S +B 239 20,0 18,0 V L +S +B PD	
	1.6 i 1.8 i 1.9 D 1.9 TD 1.9 TDI 2.0 i 2.0 i 16V			09.96 09.96 09.96 09.96 09.96 09.96 09.96	09.98 09.98 09.98 09.98 09.98 09.98 09.98			24.0122-0100.1 24.0322-0100.1	422100 522100		280 22,0 20,0 V L +B 280 22,0 20,0 V L +B PD	
	1.6 i 1.8 i 1.9 D 1.9 TD 1.9 TDI 2.0 i 2.0 i 16V			09.96 09.96 09.96 09.96 09.96 09.96 09.96	09.98 09.98 09.98 09.98 09.98 09.98 09.98			24.0120-0128.1 24.0320-0128.1	420128 520128		256 20,0 18,0 V L +S +B 256 20,0 18,0 V L +S +B PD	

SEAT TOLEDO I (1L) (91-98)												
	1.6 i 1.8 i 1.8 i 16V 1.9 D 1.9 TD 1.9 TDI 2.0 i 2.0 i 16V			09.91 09.91 09.91 09.91 09.91 04.95 09.91 03.94	09.98 09.98 09.98 09.98 09.98 09.98 09.98 09.98			24.0711-1361.3 24.0711-1362.3	360022 360023		Radsensor Radsensor	
	1.8 i 16V 2.0 i 1.9 TDI 2.0 i 2.0 i 16V	85	1L-ZD328000	09.91 09.91 04.95 08.96 08.96 03.94	03.94 08.96 08.96 08.96 08.96			13.0460-2937.2 13.0460-0419.2	602937 610419		20961 15,2 /Zub/S Belagsatz-Zubehör 20961 17,2 /Zub/S Belagsatz-Zubehör 20961 17,2 /Zub/S Belagsatz-Zubehör	LUC LUC LUC LUC
	1.6 i 1.8 i 1.9 D 1.9 TD 1.9 TDI 2.0 i 2.0 i 16V	55 85 110		09.96 09.96 09.96 09.96 09.96 09.96 09.96	09.98 09.98 09.98 09.98 09.98 09.98 09.98	PR: 1KD,1KK PR: 1KD,1KK PR: 1KD,1KK PR: 1KD,1KK PR: 1KD,1KK PR: 1KD,1KK PR: 1KD,1KK		13.0460-2984.2 13.0460-0072.2	602984 610072		20961 17,2 /Zub/S Belagsatz-Zubehör	LUC LUC
	1.8 i 16V 1.9 TDI 2.0 i 2.0 i 16V	85 110		09.91 11.95 09.91 03.94	03.94 08.96 08.96 08.96			24.0110-0111.1 24.0110-0275.2	410111 410275	ohne Sensorring ¹⁾ mit Sensorring ²⁾	226 10,0 8,0 +B 226 10,0 8,0	
	1.6 i 1.8 i 1.9 D 1.9 TD 1.9 TDI 2.0 i 2.0 i 16V	55 85 110		09.96 09.96 09.96 09.96 09.96 09.96 09.96	09.98 09.98 09.98 09.98 09.98 09.98 09.98	PR: 1KK PR: 1KK PR: 1KK PR: 1KK PR: 1KK PR: 1KK PR: 1KK		24.0110-0203.1 24.0110-0276.2	410203 410276	mit Sensorring ²⁾	226 10,0 8,0 +B 226 10,0 8,0	
	1.6 i 1.8 i 1.9 D 1.9 TD 1.9 TDI 2.0 i 2.0 i 16V	55 85 110		09.96 09.96 09.96 09.96 09.96 09.96 09.96	09.98 09.98 09.98 09.98 09.98 09.98 09.98	PR: 1KD PR: 1KD PR: 1KD PR: 1KD PR: 1KD PR: 1KD PR: 1KD		24.0110-0111.1 24.0110-0275.2	410111 410275		226 10,0 8,0 +B 226 10,0 8,0	
	1.6 i 1.8 i 1.8 i 16V 1.9 D 1.9 TD 1.9 TDI 2.0 i 2.0 i 16V	55 85 110	1L-ZR054453 1L-ZR054453 1L-ZR054453 1L-ZR054453 1L-ZR054453 1L-ZR054453 1L-ZR054453 1L-ZR054453	09.91 09.91 09.91 09.91 04.95 09.91 03.94				24.0721-1925.1	360039	2 	Radsensor L=1220	
	1.6 i 1.8 i 1.8 i 16V 1.9 D 1.9 TD 1.9 TDI 2.0 i 2.0 i 16V	1L-TR000001 1L-TR000001 1L-TR000001 1L-TR000001 55 1L-TR000001 1L-TR000001 85 1L-TR000001 110 1L-TR000001		09.98 09.98 03.94 09.98 09.98 09.98 09.98 09.98				24.0721-1957.3	360293	2 	Radsensor L=1198	
	1.6 i 1.6 i 1.8 i 1.9 D 1.9 TD 1.9 TDI		1L-ZD310000 1L-ZD310001	09.91 09.91 09.91 09.91 09.91 04.95	09.98 09.98 09.98 09.98 09.98 09.98			03.0137-0126.2 03.0137-9008.2	650126 669008		180 x 31 HEB Bremsbacken-Zubehör	
	1.6 i 1.6 i 1.8 i 1.9 D 1.9 TD 1.9 TDI		1L-ZD310000 1L-ZD310001	09.91 09.91 09.91 09.91 09.91 04.95	09.98 09.98 09.98 09.98 09.98 09.98			03.0137-0268.2 03.0137-9168.2	650268 669168		200 x 40 HEB Bremsbacken-Zubehör	VW VW
	1.6 i 1.6 i 1.8 i 1.9 D 1.9 TD 1.9 TDI		1L-ZD310000 1L-ZD310001	09.91 09.91 09.91 09.91 09.91 04.95	09.98 09.98 09.98 09.98 09.98 09.98			24.0218-0007.1 24.0218-0707.2	480003 480211		180/181 x 38,5 - Lager 180/181 x 38,5 + Lager	
	1.6 i 1.6 i 1.8 i 1.9 D 1.9 TD 1.9 TDI		1L-ZD310000 1L-ZD310001	09.91 09.91 09.91 09.91 09.91 04.95	09.98 09.98 09.98 09.98 09.98 09.98			24.0220-0018.1 24.0220-0718.2	480019 480209	ohne Sensorring ¹⁾ ohne Sensorring ¹⁾	200/201 x 50,5 - Lager 200/201,5 x 50,5 + Lager	
	1.6 i 1.6 i 1.8 i 1.9 D 1.9 TD 1.9 TDI		1L-ZD310000 1L-ZD310001	09.91 09.91 09.91 09.91 09.91 04.95	09.98 09.98 09.98 09.98 09.98 09.98			03.0420-0617.3 03.0520-3917.3	680617 693917	+ Rz GG ³⁾ + Rz ALU ⁴⁾	17,46/180x31 Kit 17,46/180x31 TopKit	VW VW
	1.6 i 1.6 i 1.8 i 1.9 D 1.9 TD 1.9 TDI		1L-ZD310000 1L-ZD310001	09.91 09.91 09.91 09.91 09.91 04.95	09.98 09.98 09.98 09.98 09.98 09.98			03.0420-1517.3 03.0520-1517.3	681517 691517		17,46/200x40 Kit 17,46/200x40 TopKit	VW VW
SEAT TOLEDO II (1M2) (98-04)												
	1.4 i 16V 1.6 i 1.8 4x4 1.8 i 20V 1.8 i 20VT 1.9 SDI 1.9 TDI	55 132 50 66		07.99 10.98 05.01 10.98 05.01 11.99 10.98	09.04 09.04 09.04 09.04 09.04 09.04 09.04	PR: 1LQ PR: 1LQ PR: 1LQ PR: 1LQ PR: 1LQ PR: 1LQ PR: 1LQ		13.0460-7111.2 13.0470-7111.2	607111 LD7111		23130 19,6 + 23130 19,6 +	VW VW

















¹⁾ without sensor ring / senza sensori / sans secours ABS / sin anillo sensor ABS
²⁾ with sensor ring / con sensori / avec secours ABS / con anillo sensor ABS
³⁾ + WC cast iron / + CR ghisa / + CR fonte grise / + CR fundición de gris
⁴⁾ + WC aluminium / + CR alluminio / + CR aluminium / + CR aluminio


























SEAT TOLEDO II (1M2) (98-04)

	1.9 TDI	81		10.98	09.04	PR: 1LQ	13.0460-7111.2	607111		23130 19,6 +	VW
	1.9 TDI	96		05.03	09.04	PR: 1LQ	13.0470-7111.2	LD7111		23130 19,6 +	VW
	1.9 TDI	110		10.00	09.04	PR: 1LQ					
	2.3 i V5			10.98	09.04	PR: 1LQ					
	2.8	150		10.00	09.04	PR: 1LQ					
	2.8 4x4	150		05.02	09.04	PR: 1LQ					
	1.4 i 16V	55		07.99	09.04	PR: 1LR,1LS	13.0460-7117.2	607117		23131 19,6 +/WK	VW
	1.6 i			10.98	09.04	PR: 1LR,1LS	13.0470-7117.2	LD7117		23131 19,6 +/WK	VW
	1.8 4x4			05.01	09.04	PR: 1LR,1LS					
	1.8 i 20V			10.98	09.04	PR: 1LR,1LS					
1.8 i 20VT	132		05.01	09.04	PR: 1LR,1LS						
1.9 SDI	50		11.99	09.04	PR: 1LR,1LS						
1.9 TDI	66		10.98	09.04	PR: 1LR,1LS						
1.9 TDI	81		10.98	09.04	PR: 1LR,1LS						
1.9 TDI	96		05.03	09.04	PR: 1LR,1LS						
1.9 TDI	110		10.00	09.04	PR: 1LR,1LS						
2.3 i V5			10.98	09.04	PR: 1LR,1LS						
2.8	150		10.00	09.04	PR: 1LR,1LS						
2.8 4x4	150		05.02	09.04	PR: 1LR,1LS						
1.4 i 16V	55	X-800 000	07.99	09.04	PR: 1LN,1LE,1ZE,1ZH	13.0460-7081.2	607081		21911 20,3 +	ATE	
1.6 i		X-800 000	10.98	09.04	PR: 1LN,1LE,1ZE,1ZH	13.0470-7081.2	LD7081		21911 20,3 +	ATE	
1.8 4x4		X-800 000	05.01	09.04	PR: 1LN,1LE,1ZE,1ZH						
1.8 i 20V		X-800 000	10.98	09.04	PR: 1LN,1LE,1ZE,1ZH						
1.8 i 20VT	132	X-800 000	05.01	09.04	PR: 1LN,1LE,1ZE,1ZH						
1.9 SDI	50	X-800 000	11.99	09.04	PR: 1LN,1LE,1ZE,1ZH						
1.9 TDI	66	X-800 000	10.98	09.04	PR: 1LN,1LE,1ZE,1ZH						
1.9 TDI	81	X-800 000	10.98	09.04	PR: 1LN,1LE,1ZE,1ZH						
1.9 TDI	96	X-800 000	05.03	09.04	PR: 1LN,1LE,1ZE,1ZH						
1.9 TDI	110	X-800 000	10.00	09.04	PR: 1LN,1LE,1ZE,1ZH						
2.3 i V5		X-800 000	10.98	09.04	PR: 1LN,1LE,1ZE,1ZH						
2.8	150	X-800 000	10.00	09.04	PR: 1LN,1LE,1ZE,1ZH						
2.8 4x4	150	X-800 000	05.02	09.04	PR: 1LN,1LE,1ZE,1ZH						
1.4 i 16V	55	Y-000 001	09.04	09.04	PR: 1LN,1LE,1ZE,1ZH	13.0460-7122.2	607122		23392 20,3 +/WK	ATE	
1.6 i		Y-000 001	09.04	09.04	PR: 1LN,1LE,1ZE,1ZH	13.0470-7122.2	LD7122		23392 20,3 +/WK	ATE	
1.8 4x4		Y-000 001	09.04	09.04	PR: 1LN,1LE,1ZE,1ZH						
1.8 i 20V		Y-000 001	09.04	09.04	PR: 1LN,1LE,1ZE,1ZH						
1.8 i 20VT	132	Y-000 001	09.04	09.04	PR: 1LN,1LE,1ZE,1ZH						
1.9 SDI	50	Y-000 001	09.04	09.04	PR: 1LN,1LE,1ZE,1ZH						
1.9 TDI	66	Y-000 001	09.04	09.04	PR: 1LN,1LE,1ZE,1ZH						
1.9 TDI	81	Y-000 001	09.04	09.04	PR: 1LN,1LE,1ZE,1ZH						
1.9 TDI	96	Y-000 001	09.04	09.04	PR: 1LN,1LE,1ZE,1ZH						
1.9 TDI	110	Y-000 001	09.04	09.04	PR: 1LN,1LE,1ZE,1ZH						
2.3 i V5		Y-000 001	09.04	09.04	PR: 1LN,1LE,1ZE,1ZH						
2.8	150	Y-000 001	09.04	09.04	PR: 1LN,1LE,1ZE,1ZH						
2.8 4x4	150	Y-000 001	09.04	09.04	PR: 1LN,1LE,1ZE,1ZH						
1.4 i 16V	55		07.99	09.04	PR: 1LJ,1ZQ	13.0460-7122.2	607122		23392 20,3 +/WK	ATE	
1.6 i			10.98	09.04	PR: 1LJ,1ZQ	13.0470-7122.2	LD7122		23392 20,3 +/WK	ATE	
1.8 4x4			05.01	09.04	PR: 1LJ,1ZQ						
1.8 i 20V			10.98	09.04	PR: 1LJ,1ZQ						
1.8 i 20VT	132		05.01	09.04	PR: 1LJ,1ZQ						
1.9 SDI	50		11.99	09.04	PR: 1LJ,1ZQ						
1.9 TDI	66		04.99	09.04	PR: 1LJ,1ZQ						
1.9 TDI	81		10.98	09.04	PR: 1LJ,1ZQ						
1.9 TDI	96		05.03	09.04	PR: 1LJ,1ZQ						
1.9 TDI	110		10.00	09.04	PR: 1LJ,1ZQ						
2.3 i V5			10.98	09.04	PR: 1LJ,1ZQ						
2.8	150		10.00	09.04	PR: 1LJ,1ZQ						
2.8 4x4	150		05.02	09.04	PR: 1LJ,1ZQ						
	1.4 i 16V	55		07.99	09.04	PR: 1LQ	24.0122-0151.1	422151		256 22,0 19,0 V L +S +B	
	1.6 i			10.98	09.04	PR: 1LQ	24.0322-0151.1	522151		256 22,0 19,0 V L +S +B PD	
	1.8 4x4			05.01	09.04	PR: 1LQ					
	1.8 i 20V			10.98	09.04	PR: 1LQ					
	1.8 i 20VT	132		05.01	09.04	PR: 1LQ					
	1.9 SDI	50		11.99	09.04	PR: 1LQ					
	1.9 TDI	66		10.98	09.04	PR: 1LQ					
	1.9 TDI	81		10.98	09.04	PR: 1LQ					
	1.9 TDI	96		05.03	09.04	PR: 1LQ					
	1.9 TDI	110		10.00	09.04	PR: 1LQ					
2.3 i V5			10.98	09.04	PR: 1LQ						
2.8	150		10.00	09.04	PR: 1LQ						
2.8 4x4	150		05.02	09.04	PR: 1LQ						
1.4 i 16V	55		07.99	09.04	PR: 1LR,1LS	24.0122-0150.1	422150		280 22,0 19,0 V L +S +B		
1.6 i			10.98	09.04	PR: 1LR,1LS						
1.8 4x4			05.01	09.04	PR: 1LR,1LS						
1.8 i 20V			10.98	09.04	PR: 1LR,1LS						
1.8 i 20VT	132		05.01	09.04	PR: 1LR,1LS						
1.9 SDI	50		11.99	09.04	PR: 1LR,1LS						
1.9 TDI	66		10.98	09.04	PR: 1LR,1LS						
1.9 TDI	81		10.98	09.04	PR: 1LR,1LS						
1.9 TDI	96		05.03	09.04	PR: 1LR,1LS						
1.9 TDI	110		10.00	09.04	PR: 1LR,1LS						
2.3 i V5			10.98	09.04	PR: 1LR,1LS						
2.8	150		10.00	09.04	PR: 1LR,1LS						
2.8 4x4	150		05.02	09.04	PR: 1LR,1LS						
1.4 i 16V	55		07.99	09.04	PR: 1LJ,1ZQ	24.0125-0123.1	425123		310 25,0 22,0 V L +B		
1.6 i			10.98	09.04	PR: 1LJ,1ZQ						



								
SEAT TOLEDO II (1M2) (98-04)								
	1.8 4x4 1.8 i 20V 1.8 i 20V T 1.9 SDI 1.9 TDI 1.9 TDI 1.9 TDI 1.9 TDI 2.3 i V5 2.8 2.8 4x4	132 50 66 81 96 110 150 150		05.01 09.04 PR: 1LJ,1ZQ 10.98 09.04 PR: 1LJ,1ZQ 05.01 09.04 PR: 1LJ,1ZQ 11.99 09.04 PR: 1LJ,1ZQ 04.99 09.04 PR: 1LJ,1ZQ 10.98 09.04 PR: 1LJ,1ZQ 05.03 09.04 PR: 1LJ,1ZQ 10.00 09.04 PR: 1LJ,1ZQ 10.98 09.04 PR: 1LJ,1ZQ 10.00 09.04 PR: 1LJ,1ZQ 05.02 09.04 PR: 1LJ,1ZQ	24.0125-0123.1 425123			310 25,0 22,0 V L +B
	1.4 i 16V 1.6 i 1.8 4x4 1.8 i 20V 1.8 i 20V T 1.9 SDI 1.9 TDI 1.9 TDI 1.9 TDI 1.9 TDI 2.3 i V5 2.8 2.8 4x4	55 132 50 66 81 96 110 150 150		07.99 09.04 PR: 1LN,1LE,1ZE,1ZH 10.98 09.04 PR: 1LN,1LE,1ZE,1ZH 05.01 09.04 PR: 1LN,1LE,1ZE,1ZH 10.98 09.04 PR: 1LN,1LE,1ZE,1ZH 05.01 09.04 PR: 1LN,1LE,1ZE,1ZH 11.99 09.04 PR: 1LN,1LE,1ZE,1ZH 04.99 09.04 PR: 1LN,1LE,1ZE,1ZH 10.98 09.04 PR: 1LN,1LE,1ZE,1ZH 05.03 09.04 PR: 1LN,1LE,1ZE,1ZH 10.00 09.04 PR: 1LN,1LE,1ZE,1ZH 10.98 09.04 PR: 1LN,1LE,1ZE,1ZH 10.00 09.04 PR: 1LN,1LE,1ZE,1ZH 05.02 09.04 PR: 1LN,1LE,1ZE,1ZH	24.0125-0113.1 425113 24.0325-0113.1 525113			288 25,0 22,0 V L +S +B 288 25,0 22,0 V L +S +B PD
	1.4 i 16V 1.6 i 1.8 4x4 1.8 i 20V 1.8 i 20V T 1.9 SDI 1.9 TDI 1.9 TDI 1.9 TDI 1.9 TDI 2.3 i V5 2.8 2.8 4x4	55 132 50 66 81 96 110 150 150		07.99 09.04 10.98 09.04 05.01 09.04 10.98 09.04 05.01 09.04 11.99 09.04 10.98 09.04 10.98 09.04 05.03 09.04 10.00 09.04 10.98 09.04 05.02 09.04 09.02 09.04	24.0711-1361.3 360022 24.0711-1362.3 360023	 		Radsensor Radsensor
	1.4 i 16V 1.6 i 1.8 4x4 1.8 i 20V 1.8 i 20V T 1.9 SDI 1.9 TDI 1.9 TDI 1.9 TDI 1.9 TDI 2.3 i V5 2.8 2.8 4x4	55 132 50 66 81 96 110 150 150		07.99 09.04 PR: 1KK,1KP,1KQ 10.98 09.04 PR: 1KK,1KP,1KQ 05.01 09.04 PR: 1KK,1KP,1KQ 10.98 09.04 PR: 1KK,1KP,1KQ 05.01 09.04 PR: 1KK,1KP,1KQ 11.99 09.04 PR: 1KK,1KP,1KQ 10.98 09.04 PR: 1KK,1KP,1KQ 10.98 09.04 PR: 1KK,1KP,1KQ 05.03 09.04 PR: 1KK,1KP,1KQ 10.00 09.04 PR: 1KK,1KP,1KQ 10.98 09.04 PR: 1KK,1KP,1KQ 10.00 09.04 PR: 1KK,1KP,1KQ 05.02 09.04 PR: 1KK,1KP,1KQ	13.0460-2894.2 602894 13.0470-2894.2 LD2894 13.0460-0072.2 610072			20961 17,4 /Zub/S LUC 20961 17,4 /Zub/S LUC Belagsatz-Zubehör LUC
	1.4 i 16V 1.6 i 1.8 4x4 1.8 i 20V 1.8 i 20V T 1.9 SDI 1.9 TDI 1.9 TDI 1.9 TDI 1.9 TDI 2.3 i V5 2.8 2.8 4x4	55 132 50 66 81 96 110 150 150		07.99 09.04 PR: 1KY,2EE 10.98 09.04 PR: 1KY,2EE 05.01 09.04 PR: 1KY,2EE 10.98 09.04 PR: 1KY,2EE 05.01 09.04 PR: 1KY,2EE 11.99 09.04 PR: 1KY,2EE 10.98 09.04 PR: 1KY,2EE 10.98 09.04 PR: 1KY,2EE 05.03 09.04 PR: 1KY,2EE 10.00 09.04 PR: 1KY,2EE 10.98 09.04 PR: 1KY,2EE 10.00 09.04 PR: 1KY,2EE 05.02 09.04 PR: 1KY,2EE	13.0460-2886.2 602886 13.0470-2886.2 LD2886 13.0460-0072.2 610072			20961 16,2 /S LUC 20961 16,2 /S LUC Belagsatz-Zubehör LUC
	1.4 i 16V 1.6 i 1.8 4x4 1.8 i 20V 1.8 i 20V T 1.9 SDI 1.9 TDI 1.9 TDI 1.9 TDI 1.9 TDI 2.3 i V5 2.8 2.8 4x4	55 132 50 66 81 96 110 150 150		07.99 09.04 PR: 1KK,1KP,1KQ 10.98 09.04 PR: 1KK,1KP,1KQ 05.01 09.04 PR: 1KK,1KP,1KQ 10.98 09.04 PR: 1KK,1KP,1KQ 05.01 09.04 PR: 1KK,1KP,1KQ 11.99 09.04 PR: 1KK,1KP,1KQ 10.98 09.04 PR: 1KK,1KP,1KQ 10.98 09.04 PR: 1KK,1KP,1KQ 05.03 09.04 PR: 1KK,1KP,1KQ 10.00 09.04 PR: 1KK,1KP,1KQ 10.98 09.04 PR: 1KK,1KP,1KQ 10.00 09.04 PR: 1KK,1KP,1KQ 05.02 09.04 PR: 1KK,1KP,1KQ	24.0109-0123.1 409123 24.0309-0123.1 509123			230 9,0 7,0 +S +B 230 9,0 7,0 +S +B PD
	1.4 i 16V 1.6 i 1.8 4x4 1.8 i 20V 1.8 i 20V T 1.9 SDI 1.9 TDI 1.9 TDI 1.9 TDI 1.9 TDI 2.3 i V5	55 132 50 66 81 96 110		07.99 09.04 PR: 1KY,2EE 10.98 09.04 PR: 1KY,2EE 05.01 09.04 PR: 1KY,2EE 10.98 09.04 PR: 1KY,2EE 05.01 09.04 PR: 1KY,2EE 11.99 09.04 PR: 1KY,2EE 10.98 09.04 PR: 1KY,2EE 10.98 09.04 PR: 1KY,2EE 05.03 09.04 PR: 1KY,2EE 10.00 09.04 PR: 1KY,2EE 10.98 09.04 PR: 1KY,2EE	24.0122-0163.1 422163 24.0322-0163.1 522163			256 22,0 20,0 V L +B 256 22,0 20,0 V L +B PD

									
SEAT TOLEDO II (1M2) (98-04)									
	2.8 2.8 4x4	150 150	10.00 05.02	09.04 09.04	PR: 1KY,2EE PR: 1KY,2EE	24.0122-0163.1 24.0322-0163.1	422163 522163	256 22,0 20,0 V L +B 256 22,0 20,0 V L +B PD	
	1.4 i 16V 1.6 i 1.8 4x4 1.8 i 20V 1.8 i 20VT 1.9 SDI 1.9 TDI 1.9 TDI 1.9 TDI 2.3 i V5 2.8 2.8 4x4	55 132 50 66 81 96 110 150 150	07.99 10.98 05.01 10.98 05.01 11.99 10.98 10.98 05.03 10.00 10.98 10.00 05.02	09.04 09.04 09.04 09.04 09.04 09.04 09.04 09.04 09.04 09.04 09.04 09.04 09.04		24.0741-1107.3	360042	2  Radsensor	
SEAT TOLEDO III (5P2) (05-09)									
	1.4 16V 1.6 i 16V 1.8 TFSI 1.9 TDI 2.0 FSI 2.0 TDI 2.0 TDI 2.0 TFSI	63 75 118 77 110 125 147	05.06 10.04 01.07 10.04 10.04 10.04 01.06 11.05	03.09 03.09 03.09 03.09 03.09 03.09 03.09 03.09	PR: 1ZF PR: 1ZF PR: 1ZF PR: 1ZF PR: 1ZF PR: 1ZF PR: 1ZF PR: 1ZF	13.0460-7117.2 13.0470-7117.2	607117 LD7117	23131 19,6 +/WK 23131 19,6 +/WK	VW VW
	1.4 16V 1.6 i 16V 1.8 TFSI 1.9 TDI 2.0 FSI 2.0 TDI 2.0 TDI 2.0 TFSI	63 75 118 77 110 125 147	05.06 10.04 01.07 10.04 10.04 10.04 01.06 11.05	03.09 03.09 03.09 03.09 03.09 03.09 03.09 03.09	PR: 1ZE PR: 1ZE PR: 1ZE PR: 1ZE PR: 1ZE PR: 1ZE PR: 1ZE PR: 1ZE	13.0460-7184.2 13.0470-7184.2	607184 LD7184	23587 20,6 +/WK 23587 20,6 +/WK	ATE ATE
	1.4 16V 1.6 i 16V 1.8 TFSI 1.9 TDI 2.0 FSI 2.0 TDI 2.0 TDI 2.0 TFSI	63 75 118 77 110 125 147	05.06 10.04 01.07 10.04 10.04 10.04 01.06 11.05	03.09 03.09 03.09 03.09 03.09 03.09 03.09 03.09	PR: 1ZF PR: 1ZF PR: 1ZF PR: 1ZF PR: 1ZF PR: 1ZF PR: 1ZF PR: 1ZF	24.0122-0210.1 24.0322-0210.1	422210 522210	280 22,0 19,0 V L +S +B 280 22,0 19,0 V L +S +B PD	
	1.4 16V 1.6 i 16V 1.8 TFSI 1.9 TDI 2.0 FSI 2.0 TDI 2.0 TDI 2.0 TFSI	63 75 118 77 110 125 147	05.06 10.04 01.07 10.04 10.04 10.04 01.06 11.05	03.09 03.09 03.09 03.09 03.09 03.09 03.09 03.09	PR: 1ZE PR: 1ZE PR: 1ZE PR: 1ZE PR: 1ZE PR: 1ZE PR: 1ZE PR: 1ZE	24.0125-0145.1 24.0325-0145.1	425145 525145	288 25,0 22,0 V L +S +B 288 25,0 22,0 V L +S +B PD	
	1.4 16V 1.6 i 16V 1.8 TFSI 1.9 TDI 2.0 FSI 2.0 TDI 2.0 TDI 2.0 TFSI	63 75 118 77 110 125 147	05.06 10.04 01.07 10.04 10.04 10.04 01.06 11.05	03.09 03.09 03.09 03.09 03.09 03.09 03.09 03.09		24.0711-5271.3 24.0711-5272.3	360301 360302	  Radsensor Radsensor	
	1.4 16V 1.6 i 16V 1.8 TFSI 1.9 TDI 2.0 FSI 2.0 TDI 2.0 TDI 2.0 TFSI	63 75 118 77 110 125 147	05.06 10.04 01.07 10.04 10.04 10.04 01.06 11.05	03.09 03.09 03.09 03.09 03.09 03.09 03.09 03.09	PR: 1KD PR: 1KD PR: 1KD PR: 1KD PR: 1KD PR: 1KD PR: 1KD PR: 1KD	13.0460-2820.2 13.0470-2820.2	602820 LD2820	20961 17,6 /S 20961 17,6 /S	LUC LUC
	1.4 16V 1.6 i 16V 1.8 TFSI 1.9 TDI 2.0 FSI 2.0 TDI 2.0 TDI 2.0 TFSI	63 75 118 77 110 125 147	05.06 10.04 01.07 10.04 10.04 10.04 01.06 11.05	03.09 03.09 03.09 03.09 03.09 03.09 03.09 03.09	PR: 1KF,1KJ,1KZ PR: 1KF,1KJ,1KZ PR: 1KF,1KJ,1KZ PR: 1KF,1KJ,1KZ PR: 1KF,1KJ,1KZ PR: 1KF,1KJ,1KZ PR: 1KF,1KJ,1KZ PR: 1KF,1KJ,1KZ	13.0460-2880.2 13.0470-2880.2 13.0460-0259.2	602880 LD2880 610259	23914 17,1 /WE/Zub/S 23914 17,1 /WE/Zub/S Belagsatz-Zubehör	LUC LUC
	1.4 16V 1.6 i 16V 1.8 TFSI 1.9 TDI 2.0 FSI 2.0 TDI 2.0 TDI 2.0 TFSI	63 75 118 77 110 125 147	05.06 10.04 01.07 10.04 10.04 10.04 01.06 11.05	03.09 03.09 03.09 03.09 03.09 03.09 03.09 03.09	PR: 1KD PR: 1KD PR: 1KD PR: 1KD PR: 1KD PR: 1KD PR: 1KD PR: 1KD	24.0110-0277.1 24.0310-0277.1	410277 510277	253 10,0 8,0 +S +B 253 10,0 8,0 +S +B PD	
	1.4 16V 1.6 i 16V 1.8 TFSI 1.9 TDI	63 75 118 77	05.06 10.04 01.07 10.04	03.09 03.09 03.09 03.09	PR: 1KJ,1KZ PR: 1KJ,1KZ PR: 1KJ,1KZ PR: 1KJ,1KZ	24.0112-0169.1	412169	282 12,0 10,0 +S +B	



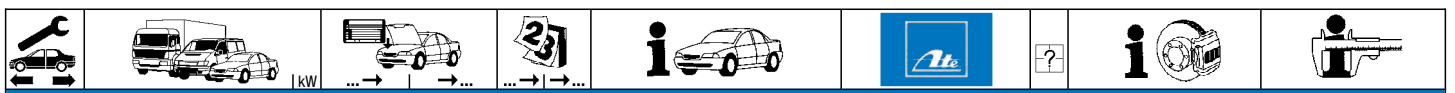
SEAT TOLEDO III (5P2) (05-09)

	2.0 FSI	110		10.04	03.09	PR: 1KJ,1KZ	24.0112-0169.1	412169		282 12,0 10,0 +S +B
	2.0 TDI			10.04	03.09	PR: 1KJ,1KZ				
	2.0 TDI	125		01.06	03.09	PR: 1KJ,1KZ				
	2.0 TFSI	147		11.05	03.09	PR: 1KJ,1KZ				
	1.4 16V	63		05.06	03.09	PR: 1KF	24.0112-0158.1	412158		256 12,0 10,0 +B
	1.6 i 16V	75		10.04	03.09	PR: 1KF	24.0312-0158.1	512158		256 12,0 10,0 +B PD
	1.8 TFSI	118		01.07	03.09	PR: 1KF				
	1.9 TDI	77		10.04	03.09	PR: 1KF				
	2.0 FSI	110		10.04	03.09	PR: 1KF				
2.0 TDI			10.04	03.09	PR: 1KF					
2.0 TDI	125		01.06	03.09	PR: 1KF					
2.0 TFSI	147		11.05	03.09	PR: 1KF					
	1.4 16V	63		05.06	03.09		24.0711-6231.3	360305		Radsensor
	1.6 i 16V	75		10.04	03.09		24.0711-6232.3	360306		Radsensor
	1.8 TFSI	118		01.07	03.09					
	1.9 TDI	77		10.04	03.09					
	2.0 FSI	110		10.04	03.09					
	2.0 TDI			10.04	03.09					
	2.0 TDI	125		01.06	03.09					
	2.0 TFSI	147		11.05	03.09					

SEAT TOLEDO IV (KG3) (12-)

	1.2	55		07.12		PR: 1ZG	13.0460-7111.2	607111		23130 19,6 +	VW
	1.2 TSI	63		07.12		PR: 1ZG	13.0470-7111.2	LD7111		23130 19,6 +	VW
	1.2 TSI	66		05.15		PR: 1ZG					
	1.2 TSI	77		07.12		PR: 1ZG					
	1.2 TSI	81		05.15		PR: 1ZG					
	1.4 TDI	66		05.15		PR: 1ZG					
	1.4 TSI	90		07.12		PR: 1ZG					
	1.4 TSI	92		05.15		PR: 1ZG					
	1.6	77		07.13		PR: 1ZG					
	1.6 TDI	66		06.13		PR: 1ZG					
	1.6 TDI	77		07.12		PR: 1ZG					
	1.6 TDI	85		05.15		PR: 1ZG					
	1.2	55		07.12		+ Bremsscheibendurchm. 288 mm ¹⁾	13.0460-7184.2	607184		23587 20,6 +/WK	ATE
	1.2 TSI	63		07.12		+ Bremsscheibendurchm. 288 mm ¹⁾	13.0470-7184.2	LD7184		23587 20,6 +/WK	ATE
1.2 TSI	77		07.12		+ Bremsscheibendurchm. 288 mm ¹⁾						
1.4 TSI	90		07.12		+ Bremsscheibendurchm. 288 mm ¹⁾						
1.6	77		07.13		+ Bremsscheibendurchm. 288 mm ¹⁾						
1.6 TDI	66		06.13		+ Bremsscheibendurchm. 288 mm ¹⁾						
1.6 TDI	77		07.12		+ Bremsscheibendurchm. 288 mm ¹⁾						
1.2 TSI	66		05.15		PR: 1ZC	13.0460-7184.2	607184		23587 20,6 +/WK	ATE	
1.2 TSI	81		05.15		PR: 1ZC	13.0470-7184.2	LD7184		23587 20,6 +/WK	ATE	
1.4 TDI	66		05.15		PR: 1ZC						
1.4 TSI	92		05.15		PR: 1ZC						
1.6 TDI	85		05.15		PR: 1ZC						
	1.2	55		07.12		PR: 1ZG	24.0122-0151.1	422151		256 22,0 19,0 V L +S +B	
	1.2 TSI	63		07.12		PR: 1ZG	24.0322-0151.1	522151		256 22,0 19,0 V L +S +B PD	
	1.2 TSI	66		05.15		PR: 1ZG					
	1.2 TSI	77		07.12		PR: 1ZG					
	1.2 TSI	81		05.15		PR: 1ZG					
	1.4 TDI	66		05.15		PR: 1ZG					
	1.4 TSI	90		07.12		PR: 1ZG					
	1.4 TSI	92		05.15		PR: 1ZG					
	1.6	77		07.13		PR: 1ZG					
	1.6 TDI	66		06.13		PR: 1ZG					
	1.6 TDI	77		07.12		PR: 1ZG					
	1.6 TDI	85		05.15		PR: 1ZG					
	1.2	55		07.12		+ Bremsscheibendurchm. 288 mm ¹⁾	24.0125-0113.1	425113		288 25,0 22,0 V L +S +B	
	1.2 TSI	63		07.12		+ Bremsscheibendurchm. 288 mm ¹⁾	24.0325-0113.1	525113		288 25,0 22,0 V L +S +B PD	
1.2 TSI	77		07.12		+ Bremsscheibendurchm. 288 mm ¹⁾						
1.4 TSI	90		07.12		+ Bremsscheibendurchm. 288 mm ¹⁾						
1.6	77		07.13		+ Bremsscheibendurchm. 288 mm ¹⁾						
1.6 TDI	66		06.13		+ Bremsscheibendurchm. 288 mm ¹⁾						
1.6 TDI	77		07.12		+ Bremsscheibendurchm. 288 mm ¹⁾						
1.2 TSI	66		05.15		PR: 1ZC	24.0125-0113.1	425113		288 25,0 22,0 V L +S +B		
1.2 TSI	81		05.15		PR: 1ZC	24.0325-0113.1	525113		288 25,0 22,0 V L +S +B PD		
1.4 TDI	66		05.15		PR: 1ZC						
1.4 TSI	92		05.15		PR: 1ZC						
1.6 TDI	85		05.15		PR: 1ZC						
	1.2	55		07.12			24.0711-5273.3	360303		Radsensor	
	1.2 TSI	63		07.12			24.0711-5274.3	360304		Radsensor	
	1.2 TSI	66		05.15							
	1.2 TSI	77		07.12							
	1.2 TSI	81		05.15							
	1.4 TDI	66		05.15							
	1.4 TSI	90		07.12							
	1.4 TSI	92		05.15							
	1.6	77		07.13							
	1.6 TDI	66		06.13							
	1.6 TDI	77		07.12							
	1.6 TDI	85		05.15							

¹⁾ + brake disc diameter 288mm / + diametro dischi freno 288mm / + diamètre disques frein 288mm / + diámetro disco freno 288mm



SEAT TOLEDO IV (KG3) (12-)

	1.2 1.2 TSI 1.2 TSI 1.2 TSI 1.2 TSI 1.4 TDI 1.4 TSI 1.4 TSI 1.6 1.6 TDI 1.6 TDI 1.6 TDI	55 63 66 77 81 66 90 92 77 66 77 85		07.12 07.12 05.15 07.12 05.15 05.15 07.12 05.15 07.13 06.13 07.12 05.15			13.0460-2820.2 13.0470-2820.2	602820 LD2820			20961 17,6 /S 20961 17,6 /S	LUC LUC
	1.2 1.2 TSI 1.2 TSI 1.2 TSI 1.2 TSI 1.4 TDI 1.4 TSI 1.4 TSI 1.6 1.6 TDI 1.6 TDI 1.6 TDI	55 63 66 77 81 66 90 92 77 66 77 85		07.12 07.12 05.15 07.12 05.15 05.15 07.12 05.15 07.13 06.13 07.12 05.15			24.0109-0123.1 24.0309-0123.1	409123 509123			230 9,0 7,0 +S +B 230 9,0 7,0 +S +B PD	
	1.2 1.2 TSI 1.2 TSI 1.2 TSI 1.2 TSI 1.4 TDI 1.4 TSI 1.4 TSI 1.6 1.6 TDI 1.6 TDI 1.6 TDI	55 63 66 77 81 66 90 92 77 66 77 85		07.12 07.12 05.15 07.12 05.15 05.15 07.12 05.15 07.13 06.13 07.12 05.15			24.0711-6233.3 24.0711-6234.3	360315 360316			Radsensor Radsensor	
	1.2 1.2 TSI 1.2 TSI 1.2 TSI 1.2 TSI 1.4 TDI 1.4 TSI 1.4 TSI 1.6 1.6 TDI 1.6 TDI 1.6 TDI	55 63 66 77 81 66 90 92 77 66 77 85		07.12 07.12 05.15 07.12 05.15 05.15 07.12 05.15 07.13 06.13 07.12 05.15			03.0137-9309.2	669309			Bremsbacken-Zubehör	AP










SKODA CITIGO (12-)

	1.0 1.0 1.0 CNG	44 55 50		05.12 05.12 11.12			13.0460-7111.2 13.0470-7111.2	607111 LD7111			23130 19,6 + 23130 19,6 +	VW VW
	1.0 1.0 1.0 CNG	44 55 50		05.12 05.12 11.12			24.0122-0281.1	422281			256 22,0 19,0 V L +S +B	
	1.0 1.0 1.0 CNG	44 55 50		05.12 05.12 11.12			24.0711-5273.3 24.0711-5274.3	360303 360304			Radsensor Radsensor	
	1.0 1.0 1.0 CNG	44 55 50		05.12 05.12 11.12			24.0711-6233.3 24.0711-6234.3	360315 360316			Radsensor Radsensor	
	1.0 1.0 1.0 CNG	44 55 50		05.12 05.12 11.12			03.0137-0268.2 03.0137-9168.2	650268 669168			200 x 40 HEB Bremsbacken-Zubehör	VW VW
	1.0 1.0 1.0 CNG	44 55 50		05.12 05.12 11.12			03.0520-4817.3	694817			17,46/200x40 TopKit	VW

SKODA FABIA I (6Y) (99-07)

	1.0 i 1.2 i 1.4 i 1.4 i 16V 1.4 TDI 1.9 SDI 1.9 TDI 1.9 TDI RS 2.0 i	37 47 74 96 85		02.00 08.02 02.00 10.99 04.03 12.99 02.00 09.03 12.99	08.02 12.07 12.07 12.07 12.07 12.07 12.07 12.07 12.07	PR: 1LB,1LM PR: 1LB,1LM PR: 1LB,1LM PR: 1LB,1LM PR: 1LB,1LM PR: 1LB,1LM PR: 1LB,1LM PR: 1LB,1LM PR: 1LB,1LM	13.0460-7100.2 13.0470-7100.2 13.0460-7164.2	607100 LD7100 607164			21866 17,2 + 21866 17,2 + 21868 17,2 +/WK	VW ATE VW
	1.0 i 1.2 i 1.4 i 1.4 i 16V 1.4 TDI 1.9 SDI 1.9 TDI	37 47 74		02.00 08.02 02.00 10.99 04.03 12.99 02.00	08.02 12.07 12.07 12.07 12.07 12.07 12.07	PR: 1LQ,1LR PR: 1LQ,1LR PR: 1LQ,1LR PR: 1LQ,1LR PR: 1LQ,1LR PR: 1LQ,1LR PR: 1LQ,1LR	13.0460-7111.2 13.0470-7111.2 13.0460-7117.2 13.0470-7117.2	607111 LD7111 607117 LD7117			23130 19,6 + 23130 19,6 + 23131 19,6 +/WK 23131 19,6 +/WK	VW VW VW VW












SKODA FABIA I (6Y) (99-07)											
	1.9 TDI RS	96	09.03	12.07	PR: 1LQ,1LR	13.0460-7111.2	607111			23130 19,6 +	VW
	2.0 i	85	12.99	12.07	PR: 1LQ,1LR	13.0470-7111.2	LD7111			23130 19,6 +	VW
						13.0460-7117.2	607117			23131 19,6 +/WK	VW
						13.0470-7117.2	LD7117			23131 19,6 +/WK	VW
	1.0 i	37	02.00	08.02	PR: 1LN,1LP	13.0460-2883.2	602883			23581 18,8 /S	LUC
	1.2 i		08.02	12.07	PR: 1LN,1LP	13.0460-2884.2	602884			23843 18,8 +/WK/S	LUC
	1.4 i		02.00	12.07	PR: 1LN,1LP	13.0470-2884.2	LD2884			23843 18,8 +/WK/S	LUC
	1.4 i 16V		10.99	12.07	PR: 1LN,1LP						
	1.4 TDI		04.03	12.07	PR: 1LN,1LP						
	1.9 SDI	47	12.99	12.07	PR: 1LN,1LP						
1.9 TDI	74	02.00	12.07	PR: 1LN,1LP							
1.9 TDI RS	96	09.03	12.07	PR: 1LN,1LP							
2.0 i	85	12.99	12.07	PR: 1LN,1LP							
	1.0 i	37	02.00	08.02	PR: 1LB,1LM	24.0118-0137.1	418137			239 18,0 16,0 V L +S +B	
	1.2 i		08.02	12.07	PR: 1LB,1LM	24.0318-0137.1	518137			239 18,0 16,0 V L +S +B PD	
	1.4 i		02.00	12.07	PR: 1LB,1LM						
	1.4 i 16V		10.99	12.07	PR: 1LB,1LM						
	1.4 TDI		04.03	12.07	PR: 1LB,1LM						
	1.9 SDI	47	12.99	12.07	PR: 1LB,1LM						
	1.9 TDI	74	02.00	12.07	PR: 1LB,1LM						
	1.9 TDI RS	96	09.03	12.07	PR: 1LB,1LM						
	2.0 i	85	12.99	12.07	PR: 1LB,1LM						
		1.0 i	37	02.00	08.02	PR: 1LQ,1LR	24.0122-0151.1			422151	
1.2 i			08.02	12.07	PR: 1LQ,1LR	24.0322-0151.1	522151	256 22,0 19,0 V L +S +B PD			
1.4 i			02.00	12.07	PR: 1LQ,1LR						
1.4 i 16V			10.99	12.07	PR: 1LQ,1LR						
1.4 TDI			04.03	12.07	PR: 1LQ,1LR						
1.9 SDI		47	12.99	12.07	PR: 1LQ,1LR						
1.9 TDI		74	02.00	12.07	PR: 1LQ,1LR						
1.9 TDI RS		96	09.03	12.07	PR: 1LQ,1LR						
2.0 i		85	12.99	12.07	PR: 1LQ,1LR						
		1.0 i	37	02.00	08.02	PR: 1LN,1LP	24.0125-0113.1	425113			
	1.2 i		08.02	12.07	PR: 1LN,1LP	24.0325-0113.1	525113	288 25,0 22,0 V L +S +B PD			
	1.4 i		02.00	12.07	PR: 1LN,1LP						
	1.4 i 16V		10.99	12.07	PR: 1LN,1LP						
	1.4 TDI		04.03	12.07	PR: 1LN,1LP						
	1.9 SDI	47	12.99	12.07	PR: 1LN,1LP						
	1.9 TDI	74	02.00	12.07	PR: 1LN,1LP						
	1.9 TDI RS	96	09.03	12.07	PR: 1LN,1LP						
	2.0 i	85	12.99	12.07	PR: 1LN,1LP						
		1.0 i	37	02.00	08.02		24.0711-5273.3	360303			
1.2 i			08.02	12.07		24.0711-5274.3	360304	Radsensor			
1.4 i			02.00	12.07							
1.4 i 16V			10.99	12.07							
1.4 TDI			04.03	12.07							
1.9 SDI		47	12.99	12.07							
1.9 TDI		74	02.00	12.07							
1.9 TDI RS		96	09.03	12.07							
2.0 i		85	12.99	12.07							
		1.4 i 16V		10.99	12.07	PR: 1KK,1KP	13.0460-2894.2	602894			
	1.4 TDI		04.03	12.07	PR: 1KK,1KP	13.0470-2894.2	LD2894	20961 17,4 /Zub/S			LUC
	1.9 TDI	74	02.00	12.07	PR: 1KK,1KP						
	1.9 TDI RS	96	09.03	12.07	PR: 1KK,1KP						
	2.0 i	85	12.99	12.07	PR: 1KK,1KP						
	1.4 i 16V		10.99	12.07	PR: 1KK,1KP	24.0109-0123.1	409123			230 9,0 7,0 +S +B	
	1.4 TDI		04.03	12.07	PR: 1KK,1KP	24.0309-0123.1	509123			230 9,0 7,0 +S +B PD	
	1.9 TDI	74	02.00	12.07	PR: 1KK,1KP						
	1.9 TDI RS	96	09.03	12.07	PR: 1KK,1KP						
	2.0 i	85	12.99	12.07	PR: 1KK,1KP						
	1.0 i	37	02.00	08.02		24.0711-6233.3	360315			Radsensor	
	1.2 i		08.02	12.07		24.0711-6234.3	360316			Radsensor	
	1.4 i		02.00	12.07							
	1.4 i 16V		10.99	12.07							
	1.4 TDI		04.03	12.07							
	1.9 SDI	47	12.99	12.07							
	1.9 TDI	74	02.00	12.07							
	1.9 TDI RS	96	09.03	12.07							
	2.0 i	85	12.99	12.07							
		1.0 i	37	02.00	08.02		03.0137-0268.2			650268	
1.2 i			08.02	12.07		03.0137-9168.2	669168	Bremsbacken-Zubehör	VW		
1.4 i			02.00	12.07							
1.4 i 16V			10.99	12.07							
1.4 TDI			04.03	12.07							
1.9 SDI	47	12.99	12.07								
	1.0 i	37	02.00	08.02		24.0220-0037.1	480161			200/201,5 x 50,5	
	1.2 i		08.02	12.07							
	1.4 i		02.00	12.07							
	1.4 i 16V		10.99	12.07							
	1.4 TDI		04.03	12.07							
1.9 SDI	47	12.99	12.07								
	1.0 i	37	02.00	08.02		03.0420-4219.3	684219			19,05/200x40 Kit	VW
	1.2 i		08.02	12.07		03.0520-4219.3	694219			19,05/200x40 TopKit	VW
	1.4 i		02.00	12.07							
	1.4 i 16V		10.99	12.07							
	1.4 TDI		04.03	12.07							
1.9 SDI	47	12.99	12.07								




























































SKODA FABIA II (5J) (07-14)

	1.2	44		03.07	06.14	PR: 1LB,1LM	13.0460-7100.2	607100		21866 17,2 +	VW
	1.2	51		03.07	06.14	PR: 1LB,1LM	13.0470-7100.2	LD7100		21866 17,2 +	ATE
	1.2 TDI	55		05.10	06.14	PR: 1LB,1LM	13.0460-7164.2	607164		21868 17,2 +/WK	VW
	1.2 TSI	63		03.10	06.14	PR: 1LB,1LM					
	1.2 TSI	77		03.10	06.14	PR: 1LB,1LM					
	1.4	63		03.07	06.14	PR: 1LB,1LM					
	1.4 TDI	51		03.07	06.14	PR: 1LB,1LM					
	1.4 TDI	59		03.07	06.14	PR: 1LB,1LM					
	1.4 TSI RS	132		05.10	06.14	PR: 1LB,1LM					
	1.6 i 16V	77		03.07	06.14	PR: 1LB,1LM					
	1.6 TDI	55		04.10	06.14	PR: 1LB,1LM					
	1.6 TDI	66		03.10	06.14	PR: 1LB,1LM					
	1.6 TDI	77		03.10	06.14	PR: 1LB,1LM					
	1.9 TDI	77		03.07	06.14	PR: 1LB,1LM					
	1.2	44		03.07	06.14	PR: 1LQ,1LR,1ZG	13.0460-7111.2	607111		23130 19,6 +	VW
	1.2	51		03.07	06.14	PR: 1LQ,1LR,1ZG	13.0470-7111.2	LD7111		23130 19,6 +	VW
	1.2 TDI	55		05.10	06.14	PR: 1LQ,1LR,1ZG	13.0460-7117.2	607117		23131 19,6 +/WK	VW
	1.2 TSI	63		03.10	06.14	PR: 1LQ,1LR,1ZG	13.0470-7117.2	LD7117		23131 19,6 +/WK	VW
	1.2 TSI	77		03.10	06.14	PR: 1LQ,1LR,1ZG					
	1.4	63		03.07	06.14	PR: 1LQ,1LR,1ZG					
	1.4 TDI	51		03.07	06.14	PR: 1LQ,1LR,1ZG					
	1.4 TDI	59		03.07	06.14	PR: 1LQ,1LR,1ZG					
	1.4 TSI RS	132		05.10	06.14	PR: 1LQ,1LR,1ZG					
	1.6 i 16V	77		03.07	06.14	PR: 1LQ,1LR,1ZG					
	1.6 TDI	55		04.10	06.14	PR: 1LQ,1LR,1ZG					
	1.6 TDI	66		03.10	06.14	PR: 1LQ,1LR,1ZG					
	1.6 TDI	77		03.10	06.14	PR: 1LQ,1LR,1ZG					
	1.9 TDI	77		03.07	06.14	PR: 1LQ,1LR,1ZG					
	1.2	44		03.07	06.14	PR: 1LN,1ZH	13.0460-2883.2	602883		23581 18,8 /S	LUC
	1.2	51		03.07	06.14	PR: 1LN,1ZH	13.0460-2884.2	602884		23843 18,8 +/WK/S	LUC
	1.2 TDI	55		05.10	06.14	PR: 1LN,1ZH	13.0470-2884.2	LD2884		23843 18,8 +/WK/S	LUC
	1.2 TSI	63		03.10	06.14	PR: 1LN,1ZH					
	1.2 TSI	77		03.10	06.14	PR: 1LN,1ZH					
	1.4	63		03.07	06.14	PR: 1LN,1ZH					
	1.4 TDI	51		03.07	06.14	PR: 1LN,1ZH					
	1.4 TDI	59		03.07	06.14	PR: 1LN,1ZH					
	1.4 TSI RS	132		05.10	06.14	PR: 1LN,1ZH					
	1.6 i 16V	77		03.07	06.14	PR: 1LN,1ZH					
	1.6 TDI	55		04.10	06.14	PR: 1LN,1ZH					
	1.6 TDI	66		03.10	06.14	PR: 1LN,1ZH					
	1.6 TDI	77		03.10	06.14	PR: 1LN,1ZH					
	1.9 TDI	77		03.07	06.14	PR: 1LN,1ZH					
	1.2	44		03.07	06.14	PR: 1LB,1LM	24.0118-0137.1	418137		239 18,0 16,0 V L +S +B	
	1.2	51		03.07	06.14	PR: 1LB,1LM	24.0318-0137.1	518137		239 18,0 16,0 V L +S +B PD	
	1.2 TDI	55		05.10	06.14	PR: 1LB,1LM					
	1.2 TSI	63		03.10	06.14	PR: 1LB,1LM					
	1.2 TSI	77		03.10	06.14	PR: 1LB,1LM					
	1.4	63		03.07	06.14	PR: 1LB,1LM					
	1.4 TDI	51		03.07	06.14	PR: 1LB,1LM					
	1.4 TDI	59		03.07	06.14	PR: 1LB,1LM					
	1.4 TSI RS	132		05.10	06.14	PR: 1LB,1LM					
	1.6 i 16V	77		03.07	06.14	PR: 1LB,1LM					
	1.6 TDI	55		04.10	06.14	PR: 1LB,1LM					
	1.6 TDI	66		03.10	06.14	PR: 1LB,1LM					
	1.6 TDI	77		03.10	06.14	PR: 1LB,1LM					
	1.9 TDI	77		03.07	06.14	PR: 1LB,1LM					
	1.2	44		03.07	06.14	PR: 1LQ,1LR,1ZG	24.0122-0151.1	422151		256 22,0 19,0 V L +S +B	
	1.2	51		03.07	06.14	PR: 1LQ,1LR,1ZG	24.0322-0151.1	522151		256 22,0 19,0 V L +S +B PD	
	1.2 TDI	55		05.10	06.14	PR: 1LQ,1LR,1ZG					
	1.2 TSI	63		03.10	06.14	PR: 1LQ,1LR,1ZG					
	1.2 TSI	77		03.10	06.14	PR: 1LQ,1LR,1ZG					
	1.4	63		03.07	06.14	PR: 1LQ,1LR,1ZG					
	1.4 TDI	51		03.07	06.14	PR: 1LQ,1LR,1ZG					
	1.4 TDI	59		03.07	06.14	PR: 1LQ,1LR,1ZG					
	1.4 TSI RS	132		05.10	06.14	PR: 1LQ,1LR,1ZG					
	1.6 i 16V	77		03.07	06.14	PR: 1LQ,1LR,1ZG					
	1.6 TDI	55		04.10	06.14	PR: 1LQ,1LR,1ZG					
	1.6 TDI	66		03.10	06.14	PR: 1LQ,1LR,1ZG					
	1.6 TDI	77		03.10	06.14	PR: 1LQ,1LR,1ZG					
	1.9 TDI	77		03.07	06.14	PR: 1LQ,1LR,1ZG					
	1.2	44		03.07	06.14	PR: 1LN,1ZH	24.0125-0113.1	425113		288 25,0 22,0 V L +S +B	
	1.2	51		03.07	06.14	PR: 1LN,1ZH	24.0325-0113.1	525113		288 25,0 22,0 V L +S +B PD	
	1.2 TDI	55		05.10	06.14	PR: 1LN,1ZH					
	1.2 TSI	63		03.10	06.14	PR: 1LN,1ZH					
	1.2 TSI	77		03.10	06.14	PR: 1LN,1ZH					
	1.4	63		03.07	06.14	PR: 1LN,1ZH					
	1.4 TDI	51		03.07	06.14	PR: 1LN,1ZH					
	1.4 TDI	59		03.07	06.14	PR: 1LN,1ZH					
	1.4 TSI RS	132		05.10	06.14	PR: 1LN,1ZH					
	1.6 i 16V	77		03.07	06.14	PR: 1LN,1ZH					
	1.6 TDI	55		04.10	06.14	PR: 1LN,1ZH					
	1.6 TDI	66		03.10	06.14	PR: 1LN,1ZH					
	1.6 TDI	77		03.10	06.14	PR: 1LN,1ZH					
	1.9 TDI	77		03.07	06.14	PR: 1LN,1ZH					












SKODA FABIA II (5J) (07-14)										
	1.2	44		03.07	06.14		24.0711-5273.3	360303		Radsensor
	1.2	51		03.07	06.14		24.0711-5274.3	360304		Radsensor
	1.2 TDI	55		05.10	06.14					
	1.2 TSI	63		03.10	06.14					
	1.2 TSI	77		03.10	06.14					
	1.4	63		03.07	06.14					
	1.4 TDI	51		03.07	06.14					
	1.4 TDI	59		03.07	06.14					
	1.4 TSI RS	132		05.10	06.14					
	1.6 i 16V	77		03.07	06.14					
	1.6 TDI	55		04.10	06.14					
	1.6 TDI	66		03.10	06.14					
	1.6 TDI	77		03.10	06.14					
	1.9 TDI	77		03.07	06.14					
	1.2	44		03.07	06.14	PR: 1KK	13.0460-2894.2	602894		20961 17,4 /Zub/S LUC
	1.2	51		03.07	06.14	PR: 1KK	13.0470-2894.2	LD2894		20961 17,4 /Zub/S LUC
	1.2 TDI	55		05.10	06.14	PR: 1KK				
	1.2 TSI	63		03.10	06.14	PR: 1KK				
	1.2 TSI	77		03.10	06.14	PR: 1KK				
	1.4	63		03.07	06.14	PR: 1KK				
	1.4 TDI	51		03.07	06.14	PR: 1KK				
	1.4 TDI	59		03.07	06.14	PR: 1KK				
	1.4 TSI RS	132		05.10	06.14	PR: 1KK				
	1.6 i 16V	77		03.07	06.14	PR: 1KK				
	1.6 TDI	55		04.10	06.14	PR: 1KK				
	1.6 TDI	66		03.10	06.14	PR: 1KK				
	1.6 TDI	77		03.10	06.14	PR: 1KK				
	1.9 TDI	77		03.07	06.14	PR: 1KK				
	1.2	44		03.07	06.14	PR: 1KT,1KV	13.0460-2820.2	602820		20961 17,6 /S LUC
	1.2	51		03.07	06.14	PR: 1KT,1KV	13.0470-2820.2	LD2820		20961 17,6 /S LUC
	1.2 TDI	55		05.10	06.14	PR: 1KT,1KV				
	1.2 TSI	63		03.10	06.14	PR: 1KT,1KV				
	1.2 TSI	77		03.10	06.14	PR: 1KT,1KV				
	1.4	63		03.07	06.14	PR: 1KT,1KV				
	1.4 TDI	51		03.07	06.14	PR: 1KT,1KV				
	1.4 TDI	59		03.07	06.14	PR: 1KT,1KV				
	1.4 TSI RS	132		05.10	06.14	PR: 1KT,1KV				
	1.6 i 16V	77		03.07	06.14	PR: 1KT,1KV				
	1.6 TDI	55		04.10	06.14	PR: 1KT,1KV				
	1.6 TDI	66		03.10	06.14	PR: 1KT,1KV				
	1.6 TDI	77		03.10	06.14	PR: 1KT,1KV				
	1.9 TDI	77		03.07	06.14	PR: 1KT,1KV				
	1.2	44		03.07	06.14	PR: 1KT,2EJ,1KK,1KV	24.0109-0123.1	409123		230 9,0 7,0 +S +B
	1.2	51		03.07	06.14	PR: 1KT,2EJ,1KK,1KV				
	1.2 TDI	55		05.10	06.14	PR: 1KT,1KV,2EJ				
	1.2 TSI	63		03.10	06.14	PR: 1KT,1KV,2EJ				
	1.2 TSI	77		03.10	06.14	PR: 1KT,1KV,2EJ				
	1.4	63		03.07	06.14	PR: 1KT,2EJ,1KK,1KV				
	1.4 TDI	51		03.07	06.14	PR: 1KT,2EJ,1KK,1KV				
	1.4 TDI	59		03.07	06.14	PR: 1KT,2EJ,1KK,1KV				
	1.4 TSI RS	132		05.10	06.14	PR: 1KT,1KV,2EJ				
	1.6 i 16V	77		03.07	06.14	PR: 1KT,2EJ,1KK,1KV				
	1.6 TDI	55		04.10	06.14	PR: 1KT,1KV,2EJ				
	1.6 TDI	66		03.10	06.14	PR: 1KT,1KV,2EJ				
	1.6 TDI	77		03.10	06.14	PR: 1KT,1KV,2EJ				
	1.9 TDI	77		06.09	06.14	PR: 1KT,2EJ,1KK,1KV				
	1.2	44		03.07	06.14		24.0711-6233.3	360315		Radsensor
	1.2	51		03.07	06.14		24.0711-6234.3	360316		Radsensor
	1.2 TDI	55		05.10	06.14					
	1.2 TSI	63		03.10	06.14					
	1.2 TSI	77		03.10	06.14					
	1.4	63		03.07	06.14					
	1.4 TDI	51		03.07	06.14					
	1.4 TDI	59		03.07	06.14					
	1.4 TSI RS	132		05.10	06.14					
	1.6 i 16V	77		03.07	06.14					
	1.6 TDI	55		04.10	06.14					
	1.6 TDI	66		03.10	06.14					
	1.6 TDI	77		03.10	06.14					
	1.9 TDI	77		03.07	06.14					
	1.2	44		03.07	06.14		03.0137-0268.2	650268		200 x 40 HEB VW
	1.2	51		03.07	06.14		03.0137-9168.2	669168		Bremsbacken-Zubehör VW
	1.2 TDI	55		05.10	06.14					
	1.2 TSI	63		03.10	06.14					
	1.2 TSI	77		03.10	06.14					
	1.4	63		03.07	06.14					
	1.4 TDI	51		03.07	06.14					
	1.4 TDI	59		03.07	06.14					
	1.6 i 16V	77		03.07	06.14					
	1.6 TDI	55		04.10	06.14					
	1.6 TDI	66		03.10	06.14					
	1.6 TDI	77		03.10	06.14					
	1.9 TDI	77		03.07	06.14					















								
SKODA FABIA II (5J) (07-14)								
	1.2	44	03.07	06.14	24.0220-0037.1	480161		200/201,5 x 50,5
	1.2	51	03.07	06.14				
	1.2 TDI	55	05.10	06.14				
	1.2 TSI	63	03.10	06.14				
	1.2 TSI	77	03.10	06.14				
	1.4	63	03.07	06.14				
	1.4 TDI	51	03.07	06.14				
	1.4 TDI	59	03.07	06.14				
	1.6 i 16V	77	03.07	06.14				
	1.6 TDI	55	04.10	06.14				
	1.6 TDI	66	03.10	06.14				
	1.6 TDI	77	03.10	06.14				
	1.9 TDI	77	03.07	06.14				
SKODA FABIA III (NJ) (14-)								
	1.0 MPI	44	08.14	PR: 1ZC	13.0460-7184.2	607184		23587 20,6 +/WK ATE
	1.0 MPI	55	08.14	PR: 1ZC	13.0470-7184.2	LD7184		23587 20,6 +/WK ATE
	1.2 TSI	66	08.14	PR: 1ZC				
	1.2 TSI	81	08.14	PR: 1ZC				
	1.4 TDI	66	08.14	PR: 1ZC				
	1.4 TDI	77	08.14	PR: 1ZC				
	1.0 MPI	44	08.14	PR: 1ZG	13.0460-7111.2	607111		23130 19,6 + VW
	1.0 MPI	55	08.14	PR: 1ZG	13.0470-7111.2	LD7111		23130 19,6 + VW
	1.2 TSI	66	08.14	PR: 1ZG				
	1.2 TSI	81	08.14	PR: 1ZG				
	1.4 TDI	66	08.14	PR: 1ZG				
	1.4 TDI	77	08.14	PR: 1ZG				
	1.0 MPI	44	08.14	PR: 1ZC	24.0125-0113.1	425113		288 25,0 22,0 V L +S +B
	1.0 MPI	55	08.14	PR: 1ZC	24.0325-0113.1	525113		288 25,0 22,0 V L +S +B PD
	1.2 TSI	66	08.14	PR: 1ZC				
	1.2 TSI	81	08.14	PR: 1ZC				
	1.4 TDI	66	08.14	PR: 1ZC				
	1.4 TDI	77	08.14	PR: 1ZC				
	1.0 MPI	44	08.14	PR: 1ZG	24.0122-0151.1	422151		256 22,0 19,0 V L +S +B
	1.0 MPI	55	08.14	PR: 1ZG	24.0322-0151.1	522151		256 22,0 19,0 V L +S +B PD
	1.2 TSI	66	08.14	PR: 1ZG				
	1.2 TSI	81	08.14	PR: 1ZG				
	1.4 TDI	66	08.14	PR: 1ZG				
	1.4 TDI	77	08.14	PR: 1ZG				
	1.0 MPI	44	08.14		24.0711-5273.3	360303		Radsensor
	1.0 MPI	55	08.14		24.0711-5274.3	360304		Radsensor
	1.2 TSI	66	08.14					
	1.2 TSI	81	08.14					
	1.4 TDI	66	08.14					
	1.4 TDI	77	08.14					
	1.0 MPI	44	08.14	PR: 1KK,1KT,2EJ	13.0460-2820.2	602820		20961 17,6 /S LUC
	1.0 MPI	55	08.14	PR: 1KK,1KT,2EJ	13.0470-2820.2	LD2820		20961 17,6 /S LUC
	1.2 TSI	66	08.14	PR: 1KK,1KT,2EJ				
	1.2 TSI	81	08.14	PR: 1KK,1KT,2EJ				
	1.4 TDI	66	08.14	PR: 1KK,1KT,2EJ				
	1.4 TDI	77	08.14	PR: 1KK,1KT,2EJ				
	1.0 MPI	44	08.14	PR: 1KK,1KT,2EJ	24.0109-0123.1	409123		230 9,0 7,0 +S +B
	1.0 MPI	55	08.14	PR: 1KK,1KT,2EJ				
	1.2 TSI	66	08.14	PR: 1KK,1KT,2EJ				
	1.2 TSI	81	08.14	PR: 1KK,1KT,2EJ				
	1.4 TDI	66	08.14	PR: 1KK,1KT,2EJ				
	1.4 TDI	77	08.14	PR: 1KK,1KT,2EJ				
	1.0 MPI	44	08.14		24.0711-6233.3	360315		Radsensor
	1.0 MPI	55	08.14		24.0711-6234.3	360316		Radsensor
	1.2 TSI	66	08.14					
	1.2 TSI	81	08.14					
	1.4 TDI	66	08.14					
	1.4 TDI	77	08.14					
	1.0 MPI	44	08.14	PR: 1KM	03.0137-0268.2	650268		200 x 40 HEB VW
	1.0 MPI	55	08.14	PR: 1KM	03.0137-9168.2	669168		Bremsbacken-Zubehör VW
	1.2 TSI	66	08.14	PR: 1KM				
	1.2 TSI	81	08.14	PR: 1KM				
	1.4 TDI	66	08.14	PR: 1KM				
	1.4 TDI	77	08.14	PR: 1KM				
	1.0 MPI	44	08.14	PR: 1KM	24.0220-0037.1	480161		200/201,5 x 50,5
	1.0 MPI	55	08.14	PR: 1KM				
	1.2 TSI	66	08.14	PR: 1KM				
	1.2 TSI	81	08.14	PR: 1KM				
	1.4 TDI	66	08.14	PR: 1KM				
	1.4 TDI	77	08.14	PR: 1KM				
SKODA FAVORIT (781) (87-95)								
	135		08.87	12.95	13.0460-2964.2	602964		20861 17,5 /S LUC
	136		08.87	12.95				
	135		08.87	12.92	24.0113-0169.1	413169		236 12,8 11,4
	136		08.87	12.92				
	135		01.93	03.94	24.0113-0193.1	413193		236 12,8 11,4
	136		01.93	03.94				
	135		04.94	12.95	24.0113-0182.1	413182		236 12,8 11,4 +B
								

								
SKODA FAVORIT (781) (87-95)								
	136		04.94	12.95	24.0113-0182.1	413182		236 12,8 11,4 +B
	135		08.87	12.92	03.0137-0233.2	650233		200 x 32 Bremsbacken-Zubehör
	136		08.87	12.92	03.0137-9133.2	669133		
	135		01.93	12.95	03.0137-0268.2	650268		200 x 40 HEB Bremsbacken-Zubehör
	136		01.93	12.95	03.0137-9168.2	669168		VW VW
	135		01.93	12.95	24.0220-0018.1	480019	ohne Sensorring ¹⁾	200/201 x 50,5 - Lager
	136		01.93	12.95	24.0220-0718.2	480209	ohne Sensorring ¹⁾	200/201,5 x 50,5 + Lager
	135		01.93	12.95	03.0520-5319.3	695319		19,05/200x40 TopKit
	136		01.93	12.95				
SKODA FELICIA I (791/795) (95-97)								
	1.3 (135) 1.3 i (136) 1.6 i 1.9 D	50	10.94 10.94 08.95 10.96	02.98 02.98 02.98 02.98	13.0460-2964.2	602964		20861 17,5 /S LUC
	1.3 (135) 1.3 i (136) 1.6 i 1.9 D	50	10.94 10.94 08.95 10.96	02.98 02.98 02.98 02.98	24.0113-0182.1	413182		236 12,8 11,4 +B
	1.3 (135) 1.3 i (136) 1.6 i 1.9 D	50	10.94 10.94 08.95 10.96	02.98 02.98 02.98 02.98	24.0721-1951.3	360367	2 	Radsensor L=1240
	1.3 (135) 1.3 i (136) 1.6 i 1.9 D	50	10.94 10.94 08.95 10.96	02.98 02.98 02.98 02.98	03.0137-0268.2 03.0137-9168.2	650268 669168		200 x 40 HEB Bremsbacken-Zubehör
								VW VW
	1.3 (135) 1.3 i (136) 1.6 i 1.9 D	50	10.94 10.94 08.95 10.96	02.98 02.98 02.98 02.98	24.0220-0018.1 24.0220-0718.2	480019 480209	ohne Sensorring ¹⁾ ohne Sensorring ¹⁾	200/201 x 50,5 - Lager 200/201,5 x 50,5 + Lager
	1.3 (135) Lim. 1.3 i (136) Lim. 1.6 i Lim.	50	10.94 10.94 08.95	02.98 02.98 02.98	03.0520-5319.3	695319		19,05/200x40 TopKit
	1.3 (135) Kombi 1.3 i (136) Kombi 1.6 i Kombi 1.9 D Kombi	50	10.94 10.94 08.95 10.96	02.98 02.98 02.98 02.98	03.0520-7022.3	697022		22,20/200x40 TopKit VW
SKODA FELICIA II (6U) (98-01)								
	1.3 i 1.6 i 1.9 D		03.98 03.98 03.98	08.01 08.01 08.01	13.0460-2964.2	602964		20861 17,5 /S LUC
	1.3 i 1.6 i 1.9 D		03.98 03.98 03.98	08.01 08.01 08.01	24.0113-0182.1	413182		236 12,8 11,4 +B
	1.3 i 1.6 i 1.9 D		03.98 03.98 03.98	08.01 08.01 08.01	24.0721-1951.3	360367	2 	Radsensor L=1240
	1.3 i 1.6 i 1.9 D		03.98 03.98 03.98	08.01 08.01 08.01	03.0137-0268.2 03.0137-9168.2	650268 669168		200 x 40 HEB Bremsbacken-Zubehör
								VW VW
	1.3 i 1.6 i 1.9 D		03.98 03.98 03.98	08.01 08.01 08.01	24.0220-0018.1 24.0220-0718.2	480019 480209	ohne Sensorring ¹⁾ ohne Sensorring ¹⁾	200/201 x 50,5 - Lager 200/201,5 x 50,5 + Lager
	1.3 i 1.6 i 1.9 D		03.98 03.98 03.98	08.01 08.01 08.01	03.0520-7022.3	697022		22,20/200x40 TopKit VW
	1.3 i 1.6 i 1.9 D		03.98 03.98 03.98	08.01 08.01 08.01	03.0520-5319.3	695319		19,05/200x40 TopKit
SKODA FELICIA PICK-UP (797) (97-00)								
	1.3 1.3 1.6 1.9 D	40 50 55 47	06.97 06.97 06.97 06.97	12.00 12.00 12.99 12.00	13.0460-2964.2	602964		20861 17,5 /S LUC
	1.3 1.3 1.6 1.9 D	40 50 55 47	06.97 06.97 06.97 06.97	12.00 12.00 12.99 12.00	24.0113-0182.1	413182		236 12,8 11,4 +B
	1.3 1.3 1.6 1.9 D	40 50 55 47	06.97 06.97 06.97 06.97	12.00 12.00 12.99 12.00	24.0741-1107.3	360042	2 	Radsensor
	1.3 1.3 1.6 1.9 D	40 50 55 47	06.97 06.97 06.97 06.97	12.00 12.00 12.99 12.00	03.0137-0268.2 03.0137-9168.2	650268 669168		200 x 40 HEB Bremsbacken-Zubehör
								VW VW

¹⁾ without sensor ring / senza sensori / sans secours ABS / sin anillo sensor ABS



















KW		231		i		At		?		i		i	
SKODA FELICIA PICK-UP (797) (97-00)													
	1.3	40		06.97	12.00	24.0220-0018.1	480019			ohne Sensorring 1)		200/201 x 50,5 - Lager	
	1.3	50		06.97	12.00	24.0220-0718.2	480209			ohne Sensorring 1)		200/201,5 x 50,5 + Lager	
	1.6	55		06.97	12.99								
	1.9 D	47		06.97	12.00								
	1.3	40		06.97	12.00	03.0520-7022.3	697022					22,20/200x40 TopKit	VW
	1.3	50		06.97	12.00								
	1.6	55		06.97	12.99								
	1.9 D	47		06.97	12.00								
	1.3	40		06.97	12.00	03.0520-5319.3	695319					19,05/200x40 TopKit	
	1.3	50		06.97	12.00								
	1.6	55		06.97	12.99								
	1.9 D	47		06.97	12.00								
SKODA FORMAN (785) (91-95)													
	1.3			09.91	12.95	13.0460-2964.2	602964					20861 17,5 /S	LUC
	1.3 i			02.94	12.95								
	1.3			09.91	12.92	24.0113-0169.1	413169					236 12,8 11,4	
	1.3			01.93	12.95	24.0113-0193.1	413193					236 12,8 11,4	
	1.3 i			04.94	12.95	24.0113-0182.1	413182					236 12,8 11,4 +B	
	1.3			09.91	12.92	03.0137-0233.2	650233					200 x 32	
	1.3			03.0137-9133.2	669133							Bremsbacken-Zubehör	
	1.3			01.93	12.95	03.0137-0268.2	650268					200 x 40 HEB	VW
	1.3 i			02.94	12.95	03.0137-9168.2	669168					Bremsbacken-Zubehör	VW
	1.3			01.93	12.95	24.0220-0018.1	480019			ohne Sensorring 1)		200/201 x 50,5 - Lager	
	1.3 i			02.94	12.95	24.0220-0718.2	480209			ohne Sensorring 1)		200/201,5 x 50,5 + Lager	
	1.3			01.93	12.95	03.0520-5319.3	695319					19,05/200x40 TopKit	
	1.3 i			02.94	12.95								
SKODA OCTAVIA I (1U) (97-10)													
	1.4 i		1U-X-415000	04.99		13.0460-7111.2	607111					23130 19,6 +	VW
	1.6 i		1U-X-415000	10.96		13.0470-7111.2	LD7111					23130 19,6 +	VW
	1.8 i 20V	92	1U-X-415000	10.96									
	1.8 i 20V Turbo	110	1U-X-415000	03.98									
	1.9 SDI		1U-X-415000	05.97									
	1.9 TDI	66	1U-X-415000	10.96									
	1.9 TDI	81	1U-X-415000	08.97									
	2.0 i		1U-X-415000	04.99									
	1.4 i		1U-Y-000001	06.10	PR: 1LQ,1LR,1LS,1ZM	13.0460-7117.2	607117					23131 19,6 +/WK	VW
	1.6 i		1U-Y-000001	06.10	PR: 1LQ,1LR,1LS,1ZM	13.0470-7117.2	LD7117					23131 19,6 +/WK	VW
	1.8 i 20V	92	1U-Y-000001	06.10	PR: 1LQ,1LR,1LS,1ZM								
	1.8 i 20V Turbo	110	1U-Y-000001	06.10	PR: 1LQ,1LR,1LS,1ZM								
	1.8 i 20V Turbo 4x4	110		05.01	06.10	PR: 1LQ,1LR,1LS,1ZM							
	1.9 SDI		1U-Y-000001	06.10	PR: 1LQ,1LR,1LS,1ZM								
	1.9 TDI	66	1U-Y-000001	06.10	PR: 1LQ,1LR,1LS,1ZM								
	1.9 TDI	74		08.00	06.10	PR: 1LQ,1LR,1LS,1ZM							
	1.9 TDI	81	1U-Y-000001	06.10	PR: 1LQ,1LR,1LS,1ZM								
	1.9 TDI	96		01.03	06.10	PR: 1LQ,1LR,1LS,1ZM							
	1.9 TDI 4x4			11.99	06.10	PR: 1LQ,1LR,1LS,1ZM							
	2.0 i		1U-Y-000001	06.10	PR: 1LQ,1LR,1LS,1ZM								
	2.0 i 4x4	85		05.01	06.10	PR: 1LQ,1LR,1LS,1ZM							
	2.0 i 4x4	88		01.00	06.10	PR: 1LQ,1LR,1LS,1ZM							
	1.4 i			04.99	06.10	PR: 1LN,1LE,1ZD,1ZE,1ZH	13.0460-7081.2	607081				21911 20,3 +	ATE
	1.6 i			10.96	06.10	PR: 1LN,1LE,1ZD,1ZE,1ZH	13.0470-7081.2	LD7081				21911 20,3 +	ATE
	1.8 i 20V	92		10.96	06.10	PR: 1LN,1LE,1ZD,1ZE,1ZH	13.0460-7122.2	607122				23392 20,3 +/WK	ATE
	1.8 i 20V Turbo	110		03.98	06.10	PR: 1LN,1LE,1ZD,1ZE,1ZH	13.0470-7122.2	LD7122				23392 20,3 +/WK	ATE
	1.8 i 20V Turbo 4x4	110		05.01	06.10	PR: 1LN,1LE,1ZD,1ZE,1ZH							
	1.9 SDI			05.97	06.10	PR: 1LN,1LE,1ZD,1ZE,1ZH							
	1.9 TDI	66		10.96	06.10	PR: 1LN,1LE,1ZD,1ZE,1ZH							
	1.9 TDI	74		08.00	06.10	PR: 1LN,1LE,1ZD,1ZE,1ZH							
	1.9 TDI	81		08.97	06.10	PR: 1LN,1LE,1ZD,1ZE,1ZH							
	1.9 TDI	96		01.03	06.10	PR: 1LN,1LE,1ZD,1ZE,1ZH							
	1.9 TDI 4x4			11.99	06.10	PR: 1LN,1LE,1ZD,1ZE,1ZH							
	2.0 i			04.99	06.10	PR: 1LN,1LE,1ZD,1ZE,1ZH							
	2.0 i 4x4	85		05.01	06.10	PR: 1LN,1LE,1ZD,1ZE,1ZH							
	2.0 i 4x4	88		01.00	06.10	PR: 1LN,1LE,1ZD,1ZE,1ZH							
	RS 1.8 T 20V	132		05.01	06.10	PR: 1ZN							
	1.4 i			04.99	06.10	PR: 1LQ	24.0122-0151.1	422151				256 22,0 19,0 V L +S +B	
	1.6 i			10.96	06.10	PR: 1LQ	24.0322-0151.1	522151				256 22,0 19,0 V L +S +B PD	
	1.8 i 20V	92		10.96	06.10	PR: 1LQ							
	1.8 i 20V Turbo	110		03.98	06.10	PR: 1LQ							
	1.8 i 20V Turbo 4x4	110		05.01	06.10	PR: 1LQ							
	1.9 SDI			05.97	06.10	PR: 1LQ							
	1.9 TDI	66		10.96	06.10	PR: 1LQ							
	1.9 TDI	74		08.00	06.10	PR: 1LQ							
	1.9 TDI	81		08.97	06.10	PR: 1LQ							
	1.9 TDI	96		01.03	06.10	PR: 1LQ							
	1.9 TDI 4x4			11.99	06.10	PR: 1LQ							
	2.0 i			04.99	06.10	PR: 1LQ							
	2.0 i 4x4	85		05.01	06.10	PR: 1LQ							
	2.0 i 4x4	88		01.00	06.10	PR: 1LQ							
	1.4 i			04.99	06.10	PR: 1LR,1LS,1ZM	24.0122-0150.1	422150				280 22,0 19,0 V L +S +B	
	1.6 i			10.96	06.10	PR: 1LR,1LS,1ZM	24.0322-0150.1	522150				280 22,0 19,0 V L +S +B PD	

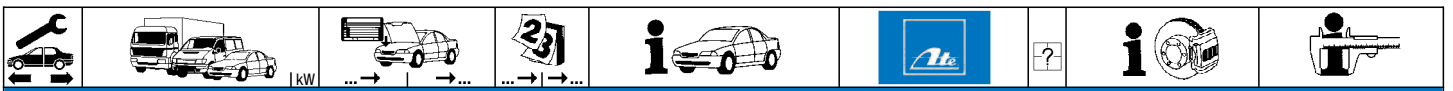
1) without sensor ring / senza sensori / sans secours ABS / sin anillo sensor ABS

								
SKODA OCTAVIA I (1U) (97-10)								
	1.8 i 20V	92	10.96	06.10	PR: 1LR,1LS,1ZM	24.0122-0150.1	422150	280 22,0 19,0 V L +S +B 280 22,0 19,0 V L +S +B PD
	1.8 i 20V Turbo	110	03.98	06.10	PR: 1LR,1LS,1ZM	24.0322-0150.1	522150	
	1.8 i 20V Turbo 4x4	110	05.01	06.10	PR: 1LR,1LS,1ZM			
	1.9 SDI		05.97	06.10	PR: 1LR,1LS,1ZM			
	1.9 TDI	66	10.96	06.10	PR: 1LR,1LS,1ZM			
	1.9 TDI	74	08.00	06.10	PR: 1LR,1LS,1ZM			
	1.9 TDI	81	08.97	06.10	PR: 1LR,1LS,1ZM			
	1.9 TDI	96	01.03	06.10	PR: 1LR,1LS,1ZM			
	1.9 TDI 4x4		11.99	06.10	PR: 1LR,1LS,1ZM			
	2.0 i		04.99	06.10	PR: 1LR,1LS,1ZM			
2.0 i 4x4	85	05.01	06.10	PR: 1LR,1LS,1ZM				
2.0 i 4x4	88	01.00	06.10	PR: 1LR,1LS,1ZM				
1.4 i		04.99	06.10	PR: 1LE,1LN,1ZE,1ZH	24.0125-0113.1	425113	288 25,0 22,0 V L +S +B 288 25,0 22,0 V L +S +B PD	
1.6 i		10.96	06.10	PR: 1LE,1LN,1ZE,1ZH	24.0325-0113.1	525113		
1.8 i 20V	92	10.96	06.10	PR: 1LE,1LN,1ZE,1ZH				
1.8 i 20V Turbo	110	03.98	06.10	PR: 1LE,1LN,1ZE,1ZH				
1.8 i 20V Turbo 4x4	110	05.01	06.10	PR: 1LE,1LN,1ZE,1ZH				
1.9 SDI		05.97	06.10	PR: 1LE,1LN,1ZE,1ZH				
1.9 TDI	66	10.96	06.10	PR: 1LE,1LN,1ZE,1ZH				
1.9 TDI	74	08.00	06.10	PR: 1LE,1LN,1ZE,1ZH				
1.9 TDI	81	08.97	06.10	PR: 1LE,1LN,1ZE,1ZH				
1.9 TDI	96	01.03	06.10	PR: 1LE,1LN,1ZE,1ZH				
1.9 TDI 4x4		11.99	06.10	PR: 1LE,1LN,1ZE,1ZH				
2.0 i		04.99	06.10	PR: 1LE,1LN,1ZE,1ZH				
2.0 i 4x4	85	05.01	06.10	PR: 1LE,1LN,1ZE,1ZH				
2.0 i 4x4	88	01.00	06.10	PR: 1LE,1LN,1ZE,1ZH				
RS 1.8 T 20V	132	05.01	06.10	PR: 1ZN	24.0125-0123.1	425123	310 25,0 22,0 V L +B 310 25,0 22,0 V L +B PD	
	1.4 i		04.99	06.10		24.0711-1361.3	360022	Radsensor Radsensor
	1.6 i		10.96	06.10		24.0711-1362.3	360023	
	1.8 i 20V	92	10.96	06.10				
	1.8 i 20V Turbo	110	03.98	06.10				
	1.8 i 20V Turbo 4x4	110	05.01	06.10				
	1.9 SDI		05.97	06.10				
	1.9 TDI	66	10.96	06.10				
	1.9 TDI	74	08.00	06.10				
	1.9 TDI	81	08.97	06.10				
	1.9 TDI	96	01.03	06.10				
1.9 TDI 4x4		11.99	06.10					
2.0 i		04.99	06.10					
2.0 i 4x4	85	05.01	06.10					
2.0 i 4x4	88	01.00	06.10					
RS 1.8 T 20V	132	05.01	06.10					
	1.6 i		10.96	06.10	PR: 1KK,1KS,1KP	13.0460-2894.2	602894	20961 17,4 /Zub/S LUC 20961 17,4 /Zub/S LUC Belagsatz-Zubehör LUC
	1.8 i 20V	92	10.96	06.10	PR: 1KK,1KS,1KP	13.0470-2894.2	LD2894	
	1.8 i 20V Turbo	110	03.98	06.10	PR: 1KK,1KS,1KP	13.0460-0072.2	610072	
	1.8 i 20V Turbo 4x4	110	05.01	06.10	PR: 1KE			
	1.9 SDI		05.97	06.10	PR: 1KK,1KS,1KP			
	1.9 TDI	66	08.97	06.10	PR: 1KK,1KS,1KP			
	1.9 TDI	74	08.00	06.10	PR: 1KK,1KS,1KP			
	1.9 TDI	81	08.97	06.10	PR: 1KK,1KS,1KP			
	1.9 TDI	96	01.03	06.10	PR: 1KK,1KS,1KP			
	1.9 TDI 4x4		11.99	06.10	PR: 1KE			
2.0 i		04.99	06.10	PR: 1KK,1KS,1KP				
2.0 i 4x4	85	05.01	06.10	PR: 1KE				
2.0 i 4x4	88	01.00	06.10	PR: 1KE				
RS 1.8 T 20V	132	01.03	06.10	PR: 2ED	13.0460-2886.2	602886	20961 16,2 /S LUC 20961 16,2 /S LUC	
	1.6 i		10.96	06.10	PR: 1KP	24.0109-0123.1	409123	230 9,0 7,0 +S +B 230 9,0 7,0 +S +B PD
	1.8 i 20V	92	10.96	06.10	PR: 1KK,1KS,1KP	24.0309-0123.1	509123	
	1.8 i 20V Turbo	110	03.98	06.10	PR: 1KK,1KS,1KP			
	1.9 SDI		05.97	06.10	PR: 1KK,1KS,1KP			
	1.9 TDI	66	10.96	06.10	PR: 1KK,1KS,1KP			
	1.9 TDI	74	08.00	06.10	PR: 1KP			
	1.9 TDI	81	08.97	06.10	PR: 1KP			
	1.9 TDI	96	01.03	06.10	PR: 1KP			
	2.0 i		04.99	06.10	PR: 1KP			
	1.8 i 20V Turbo 4x4	110	05.01	06.10	PR: 1KE	24.0109-0133.1	409133	
1.9 TDI 4x4		11.99	06.10	PR: 1KE	24.0309-0133.1	509133		
2.0 i 4x4	85	05.01	06.10	PR: 1KE				
2.0 i 4x4	88	01.00	06.10	PR: 1KE				
RS 1.8 T 20V	132	01.03	06.10	PR: 2ED	24.0122-0163.1	422163	256 22,0 20,0 V L +B 256 22,0 20,0 V L +B PD	
	1.4 i		04.99	06.10		24.0741-1107.3	360042	Radsensor
	1.6 i		10.96	06.10				
	1.8 i 20V	92	10.96	06.10				
	1.8 i 20V Turbo	110	03.98	06.10				
	1.9 SDI		05.97	06.10				
	1.9 TDI	66	10.96	06.10				
	1.9 TDI	74	08.00	06.10				
	1.9 TDI	81	08.97	06.10				
	1.9 TDI	96	01.03	06.10				
	2.0 i		04.99	06.10				
RS 1.8 T 20V	132	05.01	06.10					
1.8 i 20V Turbo 4x4	110	05.01	06.10		24.0711-1365.3	360172	Radsensor L=226	
1.9 TDI 4x4		11.99	06.10					

SKODA OCTAVIA II (1Z) (04-13)										
	1.6 TDI	77		06.09	01.13	PR: 1ZE	24.0125-0145.1	425145		288 25,0 22,0 V L +S +B
	1.6 TDI 4x4	77		06.09	01.13	PR: 1ZE	24.0325-0145.1	525145		288 25,0 22,0 V L +S +B PD
	1.8 TSI			06.07	01.13	PR: 1ZE				
	1.8 TSI 4x4			11.08	01.13	PR: 1ZE				
	1.9 TDI	77		06.04	01.13	PR: 1ZE				
	1.9 TDI 4x4	77		11.04	01.13	PR: 1ZE				
	2.0 FSI	110		11.04	01.13	PR: 1ZE				
	2.0 FSI 4x4	110		11.04	01.13	PR: 1ZE				
	2.0 TDI	81		03.10	01.13	PR: 1ZE				
	2.0 TDI	100		06.04	01.13	PR: 1ZE				
2.0 TDI	103		06.04	01.13	PR: 1ZE					
2.0 TDi 4x4	81		05.11	01.13	PR: 1ZE					
2.0 TDi 4x4	103		07.06	01.13	PR: 1ZE					
2.0 RS	147		10.05	01.13	PR: 1LL,1LP,1ZB	24.0125-0158.1	425158			312 25,0 22,0 V L +S +B
2.0 TDI RS	125		04.06	01.13	PR: 1LL,1LP,1ZB	24.0325-0158.1	525158			312 25,0 22,0 V L +S +B PD
	1.2 TSI	77		02.10	01.13		24.0711-5271.3	360301		Radsensor
	1.4 i 16V			06.04	01.13		24.0711-5272.3	360302		Radsensor
	1.4 TSI	90		11.08	01.13					
	1.6	75		09.09	01.13					
	1.6 FSI	85		06.04	01.13					
	1.6 i 16V	75		06.04	01.13					
	1.6 TDI	77		06.09	01.13					
	1.6 TDI 4x4	77		06.09	01.13					
	1.8 TSI			06.07	01.13					
	1.8 TSI 4x4			11.08	01.13					
	1.9 TDI	77		06.04	01.13					
	1.9 TDI 4x4	77		11.04	01.13					
	2.0 FSI	110		11.04	01.13					
	2.0 FSI 4x4	110		11.04	01.13					
	2.0 RS	147		10.05	01.13					
	2.0 TDI	81		03.10	01.13					
	2.0 TDI	100		06.04	01.13					
	2.0 TDI	103		06.04	01.13					
	2.0 TDi 4x4	81		05.11	01.13					
	2.0 TDi 4x4	103		07.06	01.13					
2.0 TDI RS	125		04.06	01.13						
	1.2 TSI	77		02.10	01.13	PR: 1KD	13.0460-2820.2	602820		20961 17,6 /S LUC
	1.4 i 16V			06.04	01.13	PR: 1KD	13.0470-2820.2	LD2820		20961 17,6 /S LUC
	1.4 TSI	90		11.08	01.13	PR: 1KD				
	1.6	75		09.09	01.13	PR: 1KD				
	1.6 FSI	85		06.04	01.13	PR: 1KD				
	1.6 i 16V	75		06.04	01.13	PR: 1KD				
	1.6 TDI	77		06.09	01.13	PR: 1KD				
	1.8 TSI			06.07	01.13	PR: 1KD				
	1.9 TDI	77		06.04	01.13	PR: 1KD				
	2.0 FSI	110		11.04	01.13	PR: 1KD				
	2.0 TDI	81		03.10	01.13	PR: 1KD				
	2.0 TDI	100		06.04	01.13	PR: 1KD				
	2.0 TDI	103		06.04	01.13	PR: 1KD				
	2.0 TDi 4x4	81		05.11	01.13	PR: 1KD				
	1.2 TSI	77		02.10	01.13	PR: 1KS,1KT	13.0460-3858.2	603858		24563 17,7 /Zub/S BOS
	1.4 i 16V			06.04	01.13	PR: 1KS,1KT	13.0470-3858.2	LD3858		24563 17,7 /Zub/S BOS
	1.4 TSI	90		11.08	01.13	PR: 1KS,1KT				
	1.6	75		09.09	01.13	PR: 1KS,1KT				
	1.6 FSI	85		06.04	01.13	PR: 1KS,1KT				
	1.6 i 16V	75		06.04	01.13	PR: 1KS,1KT				
	1.6 TDI	77		06.09	01.13	PR: 1KS,1KT				
	1.6 TDI 4x4	77		06.09	01.13	PR: 1KS,1KT				
	1.8 TSI			06.07	01.13	PR: 1KS,1KT				
	1.8 TSI 4x4			11.08	01.13	PR: 1KS,1KT				
	1.9 TDI	77		06.04	01.13	PR: 1KS,1KT				
	1.9 TDI 4x4	77		11.04	01.13	PR: 1KS,1KT				
	2.0 FSI	110		11.04	01.13	PR: 1KS,1KT				
	2.0 FSI 4x4	110		11.04	01.13	PR: 1KS,1KT				
2.0 TDI	81		03.10	01.13	PR: 1KS,1KT					
2.0 TDI	100		06.04	01.13	PR: 1KS,1KT					
2.0 TDI	103		06.04	01.13	PR: 1KS,1KT					
2.0 TDi 4x4	81		05.11	01.13	PR: 1KS,1KT					
2.0 TDi 4x4	103		06.06	01.13	PR: 1KS,1KT					
2.0 TDI RS	125		04.06	01.13	PR: 1KS,1KT					
	1.2 TSI	77		02.10	01.13	PR: 1KF	13.0460-2880.2	602880		23914 17,1 /WE/Zub/S LUC
	1.4 i 16V			06.04	01.13	PR: 1KF	13.0470-2880.2	LD2880		23914 17,1 /WE/Zub/S LUC
	1.4 TSI	90		11.08	01.13	PR: 1KF				
	1.6	75		09.09	01.13	PR: 1KF				
	1.6 FSI	85		06.04	01.13	PR: 1KF				
	1.6 i 16V	75		06.04	01.13	PR: 1KF				
	1.6 TDI	77		06.09	01.13	PR: 1KF				
	1.6 TDI 4x4	77		06.09	01.13	PR: 1KF				
	1.8 TSI			06.07	01.13	PR: 1KF				
	1.8 TSI 4x4			11.08	01.13	PR: 1KF				
	1.9 TDI	77		06.04	01.13	PR: 1KF				
	1.9 TDI 4x4	77		11.04	01.13	PR: 1KF				
	2.0 FSI	110		11.04	01.13	PR: 1KF				
	2.0 FSI 4x4	110		11.04	01.13	PR: 1KF				
2.0 RS	147		10.05	01.13	PR: 1KP					
2.0 TDI	81		03.10	01.13	PR: 1KF					
2.0 TDI	100		06.04	01.13	PR: 1KF					
















									
SKODA OCTAVIA II (1Z) (04-13)									
	2.0 TDI	103	06.04	01.13	PR: 1KF	13.0460-2880.2	602880		23914 17,1 /WE/Zub/S LUC
	2.0 TDi 4x4	81	05.11	01.13	PR: 1KF	13.0470-2880.2	LD2880		23914 17,1 /WE/Zub/S LUC
	2.0 TDI 4x4	103	07.06	01.13	PR: 1KF				
	2.0 TDI RS	125	04.06	01.13	PR: 1KP				
	1.2 TSI	77	02.10	01.13	PR: 1KD	24.0110-0277.1	410277		253 10,0 8,0 +S +B
	1.4 i 16V		06.04	01.13	PR: 1KD	24.0310-0277.1	510277		253 10,0 8,0 +S +B PD
	1.4 TSI	90	11.08	01.13	PR: 1KD				
	1.6	75	09.09	01.13	PR: 1KD				
	1.6 FSI	85	06.04	01.13	PR: 1KD				
	1.6 i 16V	75	06.04	01.13	PR: 1KD				
	1.6 TDI	77	06.09	01.13	PR: 1KD				
	1.8 TSI		06.07	01.13	PR: 1KD				
	1.9 TDI	77	06.04	01.13	PR: 1KD				
	2.0 FSI	110	11.04	01.13	PR: 1KD				
	2.0 TDI	81	03.10	01.13	PR: 1KD				
	2.0 TDI	100	06.04	01.13	PR: 1KD				
	2.0 TDI	103	06.04	01.13	PR: 1KD				
	2.0 TDi 4x4	81	05.11	01.13	PR: 1KD				
	1.2 TSI	77	02.10	01.13	PR: 1KS,1KT	24.0110-0356.1	410356		272 9,7 8,0 +S +B
	1.4 i 16V		06.04	01.13	PR: 1KS,1KT				
	1.4 TSI	90	11.08	01.13	PR: 1KS,1KT				
	1.6	75	09.09	01.13	PR: 1KS,1KT				
	1.6 FSI	85	06.04	01.13	PR: 1KS,1KT				
	1.6 i 16V	75	06.04	01.13	PR: 1KS,1KT				
	1.6 TDI	77	06.09	01.13	PR: 1KS,1KT				
	1.6 TDI 4x4	77	06.09	01.13	PR: 1KS,1KT				
	1.8 TSI		06.07	01.13	PR: 1KS,1KT				
	1.8 TSI 4x4		11.08	01.13	PR: 1KS,1KT				
	1.9 TDI	77	06.04	01.13	PR: 1KS,1KT				
	1.9 TDI 4x4	77	11.04	01.13	PR: 1KS,1KT				
	2.0 FSI	110	11.04	01.13	PR: 1KS,1KT				
	2.0 FSI 4x4	110	11.04	01.13	PR: 1KS,1KT				
	2.0 TDI	81	03.10	01.13	PR: 1KS,1KT				
	2.0 TDI	100	06.04	01.13	PR: 1KS,1KT				
	2.0 TDI	103	06.04	01.13	PR: 1KS,1KT				
	2.0 TDi 4x4	81	05.11	01.13	PR: 1KS,1KT				
	2.0 TDi 4x4	103	07.06	01.13	PR: 1KS,1KT				
	2.0 TDI RS	125	04.06	01.13	PR: 1KS,1KT				
	1.2 TSI	77	02.10	01.13	PR: 1KF	24.0112-0158.1	412158		256 12,0 10,0 +B
	1.4 i 16V		06.04	01.13	PR: 1KF	24.0312-0158.1	512158		256 12,0 10,0 +B PD
	1.4 TSI	90	11.08	01.13	PR: 1KF				
	1.6	75	09.09	01.13	PR: 1KF				
	1.6 FSI	85	06.04	01.13	PR: 1KF				
	1.6 i 16V	75	06.04	01.13	PR: 1KF				
	1.6 TDI	77	06.09	01.13	PR: 1KF				
	1.6 TDI 4x4	77	06.09	01.13	PR: 1KF				
	1.8 TSI		06.07	01.13	PR: 1KF				
	1.8 TSI 4x4		11.08	01.13	PR: 1KF				
	1.9 TDI	77	06.04	01.13	PR: 1KF				
	1.9 TDI 4x4	77	11.04	01.13	PR: 1KF				
	2.0 FSI	110	11.04	01.13	PR: 1KF				
	2.0 FSI 4x4	110	11.04	01.13	PR: 1KF				
	2.0 TDI	81	03.10	01.13	PR: 1KF				
	2.0 TDI	100	06.04	01.13	PR: 1KF				
	2.0 TDI	103	06.04	01.13	PR: 1KF				
	2.0 TDi 4x4	81	05.11	01.13	PR: 1KF				
	2.0 TDi 4x4	103	07.06	01.13	PR: 1KF				
	2.0 RS	147	10.05	01.13	PR: 1KP	24.0112-0169.1	412169		282 12,0 10,0 +S +B
	2.0 TDI RS	125	04.06	01.13	PR: 1KP				
	1.2 TSI	77	02.10	01.13		24.0711-6231.3	360305		Radsensor
	1.4 i 16V		06.04	01.13		24.0711-6232.3	360306		Radsensor
	1.4 TSI	90	11.08	01.13					
	1.6	75	09.09	01.13					
	1.6 FSI	85	06.04	01.13					
	1.6 i 16V	75	06.04	01.13					
	1.6 TDI	77	06.09	01.13					
	1.8 TSI		06.07	01.13					
	1.9 TDI	77	06.04	01.13					
	2.0 FSI	110	11.04	01.13					
	2.0 RS	147	10.05	01.13					
	2.0 TDI	81	03.10	01.13					
	2.0 TDI	100	06.04	01.13					
	2.0 TDI	103	06.04	01.13					
	2.0 TDI RS	125	04.06	01.13					
	1.6 TDI 4x4	77	06.09	01.13		24.0711-5271.3	360301		Radsensor
	1.8 TSI 4x4		11.08	01.13		24.0711-5272.3	360302		Radsensor
	1.9 TDI 4x4	77	11.04	01.13					
	2.0 FSI 4x4	110	11.04	01.13					
	2.0 TDi 4x4	81	05.11	01.13					
	2.0 TDi 4x4	103	07.06	01.13					
SKODA OCTAVIA III (5E) (12-)									
	1.2 TSI	63	02.13		PR: 1ZA,1ZB,1ZE	13.0460-2785.2	602785		25683 20,4 +/WK/S LUC
	1.2 TSI	77	02.13		PR: 1ZA,1ZB,1ZE				
	1.2 TSI	81	05.15		PR: 1ZA,1ZB,1ZE				
	1.4 TSI	103	11.12		PR: 1ZA,1ZB,1ZE				
	1.4 TSI	110	05.15		PR: 1ZA,1ZB,1ZE				















SKODA OCTAVIA III (5E) (12-)

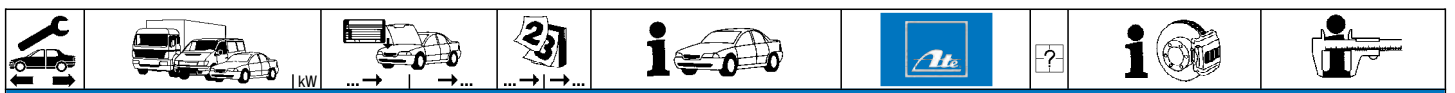
	1.4 TSI G-TEC	81	11.13	PR: 1ZA,1ZB,1ZE	13.0460-2785.2	602785		25683 20,4 +/WK/S	LUC					
	1.6	81	01.14	PR: 1ZA,1ZB,1ZE										
	1.6 TDI	66	02.13	PR: 1ZA,1ZB,1ZE										
	1.6 TDI	77	02.13	PR: 1ZA,1ZB,1ZE										
	1.6 TDI	81	02.13	PR: 1ZA,1ZB,1ZE										
	1.6 TDI 4x4	77	11.12	PR: 1ZA,1ZB,1ZE										
	1.8 TSI	132	11.12	PR: 1ZA,1ZB,1ZE										
	1.8 TSI 4x4	132	11.12	PR: 1ZA,1ZB,1ZE										
	2.0 TDI	105	11.12	PR: 1ZA,1ZB,1ZE										
	2.0 TDI	110	02.13	PR: 1ZA,1ZB,1ZE										
	2.0 TDI	135	05.13	PR: 1ZA,1ZB,1ZE										
	2.0 TDI 4x4	110	11.12	PR: 1ZA,1ZB,1ZE										
	2.0 TDI 4x4	135	09.14	PR: 1ZA,1ZB,1ZE										
	2.0 TSI RS	162	05.13	PR: 1ZA,1ZB,1ZE										
	2.0 TSI RS	169	05.15	PR: 1ZA,1ZB,1ZE										
	1.2 TSI	63	02.13	PR: 1LG						13.0460-2764.2	602764		24738 20,0 +/WK/S	LUC
	1.2 TSI	77	02.13	PR: 1LG						13.0470-2764.2	LD2764		24738 20,0 +/WK/S	LUC
	1.2 TSI	81	05.15	PR: 1LG										
	1.4 TSI	103	11.12	PR: 1LG										
	1.4 TSI	110	05.15	PR: 1LG										
1.4 TSI G-TEC	81	11.13	PR: 1LG											
1.6	81	01.14	PR: 1LG											
1.6 TDI	66	02.13	PR: 1LG											
1.6 TDI	77	02.13	PR: 1LG											
1.6 TDI	81	02.13	PR: 1LG											
1.6 TDI 4x4	77	11.12	PR: 1LG											
1.8 TSI	132	11.12	PR: 1LG											
1.8 TSI 4x4	132	11.12	PR: 1LG											
2.0 TDI	105	11.12	PR: 1LG											
2.0 TDI	110	02.13	PR: 1LG											
2.0 TDI	135	05.13	PR: 1LG											
2.0 TDI 4x4	110	11.12	PR: 1LG											
2.0 TDI 4x4	135	09.14	PR: 1LG											
2.0 TSI RS	162	05.13	PR: 1LG											
2.0 TSI RS	169	05.15	PR: 1LG											
	1.2 TSI	63	02.13	PR: 1ZE	24.0125-0145.1	425145		288 25,0 22,0 V L +S +B						
	1.2 TSI	77	02.13	PR: 1ZE	24.0325-0145.1	525145		288 25,0 22,0 V L +S +B PD						
	1.2 TSI	81	05.15	PR: 1ZE										
	1.4 TSI	103	11.12	PR: 1ZE										
	1.4 TSI	110	05.15	PR: 1ZE										
	1.4 TSI G-TEC	81	11.13	PR: 1ZE										
	1.6	81	01.14	PR: 1ZE										
	1.6 TDI	66	02.13	PR: 1ZE										
	1.6 TDI	77	02.13	PR: 1ZE										
	1.6 TDI	81	02.13	PR: 1ZE										
	1.6 TDI 4x4	77	11.12	PR: 1ZE										
	1.8 TSI	132	11.12	PR: 1ZE										
	1.8 TSI 4x4	132	11.12	PR: 1ZE										
	2.0 TDI	105	11.12	PR: 1ZE										
	2.0 TDI	110	02.13	PR: 1ZE										
	2.0 TDI	135	05.13	PR: 1ZE										
	2.0 TDI 4x4	110	11.12	PR: 1ZE										
	2.0 TDI 4x4	135	09.14	PR: 1ZE										
	2.0 TSI RS	162	05.13	PR: 1ZE										
	2.0 TSI RS	169	05.15	PR: 1ZE										
1.2 TSI	63	02.13	PR: 1ZA,1ZB	24.0125-0158.1	425158		312 25,0 22,0 V L +S +B							
1.2 TSI	77	02.13	PR: 1ZA,1ZB	24.0325-0158.1	525158		312 25,0 22,0 V L +S +B PD							
1.2 TSI	81	05.15	PR: 1ZA,1ZB											
1.4 TSI	103	11.12	PR: 1ZA,1ZB											
1.4 TSI	110	05.15	PR: 1ZA,1ZB											
1.4 TSI G-TEC	81	11.13	PR: 1ZA,1ZB											
1.6	81	01.14	PR: 1ZA,1ZB											
1.6 TDI	66	02.13	PR: 1ZA,1ZB											
1.6 TDI	77	02.13	PR: 1ZA,1ZB											
1.6 TDI	81	02.13	PR: 1ZA,1ZB											
1.6 TDI 4x4	77	11.12	PR: 1ZA,1ZB											
1.8 TSI	132	11.12	PR: 1ZA,1ZB											
1.8 TSI 4x4	132	11.12	PR: 1ZA,1ZB											
2.0 TDI	105	11.12	PR: 1ZA,1ZB											
2.0 TDI	110	02.13	PR: 1ZA,1ZB											
2.0 TDI	135	05.13	PR: 1ZA,1ZB											
2.0 TDI 4x4	110	11.12	PR: 1ZA,1ZB											
2.0 TDI 4x4	135	09.14	PR: 1ZA,1ZB											
2.0 TSI RS	162	05.13	PR: 1ZA,1ZB											
2.0 TSI RS	169	05.15	PR: 1ZA,1ZB											
	1.2 TSI	63	02.13	PR: 1LG	24.0130-0225.1	430225		340 30,0 27,0 V L +S +B						
	1.2 TSI	77	02.13	PR: 1LG										
	1.2 TSI	81	05.15	PR: 1LG										
	1.4 TSI	103	11.12	PR: 1LG										
	1.4 TSI	110	05.15	PR: 1LG										
	1.4 TSI G-TEC	81	11.13	PR: 1LG										
	1.6	81	01.14	PR: 1LG										
	1.6 TDI	66	02.13	PR: 1LG										
	1.6 TDI	77	02.13	PR: 1LG										
	1.6 TDI	81	02.13	PR: 1LG										
	1.6 TDI 4x4	77	11.12	PR: 1LG										
	1.8 TSI	132	11.12	PR: 1LG										

								
SKODA OCTAVIA III (5E) (12-)								
	1.8 TSI 4x4 2.0 TDI 2.0 TDI 2.0 TDI 2.0 TDI 4x4 2.0 TDI 4x4 2.0 TSI RS 2.0 TSI RS	132 105 110 135 110 135 162 169	11.12 11.12 02.13 05.13 11.12 09.14 05.13 05.15	PR: 1LG PR: 1LG PR: 1LG PR: 1LG PR: 1LG PR: 1LG PR: 1LG PR: 1LG	24.0130-0225.1	430225		340 30,0 27,0 VL +S +B
	1.2 TSI 1.2 TSI 1.2 TSI 1.4 TSI 1.4 TSI 1.4 TSI G-TEC 1.6 1.6 TDI 1.6 TDI 1.6 TDI 1.6 TDI 4x4 1.8 TSI 1.8 TSI 4x4 2.0 TDI 2.0 TDI 2.0 TDI 2.0 TDI 4x4 2.0 TDI 4x4 2.0 TSI RS 2.0 TSI RS	63 77 81 103 110 81 81 66 77 81 77 132 132 105 110 135 110 135 162 169	02.13 02.13 05.15 11.12 05.15 11.13 01.14 02.13 02.13 02.13 11.12 11.12 11.12 02.13 05.13 11.12 09.14 05.13 05.15		24.0711-5273.3 24.0711-5274.3	360303 360304	<input type="checkbox"/> <input type="checkbox"/>	Radsensor Radsensor
	1.2 TSI 1.2 TSI 1.2 TSI 1.4 TSI 1.4 TSI 1.4 TSI G-TEC 1.6 1.6 TDI 1.6 TDI 1.6 TDI 1.6 TDI 4x4 1.8 TSI 1.8 TSI 4x4 2.0 TDI 2.0 TDI 2.0 TDI 2.0 TDI 4x4 2.0 TDI 4x4 2.0 TSI RS 2.0 TSI RS	63 77 81 103 110 81 81 66 77 81 77 132 132 105 110 135 110 135 162 169	02.13 02.13 05.15 11.12 05.15 11.13 01.14 02.13 02.13 02.13 11.12 11.12 11.12 02.13 05.13 11.12 09.14 05.13 05.15	PR: 1KD PR: 1KD PR: 1KD PR: 1KD PR: 1KD PR: 1KD PR: 1KD PR: 1KD PR: 1KD PR: 1KD PR: 1KD PR: 1KD PR: 1KD PR: 1KD PR: 1KD PR: 1KD PR: 1KD PR: 1KD PR: 1KD	24.0110-0277.1 24.0310-0277.1	410277 510277		253 10,0 8,0 +S +B 253 10,0 8,0 +S +B PD
	1.2 TSI 1.2 TSI 1.2 TSI 1.4 TSI 1.4 TSI 1.4 TSI G-TEC 1.6 1.6 TDI 1.6 TDI 1.6 TDI 1.6 TDI 4x4 1.8 TSI 1.8 TSI 4x4 2.0 TDI 2.0 TDI 2.0 TDI 2.0 TDI 4x4 2.0 TDI 4x4 2.0 TSI RS 2.0 TSI RS	63 77 81 103 110 81 81 66 77 81 77 132 132 105 110 135 110 135 162 169	02.13 02.13 05.15 11.12 05.15 11.13 01.14 02.13 02.13 02.13 11.12 11.12 11.12 02.13 05.13 11.12 09.14 05.13 05.15	PR: 1KS,1KT PR: 1KS,1KT PR: 1KS,1KT PR: 1KS,1KT PR: 1KS,1KT PR: 1KS,1KT PR: 1KS,1KT PR: 1KS,1KT PR: 1KS,1KT PR: 1KS,1KT PR: 1KS,1KT PR: 1KS,1KT PR: 1KS,1KT PR: 1KS,1KT PR: 1KS,1KT PR: 1KS,1KT PR: 1KS,1KT PR: 1KS,1KT PR: 1KS,1KT	24.0110-0356.1	410356		272 9,7 8,0 +S +B
	1.2 TSI 1.2 TSI 1.2 TSI 1.4 TSI 1.4 TSI 1.4 TSI G-TEC 1.6 1.6 TDI 1.6 TDI 1.6 TDI 1.6 TDI 4x4 1.8 TSI 1.8 TSI 4x4 2.0 TDI 2.0 TDI 2.0 TDI 2.0 TDI 4x4 2.0 TDI 4x4 2.0 TSI RS 2.0 TSI RS	63 77 81 103 110 81 81 66 77 81 77 132 132 105 110 135 110 135 162 169	02.13 02.13 05.15 11.12 05.15 11.13 01.14 02.13 02.13 02.13 11.12 11.12 11.12 02.13 05.13 11.12 09.14 05.13 05.15		24.0711-6230.3 24.0711-6337.3	360310 360390	2 <input type="checkbox"/> - Geschwindigkeitsregelanlage ¹⁾ 2 <input type="checkbox"/> + Geschwindigkeitsregelanlage ²⁾	Radsensor Radsensor

1) - speed control system / - impianto variatore di velocità / - régulateur de vitesse / - sistema de regulación de velocidad
2) + speed control system / + impianto variatore di velocità / + régulateur de vitesse / + sistema de regulación de velocidad

SKODA OCTAVIA III (5E) (12-)										
	2.0 TSI RS	169		05.15		24.0711-6230.3	360310	2  - Geschwindigkeitsregelanlage ¹⁾		Radsensor
						24.0711-6337.3	360390	2  + Geschwindigkeitsregelanlage ²⁾		Radsensor
	1.2 TSI	63		02.13		24.0711-6230.3	360310	2  - Parkassistent ³⁾		Radsensor
	1.2 TSI	77		02.13		24.0711-6337.3	360390	2  + Parkassistent ⁴⁾		Radsensor
	1.2 TSI	81		05.15						
	1.4 TSI	103		11.12						
	1.4 TSI	110		05.15						
	1.4 TSI G-TEC	81		11.13						
	1.6	81		01.14						
	1.6 TDI	66		02.13						
	1.6 TDI	77		02.13						
	1.6 TDI	81		02.13						
	1.6 TDI 4x4	77		11.12						
	1.8 TSI	132		11.12						
	1.8 TSI 4x4	132		11.12						
	2.0 TDI	105		11.12						
	2.0 TDI	110		02.13						
	2.0 TDI	135		05.13						
	2.0 TDI 4x4	110		11.12						
	2.0 TDI 4x4	135		09.14						
	2.0 TSI RS	162		05.13						
	2.0 TSI RS	169		05.15						
SKODA PICK-UP (93-95)										
	1.3			12.92	12.95	13.0460-2964.2	602964			20861 17,5 /S LUC
	1.3			04.94	12.95	24.0113-0182.1	413182			236 12,8 11,4 +B
	1.3			12.92	12.95	03.0137-0268.2	650268			200 x 40 HEB VW
						03.0137-9168.2	669168			Bremsbacken-Zubehör VW
	1.3			12.92	12.95	24.0220-0018.1	480019	ohne Sensorring ⁵⁾		200/201 x 50,5 - Lager
						24.0220-0718.2	480209	ohne Sensorring ⁵⁾		200/201,5 x 50,5 + Lager
	1.3			12.92	12.95	03.0520-7022.3	697022			22,20/200x40 TopKit VW
SKODA RAPID / RAPID Spaceback (12-)										
	1.2	55		10.12		13.0460-7111.2	607111			23130 19,6 + VW
	1.2 TSI	63		10.12		13.0470-7111.2	LD7111			23130 19,6 + VW
	1.2 TSI	66		05.15						
	1.2 TSI	77		10.12						
	1.2 TSI	81		05.15						
	1.4 TDI	66		05.15						
	1.4 TSI	90		10.12						
	1.4 TSI	92		05.15						
	1.6	77		07.13						
	1.6 TDI	66		08.13						
	1.6 TDI	77		10.12						
	1.6 TDI	85		05.15						
	1.2	55		10.12		13.0460-7184.2	607184			23587 20,6 +/WK ATE
	1.2 TSI	63		10.12		13.0470-7184.2	LD7184			23587 20,6 +/WK ATE
	1.2 TSI	66		05.15						
	1.2 TSI	77		10.12						
	1.2 TSI	81		05.15						
	1.4 TDI	66		05.15						
	1.4 TSI	90		10.12						
	1.4 TSI	92		05.15						
	1.6	77		07.13						
	1.6 TDI	66		08.13						
	1.6 TDI	77		10.12						
	1.6 TDI	85		05.15						
	1.2	55		10.12		24.0122-0151.1	422151			256 22,0 19,0 VL +S +B
	1.2 TSI	63		10.12		24.0322-0151.1	522151			256 22,0 19,0 VL +S +B PD
	1.2 TSI	66		05.15						
	1.2 TSI	77		10.12						
	1.2 TSI	81		05.15						
	1.4 TDI	66		05.15						
	1.4 TSI	90		10.12						
	1.4 TSI	92		05.15						
	1.6	77		07.13						
	1.6 TDI	66		08.13						
	1.6 TDI	77		10.12						
	1.6 TDI	85		05.15						
	1.2	55		10.12		24.0125-0113.1	425113			288 25,0 22,0 VL +S +B
	1.2 TSI	63		10.12		24.0325-0113.1	525113			288 25,0 22,0 VL +S +B PD
	1.2 TSI	66		05.15						
	1.2 TSI	77		10.12						
	1.2 TSI	81		05.15						
	1.4 TDI	66		05.15						
	1.4 TSI	90		10.12						
	1.4 TSI	92		05.15						
	1.6	77		07.13						

¹⁾ - speed control system / - impianto variatore di velocità / - régulateur de vitesse / - sistema de regulación de velocidad
²⁾ + speed control system / + impianto variatore di velocità / + régulateur de vitesse / + sistema de regulación de velocidad
³⁾ - parking assistant / - assistente di parcheggio / - assistance au stationnement / - asistente de aparcamiento
⁴⁾ + parking assistant / + assistente di parcheggio / + assistance au stationnement / + asistente de aparcamiento
⁵⁾ without sensor ring / senza sensori / sans secours ABS / sin anillo sensor ABS












SKODA RAPID / RAPID Spaceback (12-)

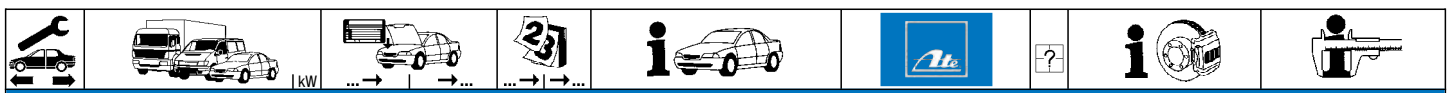
	1.6 TDI 1.6 TDI 1.6 TDI	66 77 85	08.13 10.12 05.15	PR: 1ZC PR: 1ZC PR: 1ZC	24.0125-0113.1 24.0325-0113.1	425113 525113		288 25,0 22,0 VL +S +B 288 25,0 22,0 VL +S +B PD	
	1.2 1.2 TSI 1.2 TSI 1.2 TSI 1.2 TSI 1.4 TDI 1.4 TSI 1.4 TSI 1.6 1.6 TDI 1.6 TDI 1.6 TDI	55 63 66 77 81 66 90 92 77 66 77 85	10.12 10.12 05.15 10.12 05.15 05.15 10.12 05.15 07.13 08.13 10.12 05.15		24.0711-5273.3 24.0711-5274.3	360303 360304		Radsensor Radsensor	
	1.2 1.2 TSI 1.2 TSI 1.2 TSI 1.2 TSI 1.4 TDI 1.4 TSI 1.4 TSI 1.6 1.6 TDI 1.6 TDI 1.6 TDI	55 63 66 77 81 66 90 92 77 66 77 85	10.12 10.12 05.15 10.12 05.15 05.15 10.12 05.15 07.13 08.13 10.12 05.15	PR: 1KT PR: 1KT PR: 1KT PR: 1KT PR: 1KT PR: 1KT PR: 1KT PR: 1KT PR: 1KT PR: 1KT PR: 1KT PR: 1KT	13.0460-2820.2 13.0470-2820.2	602820 LD2820		20961 17,6 /S 20961 17,6 /S	LUC LUC
	1.2 1.2 TSI 1.2 TSI 1.2 TSI 1.2 TSI 1.4 TDI 1.4 TSI 1.4 TSI 1.6 1.6 TDI 1.6 TDI 1.6 TDI	55 63 66 77 81 66 90 92 77 66 77 85	10.12 10.12 05.15 10.12 05.15 05.15 10.12 05.15 07.13 08.13 10.12 05.15	PR: 1KT PR: 1KT PR: 1KT PR: 1KT PR: 1KT PR: 1KT PR: 1KT PR: 1KT PR: 1KT PR: 1KT PR: 1KT PR: 1KT	24.0109-0123.1 24.0309-0123.1	409123 509123		230 9,0 7,0 +S +B 230 9,0 7,0 +S +B PD	
	1.2 1.2 TSI 1.2 TSI 1.2 TSI 1.2 TSI 1.4 TDI 1.4 TSI 1.4 TSI 1.6 1.6 TDI 1.6 TDI 1.6 TDI	55 63 66 77 81 66 90 92 77 66 77 85	10.12 10.12 05.15 10.12 05.15 05.15 10.12 05.15 07.13 08.13 10.12 05.15		24.0711-6233.3 24.0711-6234.3	360315 360316		Radsensor Radsensor	
	1.2 1.2 TSI 1.2 TSI 1.2 TSI 1.2 TSI 1.4 TDI 1.4 TSI 1.4 TSI 1.6 1.6 TDI 1.6 TDI 1.6 TDI	55 63 66 77 81 66 90 92 77 66 77 85	10.12 10.12 05.15 10.12 05.15 05.15 10.12 05.15 07.13 08.13 10.12 05.15	PR: 1KL PR: 1KL PR: 1KL PR: 1KL PR: 1KL PR: 1KL PR: 1KL PR: 1KL PR: 1KL PR: 1KL PR: 1KL PR: 1KL	03.0137-9309.2	669309		Bremsbacken-Zubehör	AP

SKODA ROOMSTER (5J) (06-15)

	1.2 1.2 TDI 1.2 TSI 1.2 TSI 1.4 1.4 TDI 1.4 TDI 1.6 1.6 TDI 1.6 TDI 1.9 TDI	55 63 77 63 51 59 77 66 77 66 77	07.06 03.10 03.10 03.10 07.06 07.06 07.06 07.06 03.10 03.10 07.06	04.15 PR: 1LQ,1LR,1ZG 04.15 PR: 1LQ,1LR,1ZG 04.15 PR: 1LQ,1LR,1ZG 04.15 PR: 1LQ,1LR,1ZG 04.15 PR: 1LQ,1LR,1ZG 04.15 PR: 1LQ,1LR,1ZG 04.15 PR: 1LQ,1LR,1ZG 04.15 PR: 1LQ,1LR,1ZG 04.15 PR: 1LQ,1LR,1ZG 04.15 PR: 1LQ,1LR,1ZG 04.15 PR: 1LQ,1LR,1ZG	13.0460-7111.2 13.0470-7111.2 13.0460-7117.2 13.0470-7117.2	607111 LD7111 607117 LD7117		23130 19,6 + 23130 19,6 + 23131 19,6 +/WK 23131 19,6 +/WK	VW VW VW VW
	1.2 1.2 TDI 1.2 TSI 1.2 TSI 1.4 1.4 TDI 1.4 TDI 1.6 1.6 TDI 1.6 TDI 1.9 TDI	55 63 77 63 51 59 77 66 77 66 77	07.06 03.10 03.10 03.10 07.06 07.06 07.06 07.06 03.10 03.10 07.06	04.15 PR: 1LN 04.15 PR: 1LN 04.15 PR: 1LN 04.15 PR: 1LN 04.15 PR: 1LN 04.15 PR: 1LN 04.15 PR: 1LN 04.15 PR: 1LN 04.15 PR: 1LN 04.15 PR: 1LN 04.15 PR: 1LN	13.0460-2883.2 13.0460-2884.2 13.0470-2884.2	602883 602884 LD2884		23581 18,8 /S 23843 18,8 +/WK/S 23843 18,8 +/WK/S	LUC LUC LUC



SKODA ROOMSTER (5J) (06-15)													
	1.2 1.2 TDI 1.2 TSI 1.2 TSI 1.4 1.4 TDI 1.4 TDI 1.6 1.6 TDI 1.6 TDI 1.9 TDI	55 63 77 63 51 59 77 66 77		07.06 03.10 03.10 03.10 07.06 07.06 07.06 03.10 03.10 07.06	04.15 04.15 04.15 04.15 04.15 04.15 04.15 04.15 04.15 04.15	PR: 1ZC PR: 1ZC PR: 1ZC PR: 1ZC PR: 1ZC PR: 1ZC PR: 1ZC PR: 1ZC PR: 1ZC PR: 1ZC	13.0460-7184.2 13.0470-7184.2	607184 LD7184			23587 20,6 +WK 23587 20,6 +WK	ATE ATE	
	1.2 1.2 TDI 1.2 TSI 1.2 TSI 1.4 1.4 TDI 1.4 TDI 1.6 1.6 TDI 1.6 TDI 1.9 TDI	55 63 77 63 51 59 77 66 77		07.06 03.10 03.10 03.10 07.06 07.06 07.06 03.10 03.10 07.06	04.15 04.15 04.15 04.15 04.15 04.15 04.15 04.15 04.15 04.15	PR: 1LQ,1LR,1ZG PR: 1LQ,1LR,1ZG PR: 1LQ,1LR,1ZG PR: 1LQ,1LR,1ZG PR: 1LQ,1LR,1ZG PR: 1LQ,1LR,1ZG PR: 1LQ,1LR,1ZG PR: 1LQ,1LR,1ZG PR: 1LQ,1LR,1ZG PR: 1LQ,1LR,1ZG	24.0122-0151.1 24.0322-0151.1	422151 522151		256 22,0 19,0 V L +S +B 256 22,0 19,0 V L +S +B PD			
	1.2 1.2 TDI 1.2 TSI 1.2 TSI 1.4 1.4 TDI 1.4 TDI 1.6 1.6 TDI 1.6 TDI 1.9 TDI	55 63 77 63 51 59 77 66 77		07.06 03.10 03.10 03.10 07.06 07.06 07.06 03.10 03.10 07.06	04.15 04.15 04.15 04.15 04.15 04.15 04.15 04.15 04.15 04.15	PR: 1LN,1ZC PR: 1LN,1ZC PR: 1LN,1ZC PR: 1LN,1ZC PR: 1LN,1ZC PR: 1LN,1ZC PR: 1LN,1ZC PR: 1LN,1ZC PR: 1LN,1ZC PR: 1LN,1ZC	24.0125-0113.1 24.0325-0113.1	425113 525113		288 25,0 22,0 V L +S +B 288 25,0 22,0 V L +S +B PD			
	1.2 1.2 TDI 1.2 TSI 1.2 TSI 1.4 1.4 TDI 1.4 TDI 1.6 1.6 TDI 1.6 TDI 1.9 TDI	55 63 77 63 51 59 77 66 77		07.06 03.10 03.10 07.06 07.06 07.06 03.10 03.10 07.06	04.15 04.15 04.15 04.15 04.15 04.15 04.15 04.15 04.15		24.0711-5273.3 24.0711-5274.3	360303 360304			Radsensor Radsensor		
	1.2 1.2 TDI 1.2 TSI 1.2 TSI 1.4 1.4 TDI 1.4 TDI 1.6 1.6 TDI 1.6 TDI 1.9 TDI	55 63 77 63 51 59 77 66 77		07.06 03.10 03.10 03.10 07.06 07.06 07.06 03.10 03.10 07.06	04.15 04.15 04.15 04.15 04.15 04.15 04.15 04.15 04.15 04.15	PR: 1KK PR: 1KK PR: 1KK PR: 1KK PR: 1KK PR: 1KK PR: 1KK PR: 1KK PR: 1KK PR: 1KK	13.0460-2894.2 13.0470-2894.2	602894 LD2894		20961 17,4 /Zub/S 20961 17,4 /Zub/S	LUC LUC		
	1.2 1.2 TDI 1.2 TSI 1.2 TSI 1.4 1.4 TDI 1.4 TDI 1.6 1.6 TDI 1.6 TDI 1.9 TDI	55 63 77 63 51 59 77 66 77		07.06 03.10 03.10 03.10 07.06 07.06 07.06 03.10 03.10 07.06	04.15 04.15 04.15 04.15 04.15 04.15 04.15 04.15 04.15 04.15	PR: 1KT PR: 1KT PR: 1KT PR: 1KT PR: 1KT PR: 1KT PR: 1KT PR: 1KT PR: 1KT PR: 1KT	13.0460-2820.2 13.0470-2820.2	602820 LD2820		20961 17,6 /S 20961 17,6 /S	LUC LUC		
	1.2 1.2 TDI 1.2 TSI 1.2 TSI 1.4 1.4 TDI 1.4 TDI 1.6 1.6 TDI 1.6 TDI 1.9 TDI	55 63 77 63 51 59 77 66 77		07.06 03.10 03.10 03.10 07.06 07.06 07.06 03.10 03.10 07.06	04.15 04.15 04.15 04.15 04.15 04.15 04.15 04.15 04.15 04.15	PR: 1KK,1KT PR: 1KK,1KT PR: 1KK,1KT PR: 1KK,1KT PR: 1KK,1KT PR: 1KK,1KT PR: 1KK,1KT PR: 1KK,1KT PR: 1KK,1KT PR: 1KK,1KT	24.0109-0123.1 24.0309-0123.1	409123 509123		230 9,0 7,0 +S +B 230 9,0 7,0 +S +B PD			
	1.2 1.2 TDI 1.2 TSI 1.2 TSI 1.4 1.4 TDI 1.4 TDI 1.6 1.6 TDI 1.6 TDI	55 63 77 63 51 59 77 66		07.06 03.10 03.10 03.10 07.06 07.06 07.06 03.10	04.15 04.15 04.15 04.15 04.15 04.15 04.15 04.15	PR: 1KC PR: 1KC PR: 1KC PR: 1KC PR: 1KC PR: 1KC PR: 1KC PR: 1KC	03.0137-0357.2 03.0137-9149.2	650357 669149		230 x 32 HEB Bremsbacken-Zubehör			























SKODA ROOMSTER (5J) (06-15)

	1.6 TDI	77		03.10	04.15	PR: 1KC	03.0137-0357.2	650357		230 x 32 HEB
	1.9 TDI			07.06	04.15	PR: 1KC	03.0137-9149.2	669149		Bremsbacken-Zubehör
	1.2			03.10	04.15	PR: 1KL	03.0137-9309.2	669309		Bremsbacken-Zubehör AP
	1.2 TDI	55		03.10	04.15	PR: 1KL				
	1.2 TSI	63		03.10	04.15	PR: 1KL				
	1.2 TSI	77		03.10	04.15	PR: 1KL				
	1.4	63		03.10	04.15	PR: 1KL				
	1.4 TDI	51		03.10	04.15	PR: 1KL				
	1.4 TDI	59		03.10	04.15	PR: 1KL				
	1.6	77		03.10	04.15	PR: 1KL				
1.6 TDI	66		03.10	04.15	PR: 1KL					
1.6 TDI	77		03.10	04.15	PR: 1KL					
1.9 TDI	77		03.10	04.15	PR: 1KL					
	1.2			05.06	04.15	PR: 1KC	24.0223-0016.1	480111		230/231,5 x 39
	1.2 TDI	55		03.10	04.15	PR: 1KC				
	1.2 TSI	63		03.10	04.15	PR: 1KC				
	1.2 TSI	77		03.10	04.15	PR: 1KC				
	1.4	63		07.06	04.15	PR: 1KC				
	1.4 TDI	51		07.06	04.15	PR: 1KC				
	1.4 TDI	59		07.06	04.15	PR: 1KC				
	1.6	77		07.06	04.15	PR: 1KC				
	1.6 TDI	66		03.10	04.15	PR: 1KC				
	1.6 TDI	77		03.10	04.15	PR: 1KC				
1.9 TDI	77		07.06	04.15	PR: 1KC					
	1.2			07.06	04.15	PR: 1KC	03.0520-5419.3	695419		19,05/230x32 TopKit
	1.2 TDI	55		03.10	04.15	PR: 1KC				
	1.2 TSI	63		03.10	04.15	PR: 1KC				
	1.2 TSI	77		03.10	04.15	PR: 1KC				
	1.4	63		07.06	04.15	PR: 1KC				
	1.4 TDI	51		07.06	04.15	PR: 1KC				
	1.4 TDI	59		07.06	04.15	PR: 1KC				
	1.6	77		07.06	04.15	PR: 1KC				
	1.6 TDI	66		03.10	04.15	PR: 1KC				
	1.6 TDI	77		03.10	04.15	PR: 1KC				
1.9 TDI	77		07.06	04.15	PR: 1KC					


SKODA SUPERB I (02-08)

	1.8 i 20V Turbo	110		12.01	02.08		13.0460-7110.2	607110		23018 20,3 +/WK	ATE
	1.9 TDI	74		08.02	12.07		13.0470-7110.2	LD7110		23018 20,3 +/WK	ATE
	1.9 TDI	77		10.05	12.07						
	1.9 TDI	85		01.07	12.07						
	1.9 TDI	96		12.01	12.07						
	2.0 i	85		12.01	02.08						
	2.0 TDI	103		10.05	12.07						
	2.5 TDI	114		12.01	12.07						
	2.5 TDI	120		06.03	12.07						
	2.8 i V6	142		12.01	12.07						
	1.8 i 20V Turbo	110	3U-39046708	12.01			24.0125-0105.1	425105		288 25,0 23,0 V L +B	
	1.9 TDI	74	3U-39046708	08.02			24.0325-0105.1	525105		288 25,0 23,0 V L +B PD	
	1.9 TDI	96	3U-39046708	12.01							
	2.0 i	85	3U-39046708	12.01							
	1.8 i 20V Turbo	110	3U-39046709	3U-69101369			24.0125-0171.1	425171		288 25,0 23,0 V L +B	
	1.9 TDI	74	3U-39046709	3U-69101369			24.0325-0171.1	525171		288 25,0 23,0 V L +B PD	
	1.9 TDI	77	3U-39046709	3U-69101369	10.05						
	1.9 TDI	96	3U-39046709	3U-69101369							
	2.0 i	85	3U-39046709	3U-69101369							
	1.8 i 20V Turbo	110	3U-69101370			02.08	24.0125-0145.1	425145		288 25,0 22,0 V L +S +B	
1.9 TDI	74	3U-69101370			12.07	24.0325-0145.1	525145		288 25,0 22,0 V L +S +B PD		
1.9 TDI	77	3U-69101370			12.07						
1.9 TDI	85			01.07	12.07						
1.9 TDI	96	3U-69101370			12.07						
2.0 i	85	3U-69101370			02.08						
2.0 TDI	103		3U-39043704	10.05		24.0125-0137.1	425137		312 25,0 23,0 V L +B		
2.5 TDI	114		3U-39043704	12.01		24.0325-0137.1	525137		312 25,0 23,0 V L +B PD		
2.5 TDI	120		3U-39043704	06.03							
2.8 i V6	142		3U-39043704	12.01		24.0125-0137.1	425137		312 25,0 23,0 V L +B		
						24.0325-0137.1	525137		312 25,0 23,0 V L +B PD		
2.0 TDI	103	3U-39043705	3U-69100010			24.0125-0172.1	425172		312 25,0 23,0 V L +B		
2.5 TDI	114	3U-39043705	3U-69100010			24.0325-0172.1	525172		312 25,0 23,0 V L +B PD		
2.5 TDI	120	3U-39043705	3U-69100010								
2.8 i V6	142	3U-39043705	3U-69100010			24.0125-0172.1	425172		312 25,0 23,0 V L +B		
2.0 TDI	103	3U-69100011			12.07	24.0125-0158.1	425158		312 25,0 22,0 V L +S +B		
2.5 TDI	114	3U-69100011			12.07	24.0325-0158.1	525158		312 25,0 22,0 V L +S +B PD		
2.5 TDI	120	3U-69100011			12.07						
2.8 i V6	142	3U-69100011			12.07						
	1.8 i 20V Turbo	110		12.01	02.08		24.0710-5014.3	360369	2	Radsensor	
	1.9 TDI	74		08.02	12.07						
	1.9 TDI	77		10.05	12.07						
	1.9 TDI	85		01.07	12.07						
	1.9 TDI	96		12.01	12.07						
	2.0 i	85		12.01	02.08						
	2.0 TDI	103		10.05	12.07						
	2.5 TDI	114		12.01	12.07						
	2.5 TDI	120		06.03	12.07						
	2.8 i V6	142		12.01	12.07						



											
SKODA SUPERB I (02-08)											
	1.8 i 20V Turbo	110		12.01	02.08		13.0460-2820.2	602820		20961 17,6 /S	LUC
	1.9 TDI	74		08.02	12.07		13.0470-2820.2	LD2820		20961 17,6 /S	LUC
	1.9 TDI	77		10.05	12.07						
	1.9 TDI	85		01.07	12.07						
	1.9 TDI	96		12.01	12.07						
	2.0 i	85		12.01	02.08						
	2.0 TDI	103		10.05	12.07						
	2.5 TDI	114		12.01	12.07						
	2.5 TDI	120		06.03	12.07						
	2.8 i V6	142		12.01	12.07						
	1.8 i 20V Turbo	110		12.01	02.08		24.0110-0201.1	410201		245 10,0 8,0 +B	
	1.9 TDI	74		08.02	12.07		24.0310-0201.1	510201		245 10,0 8,0 +B PD	
	1.9 TDI	77		10.05	12.07						
	1.9 TDI	85		01.07	12.07						
	1.9 TDI	96		12.01	12.07						
	2.0 i	85		12.01	02.08						
	2.0 TDI	103		10.05	12.07						
	2.5 TDI	114		12.01	12.07						
	2.5 TDI	120		06.03	12.07						
	2.8 i V6	142		12.01	12.07						
SKODA SUPERB II (08-15)											
	1.4 TSI	92		08.08	02.15	PR: 1ZE,1LJ,1ZA	13.0460-7184.2	607184		23587 20,6 +/WK	ATE
	1.6 TDI	77		09.10	02.15	PR: 1ZE,1LJ,1ZA	13.0470-7184.2	LD7184		23587 20,6 +/WK	ATE
	1.8 TFSI			08.08	02.15	PR: 1ZE,1LJ,1ZA					
	1.8 TSI 4x4			10.08	02.15	PR: 1ZE,1LJ,1ZA					
	1.9 TDI	77		08.08	02.15	PR: 1ZE,1LJ,1ZA					
	2.0 TDI	103		08.08	02.15	PR: 1ZE,1LJ,1ZA					
	2.0 TDI	125		08.08	02.15	PR: 1ZE,1LJ,1ZA					
	2.0 TDI 4x4			10.08	02.15	PR: 1ZE,1LJ,1ZA					
	2.0 TSI	147		05.10	02.15	PR: 1ZE,1LJ,1ZA					
	3.6 FSI V6 4x4	191		11.08	02.15	PR: 1ZE,1LJ,1ZA					
	1.4 TSI	92		08.08	02.15	PR: 1LK	13.0460-7200.2	607200		23801 20,3 +/WK	ATE
	1.6 TDI	77		09.10	02.15	PR: 1LK	13.0470-7200.2	LD7200		23801 20,3 +/WK	ATE
	1.8 TFSI			08.08	02.15	PR: 1LK					
	1.8 TSI 4x4			10.08	02.15	PR: 1LK					
	1.9 TDI	77		08.08	02.15	PR: 1LK					
	2.0 TDI	103		08.08	02.15	PR: 1LK					
	2.0 TDI	125		08.08	02.15	PR: 1LK					
	2.0 TDI 4x4			10.08	02.15	PR: 1LK					
	2.0 TSI	147		05.10	02.15	PR: 1LK					
	3.6 FSI V6 4x4	191		11.08	02.15	PR: 1LK					
	1.4 TSI	92		08.08	02.15	PR: 1ZE	24.0125-0145.1	425145		288 25,0 22,0 V L +S +B	
	1.6 TDI	77		09.10	02.15	PR: 1ZE	24.0325-0145.1	525145		288 25,0 22,0 V L +S +B PD	
	1.8 TFSI			08.08	02.15	PR: 1ZE					
	1.8 TSI 4x4			10.08	02.15	PR: 1ZE					
	1.9 TDI	77		08.08	02.15	PR: 1ZE					
	2.0 TDI	103		08.08	02.15	PR: 1ZE					
	2.0 TDI	125		08.08	02.15	PR: 1ZE					
	2.0 TDI 4x4			10.08	02.15	PR: 1ZE					
	2.0 TSI	147		05.10	02.15	PR: 1ZE					
	3.6 FSI V6 4x4	191		11.08	02.15	PR: 1ZE					
	1.4 TSI	92		08.08	02.15	PR: 1LJ,1ZA	24.0125-0158.1	425158		312 25,0 22,0 V L +S +B	
	1.6 TDI	77		09.10	02.15	PR: 1LJ,1ZA	24.0325-0158.1	525158		312 25,0 22,0 V L +S +B PD	
	1.8 TFSI			08.08	02.15	PR: 1LJ,1ZA					
	1.8 TSI 4x4			10.08	02.15	PR: 1LJ,1ZA					
	1.9 TDI	77		08.08	02.15	PR: 1LJ,1ZA					
	2.0 TDI	103		08.08	02.15	PR: 1LJ,1ZA					
	2.0 TDI	125		08.08	02.15	PR: 1LJ,1ZA					
	2.0 TDI 4x4			10.08	02.15	PR: 1LJ,1ZA					
	2.0 TSI	147		05.10	02.15	PR: 1LJ,1ZA					
	3.6 FSI V6 4x4	191		11.08	02.15	PR: 1LJ,1ZA					
	1.4 TSI	92		08.08	02.15	PR: 1LK	24.0130-0115.1	430115		345 30,0 27,0 V L +B	
	1.6 TDI	77		09.10	02.15	PR: 1LK	24.0330-0115.1	530115		345 30,0 27,0 V L +B PD	
	1.8 TFSI			08.08	02.15	PR: 1LK					
	1.8 TSI 4x4			10.08	02.15	PR: 1LK					
	1.9 TDI	77		08.08	02.15	PR: 1LK					
	2.0 TDI	103		08.08	02.15	PR: 1LK					
	2.0 TDI	125		08.08	02.15	PR: 1LK					
	2.0 TDI 4x4			10.08	02.15	PR: 1LK					
	2.0 TSI	147		05.10	02.15	PR: 1LK					
	3.6 FSI V6 4x4	191		11.08	02.15	PR: 1LK					
	1.4 TSI	92		08.08	02.15		24.0711-5271.3	360301		Radsensor	
	1.6 TDI	77		09.10	02.15		24.0711-5272.3	360302		Radsensor	
	1.8 TFSI			08.08	02.15						
	1.8 TSI 4x4			10.08	02.15						
	1.9 TDI	77		08.08	02.15						
	2.0 TDI	103		08.08	02.15						
	2.0 TDI	125		08.08	02.15						
	2.0 TDI 4x4			10.08	02.15						
	2.0 TSI	147		05.10	02.15						
	3.6 FSI V6 4x4	191		10.08	02.15						
	1.4 TSI	92		08.08	02.15	PR: 1KF,1KJ	13.0460-2880.2	602880		23914 17,1 /WE/Zub/S	LUC
	1.6 TDI	77		09.10	02.15	PR: 1KF,1KJ	13.0470-2880.2	LD2880		23914 17,1 /WE/Zub/S	LUC
	1.8 TFSI			08.08	02.15	PR: 1KF,1KJ					
	1.9 TDI	77		08.08	02.15	PR: 1KF,1KJ					





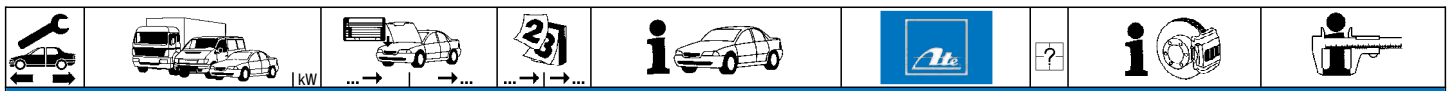
SKODA SUPERB II (08-15)

	2.0 TDI	103	08.08	02.15	PR: 1KF,1KJ	13.0460-2880.2	602880		23914 17,1 /WE/Zub/S	LUC
	2.0 TDI	125	08.08	02.15	PR: 1KF,1KJ	13.0470-2880.2	LD2880		23914 17,1 /WE/Zub/S	LUC
	2.0 TSI	147	05.10	02.15	PR: 1KF,1KJ					
	1.4 TSI	92	08.08	02.15	PR: 1KS	13.0460-3858.2	603858		24563 17,7 /Zub/S	BOS
	1.6 TDI	77	09.10	02.15	PR: 1KS	13.0470-3858.2	LD3858		24563 17,7 /Zub/S	BOS
	1.8 TFSI		08.08	02.15	PR: 1KS					
	1.8 TSI 4x4		10.08	02.15	PR: 1KS					
	1.9 TDI	77	08.08	02.15	PR: 1KS					
	2.0 TDI	103	08.08	02.15	PR: 1KS					
	2.0 TDI	125	08.08	02.15	PR: 1KS					
2.0 TDI 4x4		10.08	02.15	PR: 1KS						
2.0 TSI	147	05.10	02.15	PR: 1KS						
3.6 FSI V6 4x4	191	10.08	02.15	PR: 1KS						
1.8 TSI 4x4		10.08	02.15	PR: 2EA	13.0460-2880.2	602880		23914 17,1 /WE/Zub/S	LUC	
2.0 TDI 4x4		10.08	02.15	PR: 2EA	13.0470-2880.2	LD2880		23914 17,1 /WE/Zub/S	LUC	
3.6 FSI V6 4x4	191	11.08	02.15	PR: 2EA						
	1.4 TSI	92	08.08	02.15	PR: 1KF	24.0112-0158.1	412158		256 12,0 10,0 +B	
	1.6 TDI	77	09.10	02.15	PR: 1KF	24.0312-0158.1	512158		256 12,0 10,0 +B PD	
	1.8 TFSI		08.08	02.15	PR: 1KF					
	1.9 TDI	77	08.08	02.15	PR: 1KF					
	2.0 TDI	103	08.08	02.15	PR: 1KF					
	2.0 TDI	125	08.08	02.15	PR: 1KF					
	2.0 TSI	147	05.10	02.15	PR: 1KF					
	1.4 TSI	92	08.08	02.15	PR: 1KJ	24.0112-0169.1	412169		282 12,0 10,0 +S +B	
	1.6 TDI	77	09.10	02.15	PR: 1KJ					
	1.8 TFSI		08.08	02.15	PR: 1KJ					
1.9 TDI	77	08.08	02.15	PR: 1KJ						
2.0 TDI	103	08.08	02.15	PR: 1KJ						
2.0 TDI	125	08.08	02.15	PR: 1KJ						
2.0 TSI	147	05.10	02.15	PR: 1KJ						
1.4 TSI	92	08.08	02.15	PR: 1KS	24.0110-0356.1	410356		272 9,7 8,0 +S +B		
1.6 TDI	77	09.10	02.15	PR: 1KS						
1.8 TFSI		08.08	02.15	PR: 1KS						
1.8 TSI 4x4		10.08	02.15	PR: 1KS						
1.9 TDI	77	08.08	02.15	PR: 1KS						
2.0 TDI	103	08.08	02.15	PR: 1KS						
2.0 TDI	125	08.08	02.15	PR: 1KS						
2.0 TDI 4x4		10.08	02.15	PR: 1KS						
2.0 TSI	147	05.10	02.15	PR: 1KS						
3.6 FSI V6 4x4	191	11.08	02.15	PR: 1KS						
1.8 TSI 4x4		10.08	02.15	PR: 2EA	24.0122-0219.1	422219		310 22,0 20,0 V L +B		
2.0 TDI 4x4		10.08	02.15	PR: 2EA						
3.6 FSI V6 4x4	191	11.08	02.15	PR: 2EA						
	1.4 TSI	92	08.08	02.15		24.0711-6231.3	360305		Radsensor	
	1.6 TDI	77	09.10	02.15		24.0711-6232.3	360306		Radsensor	
	1.8 TFSI		08.08	02.15						
	1.9 TDI	77	08.08	02.15						
	2.0 TDI	103	08.08	02.15						
	2.0 TDI	125	08.08	02.15						
	2.0 TSI	147	05.10	02.15						
	1.8 TSI 4x4		10.08	02.15		24.0711-5271.3	360301		Radsensor	
	2.0 TDI 4x4		10.08	02.15		24.0711-5272.3	360302		Radsensor	
	3.6 FSI V6 4x4	191	11.08	02.15						

SKODA SUPERB II Combi (09-15)
















	1.4 TSI	92	11.09	02.15	PR: 1LK	13.0460-7200.2	607200		23801 20,3 +/WK	ATE
	1.6 TDI	77	09.10	02.15	PR: 1LK	13.0470-7200.2	LD7200		23801 20,3 +/WK	ATE
	1.8 TSI		11.09	02.15	PR: 1LK					
	1.8 TSI 4x4		11.09	02.15	PR: 1LK					
	1.9 TDI	77	10.09	02.15	PR: 1LK					
	2.0 TDI	103	11.09	02.15	PR: 1LK					
	2.0 TDI	125	11.09	02.15	PR: 1LK					
	2.0 TDI 4x4	125	11.09	02.15	PR: 1LK					
	2.0 TSI	147	05.10	02.15	PR: 1LK					
	3.6 V6 4x4	191	11.09	02.15	PR: 1LK					
1.4 TSI	92	11.09	02.15	PR: 1LJ,1ZA,1ZE	13.0460-7184.2	607184		23587 20,6 +/WK	ATE	
1.6 TDI	77	09.10	02.15	PR: 1LJ,1ZA,1ZE	13.0470-7184.2	LD7184		23587 20,6 +/WK	ATE	
1.8 TSI		11.09	02.15	PR: 1LJ,1ZA,1ZE						
1.8 TSI 4x4		11.09	02.15	PR: 1LJ,1ZA,1ZE						
1.9 TDI	77	10.09	02.15	PR: 1LJ,1ZA,1ZE						
2.0 TDI	103	11.09	02.15	PR: 1LJ,1ZA,1ZE						
2.0 TDI	125	11.09	02.15	PR: 1LJ,1ZA,1ZE						
2.0 TDI 4x4	125	11.09	02.15	PR: 1LJ,1ZA,1ZE						
2.0 TSI	147	05.10	02.15	PR: 1LJ,1ZA,1ZE						
3.6 V6 4x4	191	11.09	02.15	PR: 1LJ,1ZA,1ZE						
	1.4 TSI	92	11.09	02.15	PR: 1LK	24.0130-0115.1	430115		345 30,0 27,0 V L +B	
	1.6 TDI	77	09.10	02.15	PR: 1LK	24.0330-0115.1	530115		345 30,0 27,0 V L +B PD	
	1.8 TSI		11.09	02.15	PR: 1LK					
	1.8 TSI 4x4		11.09	02.15	PR: 1LK					
	1.9 TDI	77	10.09	02.15	PR: 1LK					
	2.0 TDI	103	11.09	02.15	PR: 1LK					
	2.0 TDI	125	11.09	02.15	PR: 1LK					
	2.0 TDI 4x4	125	11.09	02.15	PR: 1LK					
	2.0 TSI	147	05.10	02.15	PR: 1LK					
	3.6 V6 4x4	191	11.09	02.15	PR: 1LK					
1.4 TSI	92	11.09	02.15	PR: 1ZE	24.0125-0145.1	425145		288 25,0 22,0 V L +S +B		







SKODA SUPERB II Combi (09-15)

	1.6 TDI	77		09.10	02.15	PR: 1ZE	24.0125-0145.1	425145		288 25,0 22,0 V L +S +B				
	1.8 TSI			11.09	02.15	PR: 1ZE								
	1.8 TSI 4x4			11.09	02.15	PR: 1ZE								
	1.9 TDI	77		10.09	02.15	PR: 1ZE								
	2.0 TDI	103		11.09	02.15	PR: 1ZE								
	2.0 TDI	125		11.09	02.15	PR: 1ZE								
	2.0 TDI 4x4	125		11.09	02.15	PR: 1ZE								
	2.0 TSI	147		05.10	02.15	PR: 1ZE								
	3.6 V6 4x4	191		11.09	02.15	PR: 1ZE								
	1.4 TSI	92		11.09	02.15	PR: 1LJ,1ZA					24.0125-0158.1	425158	312 25,0 22,0 V L +S +B	
1.6 TDI	77		09.10	02.15	PR: 1LJ,1ZA									
1.8 TSI			11.09	02.15	PR: 1LJ,1ZA									
1.8 TSI 4x4			11.09	02.15	PR: 1LJ,1ZA									
1.9 TDI	77		10.09	02.15	PR: 1LJ,1ZA									
2.0 TDI	103		11.09	02.15	PR: 1LJ,1ZA									
2.0 TDI	125		11.09	02.15	PR: 1LJ,1ZA									
2.0 TDI 4x4	125		11.09	02.15	PR: 1LJ,1ZA									
2.0 TSI	147		05.10	02.15	PR: 1LJ,1ZA									
3.6 V6 4x4	191		11.09	02.15	PR: 1LJ,1ZA									
	1.4 TSI	92		11.09	02.15		24.0711-5271.3	360301		Radsensor				
	1.6 TDI	77		09.10	02.15									
	1.8 TSI			11.09	02.15									
	1.8 TSI 4x4			11.09	02.15									
	1.9 TDI	77		10.09	02.15									
	2.0 TDI	103		11.09	02.15									
	2.0 TDI	125		11.09	02.15									
	2.0 TDI 4x4	125		11.09	02.15									
	2.0 TSI	147		05.10	02.15									
	3.6 V6 4x4	191		11.09	02.15									
	1.4 TSI	92		11.09	02.15	PR: 1KF,1KJ	13.0460-2880.2	602880		23914 17,1 /WE/Zub/S LUC				
	1.6 TDI	77		09.10	02.15	PR: 1KF,1KJ								
	1.8 TSI			11.09	02.15	PR: 1KF,1KJ								
	1.9 TDI	77		10.09	02.15	PR: 1KF,1KJ								
	2.0 TDI	103		11.09	02.15	PR: 1KF,1KJ								
	2.0 TDI	125		11.09	02.15	PR: 1KF,1KJ								
	2.0 TDI 4x4	125		11.09	02.15	PR: 1KF,1KJ								
	2.0 TSI	147		05.10	02.15	PR: 1KF,1KJ								
	1.4 TSI	92		11.09	02.15	PR: 1KS					13.0460-3858.2	603858		24563 17,7 /Zub/S BOS
	1.6 TDI	77		09.10	02.15	PR: 1KS								
1.8 TSI			11.09	02.15	PR: 1KS									
1.8 TSI 4x4			11.09	02.15	PR: 1KS									
1.9 TDI	77		10.09	02.15	PR: 1KS									
2.0 TDI	103		11.09	02.15	PR: 1KS									
2.0 TDI	125		11.09	02.15	PR: 1KS									
2.0 TDI 4x4	125		11.09	02.15	PR: 1KS									
2.0 TSI	147		05.10	02.15	PR: 1KS									
3.6 V6 4x4	191		11.09	02.15	PR: 1KS									
	1.8 TSI 4x4	125		11.09	02.15	PR: 2EA	13.0460-2880.2	602880		23914 17,1 /WE/Zub/S LUC				
	2.0 TDI 4x4	125		11.09	02.15	PR: 2EA								
	3.6 V6 4x4	191		11.09	02.15	PR: 2EA								
	1.4 TSI	92		11.09	02.15	PR: 1KF					24.0112-0158.1	412158		256 12,0 10,0 +B
	1.6 TDI	77		09.10	02.15	PR: 1KF								
	1.8 TSI			11.09	02.15	PR: 1KF								
	1.9 TDI	77		10.09	02.15	PR: 1KF								
	2.0 TDI	103		11.09	02.15	PR: 1KF								
	2.0 TDI	125		11.09	02.15	PR: 1KF								
	2.0 TSI	147		05.10	02.15	PR: 1KF								
1.4 TSI	92		11.09	02.15	PR: 1KJ	24.0112-0169.1	412169		282 12,0 10,0 +S +B					
1.6 TDI	77		09.10	02.15	PR: 1KJ									
1.8 TSI			11.09	02.15	PR: 1KJ									
1.9 TDI	77		10.09	02.15	PR: 1KJ									
2.0 TDI	103		11.09	02.15	PR: 1KJ									
2.0 TDI	125		11.09	02.15	PR: 1KJ									
2.0 TSI	147		05.10	02.15	PR: 1KJ									
1.4 TSI	92		11.09	02.15	PR: 1KS					24.0110-0356.1	410356		272 9,7 8,0 +S +B	
1.6 TDI	77		09.10	02.15	PR: 1KS									
1.8 TSI			11.09	02.15	PR: 1KS									
1.8 TSI 4x4			11.09	02.15	PR: 1KS									
1.9 TDI	77		10.09	02.15	PR: 1KS									
2.0 TDI	103		11.09	02.15	PR: 1KS									
2.0 TDI	125		11.09	02.15	PR: 1KS									
2.0 TDI 4x4	125		11.09	02.15	PR: 1KS									
2.0 TSI	147		05.10	02.15	PR: 1KS									
3.6 V6 4x4	191		11.09	02.15	PR: 1KS									
	1.8 TSI 4x4	125		11.09	02.15	PR: 2EA	24.0122-0219.1	422219		310 22,0 20,0 V L +B				
	2.0 TDI 4x4	125		11.09	02.15	PR: 2EA								
	3.6 V6 4x4	191		11.09	02.15	PR: 2EA								
	1.4 TSI	92		11.09	02.15						24.0711-6231.3	360305		Radsensor
	1.6 TDI	77		09.10	02.15									
	1.8 TSI			11.09	02.15									
	1.9 TDI	77		10.09	02.15									
	2.0 TDI	103		11.09	02.15									
	2.0 TDI	125		11.09	02.15									
	2.0 TSI	147		05.10	02.15									
1.8 TSI 4x4	125		11.09	02.15		24.0711-5271.3	360301		Radsensor					
2.0 TDI 4x4	125		11.09	02.15										
3.6 V6 4x4	191		11.09	02.15										
1.4 TSI	92		11.09	02.15						24.0711-6232.3	360306		Radsensor	
1.6 TDI	77		09.10	02.15										
1.8 TSI			11.09	02.15										
1.9 TDI	77		10.09	02.15										
2.0 TDI	103		11.09	02.15										
2.0 TDI	125		11.09	02.15										
2.0 TSI	147		05.10	02.15										
1.8 TSI 4x4	125		11.09	02.15		24.0711-5271.3	360301		Radsensor					
2.0 TDI 4x4	125		11.09	02.15										
3.6 V6 4x4	191		11.09	02.15										

														
SKODA SUPERB III (15-)														
	1.4 TSI	92	08.15	PR: 1ZA	13.0460-2785.2	602785	1	25683 20,4 +/WK/S LUC Warnkontakt L=172mm						
	1.4 TSI	110	08.15	PR: 1ZA	24.8190-0065.2	620065								
	1.6 TDI	88	08.15	PR: 1ZA										
	2.0 TDI	110	08.15	PR: 1ZA										
	2.0 TDI	140	08.15	PR: 1ZA										
	2.0 TDI 4x4	140	08.15	PR: 1ZA										
	2.0 TSI	162	08.15	PR: 1ZA										
	2.0 TSI 4x4	206	08.15	PR: 1ZA										
	1.4 TSI	92	08.15	PR: 1LA	13.0460-2764.2	602764			1	24738 20,0 +/WK/S LUC 24738 20,0 +/WK/S LUC Warnkontakt L=172mm				
	1.4 TSI	110	08.15	PR: 1LA	13.0470-2764.2	LD2764								
	1.6 TDI	88	08.15	PR: 1LA	24.8190-0065.2	620065								
	2.0 TDI	110	08.15	PR: 1LA										
	2.0 TDI	140	08.15	PR: 1LA										
	2.0 TDI 4x4	140	08.15	PR: 1LA										
2.0 TSI	162	08.15	PR: 1LA											
2.0 TSI 4x4	206	08.15	PR: 1LA											
	1.4 TSI	92	08.15	PR: 1ZA	24.0125-0158.1	425158		312 25,0 22,0 V L +S +B						
	1.4 TSI	110	08.15	PR: 1ZA										
	1.6 TDI	88	08.15	PR: 1ZA										
	2.0 TDI	110	08.15	PR: 1ZA										
	2.0 TDI	140	08.15	PR: 1ZA										
	2.0 TDI 4x4	140	08.15	PR: 1ZA										
	2.0 TSI	162	08.15	PR: 1ZA										
	2.0 TSI 4x4	206	08.15	PR: 1ZA										
	1.4 TSI	92	08.15	PR: 1LA	24.0130-0225.1	430225				340 30,0 27,0 V L +S +B				
	1.4 TSI	110	08.15	PR: 1LA										
	1.6 TDI	88	08.15	PR: 1LA										
	2.0 TDI	110	08.15	PR: 1LA										
	2.0 TDI	140	08.15	PR: 1LA										
	2.0 TDI 4x4	140	08.15	PR: 1LA										
2.0 TSI	162	08.15	PR: 1LA											
2.0 TSI 4x4	206	08.15	PR: 1LA											
	1.4 TSI	92	08.15		24.0711-5273.3	360303	☐ ☐	Radsensor Radsensor						
	1.4 TSI	110	08.15		24.0711-5274.3	360304								
	1.6 TDI	88	08.15											
	2.0 TDI	110	08.15											
	2.0 TDI	140	08.15											
	2.0 TDI 4x4	140	08.15											
	2.0 TSI	162	08.15											
	2.0 TSI 4x4	206	08.15											
		1.4 TSI	92	08.15		24.0711-6230.3			360310	2 ☐ 2 ☐	- Geschwindigkeitsregelanlage 1) + Geschwindigkeitsregelanlage 2)			
		1.4 TSI	110	08.15		24.0711-6337.3			360390					
		1.6 TDI	88	08.15										
		2.0 TDI	110	08.15										
		2.0 TDI	140	08.15										
		2.0 TSI	162	08.15										
		1.4 TSI	92	08.15		24.0711-6230.3	360310	2 ☐ 2 ☐	- Parkassistent 3) + Parkassistent 4)					
		1.4 TSI	110	08.15		24.0711-6337.3	360390							
		1.6 TDI	88	08.15										
		2.0 TDI	110	08.15										
		2.0 TDI	140	08.15										
		2.0 TSI	162	08.15										
			2.0 TDI 4x4	140	08.15		24.0711-5271.3					360301	☐ ☐ ☐ ☐	- Geschwindigkeitsregelanlage 1) - Geschwindigkeitsregelanlage 1) + Geschwindigkeitsregelanlage 2) + Geschwindigkeitsregelanlage 2)
			2.0 TSI 4x4	206	08.15		24.0711-5272.3					360302		
						24.0711-5401.3	360330							
						24.0711-5402.3	360331							
	2.0 TDI 4x4		140	08.15		24.0711-5271.3	360301			☐ ☐ ☐ ☐	- Parkassistent 3) - Parkassistent 3) + Parkassistent 4) + Parkassistent 4)			
	2.0 TSI 4x4		206	08.15		24.0711-5272.3	360302							
						24.0711-5401.3	360330							
						24.0711-5402.3	360331							

SKODA SUPERB III Combi (15-)

	1.4 TSI	92	03.15	PR: 1ZA	13.0460-2785.2	602785	1	25683 20,4 +/WK/S LUC Warnkontakt L=172mm		
	1.4 TSI	110	03.15	PR: 1ZA	24.8190-0065.2	620065				
	1.6 TDI	88	03.15	PR: 1ZA						
	2.0 TDI	110	03.15	PR: 1ZA						
	2.0 TDI	140	03.15	PR: 1ZA						
	2.0 TDI 4x4	140	03.15	PR: 1ZA						
	2.0 TSI	162	03.15	PR: 1ZA						
	2.0 TSI 4x4	206	03.15	PR: 1ZA						
	1.4 TSI	92	03.15	PR: 1LA	13.0460-2764.2	602764			1	24738 20,0 +/WK/S LUC 24738 20,0 +/WK/S LUC Warnkontakt L=172mm
	1.4 TSI	110	03.15	PR: 1LA	13.0470-2764.2	LD2764				
	1.6 TDI	88	03.15	PR: 1LA	24.8190-0065.2	620065				
	2.0 TDI	110	03.15	PR: 1LA						
	2.0 TDI	140	03.15	PR: 1LA						
	2.0 TDI 4x4	140	03.15	PR: 1LA						
2.0 TSI	162	03.15	PR: 1LA							
2.0 TSI 4x4	206	03.15	PR: 1LA							
	1.4 TSI	92	03.15	PR: 1ZA	24.0125-0158.1	425158		312 25,0 22,0 V L +S +B		
	1.4 TSI	110	03.15	PR: 1ZA						
	1.6 TDI	88	03.15	PR: 1ZA						
	2.0 TDI	110	03.15	PR: 1ZA						
	2.0 TDI	140	03.15	PR: 1ZA						
	2.0 TDI 4x4	140	03.15	PR: 1ZA						
	2.0 TSI	162	03.15	PR: 1ZA						
	2.0 TSI 4x4	206	03.15	PR: 1ZA						

1) - speed control system / - impianto variatore di velocità / - régulateur de vitesse / - sistema de regulación de velocidad
2) + speed control system / + impianto variatore di velocità / + régulateur de vitesse / + sistema de regulación de velocidad
3) - parking assistant / - assistente di parcheggio / - assistance au stationnement / - asistente de aparcamiento
4) + parking assistant / + assistente di parcheggio / + assistance au stationnement / + asistente de aparcamiento



SKODA SUPERB III Combi (15-)

	1.4 TSI 92 1.4 TSI 110 1.6 TDI 88 2.0 TDI 110 2.0 TDI 140 2.0 TDI 4x4 140 2.0 TSI 162 2.0 TSI 4x4 206		03.15 03.15 03.15 03.15 03.15 03.15 03.15 03.15	PR: 1LA PR: 1LA PR: 1LA PR: 1LA PR: 1LA PR: 1LA PR: 1LA PR: 1LA	24.0130-0225.1 430225			340 30,0 27,0 VL +S +B
	1.4 TSI 92 1.4 TSI 110 1.6 TDI 88 2.0 TDI 110 2.0 TDI 140 2.0 TDI 4x4 140 2.0 TSI 162 2.0 TSI 4x4 206		03.15 03.15 03.15 03.15 03.15 03.15 03.15 03.15		24.0711-5273.3 360303 24.0711-5274.3 360304	<input type="checkbox"/> <input type="checkbox"/>		Radsensor Radsensor
	1.4 TSI 92 1.4 TSI 110 1.6 TDI 88 2.0 TDI 110 2.0 TDI 140 2.0 TSI 162		03.15 03.15 03.15 03.15 03.15 03.15		24.0711-6230.3 360310 24.0711-6337.3 360390	2 <input type="checkbox"/> - Geschwindigkeitsregelanlage ¹⁾ 2 <input type="checkbox"/> + Geschwindigkeitsregelanlage ²⁾		Radsensor Radsensor
	1.4 TSI 92 1.4 TSI 110 1.6 TDI 88 2.0 TDI 110 2.0 TDI 140 2.0 TSI 162		03.15 03.15 03.15 03.15 03.15 03.15		24.0711-6230.3 360310 24.0711-6337.3 360390	2 <input type="checkbox"/> - Parkassistent ³⁾ 2 <input type="checkbox"/> + Parkassistent ⁴⁾		Radsensor Radsensor
	2.0 TDI 4x4 140 2.0 TSI 4x4 206		03.15 03.15		24.0711-5271.3 360301 24.0711-5272.3 360302 24.0711-5401.3 360330 24.0711-5402.3 360331	<input type="checkbox"/> - Geschwindigkeitsregelanlage ¹⁾ <input type="checkbox"/> - Geschwindigkeitsregelanlage ¹⁾ <input type="checkbox"/> + Geschwindigkeitsregelanlage ²⁾ <input type="checkbox"/> + Geschwindigkeitsregelanlage ²⁾		Radsensor Radsensor Radsensor Radsensor
	2.0 TDI 4x4 140 2.0 TSI 4x4 206		03.15 03.15		24.0711-5271.3 360301 24.0711-5272.3 360302 24.0711-5401.3 360330 24.0711-5402.3 360331	<input type="checkbox"/> - Parkassistent ³⁾ <input type="checkbox"/> - Parkassistent ³⁾ <input type="checkbox"/> + Parkassistent ⁴⁾ <input type="checkbox"/> + Parkassistent ⁴⁾		Radsensor Radsensor Radsensor Radsensor

SKODA YETI (09-)

	1.2 TSI 77 1.2 TSI 81 1.4 TSI 90 1.4 TSI 92 1.4 TSI 4x4 110 1.6 81 1.6 TDI 77 1.8 TSI 4x4 112 1.8 TSI 4x4 118 2.0 TDI 81 2.0 TDI 103 2.0 TDI 110 2.0 TDI 4x4 81 2.0 TDI 4x4 103 2.0 TDI 4x4 110 2.0 TDI 4x4 125		09.09 05.15 06.10 05.15 05.15 04.14 11.10 11.09 05.09 11.09 11.11 05.15 11.09 05.09 05.15 11.09	PR: 1ZF PR: 1ZF PR: 1ZF PR: 1ZF PR: 1ZF PR: 1ZF PR: 1ZF PR: 1ZF PR: 1ZF PR: 1ZF PR: 1ZF PR: 1ZF PR: 1ZF PR: 1ZF PR: 1ZF PR: 1ZF	13.0460-7117.2 607117 13.0470-7117.2 LD7117		23131 19,6 +/WK 23131 19,6 +/WK	VW VW
	1.2 TSI 77 1.2 TSI 81 1.4 TSI 90 1.4 TSI 92 1.4 TSI 4x4 110 1.4 TSI 4x4 110 1.6 81 1.6 TDI 77 1.8 TSI 4x4 112 1.8 TSI 4x4 118 2.0 TDI 81 2.0 TDI 103 2.0 TDI 110 2.0 TDI 4x4 81 2.0 TDI 4x4 103 2.0 TDI 4x4 125		09.09 05.15 06.10 05.15 05.15 05.15 04.14 11.10 11.09 05.09 11.09 11.11 05.15 11.09 05.09 11.09	PR: 1ZA,1ZE PR: 1ZA,1ZE PR: 1ZA,1ZE PR: 1ZA,1ZE PR: 1ZA,1ZE PR: 1ZA,1ZE PR: 1ZA,1ZE PR: 1ZA,1ZE PR: 1ZA,1ZE PR: 1ZA,1ZE PR: 1ZA,1ZE PR: 1ZA,1ZE PR: 1ZA,1ZE PR: 1ZA,1ZE PR: 1ZA,1ZE PR: 1ZA,1ZE	13.0460-7184.2 607184 13.0470-7184.2 LD7184		23587 20,6 +/WK 23587 20,6 +/WK	ATE ATE
	1.2 TSI 77 1.2 TSI 81 1.4 TSI 90 1.4 TSI 92 1.4 TSI 4x4 110 1.6 81 1.6 TDI 77 1.8 TSI 4x4 112 1.8 TSI 4x4 118 2.0 TDI 81 2.0 TDI 103 2.0 TDI 110 2.0 TDI 4x4 81 2.0 TDI 4x4 103 2.0 TDI 4x4 110 2.0 TDI 4x4 125		09.09 05.15 06.10 05.15 05.15 04.14 11.10 11.09 05.09 11.09 11.11 05.15 11.09 05.09 05.15 11.09	PR: 1ZF PR: 1ZF PR: 1ZF PR: 1ZF PR: 1ZF PR: 1ZF PR: 1ZF PR: 1ZF PR: 1ZF PR: 1ZF PR: 1ZF PR: 1ZF PR: 1ZF PR: 1ZF PR: 1ZF PR: 1ZF	24.0122-0210.1 422210 24.0322-0210.1 522210		280 22,0 19,0 VL +S +B 280 22,0 19,0 VL +S +B PD	

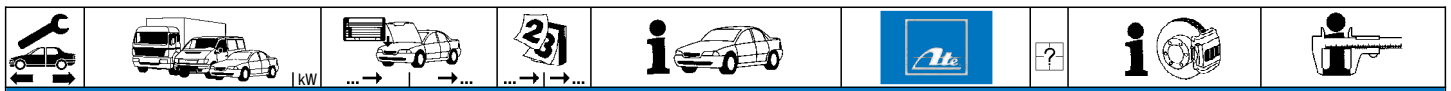
¹⁾ - speed control system / - impianto variatore di velocità / - régulateur de vitesse / - sistema de regulacion de velocidad
²⁾ + speed control system / + impianto variatore di velocità / + régulateur de vitesse / + sistema de regulacion de velocidad
³⁾ - parking assistant / - assistente di parcheggio / - assistance au stationnement / - asistente de aparcamiento
⁴⁾ + parking assistant / + assistente di parcheggio / + assistance au stationnement / + asistente de aparcamiento



SKODA YETI (09-)

	1.2 TSI	77	09.09	PR: 1ZE	24.0125-0145.1	425145		288 25,0 22,0 VL +S +B 288 25,0 22,0 VL +S +B PD
	1.2 TSI	81	05.15	PR: 1ZE	24.0325-0145.1	525145		
	1.4 TSI	90	06.10	PR: 1ZE				
	1.4 TSI	92	05.15	PR: 1ZE				
	1.4 TSI 4x4	110	05.15	PR: 1ZE				
	1.6	81	04.14	PR: 1ZE				
	1.6 TDI	77	11.10	PR: 1ZE				
	1.8 TSI 4x4	112	11.09	PR: 1ZE				
	1.8 TSI 4x4	118	05.09	PR: 1ZE				
	2.0 TDI	81	11.09	PR: 1ZE				
	2.0 TDI	103	11.11	PR: 1ZE				
	2.0 TDI	110	05.15	PR: 1ZE				
	2.0 TDI 4x4	81	11.09	PR: 1ZE				
	2.0 TDI 4x4	103	05.09	PR: 1ZE				
2.0 TDI 4x4	110	05.15	PR: 1ZE					
2.0 TDI 4x4	125	11.09	PR: 1ZE					
	1.2 TSI	77	09.09	PR: 1ZA	24.0125-0158.1	425158		312 25,0 22,0 VL +S +B 312 25,0 22,0 VL +S +B PD
	1.2 TSI	81	05.15	PR: 1ZA	24.0325-0158.1	525158		
	1.4 TSI	90	06.10	PR: 1ZA				
	1.4 TSI	92	05.15	PR: 1ZA				
	1.4 TSI 4x4	110	05.15	PR: 1ZA				
	1.6	81	04.14	PR: 1ZA				
	1.6 TDI	77	11.10	PR: 1ZA				
	1.8 TSI 4x4	112	11.09	PR: 1ZA				
	1.8 TSI 4x4	118	05.09	PR: 1ZA				
	2.0 TDI	81	11.09	PR: 1ZA				
	2.0 TDI	103	11.11	PR: 1ZA				
	2.0 TDI	110	05.15	PR: 1ZA				
	2.0 TDI 4x4	81	11.09	PR: 1ZA				
	2.0 TDI 4x4	103	05.15	PR: 1ZA				
2.0 TDI 4x4	103	05.09	PR: 1ZA					
2.0 TDI 4x4	125	11.09	PR: 1ZA					
	1.2 TSI	77	09.09		24.0711-5271.3	360301		Radsensor Radsensor
	1.2 TSI	81	05.15		24.0711-5272.3	360302		
	1.4 TSI	90	06.10					
	1.4 TSI	92	05.15					
	1.4 TSI 4x4	110	05.15					
	1.6	81	04.14					
	1.6 TDI	77	11.10					
	1.8 TSI 4x4	112	11.09					
	1.8 TSI 4x4	118	05.09					
	2.0 TDI	81	11.09					
	2.0 TDI	103	11.11					
	2.0 TDI	110	05.15					
	2.0 TDI 4x4	81	11.09					
	2.0 TDI 4x4	103	05.09					
2.0 TDI 4x4	110	05.15						
2.0 TDI 4x4	125	11.09						
	1.2 TSI	77	09.09	PR: 1KD	13.0460-2820.2	602820		20961 17,6 /S 20961 17,6 /S
	1.2 TSI	81	05.15	PR: 1KD	13.0470-2820.2	LD2820		
	1.4 TSI	90	06.10	PR: 1KD				
	1.4 TSI	92	05.15	PR: 1KD				
	1.6	81	04.14	PR: 1KD				
	1.6 TDI	77	11.10	PR: 1KD				
	2.0 TDI	81	11.09	PR: 1KD				
	2.0 TDI	103	11.11	PR: 1KD				
	2.0 TDI	110	05.15	PR: 1KD				
	2.0 TDI	125	11.09	PR: 1KD				
	1.2 TSI	77	09.09	PR: 1KJ	13.0460-2880.2	602880		23914 17,1 /WE/Zub/S 23914 17,1 /WE/Zub/S
	1.4 TSI	90	06.10	PR: 1KJ	13.0470-2880.2	LD2880		
	1.6 TDI	77	11.10	PR: 1KJ				
	1.8 TSI 4x4	112	11.09	PR: 1KJ				
	1.8 TSI 4x4	118	05.09	PR: 1KJ				
	2.0 TDI	81	11.09	PR: 1KJ				
	2.0 TDI 4x4	81	11.09	PR: 1KJ				
	2.0 TDI 4x4	103	05.09	PR: 1KJ				
	2.0 TDI 4x4	125	11.09	PR: 1KJ				
	2.0 TDI	110	05.15	PR: 1KS				
	1.2 TSI	77	11.09	PR: 1KS	13.0460-3858.2	603858		24563 17,7 /Zub/S 24563 17,7 /Zub/S
	1.2 TSI	81	05.15	PR: 1KS	13.0470-3858.2	LD3858		
	1.4 TSI	90	06.10	PR: 1KS				
	1.4 TSI	92	05.15	PR: 1KS				
	1.4 TSI 4x4	110	05.15	PR: 1KS				
	1.6	81	04.14	PR: 1KS				
	1.6 TDI	77	11.10	PR: 1KS				
	1.8 TSI 4x4	112	11.09	PR: 1KS				
	1.8 TSI 4x4	118	11.09	PR: 1KS				
	2.0 TDI	81	11.09	PR: 1KS				
	2.0 TDI	103	11.11	PR: 1KS				
	2.0 TDI	110	05.15	PR: 1KS				
	2.0 TDI 4x4	81	11.09	PR: 1KS				
	2.0 TDI 4x4	103	11.09	PR: 1KS				
2.0 TDI 4x4	110	05.15	PR: 1KS					
2.0 TDI 4x4	125	11.09	PR: 1KS					
	1.2 TSI	77	09.09	PR: 1KD	24.0110-0277.1	410277		253 10,0 8,0 +S +B 253 10,0 8,0 +S +B PD
	1.2 TSI	81	05.15	PR: 1KD	24.0310-0277.1	510277		
	1.4 TSI	90	06.10	PR: 1KD				
	1.4 TSI	92	05.15	PR: 1KD				
	1.6	81	04.14	PR: 1KD				




















































SKODA YETI (09-)

	1.6 TDI	77		11.10	PR: 1KD	24.0110-0277.1	410277		253 10,0 8,0 +S +B
	2.0 TDI	81		11.09	PR: 1KD	24.0310-0277.1	510277		253 10,0 8,0 +S +B PD
	2.0 TDI	103		11.11	PR: 1KD				
	2.0 TDI	110		05.15	PR: 1KD				
	1.2 TSI	77		09.09	PR: 1KJ	24.0112-0169.1	412169		282 12,0 10,0 +S +B
	1.4 TSI	90		06.10	PR: 1KJ				
	1.6 TDI	77		11.10	PR: 1KJ				
	1.8 TSI 4x4	112		11.09	PR: 1KJ				
	1.8 TSI 4x4	118		05.09	PR: 1KJ				
	2.0 TDI	81		11.09	PR: 1KJ				
2.0 TDI 4x4	81		11.09	PR: 1KJ					
2.0 TDI 4x4	103		05.09	PR: 1KJ					
2.0 TDI 4x4	125		11.09	PR: 1KJ					
1.2 TSI	77		11.09	PR: 1KS	24.0110-0356.1	410356		272 9,7 8,0 +S +B	
1.2 TSI	81		05.15	PR: 1KS					
1.4 TSI	90		06.10	PR: 1KS					
1.4 TSI	92		05.15	PR: 1KS					
1.4 TSI 4x4	110		05.15	PR: 1KS					
1.6	81		04.14	PR: 1KS					
1.6 TDI	77		11.10	PR: 1KS					
1.8 TSI 4x4	112		11.09	PR: 1KS					
1.8 TSI 4x4	118		11.09	PR: 1KS					
2.0 TDI	81		11.09	PR: 1KS					
2.0 TDI	103		11.11	PR: 1KS					
2.0 TDI	110		05.15	PR: 1KS					
2.0 TDI 4x4	81		11.09	PR: 1KS					
2.0 TDI 4x4	103		11.09	PR: 1KS					
2.0 TDI 4x4	110		05.15	PR: 1KS					
2.0 TDI 4x4	125		11.09	PR: 1KS					
	1.2 TSI	77		09.09	PR: 1X0	24.0711-6231.3	360305		Radsensor
	1.2 TSI	81		05.15	PR: 1X0	24.0711-6232.3	360306		Radsensor
	1.4 TSI	90		06.10	PR: 1X0				
	1.4 TSI	92		05.15	PR: 1X0				
	1.6	81		04.14	PR: 1X0				
	1.6 TDI	77		11.10	PR: 1X0				
	2.0 TDI	81		11.09	PR: 1X0				
	2.0 TDI	103		11.11	PR: 1X0				
	2.0 TDI	110		05.15	PR: 1X0				
	1.4 TSI 4x4	110		05.15	PR: 1X1	24.0711-5271.3	360301		Radsensor
1.8 TSI 4x4	112		11.09	PR: 1X1	24.0711-5272.3	360302		Radsensor	
1.8 TSI 4x4	118		05.09	PR: 1X1					
2.0 TDI 4x4	81		11.09	PR: 1X1					
2.0 TDI 4x4	103		05.09	PR: 1X1					
2.0 TDI 4x4	110		05.15	PR: 1X1					
2.0 TDI 4x4	125		11.09	PR: 1X1					








SMART CABRIO (BM450) (00-03)

	0.6	40		03.00	01.04	13.0460-3979.2	603979		21999 15,8 +/WK BOS
	0.6	45		01.01	01.04				
	0.6	52		06.02	01.04				
	0.7	45		01.03	01.04				
	0.7	55		01.03	01.04				
0.8 CDI	30		03.01	01.04					
	0.6	40		03.00	01.04	24.0109-0136.1	409136		280 9,0 8,0 L +B
	0.6	45		01.01	01.04				
	0.6	52		06.02	01.04				
	0.7	45		01.03	01.04				
	0.7	55		01.03	01.04				
0.8 CDI	30		03.01	01.04					
	0.6	40	J 000000	03.00	01.04	03.0137-0393.2	650393		203 x 32 HEB BOS
	0.6	45	J 000000	01.01	01.04	03.0137-9308.2	669308		Bremsbacken-Zubehör, + AUT
	0.6	52	J 000000	06.02	01.04				
	0.7	45	J 000000	01.03	01.04				
	0.7	55	J 000000	01.03	01.04				
0.8 CDI	30	J 000000	03.01	01.04					
	0.6	40	J 000001		01.04	03.0137-9308.2	669308		Bremsbacken-Zubehör, + AUT
	0.6	45	J 000001		01.04				
	0.6	52	J 000001		01.04				
	0.7	45	J 000001		01.04				
	0.7	55	J 000001		01.04				
0.8 CDI	30	J 000001		01.04					
	0.6	40		03.00	01.04	24.0220-3027.1	480168		203/204,5 x 38,5
	0.6	45		01.01	01.04				
	0.6	52		06.02	01.04				
	0.7	45		01.03	01.04				
	0.7	55		01.03	01.04				
0.8 CDI	30		03.01	01.04					
	0.6	40	J 000000	03.00	01.04	03.0520-6522.3	696522		22,20/203x32 TopKit BOS
	0.6	45	J 000000	01.01	01.04				
	0.6	52	J 000000	06.02	01.04				
	0.7	45	J 000000	01.03	01.04				
	0.7	55	J 000000	01.03	01.04				
0.8 CDI	30	J 000000	03.01	01.04					

								
SMART CITY COUPE (BM450) (98-04)								
	0.6 0.6 0.6 0.6 0.7 0.7 0.7 0.8 CDI	33 40 45 52 37 45 55 30		07.98 07.98 01.01 06.02 01.03 01.03 01.03 11.99	01.04 01.04 01.04 01.04 01.04 01.04 01.04 01.04	13.0460-3979.2	603979	21999 15,8 +/WK BOS
	0.6 0.6 0.6 0.6 0.7 0.7 0.7 0.8 CDI	33 40 45 52 37 45 55 30		07.98 07.98 01.01 06.02 01.03 01.03 01.03 11.99	01.04 01.04 01.04 01.04 01.04 01.04 01.04 01.04	24.0109-0136.1	409136	280 9,0 8,0 L +B
	0.6 0.6 0.6 0.6 0.7 0.7 0.7 0.8 CDI	33 40 45 52 37 45 55 30	J 000000 J 000000	07.98 07.98 01.01 06.02 01.03 01.03 01.03 11.99	01.04 01.04 01.04 01.04 01.04 01.04 01.04 01.04	03.0137-0393.2 03.0137-9308.2	650393 669308	203 x 32 HEB BOS Bremsbacken-Zubehör, + AUT
	0.6 0.6 0.8 CDI	45 J 000001 52 J 000001 30 J 000001			01.04 01.04 01.04	03.0137-9308.2	669308	Bremsbacken-Zubehör, + AUT
	0.6 0.6 0.6 0.6 0.7 0.7 0.7 0.8 CDI	33 40 45 52 37 45 55 30		07.98 07.98 01.01 06.02 01.03 01.03 01.03 11.99	01.04 01.04 01.04 01.04 01.04 01.04 01.04 01.04	24.0220-3027.1	480168	203/204,5 x 38,5
	0.6 0.6 0.6 0.6 0.7 0.7 0.7 0.8 CDI	33 40 45 52 37 45 55 30	J 000000 J 000000	11.99 11.99 01.01 06.02 01.03 01.03 01.03 11.99	01.04 01.04 01.04 01.04 01.04 01.04 01.04 01.04	03.0520-6522.3	696522	22,20/203x32 TopKit BOS
SMART CROSSBLADE (BM450) (02-04)								
	0.6	52		06.02	01.04	13.0460-3979.2	603979	21999 15,8 +/WK BOS
	0.6	52		06.02	01.04 - ⊖	24.0109-0136.1	409136	280 9,0 8,0 L +B
	0.6	52	J 000000	06.02		03.0137-0393.2 03.0137-9308.2	650393 669308	203 x 32 HEB BOS Bremsbacken-Zubehör, + AUT
	0.6	52 J 000001			01.04	03.0137-9308.2	669308	Bremsbacken-Zubehör, + AUT
	0.6	52		06.02	01.04 - ⊕	24.0220-3027.1	480168	203/204,5 x 38,5
	0.6	52	J 000000	06.02		03.0520-6522.3	696522	22,20/203x32 TopKit BOS
SMART FORFOUR (BM454) (04-06)								
	1.1 1.3 1.5 1.5 1.5 CDI 1.5 CDI	70 80 80 90 50 70		03.04 03.04 03.04 11.04 08.04 08.04	12.06 12.06 12.06 12.06 12.06 12.06	13.0460-2896.2	602896	21920 16,6 /WK/Zub/S LUC
	1.5 BRABUS	130		02.05	12.06	13.0460-2853.2	602853	21983 17,2 /WK/Zub/S LUC
	1.1 1.3 1.5 1.5 1.5 CDI 1.5 CDI	70 80 80 90 50 70		03.04 03.04 03.04 11.04 08.04 08.04	12.06 12.06 12.06 12.06 12.06 12.06	24.0124-0192.1	424192	256 24,0 21,5 V +B
	1.1 1.3 1.5 1.5 1.5 BRABUS 1.5 CDI 1.5 CDI	70 80 80 90 130 50 70		03.04 03.04 03.04 11.04 02.05 08.04 08.04	12.06 12.06 12.06 12.06 12.06 12.06 12.06	13.0460-2897.2	602897	21861 15,2 /WK/S LUC

								
SMART FORFOUR (BM454) (04-06)								
	1.1 1.3 1.5 1.5 1.5 BRABUS 1.5 CDI 1.5 CDI	70 80 90 130 50 70		03.04 03.04 03.04 11.04 02.05 08.04 08.04	12.06 12.06 12.06 12.06 12.06 12.06 12.06	24.0110-0304.1	410304	250 10,0 8,0 +B
	1.1 1.3 1.5 1.5 CDI	70 70 90 50		03.04 03.04 11.04 08.04	12.06 12.06 12.06 12.06	03.0137-0477.2	650477	203 x 38 HEB
	1.1 1.3 1.5 1.5 CDI	70 70 90 50		03.04 03.04 11.04 08.04	12.06 12.06 12.06 12.06	03.0520-7319.3	697319	19,05/203x38 TopKit
SMART FORTWO CABRIO (BM450) (04-07)								
	0.7 0.7 BRABUS 0.8 CDI	45 55 30		01.04 01.04 01.04	04.07 04.07 04.07	13.0460-3979.2	603979	21999 15,8 +/WK BOS
	0.7 0.7 BRABUS 0.8 CDI	45 55 30		01.04 01.04 01.04	04.07 04.07 04.07	24.0109-0136.1	409136	280 9,0 8,0 L +B
	0.7 0.7 BRABUS 0.8 CDI	45 55 30		01.04 01.04 01.04	04.07 04.07 04.07	03.0137-0393.2 03.0137-9308.2	650393 669308	203 x 32 HEB BOS Bremsbacken-Zubehör, + AUT
	0.7 0.7 BRABUS 0.8 CDI	45 55 30		01.04 01.04 01.04	04.07 04.07 04.07	24.0220-3027.1	480168	203/204,5 x 38,5
	0.7 0.7 BRABUS 0.8 CDI	45 55 30		01.04 01.04 01.04	04.07 04.07 04.07	03.0520-6522.3	696522	22,20/203x32 TopKit BOS
SMART FORTWO COUPE (BM450) (04-07)								
	0.7 0.7 0.7 BRABUS 0.8 CDI	37 45 55 30		01.04 01.04 01.04 01.04	04.07 04.07 04.07 04.07	13.0460-3979.2	603979	21999 15,8 +/WK BOS
	0.7 0.7 0.7 BRABUS 0.8 CDI	37 45 55 30		01.04 01.04 01.04 01.04	04.07 04.07 04.07 04.07	24.0109-0136.1	409136	280 9,0 8,0 L +B
	0.7 0.7 0.7 BRABUS 0.8 CDI	37 45 55 30		01.04 01.04 01.04 01.04	04.07 04.07 04.07 04.07	03.0137-0393.2 03.0137-9308.2	650393 669308	203 x 32 HEB BOS Bremsbacken-Zubehör, + AUT
	0.7 0.7 0.7 BRABUS 0.8 CDI	37 45 55 30		01.04 01.04 01.04 01.04	04.07 04.07 04.07 04.07	24.0220-3027.1	480168	203/204,5 x 38,5
	0.7 0.7 0.7 BRABUS 0.8 CDI	37 45 55 30		01.04 01.04 01.04 01.04	04.07 04.07 04.07 04.07	03.0520-6522.3	696522	22,20/203x32 TopKit BOS
SMART FORTWO CABRIO (BM451) (07-)								
	0.8 CDI 0.8 CDI 1.0 1.0 BRABUS 1.0 BRABUS 1.0 MHD Hybrid 1.0 Turbo Electric Drive Electric Drive Electric Drive Electric Drive Electric Drive BRABUS	33 40 52 88 88 71 62 20 30 35 55 60		04.07 08.09 04.07 07.07 04.12 10.07 04.07 12.10 11.09 12.11 04.12 01.13		13.0460-3979.2	603979	21999 15,8 +/WK BOS
	0.8 CDI 0.8 CDI 1.0 1.0 BRABUS 1.0 BRABUS 1.0 MHD Hybrid 1.0 Turbo Electric Drive Electric Drive Electric Drive Electric Drive Electric Drive BRABUS	33 40 52 88 88 71 62 20 30 35 55 60		04.07 08.09 04.07 07.07 04.12 10.07 04.07 12.10 11.09 12.11 04.12 01.13		24.0110-0331.1	410331	280 9,6 8,0 L +B
	0.8 CDI 0.8 CDI 1.0 1.0 BRABUS 1.0 BRABUS	33 40 52 88 88		04.07 08.09 04.07 07.07 04.12		03.0137-0487.2 03.0137-9308.2	650487 669308	203 x 32 HEB Bremsbacken-Zubehör, + AUT































SMART FORTWO CABRIO (BM451) (07-)									
	1.0 MHD Hybrid	71		10.07	03.0137-0487.2	650487	03.0137-9308.2	669308	203 x 32 HEB Bremsbacken-Zubehör, + AUT
	1.0 Turbo	62		04.07					
	Electric Drive	20		12.10					
	Electric Drive	30		11.09					
	Electric Drive	35		12.11					
	Electric Drive	55		04.12					
Electric Drive BRABUS	60		01.13						
	0.8 CDI	33		04.07	24.0220-3027.1	480168			203/204,5 x 38,5
	0.8 CDi	40		08.09					
	1.0	52		04.07					
	1.0 BRABUS			07.07					
	1.0 BRABUS	88		04.12					
	1.0 MHD Hybrid	71		10.07					
	1.0 Turbo	62		04.07					
	Electric Drive	20		12.10					
	Electric Drive	30		11.09					
	Electric Drive	35		12.11					
	Electric Drive	55		04.12					
	Electric Drive BRABUS	60		01.13					
	0.8 CDI	33		04.07	03.0520-9520.3	699520			20,64/203x32 TopKit
	0.8 CDi	40		08.09					
	1.0	52		04.07					
	1.0 BRABUS			07.07					
	1.0 BRABUS			04.12					
	1.0 MHD Hybrid	71		10.07					
	1.0 Turbo	62		04.07					
	Electric Drive	20		12.10					
	Electric Drive	30		11.09					
	Electric Drive	35		12.11					
	Electric Drive	55		04.12					
	Electric Drive BRABUS	60		01.13					
SMART FORTWO COUPE (BM451) (07-)									
	0.8 CDI	33		04.07	13.0460-3979.2	603979			21999 15,8 +WK BOS
	0.8 CDi	40		08.09					
	1.0	45		04.07					
	1.0	52		04.07					
	1.0	88		01.10					
	1.0 BRABUS	72		07.07					
	1.0 MHD Hybrid	71		10.07					
	1.0 Turbo			04.07					
	Electric Drive	20		12.10					
	Electric Drive	30		11.09					
	Electric Drive	35		12.11					
	Electric Drive	55		04.12					
Electric Drive BRABUS	60		01.13						
	0.8 CDI	33		04.07	24.0110-0331.1	410331			280 9,6 8,0 L +B
	0.8 CDi	40		08.09					
	1.0	45		04.07					
	1.0	52		04.07					
	1.0	88		01.10					
	1.0 BRABUS	72		07.07					
	1.0 MHD Hybrid	71		10.07					
	1.0 Turbo			04.07					
	Electric Drive	20		12.10					
	Electric Drive	30		11.09					
	Electric Drive	35		12.11					
	Electric Drive	55		04.12					
Electric Drive BRABUS	60		01.13						
	0.8 CDI	33		04.07	03.0137-0487.2	650487	03.0137-9308.2	669308	203 x 32 HEB Bremsbacken-Zubehör, + AUT
	0.8 CDi	40		08.09					
	1.0	45		04.07					
	1.0	52		04.07					
	1.0	88		01.10					
	1.0 BRABUS	72		07.07					
	1.0 MHD Hybrid	71		10.07					
	1.0 Turbo			04.07					
	Electric Drive	20		12.10					
	Electric Drive	30		11.09					
	Electric Drive	35		12.11					
	Electric Drive	55		04.12					
Electric Drive BRABUS	60		01.13						
	0.8 CDI	33		04.07	24.0220-3027.1	480168			203/204,5 x 38,5
	0.8 CDi	40		08.09					
	1.0	45		04.07					
	1.0	52		04.07					
	1.0	88		01.10					
	1.0 BRABUS	72		07.07					
	1.0 MHD Hybrid	71		10.07					
	1.0 Turbo			04.07					
	Electric Drive	20		12.10					
	Electric Drive	30		11.09					
	Electric Drive	35		12.11					
	Electric Drive	55		04.12					
Electric Drive BRABUS	60		01.13						

Wrench and Car		Truck and Car		Car with Arrow		Car with Arrow		Car with Arrow		Car with Arrow		Car with Arrow		Car with Arrow		Car with Arrow	
SMART FORTWO COUPE (BM451) (07-)																	
	0.8 CDI	33		04.07				03.0520-9520.3	699520								20,64/203x32 TopKit
	0.8 CDi	40		08.09													
	1.0	45		04.07													
	1.0	52		04.07													
	1.0	88		01.10													
	1.0 BRABUS	72		07.07													
	1.0 MHD Hybrid	71		10.07													
	1.0 Turbo			04.07													
	Electric Drive	20		12.10													
	Electric Drive	30		11.09													
	Electric Drive	35		12.11													
	Electric Drive	55		04.12													
	Electric Drive BRABUS	60		01.13													
SMART FORTWO (BM453) (14-)																	
	0.9	66		11.14				13.0460-7298.2	607298								25702 18,2 + ATE
	1.0	44		01.15													
	1.0	52		11.14													
	0.9	66		11.14				24.0112-0171.1	412171								259 12,0 10,6 +S +B
	1.0	44		01.15													
	1.0	52		11.14													
SMART FORFOUR (BM453) (14-)																	
	0.9	66		11.14		+ Automatikgetriebe 1)		13.0460-7298.2	607298								25702 18,2 + ATE
	1.0	44		01.15		+ Automatikgetriebe 1)											
	1.0	52		11.14		+ Automatikgetriebe 1)											
	0.9	66		11.14		+ Automatikgetriebe 1)		24.0122-0289.1	422289								258 22,0 19,8 V L +S +B
	1.0	44		01.15		+ Automatikgetriebe 1)											
	1.0	52		11.14		+ Automatikgetriebe 1)											
SMART ROADSTER (BM452) (03-05)																	
	0.7	45		04.03	12.05			13.0460-3979.2	603979								21999 15,8 +/WK BOS
	0.7	60		04.03	12.05												
	0.7 BRABUS	74		03.04	12.05												
	0.7	45		04.03	12.05			24.0109-0136.1	409136								280 9,0 8,0 L +B
	0.7	60		04.03	12.05												
	0.7 BRABUS	74		03.04	12.05												
	0.7	45		04.03	12.05			03.0137-0393.2	650393								203 x 32 HEB BOS
	0.7	60		04.03	12.05			03.0137-9308.2	669308								Bremsbacken-Zubehör, + AUT
	0.7 BRABUS	74		03.04	12.05												
	0.7	45		04.03	12.05			24.0220-3027.1	480168								203/204,5 x 38,5
	0.7	60		04.03	12.05												
	0.7 BRABUS	74		03.04	12.05												
SMART ROADSTER COUPE (BM452) (03-05)																	
	0.7	45		04.05	12.05			13.0460-3979.2	603979								21999 15,8 +/WK BOS
	0.7	60		04.03	12.05												
	0.7 BRABUS	74		03.04	12.05												
	0.7	45		04.05	12.05			24.0109-0136.1	409136								280 9,0 8,0 L +B
	0.7	60		04.03	12.05												
	0.7 BRABUS	74		03.04	12.05												
	0.7	45		04.05	12.05			03.0137-0393.2	650393								203 x 32 HEB BOS
	0.7	60		04.03	12.05			03.0137-9308.2	669308								Bremsbacken-Zubehör, + AUT
	0.7 BRABUS	74		03.04	12.05												
	0.7	45		04.05	12.05			24.0220-3027.1	480168								203/204,5 x 38,5
	0.7	60		04.03	12.05												
	0.7 BRABUS	74		03.04	12.05												
SSANG YONG ACTYON SPORTS Pick-up (07-)																	
	2.0 Xdi 4WD	104		04.07		- ABS		24.0220-3020.2	480131			ohne Sensorring 2)					203/204,3 x 44,5 - Lager
								24.0220-3720.2	480210			ohne Sensorring 2)					203/204,3 x 44,5 + Lager
SSANG YONG KORANDO (96-99)																	
	2.3 (KJ)			05.97	01.99			24.0110-0352.1	410352								299 10,4 8,5 L +B
	2.3 D (KJ)			12.96	01.99												
	2.9 D (KJ)			12.96	01.99												
	2.9 TD (KJ)			04.98	01.99												
	3.2 (KJ)			12.96	01.99												
SSANG YONG REXTON I (02-06)																	
	2.3 i 16V	110		05.02	08.06			13.0460-5623.2	605623								23673 15,9 +/WK MAN
	2.7 Xdi	120		08.04	08.06												
	2.7 Xdi	121		03.05	08.06												
	2.9 TDiC	88		04.02	08.06												
	3.2 i V6	162		04.02	08.06												
	2.3 i 16V	110		05.02	02.06			24.0110-0352.1	410352								299 10,4 8,5 L +B
	2.7 Xdi	120		08.04	02.06												
	2.7 Xdi	121		03.05	02.06												
	2.9 TDiC	88		04.02	02.06												
	3.2 i V6	162		04.02	02.06												























1) + autom.transmission / + scatola cambio automatico / + transmission automatique / + cambio automático

2) without sensor ring / senza sensori / sans secours ABS / sin anillo sensor ABS

								
SUBARU BRZ Coupe (Z10) (12-)								
	2.0 16V	147	06.12		24.0124-0145.1	424145	Low-Type ¹⁾	277 24,0 22,0 V +B
	2.0 16V	147	06.12		24.0124-0196.1	424196	High-Type ²⁾	294 24,0 22,0 V +B
	2.0 16V	147	06.12		24.0110-0366.1	410366	Low-Type ¹⁾	286 10,0 8,5 +B
SUBARU FORESTER (97-02)								
	2.0	90	08.97	09.02	13.0460-5851.2	605851		23558 17,2 /WK AKE
	2.0	92	07.98	09.02				
	2.0 S Turbo	125	07.98	04.01				
	2.0	90	08.97	09.02	24.0124-0145.1	424145		277 24,0 22,0 V +B
	2.0	92	07.98	09.02				
	2.0 S Turbo	125	07.98	04.01				
	2.0 S Turbo	125	07.98	04.01	24.0110-0237.1	410237		266 10,0 8,5 +B
	2.0	90	08.97	09.02	03.0137-0302.2	650302		229 x 37
	2.0	92	07.98	09.02	03.0137-9192.2	669192		Bremsbacken-Zubehör
	2.0	90	08.97	09.02	24.0222-8023.1	480094		229/230 x 43,5
	2.0	92	07.98	09.02				
	2.0 S Turbo	125	07.98	04.01	03.0137-3010.2	653010		170 x 32
SUBARU FORESTER (02-08)								
	2.0	92	09.02	05.08	13.0460-5787.2	605787		23865 17,6 +/WK/Zub TOK
	2.0 S Turbo	130	09.02	05.08				
	2.0 X	116	09.05	05.08				
	2.5 Allrad	121	07.05	05.08				
	2.5 AWD	112	06.02	05.05				
	2.5 AWD	185	05.05	09.05				
	2.5 RX AWD	115	11.02	08.05				
	2.5 Turbo	155	12.03	05.08				
	2.5 XT	169	09.05	05.08				
	2.0	92	09.02	05.08	24.0124-0145.1	424145		277 24,0 22,0 V +B
	2.0 X	116	09.05	05.08				
	2.0 S Turbo	130	09.02	05.08	24.0124-0196.1	424196		294 24,0 22,0 V +B
	2.5 Allrad	121	07.05	05.08				
	2.5 AWD	112	06.02	05.05				
	2.5 AWD	185	05.05	09.05				
	2.5 RX AWD	115	11.02	08.05				
	2.5 Turbo	155	12.03	05.08				
	2.5 XT	169	09.05	05.08				
	2.0 S Turbo	130	06.03	05.08	13.0460-5628.2	605628		24331 13,8 /WK/Zub
	2.5 Allrad	121	07.05	05.08				
	2.5 AWD	112	06.02	05.05				
	2.5 AWD	185	05.05	09.05				
	2.5 RX AWD	115	11.02	08.05				
	2.5 Turbo	155	12.03	05.08				
	2.5 XT	169	09.05	05.08				
	2.0 S Turbo	130	09.02	05.08	24.0110-0237.1	410237		266 10,0 8,5 +B
	2.5 Allrad	121	07.05	05.08				
	2.5 AWD	112	06.02	05.05				
	2.5 AWD	185	05.05	09.05				
	2.5 RX AWD	115	11.02	08.05				
	2.5 Turbo	155	12.03	05.08				
	2.5 XT	169	09.05	05.08				
	2.0	92	09.02	05.08	03.0137-0302.2	650302		229 x 37
	2.0 X	116	09.05	05.08	03.0137-9192.2	669192		Bremsbacken-Zubehör
	2.0	92	09.02	05.08	24.0222-8023.1	480094		229/230 x 43,5
	2.0 X	116	09.05	05.08				
	2.0 S Turbo	130	09.02	05.08	03.0137-3010.2	653010		170 x 32
	2.5 Allrad	121	07.05	05.08				
	2.5 AWD	112	06.02	05.05				
	2.5 AWD	185	05.05	09.05				
	2.5 RX AWD	115	11.02	08.05				
	2.5 Turbo	155	12.03	05.08				
	2.5 XT	169	09.05	05.08				
SUBARU FORESTER (08-13)								
	2.0 16V AWD	110	01.08	03.10	13.0460-5787.2	605787		23865 17,6 +/WK/Zub TOK
	2.0 TD AWD	108	09.08	03.10				
	2.5 16V AWD	126	01.09	02.13				
	2.0 16V AWD	110	01.08	02.13	24.0124-0145.1	424145		277 24,0 22,0 V +B
	2.0 16V AWD	110	01.10	02.13				
	2.0 TD AWD	108	09.08	02.13	24.0124-0196.1	424196		294 24,0 22,0 V +B
	2.5 16V AWD	126	01.09	02.13				
	2.5 16V AWD	169	06.08	02.13				
	2.5 Turbo AWD	193	02.11	02.13				



























¹⁾ Low Type / Tipo Low / Type Low / Tipo Low

²⁾ High Type / Tipo Low / Type High / Tipo Low

	 kW							
SUBARU FORESTER (08-13)								
	2.0 16V AWD 110 2.0 16V AWD 110 2.0 TD AWD 108 2.5 16V AWD 126 2.5 16V AWD 169 2.5 Turbo AWD 193		01.08 02.13 01.10 02.13 09.08 02.13 01.09 02.13 06.08 02.13 02.11 02.13		24.0110-0366.1 410366			286 10,0 8,5 +B
	2.0 16V AWD 110 2.0 16V AWD 110 2.0 TD AWD 108 2.5 16V AWD 126 2.5 16V AWD 169 2.5 Turbo AWD 193		01.08 02.13 01.10 02.13 09.08 02.13 01.09 02.13 06.08 02.13 02.11 02.13		03.0137-3015.2 653015 03.0137-9307.2 669307			190 x 32 Bremsbacken-Zubehör
SUBARU FORESTER (13-)								
	2.0 XT 4WD 177		03.13		13.0460-5797.2 605797			24222 16,9 +/WK/Zub AKE
	2.0 D 4WD 108 2.0 X 4WD 110		03.13	- Kollisionswarnsystem (PCS) ¹⁾	24.0124-0196.1 424196			294 24,0 22,0 V +B
	2.0 D 4WD 108 2.0 XT 4WD 177		03.13 03.13	+ Kollisionswarnsystem (PCS) ²⁾	24.0130-0204.1 430204			316 30,0 28,0 V +B
	2.0 D 4WD 108 2.0 X 4WD 110 2.0 XT 4WD 177		03.13 03.13 03.13		03.0137-3045.2 653045			170 x 35
SUBARU IMPREZA Limousine (93-00)								
	1.6 (GC3) 1.6 4WD (GC4) 1.8 (GC5) 1.8 4WD (GC6) 2.0 (GC7) 2.0 4WD (GC8) 2.0 4WD (GC8) 2.0 Turbo 4WD (GC8) 155 2.0 Turbo 4WD (GC8) 160		01.93 08.96 01.93 12.00 01.93 06.96 01.93 06.96 08.96 12.00 09.94 08.96 09.96 12.00 08.96 12.00 06.98 12.00		13.0460-5978.2 605978			21495 17,0 +/WK
	1.6 (GC3) 1.6 4WD (GC4) 1.8 (GC5) 1.8 4WD (GC6) 2.0 4WD (GC8) 1.6 (GC3) 1.6 4WD (GC4) 1.8 (GC5) 1.8 4WD (GC6) 2.0 (GC7) 2.0 4WD (GC8) 2.0 Turbo 4WD (GC8) 155 2.0 Turbo 4WD (GC8) 160		01.93 12.00 01.93 12.00 01.93 06.96 01.93 06.96 09.94 08.96 01.93 12.00 01.93 12.00 01.93 06.96 01.93 06.96 08.96 12.00 09.96 12.00 12.93 07.96 06.98 12.00		24.0118-0125.1 418125 24.0124-0141.1 424141 24.0124-0145.1 424145 24.0124-0196.1 424196		- ABS + ABS	242 18,0 16,0 V 260 24,0 22,0 V +B 277 24,0 22,0 V +B 294 24,0 22,0 V +B
	1.6 (GC3) 1.6 4WD (GC4) 1.8 (GC5) 1.8 4WD (GC6) 2.0 (GC7) 2.0 4WD (GC8) 2.0 Turbo 4WD (GC8) 155		01.93 12.00 01.93 12.00 01.93 06.96 01.93 06.96 08.96 12.00 09.94 12.00 12.93 12.00		13.0460-5850.2 605850 13.0460-0143.2 610143			21703 15,0 +/WK SUM Belagsatz-Zubehör
	1.6 (GC3) 1.6 4WD (GC4) 1.8 (GC5) 1.8 4WD (GC6) 2.0 (GC7) 2.0 4WD (GC8) 2.0 Turbo 4WD (GC8) 155		01.93 12.00 01.93 12.00 01.93 06.96 01.93 06.96 08.96 12.00 09.94 12.00 12.93 07.98		24.0110-0237.1 410237			266 10,0 8,5 +B
	1.6 (GC3) 1.6 4WD (GC4) 1.8 (GC5) 1.8 4WD (GC6) 2.0 (GC7) 2.0 4WD (GC8)		01.93 12.00 01.93 12.00 01.93 06.96 01.93 06.96 08.96 12.00 09.94 12.00		03.0137-0302.2 650302 03.0137-9192.2 669192			229 x 37 Bremsbacken-Zubehör
	1.6 (GC3) 1.6 4WD (GC4) 1.8 (GC5) 1.8 4WD (GC6) 2.0 (GC7) 2.0 4WD (GC8)		01.93 12.00 01.93 12.00 01.93 06.96 01.93 06.96 08.96 12.00 09.94 12.00	- ABS - ABS - ABS - ABS - ABS - ABS	24.0222-8023.1 480094			229/230 x 43,5
	1.6 (GC3) 1.6 4WD (GC4) 1.8 (GC5) 1.8 4WD (GC6) 2.0 (GC7) 2.0 4WD (GC8) 2.0 Turbo 4WD (GC8) 155 2.0 Turbo 4WD (GC8) 160		01.93 12.00 01.93 12.00 01.93 06.96 01.93 06.96 08.96 12.00 09.94 12.00 12.93 12.00 06.98 12.00		03.0137-3010.2 653010			170 x 32

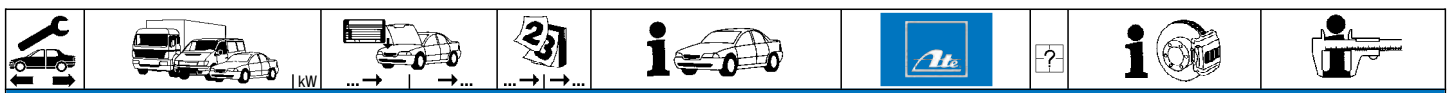
¹⁾ - collision warning system (PCS) / - sistema anti-collisione (PCS) / - système anticollision (PCS) / - sistema anticollisión (PCS)

²⁾ + collision warning system (PCS) / + sistema anti-collisione (PCS) / + système anticollision (PCS) / + sistema anticollisión (PCS)

								
SUBARU IMPREZA Limousine (00-05)								
	1.6 TS (GD)	70	12.00	09.05	- Europa ¹⁾	13.0460-5895.2	605895	23780 16,7 /WK/Zub
	1.6 TS (GD)	70	12.00	09.05	+ Europa ²⁾	13.0460-5851.2	605851	23558 17,2 /WK AKE
	2.0 GX (GD)	92	12.00	10.02				
	2.5 RSi (GD)	130	03.01	09.05				
	2.0 GX (GD)	92	11.02	09.05		13.0460-5787.2	605787	23865 17,6 +/WK/Zub TOK
	2.0 WRX Turbo (GD)	160	12.00	09.05		13.0460-5640.2	605640	21854 15,0 +/WK
	2.0 WRX Turbo (GD)	165	12.02	09.05				
2.0 WRX STi (GD)	195	11.02	09.05		13.0460-4973.2	604973	23325 16,0 +/WK BRE	
	1.6 TS (GD)	70	12.00	09.05	- Europa ¹⁾	24.0124-0141.1	424141	260 24,0 22,0 V +B
	2.0 GX (GD)	92	12.00	09.05		24.0124-0145.1	424145	277 24,0 22,0 V +B
	2.5 RSi (GD)	130	03.01	09.05				
	2.0 WRX Turbo (GD)	160	12.00	09.05		24.0124-0196.1	424196	294 24,0 22,0 V +B
	2.0 WRX Turbo (GD)	165	12.02	09.05				
	2.0 WRX Turbo (GD)	165	12.02	09.05				
	2.0 GX (GD)	92	12.00	09.05		24.0110-0237.1	410237	266 10,0 8,5 +B
	2.5 RSi (GD)	130	03.01	09.05				
	2.0 WRX Turbo (GD)	160	12.00	09.05		24.0118-0725.1	418725	290 18,0 16,0 V +B
	2.0 WRX Turbo (GD)	165	12.02	09.05				
	2.5 RSi (GD)	130	03.01	09.05				
	1.6 TS (GD)	70	12.00	09.05	- Europa ¹⁾	03.0137-0302.2	650302	229 x 37 Bremsbacken-Zubehör
						03.0137-9192.2	669192	
	1.6 TS (GD)	70	12.00	09.05	- Europa ¹⁾	24.0222-8023.1	480094	- ABS 229/230 x 43,5
	2.0 GX (GD)	92	12.00	09.05		03.0137-3010.2	653010	170 x 32
	2.0 WRX Turbo (GD)	160	12.00	09.05				
	2.0 WRX Turbo (GD)	165	12.02	09.05				
	2.5 RSi (GD)	130	03.01	09.05				
SUBARU IMPREZA Limousine (05-07)								
	1.5 16V AWD	77	05.06	08.07		13.0460-5793.2	605793	24372 17,3 /WK/Zub AKE
	2.0 R AWD	118	10.05	08.07		13.0460-5787.2	605787	23865 17,6 +/WK/Zub TOK
	2.5 WRX AWD	169	10.05	08.07		13.0460-5640.2	605640	21854 15,0 +/WK
	2.0 WRX STi AWD	206	10.05	08.07		13.0460-4973.2	604973	23325 16,0 +/WK BRE
	1.5 16V AWD	77	05.06	08.07		24.0124-0141.1	424141	260 24,0 22,0 V +B
	2.0 R AWD	118	10.05	08.07		24.0124-0145.1	424145	277 24,0 22,0 V +B
	2.0 WRX STi AWD	206	10.05	08.07		24.0130-0203.1	430203	326 30,0 28,0 V +B
	2.5 WRX AWD	169	10.05	08.07		24.0124-0196.1	424196	294 24,0 22,0 V +B
	2.0 R AWD	118	10.05	08.07		13.0460-5628.2	605628	24331 13,8 /WK/Zub
	2.0 WRX STi AWD	206	10.05	08.07		13.0460-4974.2	604974	21580 14,6 +/WK BRE
	2.0 R AWD	118	10.05	08.07		24.0110-0237.1	410237	266 10,0 8,5 +B
	2.5 WRX AWD	169	10.05	08.07		24.0118-0725.1	418725	290 18,0 16,0 V +B
	1.5 16V AWD	77	05.06	08.07		03.0137-0302.2	650302	229 x 37 Bremsbacken-Zubehör
						03.0137-9192.2	669192	
	2.0 R AWD	118	10.05	08.07		03.0137-3010.2	653010	170 x 32
SUBARU IMPREZA Kombi (93-00)								
	1.6 (GF3)		01.93	08.96		13.0460-5978.2	605978	21495 17,0 +/WK
	1.6 4WD (GF4)		01.93	08.96				
	1.8 (GF5)		01.93	06.96				
	1.8 4WD (GF6)		01.93	06.96				
	2.0 4WD (GF8)		08.95	08.96				
	1.6 (GF3)		09.96	12.00		13.0460-5895.2	605895	23780 16,7 /WK/Zub
	1.6 4WD (GF4)		09.96	12.00				
2.0 4WD (GF8)		09.96	12.00					
2.0 Turbo GT 4WD (GF)	160	06.98	12.00		13.0460-5851.2	605851	23558 17,2 /WK AKE	
	1.6 (GF3)		01.93	12.00		24.0118-0125.1	418125	- ABS 242 18,0 16,0 V
	1.6 4WD (GF4)		01.93	12.00				
	1.8 (GF5)		01.93	06.96				
	1.8 4WD (GF6)		01.93	06.96				
	2.0 4WD (GF8)		08.95	08.96				
	1.6 (GF3)		01.93	12.00		24.0124-0141.1	424141	+ ABS 260 24,0 22,0 V +B
	1.6 4WD (GF4)		01.93	12.00				
	1.8 (GF5)		01.93	06.96				
	1.8 4WD (GF6)		01.93	06.96				
	2.0 4WD (GF8)		09.96	12.00				
2.0 Turbo 4WD (GF8)	155	12.93	07.96		24.0124-0145.1	424145	277 24,0 22,0 V +B	
2.0 Turbo GT 4WD (GF)	160	06.98	12.00		24.0124-0196.1	424196	294 24,0 22,0 V +B	
	1.6 (GF3)		01.93	12.00		13.0460-5850.2	605850	21703 15,0 +/WK SUM
	1.6 4WD (GF4)		01.93	12.00		13.0460-0143.2	610143	Belagsatz-Zubehör
	1.8 (GF5)		01.93	06.96				
	1.8 4WD (GF6)		01.93	06.96				
	2.0 4WD (GF8)		08.95	12.00				
	2.0 Turbo 4WD (GF8)	155	12.93	12.00				

¹⁾ - Europa / - Europa / - Europe / - Europa
²⁾ + Europa / + Europa / + Europe / + Europa





SUBARU IMPREZA Kombi (93-00)

	1.6 (GF3) 1.6 4WD (GF4) 1.8 (GF5) 1.8 4WD (GF6) 2.0 4WD (GF8) 2.0 Turbo 4WD (GF8)	155	01.93 01.93 01.93 01.93 08.95 12.93	12.00 12.00 06.96 06.96 12.00 12.00	-	24.0110-0237.1	410237		266 10,0 8,5 +B
	1.6 (GF3) 1.6 4WD (GF4) 1.8 (GF5) 1.8 4WD (GF6) 2.0 4WD (GF8)		01.93 01.93 01.93 01.93 08.95	12.00 12.00 06.96 06.96 12.00		03.0137-0302.2 03.0137-9192.2	650302 669192		229 x 37 Bremsbacken-Zubehör
	1.6 (GF3) 1.6 4WD (GF4) 1.8 (GF5) 1.8 4WD (GF6) 2.0 4WD (GF8)		01.93 01.93 01.93 01.93 08.95	12.00 12.00 06.96 06.96 12.00	- ABS - ABS - ABS - ABS	24.0222-8023.1	480094		229/230 x 43,5
	1.6 (GF3) 1.6 4WD (GF4) 1.8 (GF5) 1.8 4WD (GF6) 2.0 4WD (GF8) 2.0 Turbo 4WD (GF8) 2.0 Turbo GT 4WD (GF)	155 160	01.93 01.93 01.93 01.93 08.95 12.93 06.98	12.00 12.00 06.96 06.96 12.00 12.00		03.0137-3010.2	653010		170 x 32

SUBARU IMPREZA Kombi (00-05)

	1.6 TS (GG) 1.6 TS (GG) 2.0 GX (GG) 2.0 GX (GG) 2.0 Turbo (GG) 2.0 WRX Turbo (GG)	70 70 92 92 160 165	12.00 12.00 12.00 11.02 12.00 10.02	09.05 09.05 10.02 09.05 09.05 09.05	- Europa 1) + Europa 2)	13.0460-5895.2 13.0460-5851.2	605895 605851		23780 16,7 /WK/Zub 23558 17,2 /WK 23865 17,6 +/WK/Zub 21854 15,0 +/WK	AKE TOK
	1.6 TS (GG) 2.0 GX (GG) 2.0 Turbo (GG) 2.0 WRX Turbo (GG)	70 92 160 165	12.00 12.00 12.00 10.02	09.05 09.05 09.05 09.05		24.0124-0141.1 24.0124-0145.1 24.0124-0196.1	424141 424145 424196		260 24,0 22,0 V +B 277 24,0 22,0 V +B 294 24,0 22,0 V +B	
	2.0 GX (GG)	92	11.02	09.05		13.0460-5628.2	605628		24331 13,8 /WK/Zub	
	2.0 GX (GG) 2.0 Turbo (GG) 2.0 WRX Turbo (GG)	92 160 165	12.00 12.00 10.02	09.05 09.05 09.05		24.0110-0237.1 24.0118-0725.1	410237 418725		266 10,0 8,5 +B 290 18,0 16,0 V +B	
	1.6 TS (GG)	70	12.00	09.05	- Europa 1)	03.0137-0302.2 03.0137-9192.2	650302 669192		229 x 37 Bremsbacken-Zubehör	
	1.6 TS (GG)	70	12.00	09.05	- Europa 1)	24.0222-8023.1	480094	- ABS	229/230 x 43,5	
	2.0 GX (GG) 2.0 WRX Turbo (GG)	92 165	12.00 10.02	09.05 09.05		03.0137-3010.2	653010		170 x 32	

SUBARU IMPREZA Kombi (05-07)





























	1.5 16V AWD 2.0 R AWD 2.5 WRX AWD 2.0 WRX STI AWD	77 118 169 206	05.06 10.05 10.05 10.05	08.07 08.07 08.07 08.07		13.0460-5793.2 13.0460-5787.2 13.0460-5640.2 13.0460-4973.2	605793 605787 605640 604973		24372 17,3 /WK/Zub 23865 17,6 +/WK/Zub 21854 15,0 +/WK 23325 16,0 +/WK	AKE TOK BRE
	1.5 16V AWD 2.0 R AWD 2.0 WRX STI AWD 2.5 WRX AWD	77 118 206 169	05.06 10.05 10.05 10.05	08.07 08.07 08.07 08.07		24.0124-0141.1 24.0124-0145.1 24.0130-0203.1 24.0124-0196.1	424141 424145 430203 424196		260 24,0 22,0 V +B 277 24,0 22,0 V +B 326 30,0 28,0 V +B 294 24,0 22,0 V +B	
	2.0 R AWD 2.0 WRX STI AWD	118 206	10.05 10.05	08.07 08.07		13.0460-5628.2 13.0460-4974.2	605628 604974		24331 13,8 /WK/Zub 21580 14,6 +/WK	BRE
	2.0 R AWD 2.5 WRX AWD	118 169	10.05 10.05	08.07 08.07		24.0110-0237.1 24.0118-0725.1	410237 418725		266 10,0 8,5 +B 290 18,0 16,0 V +B	
	1.5 16V AWD	77	05.06	08.07		03.0137-0302.2 03.0137-9192.2	650302 669192		229 x 37 Bremsbacken-Zubehör	
	2.0 R AWD	118	10.05	08.07		03.0137-3010.2	653010		170 x 32	






































SUBARU IMPREZA (08-11)

	1.5 16V 1.5 16V Allrad 2.0 16V Allrad 2.0 16V Allrad 2.0 16V AWD 2.0 D Allrad 2.0 D Allrad	79 79 110 118 110 80 110	02.08 02.08 02.08 02.08 01.11 01.11 01.09	12.11 12.11 12.11 12.11 12.11 12.11 12.11		13.0460-5787.2	605787		23865 17,6 +/WK/Zub	TOK
--	--	--	---	---	--	----------------	--------	--	---------------------	-----

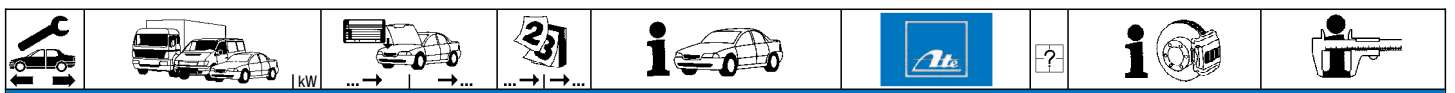
1) - Europe / - Europa / - Europe / - Europa
2) + Europe / + Europa / + Europe / + Europa



								
SUBARU IMPREZA (08-11)								
	1.5 16V	79	02.08	12.11	- ESP	24.0124-0141.1	424141	260 24,0 22,0 V +B
	1.5 16V Allrad	79	02.08	12.11	- ESP			
	1.5 16V	79	02.08	12.11	+ ESP	24.0124-0145.1	424145	277 24,0 22,0 V +B
	1.5 16V Allrad	79	02.08	12.11	+ ESP			
	2.0 16V Allrad	110	02.08	12.11				
	2.0 16V Allrad	118	02.08	12.11				
	2.0 16V AWD	110	01.11	12.11				
	2.0 D Allrad	80	01.11	12.11		24.0124-0196.1	424196	294 24,0 22,0 V +B
	2.0 D Allrad	110	01.09	12.11				
	2.5 16V Allrad	169	02.08	12.11				
	2.5 16V Allrad	221	02.08	12.11		24.0130-0203.1	430203	326 30,0 28,0 V +B
	2.5 STI CS400	294	04.10	12.11				
	2.5 WRX S AWD	188	02.09	12.10				
	2.5 WRX STI 330S	243	05.09	12.10				
	2.5 WRX STI AWD	221	01.11	12.11				
	2.0 16V Allrad	110	02.08	12.11		24.0110-0366.1	410366	286 10,0 8,5 +B
	2.0 16V Allrad	118	02.08	12.11				
	2.0 16V AWD	110	01.11	12.11				
	2.0 D Allrad	80	01.11	12.11				
	2.0 D Allrad	110	01.09	12.11				
	2.5 16V Allrad	169	02.08	12.11				
	2.0 16V Allrad	110	02.08	12.11		03.0137-3015.2	653015	190 x 32
	2.0 16V Allrad	118	02.08	12.11		03.0137-9307.2	669307	Bremsbacken-Zubehör
	2.0 16V AWD	110	01.11	12.11				
	2.0 D Allrad	80	01.11	12.11				
	2.0 D Allrad	110	01.09	12.11				
	2.5 16V Allrad	169	02.08	12.11				
	2.5 16V Allrad	221	02.08	12.11				
	2.5 STI CS400	294	04.10	12.11				
	2.5 WRX S AWD	188	02.09	12.10				
	2.5 WRX STI 330S	243	05.09	12.10				
2.5 WRX STI AWD	221	01.11	12.11					
SUBARU IMPREZA (GP) (11-)								
	1.6 16V	84	06.12			24.0124-0145.1	424145	277 24,0 22,0 V +B
	1.6 16V AWD	84	06.12					
	1.6 16V	84	06.12			03.0137-3045.2	653045	170 x 35
	1.6 16V AWD	84	06.12					
SUBARU JUSTY (3-türig) (84-95)								
	1.0 (KA5)		09.84	12.88		13.0460-5963.2	605963	20958 16,0 AKE
	1.0 4WD (KA6)		09.84	12.88				
	1.0 (KA5)		09.84	09.95		24.0118-0115.1	418115	212 18,0 15,5 V
	1.0 4WD (KA6)		09.84	11.94				
	1.2 (KA7)		01.89	09.95		24.0118-0116.1	418116	240 18,0 15,5 V
	1.2 4WD (KA8)		01.89	12.94				
	1.0 (KA5)		09.84	09.95		03.0137-0222.2	650222	180 x 31
	1.0 4WD (KA6)		09.84	11.94		03.0137-9127.2	669127	Bremsbacken-Zubehör
	1.2 (KA7)		01.89	09.95				
	1.2 4WD (KA8)		01.89	12.94				
	1.0 4WD (KA6)		09.84	11.94		24.0218-0029.2	480101	180/182 x 41
	1.2 4WD (KA8)		01.89	12.94				
SUBARU JUSTY (5-türig) (84-95)								
	1.0 (KD5)		09.84	12.88		13.0460-5963.2	605963	20958 16,0 AKE
	1.0 4WD (KD6)		09.84	12.88				
	1.0 (KD5)		09.84	09.95		24.0118-0115.1	418115	212 18,0 15,5 V
	1.0 4WD (KD6)		09.84	11.94				
	1.2 4WD (KD8)		01.89	12.94		24.0118-0116.1	418116	240 18,0 15,5 V
	1.0 (KD5)		09.84	09.95		03.0137-0222.2	650222	180 x 31
	1.0 4WD (KD6)		09.84	11.94		03.0137-9127.2	669127	Bremsbacken-Zubehör
	1.2 4WD (KD8)		01.89	12.94				
	1.0 4WD (KD6)		09.84	11.94		24.0218-0029.2	480101	180/182 x 41
	1.2 4WD (KD8)		01.89	12.94				
SUBARU JUSTY (95-03)								
	1.3 4x4	50	10.95	06.98		13.0460-5985.2	605985	21333 15,0 +WK TOK
	1.3 4x4	50	07.98	09.00		13.0460-5837.2	605837	23296 14,5 +WK BOS
	1.3 4x4	63	10.00	11.03				
	1.3 4x4	50	10.95	09.00		24.0117-0103.1	417103	231 17,0 15,0 V +B
	1.3 4x4	63	10.00	11.03				
	1.3 4x4	50	10.95	06.98		03.0137-0315.2	650315	200 x 32
	1.3 4x4	50	07.98	09.00		03.0137-9271.2	669271	Bremsbacken-Zubehör
	1.3 4x4	63	10.00	11.03		03.0137-0500.2	650500	200 x 32 HEB BOS
	1.3 4x4	63	10.00	11.03				

























									
SUBARU JUSTY (95-03)									
	1.3 4x4 1.3 4x4	50 63		10.95 10.00	09.00 11.03		24.0220-0040.1	480166	200/202 x 40
SUBARU JUSTY (G3X) (03-07)									
	1.3 i 16V 4WD 1.5 i 16V 4WD	69 73		09.03 09.03	08.07 08.07		13.0460-3995.2	603995	23605 15,7 +/WK/Zub/S BOS
	1.3 i 16V 4WD 1.5 i 16V 4WD	69 73		09.03 09.03	08.07 08.07		24.0117-0106.1	417106	253 17,0 15,0 V +B
	1.3 i 16V 4WD 1.5 i 16V 4WD	69 73		09.03 09.03	08.07 08.07		03.0137-0465.2 03.0137-9300.2	650465 669300	200 x 29 HEB Bremsbacken-Zubehör
	1.3 i 16V 4WD 1.5 i 16V 4WD	69 73		09.03 09.03	08.07 08.07		03.0520-1415.3	691415	15,87/200x29 TopKit
SUBARU JUSTY (07-11)									
	1.0 i 12V 1.3 AWD	51 67		09.07 03.08	05.11 + 14" Rad/ + Schaltgetriebe +  / + 14" Rad/ + Schaltgetriebe		13.0460-5794.2	605794	24283 15,5 +/WK/Zub/S LUC
	1.0 i 12V 1.3 AWD	51 67		09.07 03.08	05.11 + 14" Rad/ + Automatikgetriebe +  / + 14" Rad/ + Automatikgetriebe		13.0460-5887.2	605887	23507 15,2 +/WK SUM
	1.3 AWD	67		03.08	05.11 + 		13.0460-5613.2	605613	25262 15,0 +/WK/Zub
	1.0 i 12V 1.3 AWD	51 67		09.07 03.08	05.11 + 13" Rad ¹⁾ +  / + 13" Rad		24.0116-0130.1	416130	234 16,0 15,0 V +B
	1.0 i 12V 1.3 AWD	51 67		09.07 03.08	05.11 + 14" Rad/ + Schaltgetriebe +  / + 14" Rad/ + Schaltgetriebe		24.0122-0263.1	422263	254 22,0 20,0 V +B
	1.0 i 12V 1.3 AWD	51 67		09.07 03.08	05.11 + 14" Rad/ + Automatikgetriebe +  / + 14" Rad/ + Automatikgetriebe		24.0117-0107.1	417107	246 17,0 16,0 V +B
	1.0 i 12V 1.3 AWD	51 67		09.07 03.08	05.11 + 		03.0137-0489.2	650489	180 x 28
SUBARU LEGACY Limousine (94-99)									
	2.0 (BD4) 2.0 4WD (BD5) 2.2 (BD6) 2.2 4WD (BD7)			01.94 01.94 01.94 01.94	01.96 01.96 01.96 01.96		13.0460-5978.2	605978	21495 17,0 +/WK
	1.8 (BD2) 2.0 (BD4) 2.0 4WD (BD5) 2.2 (BD6) 2.2 4WD (BD7) 2.5 4WD (BD9)			01.96 02.96 02.96 02.96 02.96	03.99 03.99 03.99 03.99 03.99		13.0460-5895.2	605895	23780 16,7 /WK/Zub
	1.8 (BD2) 2.0 (BD4) 2.0 4WD (BD5) 2.2 (BD6) 2.2 4WD (BD7) 2.5 4WD (BD9)			01.96 01.94 01.94 01.94 01.94	03.99 03.99 03.99 03.99 03.99		24.0124-0141.1	424141	260 24,0 22,0 V +B
	1.8 (BD2) 2.0 (BD4) 2.0 4WD (BD5) 2.2 (BD6) 2.2 4WD (BD7) 2.5 4WD (BD9)			01.96 01.94 01.94 01.94 01.94	03.99 03.99 03.99 03.99 03.99		24.0124-0145.1	424145	277 24,0 22,0 V +B
	1.8 (BD2) 2.0 (BD4) 2.0 4WD (BD5) 2.2 (BD6) 2.2 4WD (BD7) 2.5 4WD (BD9)			01.96 01.94 01.94 01.94 01.94	03.99 03.99 03.99 03.99 03.99		13.0460-5850.2 13.0460-0143.2	605850 610143	21703 15,0 +/WK SUM Belagsatz-Zubehör
	1.8 (BD2) 2.0 (BD4) 2.0 4WD (BD5) 2.2 (BD6) 2.2 4WD (BD7) 2.5 4WD (BD9)			01.96 01.94 01.94 01.94 01.94	03.99 03.99 03.99 03.99 03.99		24.0110-0237.1	410237	266 10,0 8,5 +B
	1.8 (BD2) 2.0 (BD4) 2.0 4WD (BD5) 2.2 (BD6) 2.2 4WD (BD7)			01.96 01.94 01.94 01.94 01.94	03.99 03.99 03.99 03.99 03.99		03.0137-0302.2 03.0137-9192.2	650302 669192	229 x 37 Bremsbacken-Zubehör
	1.8 (BD2) 2.0 (BD4) 2.0 4WD (BD5) 2.2 (BD6) 2.2 4WD (BD7)			01.96 01.94 01.94 01.94 01.94	03.99 03.99 03.99 03.99 03.99		24.0222-8023.1	480094	229/230 x 43,5
	1.8 (BD2) 2.0 (BD4) 2.0 4WD (BD5) 2.2 (BD6) 2.2 4WD (BD7) 2.5 4WD (BD9)			01.96 01.94 01.94 01.94 01.94	03.99 03.99 03.99 03.99 03.99		03.0137-3010.2	653010	170 x 32



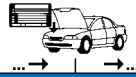























¹⁾ + 13" wheel / + ruota 13" / + roue 13" / + rueda 13"



























SUBARU LEGACY Kombi (94-98)										
	2.0 (BG4)			01.94	01.96	13.0460-5978.2	605978		21495	17,0 +/WK
	2.0 4WD (BG5)			01.94	01.96					
	2.2 4WD (BG7)			01.94	01.96					
	2.0 (BG4)			02.96	11.98	13.0460-5895.2	605895		23780	16,7 /WK/Zub
	2.0 4WD (BG5)			02.96	11.98					
	2.2 4WD (BG7)			02.96	11.98					
	2.5 4WD (BG9)			06.96	11.98	13.0460-5851.2	605851		23558	17,2 /WK AKE
	2.0 (BG4)			01.94	11.98	24.0124-0141.1	424141		260	24,0 22,0 V +B
	2.0 4WD (BG5)			01.94	11.98					
	2.2 4WD (BG7)			01.94	11.98					
	2.5 4WD (BG9)			06.96	11.98	24.0124-0145.1	424145		277	24,0 22,0 V +B
	2.0 (BG4)			01.94	11.98	13.0460-5850.2	605850		21703	15,0 +/WK
	2.0 4WD (BG5)			01.94	11.98	13.0460-0143.2	610143			SUM
	2.2 4WD (BG7)			01.94	11.98					Belagsatz-Zubehör
	2.5 4WD (BG9)			06.96	11.98					
	2.0 (BG4)			01.94	11.98	24.0110-0237.1	410237		266	10,0 8,5 +B
	2.0 4WD (BG5)			01.94	11.98					
	2.2 4WD (BG7)			01.94	11.98					
	2.5 4WD (BG9)			06.96	11.98					
	2.0 (BG4)			01.94	11.98	03.0137-0302.2	650302		229	x 37
	2.0 4WD (BG5)			01.94	11.98	03.0137-9192.2	669192			Bremsbacken-Zubehör
	2.2 4WD (BG7)			01.94	11.98					
	2.0 (BG4)			01.94	11.98	24.0222-8023.1	480094		229	230 x 43,5
	2.0 4WD (BG5)			01.94	11.98					
	2.2 4WD (BG7)			01.94	11.98					
	2.0 (BG4)			01.94	11.98	03.0137-3010.2	653010		170	x 32
	2.0 4WD (BG5)			01.94	11.98					
	2.2 4WD (BG7)			01.94	11.98					
2.5 4WD (BG9)			06.96	11.98						
SUBARU LEGACY (99-03)										
	2.0 i 16V (BE/BH5A)	92		04.99	07.00	13.0460-5895.2	605895		23780	16,7 /WK/Zub
	2.0 i 16V (BE/BH5A)	92		08.00	08.03	13.0460-5851.2	605851		23558	17,2 /WK AKE
	2.5 i 16V (BE/BH9A)	115		10.98	08.03					
	2.0 i 16V (BE/BH5A)	92		04.99	07.00	24.0124-0141.1	424141		260	24,0 22,0 V +B
	2.0 i 16V (BE/BH5A)	92		08.00	08.03	24.0124-0145.1	424145		277	24,0 22,0 V +B
	2.5 i 16V (BE/BH9A)	115		10.98	08.03					
SUBARU LEGACY (03-09)										
	2.0 i 16V	101		09.03	10.05	13.0460-5787.2	605787		23865	17,6 +/WK/Zub TOK
	2.0 R	110		09.07	04.09					
	2.0 TD	110		02.08	04.09					
	2.5 i 16V	121		09.03	04.09					
	2.5 i 16V	127		09.07	04.09					
	2.0 Turbo HP AWD	132		06.05	04.09	13.0460-5797.2	605797		24222	16,9 +/WK/Zub AKE
	2.0 Turbo HP AWD	140		06.05	04.09					
	2.0 Turbo R AWD	121		06.05	04.09					
	2.5 i 16V	121		09.03	04.09					
	3.0 V6	180		09.03	04.09					
	2.0 i 16V	101		09.03	10.05	24.0124-0145.1	424145		277	24,0 22,0 V +B
	2.0 R	110		09.07	04.09					
	2.5 i 16V	121		09.03	04.09					
	2.5 i 16V	127		09.07	04.09					
	2.0 Turbo HP AWD	132		06.05	04.09	24.0130-0204.1	430204		316	30,0 28,0 V +B
	2.0 Turbo HP AWD	140		06.05	04.09					
	2.0 Turbo R AWD	121		06.05	04.09					
	3.0 V6	180		09.03	06.09					
	2.0 TD	110		02.08	04.09	24.0124-0196.1	424196		294	24,0 22,0 V +B
	2.0 i 16V	101		09.03	10.05	24.0110-0728.1	410728		274	10,0 8,5 +B
	2.0 R	110		09.07	04.09					
	2.0 TD	110		02.08	04.09					
	2.5 i 16V	121		09.03	04.09					
	2.5 i 16V	127		09.07	04.09					
	2.0 Turbo HP AWD	132		06.05	04.09	24.0118-0725.1	418725		290	18,0 16,0 V +B
	2.0 Turbo HP AWD	140		06.05	04.09					
	2.0 Turbo R AWD	121		06.05	04.09					
	3.0 V6	180		09.03	06.09					
SUBARU LEGACY (09-)										
	2.0 16V 4x4	110		09.09		13.0460-5787.2	605787		23865	17,6 +/WK/Zub TOK
	2.0 TD 4x4	110		09.09						
	2.5 16V 4x4	123		09.09		13.0460-5793.2	605793		24372	17,3 /WK/Zub AKE
	2.5 16V 4x4	125		09.09						
	3.6 R V6 4x4	191		09.10		13.0460-5797.2	605797		24222	16,9 +/WK/Zub AKE
	2.0 TD 4x4	110		09.09		24.0124-0196.1	424196		294	24,0 22,0 V +B
	2.0 16V 4x4	110		09.09		24.0124-0145.1	424145		277	24,0 22,0 V +B
	2.5 16V 4x4	123		09.09						
	2.5 16V 4x4	125		09.09						
	2.5 Turbo 4x4	195		07.10		24.0130-0204.1	430204		316	30,0 28,0 V +B
3.6 R V6 4x4	191		09.10							



									
SUBARU LEGACY (09-)									
	2.0 16V 4x4 2.0 TD 4x4 2.5 16V 4x4 2.5 16V 4x4 3.6 R V6 4x4	110 110 123 125 191		09.09 09.09 09.09 09.09 09.10			24.0110-0366.1	410366	286 10,0 8,5 +B
	2.0 16V 4x4 2.0 TD 4x4 2.5 16V 4x4 2.5 16V 4x4 2.5 Turbo 4x4 3.6 R V6 4x4	110 110 123 125 195 191		09.09 09.09 09.09 09.09 07.10 09.10			03.0137-3015.2	653015	190 x 32
SUBARU OUTBACK (00-03)									
	2.5 3.0 H6	115 154		10.00 10.00	10.03 10.03		13.0460-5851.2	605851	23558 17,2 /WK AKE
	2.5 3.0 H6	115 154		10.00 10.00	10.03 10.03		24.0124-0196.1	424196	294 24,0 22,0 V +B
SUBARU OUTBACK (03-09)									
	2.0 16V 4x4 2.0 TD 4x4 2.5 16V 4x4 2.5 16V 4x4 3.0 V6 4x4	101 110 121 127 180		09.03 09.08 11.03 09.08 11.03	10.05 04.09 04.09 06.09 06.09		13.0460-5787.2 13.0460-5797.2	605787 605797	23865 17,6 +/WK/Zub TOK 24222 16,9 +/WK/Zub AKE
	2.0 16V 4x4 2.0 TD 4x4 2.5 16V 4x4 2.5 16V 4x4 3.0 V6 4x4	101 110 121 127 180		09.03 09.08 11.03 09.08 11.03	10.05 04.09 04.09 06.09 06.09		24.0124-0145.1 24.0124-0196.1	424145 424196	277 24,0 22,0 V +B 294 24,0 22,0 V +B
	2.0 16V 4x4 2.0 TD 4x4 2.5 16V 4x4	101 110 127		09.03 09.08 09.08	10.05 04.09 06.09		24.0110-0728.1	410728	274 10,0 8,5 +B
	2.5 16V 4x4 3.0 V6 4x4	121 180		11.03 11.03	04.09 06.09		24.0110-0728.1 24.0118-0725.1	410728 418725	274 10,0 8,5 +B 290 18,0 16,0 V +B
SUBARU OUTBACK (09-)									
	2.0 TD 4x4 2.0 TD 4x4 2.5 16V 4x4 2.5 16V 4x4 3.6 R 4x4 3.6 R 4x4	108 110 123 127 188 191		01.13 09.09 09.09 01.13 01.12 09.09			13.0460-5787.2	605787	23865 17,6 +/WK/Zub TOK
	2.5 16V 4x4 2.5 16V 4x4	125 127		09.09 01.13			13.0460-5793.2	605793	24372 17,3 /WK/Zub AKE
	3.6 R 4x4 3.6 R 4x4	188 191		01.12 09.09			13.0460-5797.2	605797	24222 16,9 +/WK/Zub AKE
	2.0 TD 4x4 2.0 TD 4x4 2.5 16V 4x4 2.5 16V 4x4 3.6 R 4x4 3.6 R 4x4	108 110 123 127 188 191		01.13 09.09 09.09 01.13 01.12 09.09			24.0124-0196.1	424196	294 24,0 22,0 V +B
	2.5 16V 4x4 2.5 16V 4x4	125 127		09.09 01.13			24.0124-0145.1	424145	277 24,0 22,0 V +B
	3.6 R 4x4 3.6 R 4x4	188 191		01.12 09.09			24.0130-0204.1	430204	316 30,0 28,0 V +B
	2.0 TD 4x4 2.0 TD 4x4 2.5 16V 4x4 2.5 16V 4x4 2.5 16V 4x4 3.6 R 4x4 3.6 R 4x4	108 110 123 125 127 188 191		01.13 09.09 09.09 09.09 01.13 01.12 09.09			24.0110-0366.1	410366	286 10,0 8,5 +B
	2.0 TD 4x4 2.0 TD 4x4 2.5 16V 4x4 2.5 16V 4x4 2.5 16V 4x4 3.6 R 4x4 3.6 R 4x4	108 110 123 125 127 188 191		01.13 09.09 09.09 09.09 01.13 01.12 09.09			03.0137-3015.2	653015	190 x 32
SUBARU TREZIA (11-)									
	1.3 16V 1.4 D	73 66		03.11 03.11			13.0460-5767.2	605767	24336 17,5 AKE
	1.3 16V 1.4 D	73 66		03.11 03.11			24.0122-0276.1	422276	275 22,0 19,0 V +B
	1.3 16V 1.4 D	73 66		03.11 03.11			13.0460-5769.2	605769	24610 15,0 +/WK
	1.3 16V 1.4 D	73 66		03.11 03.11			24.0109-0163.1	409163	259 9,0 7,5 +B























								
SUBARU TRIBECA (B9) (05-10)								
	3.0 H6 3.0 H6 3.6 i V6	180 184 190		10.06 01.05 12.07	11.07 09.06 10.10	13.0460-5797.2	605797	24222 16,9 +/WK/Zub AKE
SUBARU XV (12-)								
	1.6 i 16V 2.0 D 2.0 D 2.0 i 16V	84 80 108 110		03.12 03.12 03.12 03.12		24.0124-0196.1	424196	294 24,0 22,0 V +B
	1.6 i 16V 2.0 D 2.0 D 2.0 i 16V	84 80 108 110		03.12 03.12 03.12 03.12		03.0137-3045.2	653045	170 x 35
SUZUKI ALTO (93-02)								
	0.8 1.0 1.0 16V 1.3 16V 1.6 16V	29 39 43 63 71		11.93 09.94 01.00 02.99 02.99	06.96 06.02 06.02 09.00 09.00	13.0460-5916.2 13.0460-5985.2 13.0460-5839.2	605916 605985 605839	20731 15,3 AKE 21333 15,0 +/WK TOK 23795 15,0 +/WK AIS
	0.8 1.0 1.0 16V 1.3 16V 1.6 16V	29 39 43 63 71		11.93 09.94 01.00 10.98 10.98	06.96 06.02 06.02 09.00 09.00	24.0110-0136.1 24.0117-0103.1 24.0120-0163.1	410136 417103 420163	215 10,0 8,0 231 17,0 15,0 V +B 235 20,0 18,0 V
	0.8 1.0 1.0 16V 1.3 16V 1.6 16V	29 39 43 63 71		11.93 09.94 01.00 10.98 10.98	06.96 06.02 06.02 09.00 09.00	03.0137-0222.2 03.0137-9127.2 03.0137-0470.2 03.0137-9127.2 03.0137-0315.2	650222 669127 650470 669127 650315	180 x 31 Bremsbacken-Zubehör 180 x 31 Bremsbacken-Zubehör 200 x 32
	1.0 1.0 16V 1.3 16V 1.6 16V	39 43 63 71		09.94 01.00 10.98 10.98	06.02 06.02 09.00 09.00	24.0218-0047.1 24.0220-0044.1	480194 480192	180/182 x 40 200/202 x 40
SUZUKI ALTO (02-08)								
	1.1 i 16V (RF410)	46		06.02	12.08	13.0460-5621.2	605621	24423 14,6 /Zub
	1.1 i 16V (RF410)	46		06.02	12.08	24.0117-0105.1	417105	231 17,0 15,0 V +B
	1.1 i 16V (RF410)	46		06.02	12.08	03.0137-0425.2 03.0137-9127.2	650425 669127	180 x 26 Bremsbacken-Zubehör
	1.1 i 16V (RF410)	46		06.02	12.08	24.0218-0047.1	480194	ohne Sensorring ¹⁾ 180/182 x 40
SUZUKI ALTO (09-)								
	1.0 i 12V (AMF310)	50		01.09		13.0460-5887.2	605887	23507 15,2 +/WK SUM
	1.0 i 12V (AMF310)	50		01.09		24.0120-0225.1	420225	231 20,0 18,0 V L +B
	1.0 i 12V (AMF310)	50		01.09		03.0137-0503.2	650503	180 x 26
SUZUKI BALENO (95-02)								
	1.3 1.3 i 16V 1.6 i 16V 1.6 i 16V 4x4 1.8 i 16V GT 1.9 TD	52 63 72 72 89 55		09.96 07.95 07.95 07.95 03.96 04.98	01.99 01.97 01.97 01.97 01.97 01.99	13.0460-5838.2 13.0460-0265.2	605838 610265	23400 15,5 +/WK AIS Belagsatz-Zubehör
	1.3 1.3 i 16V 1.6 i 16V 1.6 i 16V 4x4 1.8 i 16V GT 1.9 TD	52 63 72 72 89 55		02.99 02.97 02.97 02.97 02.97 02.99	05.02 05.02 05.02 05.02 05.02 05.02	13.0460-5839.2	605839	23795 15,0 +/WK AIS
	1.3 1.3 i 16V 1.6 i 16V 1.6 i 16V 4x4 1.8 i 16V GT 1.9 TD	52 63 72 72 89 55		09.96 07.95 07.95 07.95 03.96 04.98	05.02 05.02 05.02 05.02 05.02 05.02	24.0120-0163.1 24.0120-0197.1	420163 420197	235 20,0 18,0 V 246 20,0 18,0 V

¹⁾ without sensor ring / senza sensori / sans secours ABS / sin anillo sensor ABS

								
SUZUKI BALENO (95-02)								
	1.8 i 16V GT 1.9 TD	89 55		03.96 04.98	05.02 05.02		13.0460-5972.2 605972	21559 11,5
	1.3 1.3 i 16V 1.6 i 16V 1.6 i 16V 4x4	52 63 72 72		09.96 07.95 07.95 07.95	05.02 05.02 05.02 05.02		03.0137-0315.2 03.0137-9271.2 650315 669271	200 x 32 Bremsbacken-Zubehör
	1.3 1.3 i 16V 1.6 i 16V 1.6 i 16V 4x4	52 63 72 72		09.96 07.95 07.95 07.95	05.02 05.02 05.02 05.02		24.0220-0044.1 480192	200/202 x 40
SUZUKI CAPPUCINO (92-95)								
	0.7 i 12V	47		02.92	08.95		13.0460-5985.2 605985	21333 15,0 +/-WK TOK
	0.7 i 12V	47		02.92	08.95		24.0117-0103.1 417103	231 17,0 15,0 V +B
SUZUKI CARRY (99-04)								
	1.3 1.3 4x4 1.3 i 16V	58 56 58		03.99 02.99 03.00	09.04 09.04 09.04		03.0137-0287.2 03.0137-9190.2 650287 669190	220 x 36 Bremsbacken-Zubehör
SUZUKI GRAND VITARA (98-05)								
	1.6 i 16V 1.6 i 16V 4x4 2.0 i 16V	69 73 94		03.98 02.00 03.98	11.04 09.02 11.04	+ Cabrio 1)	13.0460-5864.2 605864	21907 15,5 +/-WK
	2.0 i 16V 2.0 i 16V 2.0 i 16V 4x4 2.0 TD 2.0 TD 4x4 2.0 TDi 2.5 i V6 2.5 i V6 2.7 i V6 2.7 i V6	94 97 103 64 63 80 106 116 127 135		03.98 08.98 04.98 03.98 04.00 07.01 04.98 04.01 09.01 04.03	11.04 12.00 08.05 09.05 09.05 09.05 09.00 09.05 09.05 09.05	+ Kastenwagen 2)	13.0460-5857.2 605857	23314 15,0 +/-WK SUM
	1.6 i 16V 1.6 i 16V 4x4 2.0 i 16V	69 73 94		03.98 02.00 03.98	11.04 09.02 11.04	+ Cabrio 1)	24.0117-0109.1 417109	287 17,0 15,0 V
	2.0 i 16V 2.0 i 16V 2.0 i 16V 4x4 2.0 TD 2.0 TD 4x4 2.0 TDi 2.5 i V6 2.5 i V6 2.7 i V6 2.7 i V6	94 97 103 64 63 80 106 116 127 135		03.98 08.98 04.98 03.98 04.00 07.01 04.98 04.01 09.01 04.03	11.04 12.00 08.05 09.05 09.05 09.05 09.00 09.05 09.05 09.05	+ Kastenwagen 2)	24.0122-0200.1 422200	310 22,0 20,0 V
	1.6 i 16V 1.6 i 16V 4x4 2.0 i 16V 2.0 i 16V 2.0 i 16V 4x4 2.0 TD 2.0 TD 4x4 2.0 TDi 2.5 i V6 2.5 i V6	69 73 94 94 97 103 64 63 80 106 116		03.98 02.00 03.98 08.98 04.98 03.98 04.00 07.01 04.98 04.01	11.04 09.02 11.04 12.00 08.05 09.05 09.05 09.05 09.00 09.05	+ Cabrio 1) + Kastenwagen 2)	03.0137-0433.2 650433	220 x 42
SUZUKI GRAND VITARA (05-)								
	1.6 i 16V 4x4 1.6 i 16V 4x4 1.9 DDiS 2.0 VVTi 4x4 2.7 VVTi	73 78 95 103 138		09.05 04.05 10.05 10.05 10.05			13.0460-5609.2 605609	24346 16,4 /WK/Zub
	1.6 i 16V 4x4 1.6 i 16V 4x4 1.9 DDiS 2.0 VVTi 4x4 2.4 4x4 2.4 4x4 2.7 VVTi 3.2 4x4 3.2 4x4	73 78 95 103 122 124 138 165 171		09.05 04.05 10.05 10.05 01.09 01.09 10.05 06.08 01.09			24.0125-0190.1 425190	295 25,0 23,0 V +B
	1.6 i 16V 4x4 1.6 i 16V 4x4 1.9 DDiS 2.0 VVTi 4x4 2.7 VVTi	73 78 95 103 138		09.05 04.05 10.05 10.05 10.05			03.0137-0499.2 03.0137-9289.2 650499 669289	254 x 41 Bremsbacken-Zubehör
	2.0 VVTi 4x4 2.7 VVTi	103 138		10.05 10.05	08.08		03.0137-0433.2 650433	220 x 42

























1) + Convertible / + Cabriolet / + Décapotable / + Cabriolé

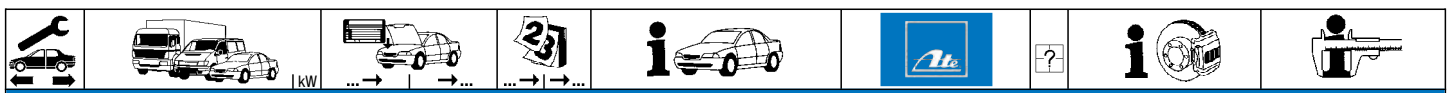
2) + Van / + Furgone / + Fourgonnette / + Furgón

								
SUZUKI GRAND VITARA (05-)								
	2.4 4x4 2.4 4x4 3.2 4x4 3.2 4x4	122 124 165 171		01.09 01.09 06.08 01.09			03.0137-3046.2 653046	200 x 37
SUZUKI IGNIS I (00-03)								
	1.3 i 16V 1.3 i 16V 4x4	61 61		10.00 08.03 10.00 08.03			13.0460-5887.2 605887	23507 15,2 +/-WK SUM
	1.3 i 16V 1.3 i 16V 4x4	61 61		10.00 08.03 10.00 08.03			24.0117-0108.1 417108	257 17,0 15,0 V +B
	1.3 i 16V 1.3 i 16V 4x4	61 61		10.00 08.03 10.00 08.03			03.0137-0425.2 650425 03.0137-9127.2 669127	180 x 26 Bremsbacken-Zubehör
SUZUKI IGNIS II (03-12)								
	1.3 DDiS 1.3 i 16V 1.3 i 16V 4x4 1.5 i 16V 1.5 i 16V 4x4 1.5 Sport	51 69 69 73 73 80		09.03 12.12 09.03 12.12 09.03 12.12 09.03 12.12 09.03 12.12 12.03 12.12			13.0460-3995.2 603995 13.0460-5887.2 605887	23605 15,7 +/-WK/Zub/S BOS SUM
	1.3 DDiS 1.3 i 16V 1.3 i 16V 4x4 1.5 i 16V 1.5 i 16V 4x4 1.5 Sport	51 69 69 73 73 80		09.03 12.12 09.03 12.12 09.03 12.12 09.03 12.12 09.03 12.12 12.03 12.12			24.0117-0106.1 417106 24.0117-0108.1 417108	253 17,0 15,0 V +B 257 17,0 15,0 V +B
	1.5 Sport	80		12.03 12.12			13.0460-5856.2 605856	24039 14,4 +/-WK
	1.3 DDiS 1.3 i 16V 1.3 i 16V 4x4 1.5 i 16V 1.5 i 16V 4x4 1.5 Sport	51 69 69 73 73 80		09.03 12.12 09.03 12.12 09.03 12.12 09.03 12.12 09.03 12.12 12.03 12.12			03.0137-0465.2 650465 03.0137-9300.2 669300	200 x 29 HEB Bremsbacken-Zubehör
	1.3 DDiS	51		09.03 12.12			03.0520-1415.3 691415	15,87/200x29 TopKit
SUZUKI JIMNY (98-)								
	1.3 4x4 1.3 4x4 1.3 i 16V 1.3 i 16V 1.3 i 16V 4x4 1.3 i 16V 4x4 1.3 i 16V 4x4 1.5 DDiS 4x4 1.5 DDiS 4x4	63 65 59 60 59 60 63 48 63		09.98 08.00 09.00 08.02 09.98 02.01 09.98 02.01 08.05 12.03 08.05			13.0460-5966.2 605966 13.0460-5864.2 605864	21142 15,0 SUM 21907 15,5 +/-WK
	1.3 4x4 1.3 4x4 1.3 i 16V 1.3 i 16V 1.3 i 16V 4x4 1.3 i 16V 4x4 1.3 i 16V 4x4 1.3 4x4 1.3 4x4 1.3 i 16V 1.3 i 16V 1.3 i 16V 4x4 1.3 i 16V 4x4 1.3 i 16V 4x4 1.5 DDiS 4x4 1.5 DDiS 4x4	63 65 59 60 59 60 63 63 65 59 60 59 60 63 48 63	00203804 00203804 00203804 00203804 00203804 00203804 00203804 00203805 00203805 00203805 00203805 00203805 00203805 00203805 00201861 00201861	09.98 09.00 09.98 02.01 09.98 02.01 08.05 08.00 08.02			24.0110-0242.1 410242 24.0110-0355.1 410355 24.0117-0104.1 417104	290 10,0 8,0 +B 290 10,0 8,0 +B 287 17,0 15,0 V
	1.3 4x4 1.3 4x4 1.3 i 16V 1.3 i 16V 1.3 i 16V 4x4 1.3 i 16V 4x4 1.3 i 16V 4x4 1.5 DDiS 4x4 1.5 DDiS 4x4	63 65 59 60 59 60 63 48 63		09.98 08.00 09.00 08.02 09.98 02.01 09.98 02.01 08.05 12.03 08.05			03.0137-0287.2 650287 03.0137-9128.2 669128	220 x 36 Bremsbacken-Zubehör
SUZUKI KIZASHI (10-)								
	2.4 16V 2.4 16V 2.4 16V 2.4 16V 2.4 16V 4x4 2.4 16V 4x4	131 134 136 138 131 138		10.10 10.10 10.10 04.12 10.10 04.12			24.0126-0172.1 426172	300 26,0 24,0 V +B

1) + sports suspension / + sospensione sportiva / + châssis de sport / + suspensión deportiva

2) - sports suspension / - sospensione sportiva / - châssis de sport / - suspensión deportiva

SUZUKI KIZASHI (10-)																																																																																	
	<table border="1"> <tr><td>2.4 16V</td><td>131</td><td></td><td></td><td>10.10</td><td></td><td>24.0112-0195.1</td><td>412195</td><td></td><td>278 12,0 11,0 +B</td></tr> <tr><td>2.4 16V</td><td>134</td><td></td><td></td><td>10.10</td><td></td><td></td><td></td><td></td><td></td></tr> <tr><td>2.4 16V</td><td>136</td><td></td><td></td><td>10.10</td><td></td><td></td><td></td><td></td><td></td></tr> <tr><td>2.4 16V</td><td>138</td><td></td><td></td><td>04.12</td><td></td><td></td><td></td><td></td><td></td></tr> <tr><td>2.4 16V 4x4</td><td>131</td><td></td><td></td><td>10.10</td><td></td><td></td><td></td><td></td><td></td></tr> <tr><td>2.4 16V 4x4</td><td>138</td><td></td><td></td><td>04.12</td><td></td><td></td><td></td><td></td><td></td></tr> </table>	2.4 16V	131			10.10		24.0112-0195.1	412195		278 12,0 11,0 +B	2.4 16V	134			10.10						2.4 16V	136			10.10						2.4 16V	138			04.12						2.4 16V 4x4	131			10.10						2.4 16V 4x4	138			04.12																									
2.4 16V	131			10.10		24.0112-0195.1	412195		278 12,0 11,0 +B																																																																								
2.4 16V	134			10.10																																																																													
2.4 16V	136			10.10																																																																													
2.4 16V	138			04.12																																																																													
2.4 16V 4x4	131			10.10																																																																													
2.4 16V 4x4	138			04.12																																																																													
SUZUKI LIANA (01-07)																																																																																	
	<table border="1"> <tr><td>1.3 i 16V</td><td>66</td><td></td><td></td><td>07.01</td><td>12.07</td><td>13.0460-5888.2</td><td>605888</td><td></td><td>23817 16,6 +/WK</td></tr> <tr><td>1.4 DDiS</td><td>66</td><td></td><td></td><td>04.04</td><td>12.07</td><td>13.0460-5774.2</td><td>605774</td><td></td><td>24830 16,1 +/WK</td></tr> <tr><td>1.6 i 16V</td><td>76</td><td></td><td></td><td>07.01</td><td>12.07</td><td></td><td></td><td></td><td></td></tr> <tr><td>1.6 i 16V</td><td>78</td><td></td><td></td><td>04.02</td><td>12.07</td><td></td><td></td><td></td><td></td></tr> <tr><td>1.6 i 16V</td><td>79</td><td></td><td></td><td>01.05</td><td>12.07</td><td></td><td></td><td></td><td></td></tr> <tr><td>1.6 i 16V 4WD</td><td>76</td><td></td><td></td><td>07.01</td><td>12.07</td><td></td><td></td><td></td><td></td></tr> <tr><td>1.6 i 16V 4WD</td><td>78</td><td></td><td></td><td>04.02</td><td>12.07</td><td></td><td></td><td></td><td></td></tr> <tr><td>1.6 i 16V 4WD</td><td>79</td><td></td><td></td><td>01.05</td><td>12.07</td><td></td><td></td><td></td><td></td></tr> </table>	1.3 i 16V	66			07.01	12.07	13.0460-5888.2	605888		23817 16,6 +/WK	1.4 DDiS	66			04.04	12.07	13.0460-5774.2	605774		24830 16,1 +/WK	1.6 i 16V	76			07.01	12.07					1.6 i 16V	78			04.02	12.07					1.6 i 16V	79			01.05	12.07					1.6 i 16V 4WD	76			07.01	12.07					1.6 i 16V 4WD	78			04.02	12.07					1.6 i 16V 4WD	79			01.05	12.07				
1.3 i 16V	66			07.01	12.07	13.0460-5888.2	605888		23817 16,6 +/WK																																																																								
1.4 DDiS	66			04.04	12.07	13.0460-5774.2	605774		24830 16,1 +/WK																																																																								
1.6 i 16V	76			07.01	12.07																																																																												
1.6 i 16V	78			04.02	12.07																																																																												
1.6 i 16V	79			01.05	12.07																																																																												
1.6 i 16V 4WD	76			07.01	12.07																																																																												
1.6 i 16V 4WD	78			04.02	12.07																																																																												
1.6 i 16V 4WD	79			01.05	12.07																																																																												
	<table border="1"> <tr><td>1.3 i 16V</td><td>66</td><td></td><td></td><td>07.01</td><td>12.07</td><td>24.0120-0197.1</td><td>420197</td><td></td><td>246 20,0 18,0 V</td></tr> <tr><td>1.4 DDiS</td><td>66</td><td></td><td></td><td>04.04</td><td>12.07</td><td></td><td></td><td></td><td></td></tr> <tr><td>1.6 i 16V</td><td>76</td><td></td><td></td><td>07.01</td><td>12.07</td><td></td><td></td><td></td><td></td></tr> <tr><td>1.6 i 16V</td><td>78</td><td></td><td></td><td>04.02</td><td>12.07</td><td></td><td></td><td></td><td></td></tr> <tr><td>1.6 i 16V</td><td>79</td><td></td><td></td><td>01.05</td><td>12.07</td><td></td><td></td><td></td><td></td></tr> <tr><td>1.6 i 16V 4WD</td><td>76</td><td></td><td></td><td>07.01</td><td>12.07</td><td></td><td></td><td></td><td></td></tr> <tr><td>1.6 i 16V 4WD</td><td>78</td><td></td><td></td><td>04.02</td><td>12.07</td><td></td><td></td><td></td><td></td></tr> <tr><td>1.6 i 16V 4WD</td><td>79</td><td></td><td></td><td>01.05</td><td>12.07</td><td></td><td></td><td></td><td></td></tr> </table>	1.3 i 16V	66			07.01	12.07	24.0120-0197.1	420197		246 20,0 18,0 V	1.4 DDiS	66			04.04	12.07					1.6 i 16V	76			07.01	12.07					1.6 i 16V	78			04.02	12.07					1.6 i 16V	79			01.05	12.07					1.6 i 16V 4WD	76			07.01	12.07					1.6 i 16V 4WD	78			04.02	12.07					1.6 i 16V 4WD	79			01.05	12.07				
1.3 i 16V	66			07.01	12.07	24.0120-0197.1	420197		246 20,0 18,0 V																																																																								
1.4 DDiS	66			04.04	12.07																																																																												
1.6 i 16V	76			07.01	12.07																																																																												
1.6 i 16V	78			04.02	12.07																																																																												
1.6 i 16V	79			01.05	12.07																																																																												
1.6 i 16V 4WD	76			07.01	12.07																																																																												
1.6 i 16V 4WD	78			04.02	12.07																																																																												
1.6 i 16V 4WD	79			01.05	12.07																																																																												
	<table border="1"> <tr><td>1.3 i 16V</td><td>66</td><td></td><td></td><td>07.01</td><td>12.07</td><td>03.0137-0315.2</td><td>650315</td><td></td><td>200 x 32</td></tr> <tr><td>1.4 DDiS</td><td>66</td><td></td><td></td><td>04.04</td><td>12.07</td><td>03.0137-9271.2</td><td>669271</td><td></td><td>Bremsbacken-Zubehör</td></tr> <tr><td>1.6 i 16V</td><td>76</td><td></td><td></td><td>07.01</td><td>12.07</td><td></td><td></td><td></td><td></td></tr> <tr><td>1.6 i 16V</td><td>78</td><td></td><td></td><td>04.02</td><td>12.07</td><td></td><td></td><td></td><td></td></tr> <tr><td>1.6 i 16V</td><td>79</td><td></td><td></td><td>01.05</td><td>12.07</td><td></td><td></td><td></td><td></td></tr> <tr><td>1.6 i 16V 4WD</td><td>76</td><td></td><td></td><td>07.01</td><td>12.07</td><td></td><td></td><td></td><td></td></tr> <tr><td>1.6 i 16V 4WD</td><td>78</td><td></td><td></td><td>04.02</td><td>12.07</td><td></td><td></td><td></td><td></td></tr> <tr><td>1.6 i 16V 4WD</td><td>79</td><td></td><td></td><td>01.05</td><td>12.07</td><td></td><td></td><td></td><td></td></tr> </table>	1.3 i 16V	66			07.01	12.07	03.0137-0315.2	650315		200 x 32	1.4 DDiS	66			04.04	12.07	03.0137-9271.2	669271		Bremsbacken-Zubehör	1.6 i 16V	76			07.01	12.07					1.6 i 16V	78			04.02	12.07					1.6 i 16V	79			01.05	12.07					1.6 i 16V 4WD	76			07.01	12.07					1.6 i 16V 4WD	78			04.02	12.07					1.6 i 16V 4WD	79			01.05	12.07				
1.3 i 16V	66			07.01	12.07	03.0137-0315.2	650315		200 x 32																																																																								
1.4 DDiS	66			04.04	12.07	03.0137-9271.2	669271		Bremsbacken-Zubehör																																																																								
1.6 i 16V	76			07.01	12.07																																																																												
1.6 i 16V	78			04.02	12.07																																																																												
1.6 i 16V	79			01.05	12.07																																																																												
1.6 i 16V 4WD	76			07.01	12.07																																																																												
1.6 i 16V 4WD	78			04.02	12.07																																																																												
1.6 i 16V 4WD	79			01.05	12.07																																																																												
	<table border="1"> <tr><td>1.3 i 16V</td><td>66</td><td></td><td></td><td>07.01</td><td>12.07</td><td>24.0220-0044.1</td><td>480192</td><td></td><td>200/202 x 40</td></tr> <tr><td>1.4 DDiS</td><td>66</td><td></td><td></td><td>04.04</td><td>12.07</td><td></td><td></td><td></td><td></td></tr> <tr><td>1.6 i 16V</td><td>76</td><td></td><td></td><td>07.01</td><td>12.07</td><td></td><td></td><td></td><td></td></tr> <tr><td>1.6 i 16V</td><td>78</td><td></td><td></td><td>04.02</td><td>12.07</td><td></td><td></td><td></td><td></td></tr> <tr><td>1.6 i 16V</td><td>79</td><td></td><td></td><td>01.05</td><td>12.07</td><td></td><td></td><td></td><td></td></tr> <tr><td>1.6 i 16V 4WD</td><td>76</td><td></td><td></td><td>07.01</td><td>12.07</td><td></td><td></td><td></td><td></td></tr> <tr><td>1.6 i 16V 4WD</td><td>78</td><td></td><td></td><td>04.02</td><td>12.07</td><td></td><td></td><td></td><td></td></tr> <tr><td>1.6 i 16V 4WD</td><td>79</td><td></td><td></td><td>01.05</td><td>12.07</td><td></td><td></td><td></td><td></td></tr> </table>	1.3 i 16V	66			07.01	12.07	24.0220-0044.1	480192		200/202 x 40	1.4 DDiS	66			04.04	12.07					1.6 i 16V	76			07.01	12.07					1.6 i 16V	78			04.02	12.07					1.6 i 16V	79			01.05	12.07					1.6 i 16V 4WD	76			07.01	12.07					1.6 i 16V 4WD	78			04.02	12.07					1.6 i 16V 4WD	79			01.05	12.07				
1.3 i 16V	66			07.01	12.07	24.0220-0044.1	480192		200/202 x 40																																																																								
1.4 DDiS	66			04.04	12.07																																																																												
1.6 i 16V	76			07.01	12.07																																																																												
1.6 i 16V	78			04.02	12.07																																																																												
1.6 i 16V	79			01.05	12.07																																																																												
1.6 i 16V 4WD	76			07.01	12.07																																																																												
1.6 i 16V 4WD	78			04.02	12.07																																																																												
1.6 i 16V 4WD	79			01.05	12.07																																																																												
SUZUKI SAMURAI (98-04)																																																																																	
	<table border="1"> <tr><td>1.3 i 4x4 (SJ413)</td><td>59</td><td></td><td></td><td>09.00</td><td>12.04</td><td>13.0460-5966.2</td><td>605966</td><td></td><td>21142 15,0 SUM</td></tr> <tr><td>1.9 D (SJ419)</td><td>46</td><td></td><td></td><td>09.00</td><td>12.04</td><td>13.0460-5720.2</td><td>605720</td><td></td><td>20708 14,5 /S LUC</td></tr> <tr><td>1.9 TD (SJ419)</td><td>46</td><td></td><td></td><td>11.98</td><td>12.04</td><td></td><td></td><td></td><td></td></tr> <tr><td>1.9 TD (SJ419)</td><td>47</td><td></td><td></td><td>11.98</td><td>12.04</td><td></td><td></td><td></td><td></td></tr> </table>	1.3 i 4x4 (SJ413)	59			09.00	12.04	13.0460-5966.2	605966		21142 15,0 SUM	1.9 D (SJ419)	46			09.00	12.04	13.0460-5720.2	605720		20708 14,5 /S LUC	1.9 TD (SJ419)	46			11.98	12.04					1.9 TD (SJ419)	47			11.98	12.04																																												
1.3 i 4x4 (SJ413)	59			09.00	12.04	13.0460-5966.2	605966		21142 15,0 SUM																																																																								
1.9 D (SJ419)	46			09.00	12.04	13.0460-5720.2	605720		20708 14,5 /S LUC																																																																								
1.9 TD (SJ419)	46			11.98	12.04																																																																												
1.9 TD (SJ419)	47			11.98	12.04																																																																												
	<table border="1"> <tr><td>1.3 i 4x4 (SJ413)</td><td>51</td><td></td><td></td><td>11.98</td><td>12.04</td><td>24.0110-0192.1</td><td>410192</td><td></td><td>290 10,0 9,0</td></tr> <tr><td>1.3 i 4x4 (SJ413)</td><td>59</td><td></td><td></td><td>09.00</td><td>12.04</td><td></td><td></td><td></td><td></td></tr> </table>	1.3 i 4x4 (SJ413)	51			11.98	12.04	24.0110-0192.1	410192		290 10,0 9,0	1.3 i 4x4 (SJ413)	59			09.00	12.04																																																																
1.3 i 4x4 (SJ413)	51			11.98	12.04	24.0110-0192.1	410192		290 10,0 9,0																																																																								
1.3 i 4x4 (SJ413)	59			09.00	12.04																																																																												
	<table border="1"> <tr><td>1.3 i 4x4 (SJ413)</td><td>59</td><td></td><td></td><td>09.00</td><td>12.04</td><td>24.0110-0242.1</td><td>410242</td><td></td><td>290 10,0 8,0 +B</td></tr> <tr><td>1.9 D (SJ419)</td><td>46</td><td></td><td></td><td>09.00</td><td>12.04</td><td></td><td></td><td></td><td></td></tr> <tr><td>1.9 TD (SJ419)</td><td>46</td><td></td><td></td><td>11.98</td><td>12.04</td><td></td><td></td><td></td><td></td></tr> <tr><td>1.9 TD (SJ419)</td><td>47</td><td></td><td></td><td>11.98</td><td>12.04</td><td></td><td></td><td></td><td></td></tr> </table>	1.3 i 4x4 (SJ413)	59			09.00	12.04	24.0110-0242.1	410242		290 10,0 8,0 +B	1.9 D (SJ419)	46			09.00	12.04					1.9 TD (SJ419)	46			11.98	12.04					1.9 TD (SJ419)	47			11.98	12.04																																												
1.3 i 4x4 (SJ413)	59			09.00	12.04	24.0110-0242.1	410242		290 10,0 8,0 +B																																																																								
1.9 D (SJ419)	46			09.00	12.04																																																																												
1.9 TD (SJ419)	46			11.98	12.04																																																																												
1.9 TD (SJ419)	47			11.98	12.04																																																																												
SUZUKI SPLASH (08-)																																																																																	
	<table border="1"> <tr><td>1.0 12V</td><td>48</td><td></td><td></td><td>01.08</td><td></td><td>13.0460-5700.2</td><td>605700</td><td></td><td>23973 17,0 +/WK/S LUC</td></tr> <tr><td>1.0 12V</td><td>50</td><td></td><td></td><td>06.11</td><td></td><td></td><td></td><td></td><td></td></tr> <tr><td>1.2 16V</td><td>63</td><td></td><td></td><td>01.08</td><td></td><td></td><td></td><td></td><td></td></tr> <tr><td>1.2 VVT</td><td>66</td><td></td><td></td><td>06.11</td><td></td><td></td><td></td><td></td><td></td></tr> <tr><td>1.2 VVT</td><td>67</td><td></td><td></td><td>08.12</td><td></td><td></td><td></td><td></td><td></td></tr> <tr><td>1.2 VVT</td><td>69</td><td></td><td></td><td>09.10</td><td></td><td></td><td></td><td></td><td></td></tr> <tr><td>1.3 CDTi</td><td>55</td><td></td><td></td><td>01.08</td><td></td><td></td><td></td><td></td><td></td></tr> </table>	1.0 12V	48			01.08		13.0460-5700.2	605700		23973 17,0 +/WK/S LUC	1.0 12V	50			06.11						1.2 16V	63			01.08						1.2 VVT	66			06.11						1.2 VVT	67			08.12						1.2 VVT	69			09.10						1.3 CDTi	55			01.08															
1.0 12V	48			01.08		13.0460-5700.2	605700		23973 17,0 +/WK/S LUC																																																																								
1.0 12V	50			06.11																																																																													
1.2 16V	63			01.08																																																																													
1.2 VVT	66			06.11																																																																													
1.2 VVT	67			08.12																																																																													
1.2 VVT	69			09.10																																																																													
1.3 CDTi	55			01.08																																																																													
	<table border="1"> <tr><td>1.0 12V</td><td>48</td><td></td><td></td><td>01.08</td><td></td><td>24.0120-0211.1</td><td>420211</td><td></td><td>252 20,0 18,0 V +S +B</td></tr> <tr><td>1.0 12V</td><td>50</td><td></td><td></td><td>06.11</td><td></td><td></td><td></td><td></td><td></td></tr> <tr><td>1.2 16V</td><td>63</td><td></td><td></td><td>01.08</td><td></td><td></td><td></td><td></td><td></td></tr> <tr><td>1.2 VVT</td><td>66</td><td></td><td></td><td>06.11</td><td></td><td></td><td></td><td></td><td></td></tr> <tr><td>1.2 VVT</td><td>67</td><td></td><td></td><td>08.12</td><td></td><td></td><td></td><td></td><td></td></tr> <tr><td>1.2 VVT</td><td>69</td><td></td><td></td><td>09.10</td><td></td><td></td><td></td><td></td><td></td></tr> <tr><td>1.3 CDTi</td><td>55</td><td></td><td></td><td>01.08</td><td></td><td></td><td></td><td></td><td></td></tr> </table>	1.0 12V	48			01.08		24.0120-0211.1	420211		252 20,0 18,0 V +S +B	1.0 12V	50			06.11						1.2 16V	63			01.08						1.2 VVT	66			06.11						1.2 VVT	67			08.12						1.2 VVT	69			09.10						1.3 CDTi	55			01.08															
1.0 12V	48			01.08		24.0120-0211.1	420211		252 20,0 18,0 V +S +B																																																																								
1.0 12V	50			06.11																																																																													
1.2 16V	63			01.08																																																																													
1.2 VVT	66			06.11																																																																													
1.2 VVT	67			08.12																																																																													
1.2 VVT	69			09.10																																																																													
1.3 CDTi	55			01.08																																																																													
	<table border="1"> <tr><td>1.0 12V</td><td>48</td><td></td><td></td><td>01.08</td><td></td><td>24.0710-5007.3</td><td>360339</td><td></td><td>Radsensor L=720</td></tr> <tr><td>1.0 12V</td><td>50</td><td></td><td></td><td>06.11</td><td></td><td>24.0710-5008.3</td><td>360340</td><td></td><td>Radsensor L=720</td></tr> <tr><td>1.2 16V</td><td>63</td><td></td><td></td><td>01.08</td><td></td><td></td><td></td><td></td><td></td></tr> <tr><td>1.2 VVT</td><td>66</td><td></td><td></td><td>06.11</td><td></td><td></td><td></td><td></td><td></td></tr> <tr><td>1.2 VVT</td><td>67</td><td></td><td></td><td>08.12</td><td></td><td></td><td></td><td></td><td></td></tr> <tr><td>1.2 VVT</td><td>69</td><td></td><td></td><td>09.10</td><td></td><td></td><td></td><td></td><td></td></tr> <tr><td>1.3 CDTi</td><td>55</td><td></td><td></td><td>01.08</td><td></td><td></td><td></td><td></td><td></td></tr> </table>	1.0 12V	48			01.08		24.0710-5007.3	360339		Radsensor L=720	1.0 12V	50			06.11		24.0710-5008.3	360340		Radsensor L=720	1.2 16V	63			01.08						1.2 VVT	66			06.11						1.2 VVT	67			08.12						1.2 VVT	69			09.10						1.3 CDTi	55			01.08															
1.0 12V	48			01.08		24.0710-5007.3	360339		Radsensor L=720																																																																								
1.0 12V	50			06.11		24.0710-5008.3	360340		Radsensor L=720																																																																								
1.2 16V	63			01.08																																																																													
1.2 VVT	66			06.11																																																																													
1.2 VVT	67			08.12																																																																													
1.2 VVT	69			09.10																																																																													
1.3 CDTi	55			01.08																																																																													
	<table border="1"> <tr><td>1.0 12V</td><td>48</td><td></td><td></td><td>01.08</td><td></td><td>24.0710-5009.3</td><td>360341</td><td></td><td>Radsensor L=1285</td></tr> <tr><td>1.0 12V</td><td>50</td><td></td><td></td><td>06.11</td><td></td><td>24.0710-5010.3</td><td>360342</td><td></td><td>Radsensor L=1285</td></tr> <tr><td>1.2 16V</td><td>63</td><td></td><td></td><td>01.08</td><td></td><td></td><td></td><td></td><td></td></tr> <tr><td>1.2 VVT</td><td>66</td><td></td><td></td><td>06.11</td><td></td><td></td><td></td><td></td><td></td></tr> <tr><td>1.2 VVT</td><td>67</td><td></td><td></td><td>08.12</td><td></td><td></td><td></td><td></td><td></td></tr> <tr><td>1.2 VVT</td><td>69</td><td></td><td></td><td>09.10</td><td></td><td></td><td></td><td></td><td></td></tr> <tr><td>1.3 CDTi</td><td>55</td><td></td><td></td><td>01.08</td><td></td><td></td><td></td><td></td><td></td></tr> </table>	1.0 12V	48			01.08		24.0710-5009.3	360341		Radsensor L=1285	1.0 12V	50			06.11		24.0710-5010.3	360342		Radsensor L=1285	1.2 16V	63			01.08						1.2 VVT	66			06.11						1.2 VVT	67			08.12						1.2 VVT	69			09.10						1.3 CDTi	55			01.08															
1.0 12V	48			01.08		24.0710-5009.3	360341		Radsensor L=1285																																																																								
1.0 12V	50			06.11		24.0710-5010.3	360342		Radsensor L=1285																																																																								
1.2 16V	63			01.08																																																																													
1.2 VVT	66			06.11																																																																													
1.2 VVT	67			08.12																																																																													
1.2 VVT	69			09.10																																																																													
1.3 CDTi	55			01.08																																																																													



SUZUKI SPLASH (08-)

	1.0 12V	48		01.08		03.0137-0466.2	650466		200 x 32 HEB Bremsbacken-Zubehör	BOS
	1.0 12V	50		06.11		03.0137-9287.2	669287			
	1.2 16V	63		01.08						
	1.2 VVT	66		06.11						
	1.2 VVT	67		08.12						
	1.2 VVT	69		09.10						
	1.3 CDTi	55		01.08						
	1.0 12V	48		01.08		03.0520-6919.3	696919		19,05/200x32 TopKit	BOS
	1.0 12V	50		06.11						
	1.2 16V	63		01.08						
	1.2 VVT	66		06.11						
	1.2 VVT	67		08.12						
	1.2 VVT	69		09.10						
	1.3 CDTi	55		01.08						

SUZUKI SWIFT II (89-96)

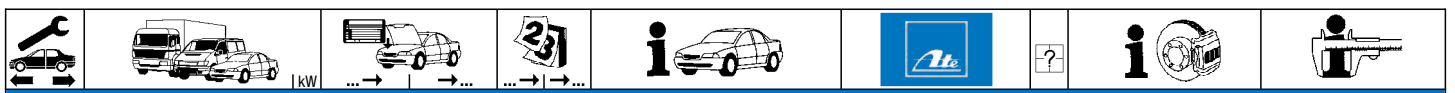
	1.0 i (SF310)		320339	08.92		13.0460-5985.2	605985		21333 15,0 +/WK	TOK
	1.3 (SF413)		320339	04.89						
	1.3 4WD (SF413)		320339	04.89						
	1.0 i (SF310)	320340		10.96		13.0460-5837.2	605837		23296 14,5 +/WK	BOS
	1.3 (SF413)	320340		10.96						
	1.3 4WD (SF413)	320340		10.96						
	1.0 i (SF310)			08.91	10.96	24.0117-0103.1	417103		231 17,0 15,0 V +B	
	1.3 (SF413)			04.89	10.96					
	1.3 4WD (SF413)			04.89	10.96					
	1.0 i (SF310)			08.92	10.96	- ABS/ + 3 türig ¹⁾	03.0137-0414.2	650414	180 x 27	
	1.0 i (SF310)			08.92	10.96	- ABS/ + 5 türig ²⁾				
	1.3 (SF413)			04.89	10.96	- ABS/ + 3 türig ¹⁾				
	1.3 (SF413)			04.89	10.96	- ABS/ + 5 türig ²⁾				
	1.3 4WD (SF413)			08.92	10.96	- ABS/ + 3 türig ¹⁾				
	1.3 4WD (SF413)			08.92	10.96	- ABS/ + 5 türig ²⁾				
	1.3 (SF310)		320339	08.92	10.96	+ ABS/ + 4 türig ³⁾	03.0137-0315.2	650315		
1.3 (SF413)		320339	04.89	10.96	+ ABS/ + 4 türig ³⁾	03.0137-9271.2	669271			
1.3 4WD (SF413)		320339	04.89	10.96	+ ABS/ + 4 türig ³⁾					
1.6 i 16V (SF416)			08.92	10.96						
	1.0 i (SF310)	320340		10.96	+ ABS/ + 4 türig ³⁾	03.0137-0500.2	650500		200 x 32 HEB	BOS
	1.3 (SF413)	320340		10.96	+ ABS/ + 4 türig ³⁾					
	1.3 4WD (SF413)	320340		10.96	+ ABS/ + 4 türig ³⁾					
	1.0 i (SF310)			08.92	10.96	- ABS/ + 3 türig ¹⁾	24.0218-0042.1	480164	180/182 x 36	
	1.0 i (SF310)			08.92	10.96	- ABS/ + 5 türig ²⁾				
	1.3 (SF413)			04.89	10.96	- ABS/ + 3 türig ¹⁾				
	1.3 (SF413)			04.89	10.96	- ABS/ + 5 türig ²⁾				
	1.3 4WD (SF413)			08.92	10.96	+ ABS/ + 3 türig ⁴⁾	24.0220-0040.1	480166		
1.0 i (SF310)			08.92	10.96	+ ABS/ + 4 türig ³⁾					
1.0 i (SF310)			08.92	10.96	+ ABS/ + 5 türig ⁵⁾					
1.3 (SF413)			08.92	10.96	+ ABS/ + 3 türig ⁴⁾					
1.3 (SF413)			04.89	10.96	+ ABS/ + 4 türig ³⁾					
1.3 (SF413)			08.92	10.96	+ ABS/ + 5 türig ⁵⁾					
1.3 4WD (SF413)			04.89	10.96	+ ABS					
1.6 i 16V (SF416)			08.92	10.96						

SUZUKI SWIFT II (96-04)

	1.0 i (SF310)	39		11.96	12.04	- ABS	13.0460-5763.2	605763	21730 14,0 +/WK/Zub	
	1.3 i (SF413)	50		11.96	05.01					
	1.3 i (SF413)	63		06.01	12.04					
	1.0 i (SF310)	39		11.96	12.04	+ ABS	13.0460-5985.2	605985	21333 15,0 +/WK	TOK
	1.3 i 4WD (SF413)	50		11.96	05.01					
	1.3 i 4WD (SF413)	50		11.96	05.01					
	1.0 i (SF310)	39		11.96	12.04	- ABS	24.0112-0173.1	412173	232 12,0 9,5 +B	
	1.3 i (SF413)	50		11.96	05.01					
	1.3 i (SF413)	63		06.01	12.04					
	1.0 i (SF310)	39		11.96	12.04	+ ABS	24.0117-0103.1	417103	231 17,0 15,0 V +B	
	1.3 i 4WD (SF413)	50		11.96	05.01					
	1.3 i 4WD (SF413)	50		11.96	05.01					
	1.0 i (SF310)	39		11.96	12.04		03.0137-0414.2	650414	180 x 27	
	1.3 i (SF413)	50		11.96	05.01	+ 2 türig ⁶⁾				
	1.3 i (SF413)	50		11.96	05.01	+ 3 türig ⁷⁾				
	1.3 i (SF413)	50		11.96	05.01	+ 5 türig ⁸⁾				
	1.3 i (SF413)	63		06.01	12.04	+ 2 türig ⁶⁾				
	1.3 i (SF413)	63		06.01	12.04	+ 3 türig ⁷⁾				
	1.3 i (SF413)	63		06.01	12.04	+ 5 türig ⁸⁾				
1.3 i (SF413)	50		11.96	05.01	+ 4 türig ⁹⁾	03.0137-0315.2	650315			
1.3 i (SF413)	63		06.01	12.04	+ 4 türig ⁹⁾	03.0137-9271.2	669271			
1.3 i 4WD (SF413)	50		11.96	05.01						
	1.0 i (SF310)	39		11.96	12.04		24.0218-0042.1	480164	180/182 x 36	
	1.3 i (SF413)	50		11.96	05.01	+ 2 türig ⁶⁾				
	1.3 i (SF413)	50		11.96	05.01	+ 3 türig ⁷⁾				
	1.3 i (SF413)	50		11.96	05.01	+ 5 türig ⁸⁾				
	1.3 i (SF413)	63		06.01	12.04	+ 2 türig ⁶⁾				
	1.3 i (SF413)	63		06.01	12.04	+ 3 türig ⁷⁾				
	1.3 i (SF413)	63		06.01	12.04	+ 5 türig ⁸⁾				
1.3 i (SF413)	50		11.96	05.01	+ 4 türig ⁹⁾	24.0220-0040.1	480166			
1.3 i (SF413)	63		06.01	12.04	+ 4 türig ⁹⁾					
1.3 i 4WD (SF413)	50		11.96	05.01						

¹⁾ - ABS/ + 3 door / - ABS/ + 3 porte / - ABS/ + 3 portes / - ABS/ + 3 puertas
²⁾ - ABS/ + 5 door / - ABS/ + 5 porte / - ABS/ + 5 portes / - ABS/ + 5 puertas
³⁾ + ABS/ + 4 door / + ABS/ + 4 porte / + ABS/ + 4 portes / + ABS/ + 4 puertas
⁴⁾ + ABS/ + 3 door / + ABS/ + 3 porte / + ABS/ + 3 portes / + ABS/ + 3 puertas
⁵⁾ + ABS/ + 5 door / + ABS/ + 5 porte / + ABS/ + 5 portes / + ABS/ + 5 puertas
⁶⁾ + 2 door / + 2 porte / + 2 portes / + 2 puertas
⁷⁾ + 3 door / + 3 porte / + 3 portes / + 3 puertas
⁸⁾ + 5 door / + 5 porte / + 5 portes / + 5 puertas
⁹⁾ + 4 door / + 4 porte / + 4 portes / + 4 puertas





SUZUKI SWIFT III (05-10)

	1.3 16V 1.3 16V 4x4 1.3 16V 4x4 1.3 DDiS 1.3 DDiS 1.5 16V 4x4 1.5 VVTi 1.6 VVTi	68 66 68 51 55 74 75 92		02.05 01.06 02.05 08.05 08.05 02.05 02.05 05.06	09.10 09.10 09.10 09.07 09.10 09.10 09.10 09.10	13.0460-5700.2 605700		23973 17,0 +/WK/S	LUC
	1.3 16V 1.3 16V 4x4 1.3 16V 4x4 1.3 DDiS 1.3 DDiS 1.5 16V 4x4 1.5 VVTi	68 66 68 51 55 74 75		02.05 01.06 02.05 08.05 08.05 02.05 02.05	09.10 09.10 09.10 09.07 09.10 09.10 09.10	24.0120-0211.1 420211		252 20,0 18,0 V +S +B	
	1.6 VVTi	92		05.06	09.10	13.0460-5929.2 605929		21719 15,0 +/WK	AKE
	1.6 VVTi	92		05.06	09.10	24.0109-0160.1 409160		278 9,0 8,0 +B	
	1.3 16V 1.3 16V 4x4 1.3 16V 4x4 1.3 DDiS 1.3 DDiS 1.5 16V 4x4 1.5 VVTi	68 66 68 51 55 74 75		02.05 01.06 02.05 08.05 08.05 02.05 02.05	09.10 09.10 09.10 09.07 09.10 09.10 09.10	03.0137-0466.2 650466 03.0137-9287.2 669287	Herst.Land (H) 1)	200 x 32 HEB Bremsbacken-Zubehör	BOS BOS
	1.3 16V 4x4 1.3 16V 4x4 1.5 16V 4x4	66 68 74		01.06 02.05 02.05	09.10 09.10 09.10	03.0137-0315.2 650315	Herst.Land (D) 2)	200 x 32	
	1.3 16V 4x4 1.3 16V 4x4 1.5 16V 4x4	66 68 74		01.06 02.05 02.05	09.10 09.10 09.10	24.0220-0044.1 480192	Herst.Land (D) 2)	200/202 x 40	
	1.3 16V 1.3 16V 4x4 1.3 16V 4x4 1.3 DDiS 1.3 DDiS 1.5 16V 4x4 1.5 VVTi	68 66 68 51 55 74 75		02.05 01.06 02.05 08.05 08.05 02.05 02.05	09.10 09.10 09.10 09.07 09.10 09.10 09.10	03.0520-6919.3 696919		19,05/200x32 TopKit	BOS

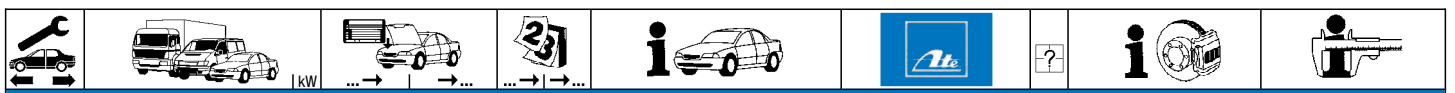
SUZUKI SWIFT IV (10-)

	1.2 1.2 1.2 1.2 4x4 1.2 4x4 1.2 4x4 1.3 DDiS	66 67 69 66 67 69 55		10.10 08.12 10.10 10.10 08.12 10.10 10.10		24.0122-0280.1 422280		256 22,0 20,0 V +B	
	1.2 1.2 1.2 1.2 4x4 1.2 4x4 1.2 4x4 1.3 DDiS	66 67 69 66 67 69 55		10.10 08.12 10.10 10.10 08.12 10.10 10.10		24.0122-0282.1 422282	+ Geschwindigkeitsregelanlage 3)	272 22,0 20,0 V +B	
	1.2 1.2 1.2 1.2 4x4 1.2 4x4 1.2 4x4 1.3 DDiS 1.6 16V	66 67 69 66 67 69 55 100		10.10 08.12 10.10 10.10 08.12 10.10 10.10 01.12		03.0137-0509.2 650509		200 x 26	

SUZUKI SX4 (06-)

	1.5 i 16V 1.5 VVT 1.5 VVT 4x4 1.6 DDiS 1.6 VVT 1.6 VVT 1.6 VVT 1.6 VVT 4x4 1.6 VVT 4x4 1.6 VVT 4x4 1.6 VVT 4x4 1.9 DDiS 1.9 DDiS 4x4 2.0 DDiS 2.0 DDiS 4x4	73 82 82 66 74 79 88 79 82 88 88 88 88 99 99		06.06 07.10 07.10 04.07 06.06 06.06 10.07 06.06 07.09 07.09 07.09 06.06 06.06 07.09 07.09	Herst.Land (H) 1) Herst.Land (H) 1) Herst.Land (H) 1) Herst.Land (H) 1) Herst.Land (H) 1)	13.0460-2715.2 602715		24391 16,6 +/WK/Zub/S/LUC	
	1.5 i 16V 1.6 VVT 1.6 VVT 1.6 VVT 1.6 VVT 4x4	73 74 79 88 79		06.06 06.06 06.06 10.07 06.06	Herst.Land (D) 2) Herst.Land (D) 2) Herst.Land (D) 2) Herst.Land (D) 2) Herst.Land (D) 2)	13.0460-5716.2 605716		21561 17,0 +/WK/Zub	

1) country of manufacture (H) / paese del costruttore (H) / pays du constructeur (H) / país del fabricante (H)
 2) country of manufacture (D) / paese del costruttore (D) / pays du constructeur (D) / país del fabricante (D)
 3) + speed control system / + impianto variatore di velocità / + régulateur de vitesse / + sistema de regulación de velocidad

























SUZUKI SX4 (06-)

	1.6 VVT 4x4 2.0 i 16V 2.0 i 16V 2.0 i 16V 4x4 2.0 i 16V 4x4	88 107 112 107 112	07.09 06.06 01.10 06.06 01.10	Herst.Land ¹⁾	13.0460-5716.2 605716		21561 17,0 +WK/Zub
	1.5 i 16V 1.5 VVT 1.5 VVT 4x4 1.6 DDiS 1.6 VVT 1.6 VVT 1.6 VVT 1.6 VVT 4x4 1.6 VVT 4x4 1.6 VVT 4x4 1.9 DDiS 1.9 DDiS 4x4 2.0 DDiS 2.0 DDiS 4x4 2.0 i 16V 2.0 i 16V 2.0 i 16V 4x4 2.0 i 16V 4x4	73 82 82 66 74 79 88 79 82 88 88 88 99 99 107 112 107 112	06.06 07.10 07.10 04.07 06.06 06.06 10.07 06.06 07.09 07.09 06.06 06.06 07.09 07.09 06.06 01.10 06.06 01.10		24.0122-0252.1 422252		280 22,0 20,0 V +B
	1.5 i 16V 1.5 VVT 1.5 VVT 4x4 1.6 DDiS 1.6 VVT 1.6 VVT 1.6 VVT 1.6 VVT 4x4 1.6 VVT 4x4 1.6 VVT 4x4 1.9 DDiS 1.9 DDiS 4x4 2.0 DDiS 2.0 DDiS 4x4 2.0 i 16V 2.0 i 16V 2.0 i 16V 4x4 2.0 i 16V 4x4	73 82 82 66 74 79 88 79 82 88 88 88 99 99 107 112 107 112	06.06 07.10 07.10 04.07 06.06 06.06 10.07 06.06 07.09 07.09 06.06 06.06 07.09 07.09 06.06 01.10 06.06 01.10		13.0460-5929.2 605929	+ ABS	21719 15,0 +WK AKE
	1.5 i 16V 1.5 VVT 1.5 VVT 4x4 1.6 DDiS 1.6 VVT 1.6 VVT 1.6 VVT 1.6 VVT 4x4 1.6 VVT 4x4 1.6 VVT 4x4 1.9 DDiS 1.9 DDiS 4x4 2.0 DDiS 2.0 DDiS 4x4 2.0 i 16V 2.0 i 16V 2.0 i 16V 4x4 2.0 i 16V 4x4	73 82 82 66 74 79 88 79 82 88 88 88 99 99 107 112 107 112	06.06 07.10 07.10 04.07 06.06 06.06 10.07 06.06 07.09 07.09 06.06 06.06 07.09 07.09 06.06 01.10 06.06 01.10		24.0109-0167.1 409167	+ ABS	278 9,0 8,0 +B
	1.5 i 16V 1.5 VVT 1.5 VVT 4x4 1.6 DDiS 1.6 VVT 1.6 VVT 1.6 VVT 1.6 VVT 4x4 1.6 VVT 4x4 1.6 VVT 4x4 1.9 DDiS 1.9 DDiS 4x4 2.0 DDiS 2.0 DDiS 4x4	73 82 82 66 74 79 88 79 82 88 88 88 99 99	06.06 07.10 07.10 04.07 06.06 06.06 10.07 06.06 07.09 07.09 06.06 06.06 07.09 07.09	Herst.Land ²⁾ Herst.Land ²⁾ Herst.Land ²⁾ Herst.Land ²⁾ Herst.Land ²⁾ Herst.Land ²⁾	03.0137-0490.2 650490	- ABS	220 x 35 HEB BOS
	1.5 i 16V 1.5 VVT 1.5 VVT 4x4 1.6 DDiS 1.6 VVT 1.6 VVT 1.6 VVT 1.6 VVT 4x4 1.6 VVT 4x4 1.6 VVT 4x4 1.9 DDiS 1.9 DDiS 4x4 2.0 DDiS 2.0 DDiS 4x4	73 82 82 66 74 79 88 79 82 88 88 88 99 99	06.06 07.10 07.10 04.07 06.06 06.06 10.07 06.06 07.09 07.09 06.06 06.06 07.09 07.09	Herst.Land ²⁾ Herst.Land ²⁾ Herst.Land ²⁾ Herst.Land ²⁾ Herst.Land ²⁾	03.0520-7719.3 697719	- ABS	19,05/220x35 TopKit BOS




























¹⁾ country of manufacture / paese del costruttore / pays du constructeur / país del fabricante

²⁾ country of manufacture / paese del costruttore / pays du constructeur / país del fabricante



								
SUZUKI SX4 (13-)								
	1.6 16V	88		08.13		24.0122-0290.1	422290	280 22,0 20,0 V +B
	1.6 16V 4x4	88		08.13				
	1.6 DDiS	88		08.13				
	1.6 DDiS 4x4	88		08.13				
SUZUKI VITARA (89-98)								
	1.6			01.89	01.95	13.0460-5967.2	605967	21500 15,0 +/WK AKE
	1.6 Cabrio			01.89	01.95	13.0460-2997.2	602997	20708 15,8 /S LUC
						13.0460-0449.2	610449	Belagsatz-Zubehör AKE
	1.9 D Allrad			01.95	03.98			
	1.9 D Cabrio			01.95	03.98	13.0460-5857.2	605857	23314 15,0 +/WK SUM
	2.0 i V6			12.94	03.98			
	1.6			01.89	01.95	24.0110-0242.1	410242	290 10,0 8,0 +B
	1.6 Cabrio			01.89	01.95			
	1.6 i 16V			02.91	12.94	24.0117-0104.1	417104	287 17,0 15,0 V
	1.6		160000	01.89		03.0137-0224.2	650224	220 x 36
	1.6 Cabrio		140000	01.89				
	1.6	160001			01.95	03.0137-0286.2	650286	220 x 36
	1.6 Cabrio	140001			01.95			
SUZUKI VITARA (LY) (15-)								
	1.6 16V	88		02.15		24.0122-0290.1	422290	280 22,0 20,0 V +B
	1.6 16V 4x4	88		02.15				
	1.6 DDiS	88		02.15				
	1.6 DDiS 4x4	88		02.15				
SUZUKI WAGON R+ (98-00)								
	1.0 i 16V	48		02.98	04.00	13.0460-5836.2	605836	23662 15,0 /WK/Zub
	1.2 i 16V	51		02.98	04.00	13.0460-0141.2	610141	Belagsatz-Zubehör
	1.2 i 16V 4WD	51		02.98	04.00			
	1.0 i 16V	48		02.98	04.00	24.0117-0105.1	417105	231 17,0 15,0 V +B
	1.2 i 16V	51		02.98	04.00			
	1.2 i 16V 4WD	51		02.98	04.00			
	1.0 i 16V	48		02.98	04.00	03.0137-0387.2	650387	180 x 26
	1.2 i 16V	51		02.98	04.00	03.0137-9264.2	669264	Bremsbacken-Zubehör
	1.2 i 16V 4WD	51		02.98	04.00			
	1.0 i 16V	48		02.98	04.00	24.0218-0046.1	480184	ohne Sensorring ¹⁾
	1.2 i 16V	51		02.98	04.00			180/182 x 41
SUZUKI WAGON R+ (00-08)								
	1.0 i 12V	39		07.03	08.05	13.0460-5836.2	605836	23662 15,0 /WK/Zub
	1.0 i 16V	51		08.00	07.03	13.0460-0141.2	610141	Belagsatz-Zubehör
	1.0 XT Plus	74		08.00	07.01			
	1.0 i 12V	44		06.04	04.08	13.0460-3995.2	603995	23605 15,7 +/WK/Zub/S BOS
	1.2 i 16V	59		06.04	04.08			
	1.3 DDiS	51		09.03	04.08			
	1.3 i 16V	56		05.00	12.04			
	1.3 i 16V	65		08.01	04.08			
	1.3 i 16V	69		09.03	04.08			
	1.3 i 16V 4WD	56		10.01	12.04			
	1.3 i 16V 4WD	69		09.03	04.08			
	1.0 i 12V	39		07.03	08.05	24.0117-0105.1	417105	231 17,0 15,0 V +B
	1.0 i 16V	51		08.00	07.03			
	1.0 XT Plus	74		08.00	07.01			
	1.3 i 16V	56	210000	05.00		24.0112-0153.1	412153	247 12,0 10,5 +B
	1.3 i 16V 4WD	56	210000	10.01				
	1.0 i 12V	44		06.04	04.08	24.0117-0106.1	417106	253 17,0 15,0 V +B
	1.2 i 16V	59		06.04	04.08			
	1.3 DDiS	51		09.03	04.08			
	1.3 i 16V	56 210001			04.08			
	1.3 i 16V	65		08.01	04.08			
	1.3 i 16V	69		09.03	04.08			
	1.3 i 16V 4WD	56 210001			12.04			
	1.3 i 16V 4WD	69		09.03	04.08			
	1.0 i 12V	39		07.03	08.05	03.0137-0387.2	650387	180 x 26
	1.0 i 16V	51		08.00	07.03	03.0137-9264.2	669264	Bremsbacken-Zubehör
	1.0 XT Plus	74		08.00	07.01			
	1.3 i 16V	56		05.00	12.04	03.0137-0425.2	650425	180 x 26
	1.3 i 16V 4WD	56		10.01	12.04			
	1.0 i 12V	44		06.04	04.08	03.0137-0465.2	650465	200 x 29 HEB
	1.2 i 16V	59		06.04	04.08	03.0137-9300.2	669300	Bremsbacken-Zubehör
	1.3 DDiS	51		09.03	04.08			
	1.3 i 16V	65		08.01	04.08			
	1.3 i 16V	69		09.03	04.08			
	1.3 i 16V 4WD	69		09.03	04.08			
	1.0 i 12V	39		07.03	08.05	24.0218-0046.1	480184	180/182 x 41
	1.0 i 16V	51		08.00	07.03			
	1.0 XT Plus	74		08.00	07.01			
	1.3 i 16V	56		05.00	12.04	24.0218-0039.1	480160	ohne Sensorring ¹⁾
	1.0 i 12V	44		06.04	04.08	24.0220-0045.1	480189	200/202 x 38
	1.2 i 16V	59		06.04	04.08			
	1.3 DDiS	51		09.03	04.08			
	1.3 i 16V	65		08.01	04.08			

¹⁾ without sensor ring / senza sensori / sans secours ABS / sin anillo sensor ABS

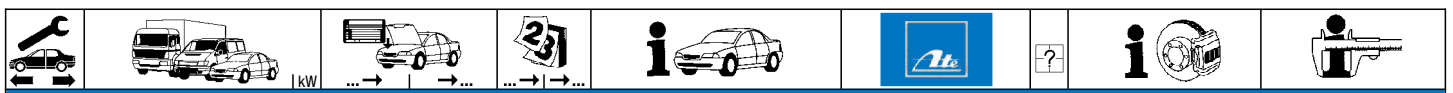
									
SUZUKI WAGON R+ (00-08)									
	1.3 i 16V 1.3 i 16V 4WD	69 69		09.03 09.03	04.08 04.08	24.0220-0045.1	480189	200/202 x 38	
	1.0 i 12V 1.2 i 16V 1.3 DDiS 1.3 i 16V	44 59 51 65		06.04 06.04 09.03 08.01	04.08 04.08 04.08 04.08	03.0520-1415.3	691415	15,87/200x29 TopKit	
SUZUKI X-90 (95-97)									
	1.6 i 16V 1.6 i 16V 4x4	71 71		09.95 09.95	10.97 10.97	13.0460-5967.2	605967	21500 15,0 +/WK AKE	
	1.6 i 16V 1.6 i 16V 4x4	71 71		09.95 09.95	10.97 10.97	24.0110-0242.1	410242	290 10,0 8,0 +B	
TOYOTA 4-RUNNER (88-96)									
	3.0 (VZN130)			08.88	11.95	13.0460-5992.2	605992	21679 15,0 +/WK	
	3.0 (VZN130) 3.0 i V6 (VZN130) 3.0 TD (KZN130)	105 92		08.88 07.90 10.93	11.95 11.95 03.96	24.0120-0168.1 24.0125-0135.1	420168 425135	289 20,0 18,0 V 291 25,0 23,0 V	
	3.0 (VZN130)			08.88	11.95	03.0137-0308.2	650308	295 x 51	
	3.0 (VZN130)			08.88	11.95	24.0229-5004.1	480312	295/297 x 67	
TOYOTA 4-RUNNER (96-99)									
	2.7 i 16V (N180/185) 3.4 i V6 (N180/185)	112 136		11.95 11.95	06.99 - 16" Rad ¹⁾ 06.99 - 16" Rad ¹⁾	24.0122-0253.1	422253	297 22,0 20,0 V	
	2.7 i 16V (N180/185) 3.4 i V6 (N180/185)	112 136		11.95 11.95	06.99 + 16" Rad ²⁾ 06.99 + 16" Rad ²⁾	24.0122-0185.1	422185	319 22,0 20,0 V	
	2.7 i 16V (N180/185) 3.4 i V6 (N180/185)	112 136		11.95 11.95	06.99 06.99	03.0137-0308.2	650308	295 x 51	
TOYOTA ALPHARD II (GGH2_, ANH2_, ATH2_) (08-)									
	3.5	202		04.08		13.0460-5614.2	605614	24601 18,0	
	3.5	202		04.08		24.0128-0232.1	428232	296 28,0 25,0 V +B	
	3.5	202		04.08		13.0460-5814.2	605814	23620 16,4 +/WK BOS	
TOYOTA AURIS (06-12)									
	1.33 Dual-VVTi 1.33 Dual-VVTi 1.4 D-4D 1.4 VVTi 1.6 16V 1.6 VVTi 1.8 16V 1.8 16V 1.8 16V 4WD 1.8 Hybrid 1.8 VVTi 1.8 Hybrid	73 74 66 71 97 91 106 108 100 73 100 73		01.10 05.09 03.07 03.07 05.09 03.07 02.09 02.09 02.09 09.10 10.06 09.10	09.12 09.12 09.12 09.12 09.12 09.12 09.12 09.12 09.12 09.12 09.12 09.12	Herst.Land [Ⓒ] ³⁾ Herst.Land [Ⓒ] ³⁾ Herst.Land [Ⓒ] ³⁾ Herst.Land [Ⓒ] ³⁾ Herst.Land [Ⓒ] ³⁾ Herst.Land [Ⓒ] ³⁾ Herst.Land [Ⓒ] ³⁾ Herst.Land [Ⓒ] ³⁾ Herst.Land [Ⓒ] ³⁾ Herst.Land [Ⓒ] ³⁾ Herst.Land [Ⓒ] ³⁾ Herst.Land [Ⓒ] ³⁾	13.0460-5602.2	605602	24122 19,0 +/WK/Zub
	1.33 Dual-VVTi 1.33 Dual-VVTi 1.4 VVTi 1.6 16V 1.6 VVTi 1.8 16V 1.8 16V 1.8 16V 4WD 1.8 VVTi 2.0 D-4D 2.2 D-4D	73 74 71 97 91 106 108 100 100 93 130		01.10 05.09 03.07 05.09 03.07 02.09 02.09 02.09 10.06 03.07 03.07	09.12 09.12 09.12 09.12 09.12 09.12 09.12 09.12 09.12 09.12 09.12	Herst.Land [Ⓒ] ⁴⁾ Herst.Land [Ⓒ] ⁴⁾ Herst.Land [Ⓒ] ⁴⁾ Herst.Land [Ⓒ] ⁴⁾ Herst.Land [Ⓒ] ⁴⁾ Herst.Land [Ⓒ] ⁴⁾ Herst.Land [Ⓒ] ⁴⁾ Herst.Land [Ⓒ] ⁴⁾ Herst.Land [Ⓒ] ⁴⁾ Herst.Land [Ⓒ] ⁴⁾ Herst.Land [Ⓒ] ⁴⁾	13.0460-5766.2 13.0460-5767.2	605766 605767	24337 17,5 24336 17,5 AKE
	1.33 Dual-VVTi 1.33 Dual-VVTi 1.4 VVTi 1.6 16V 1.6 VVTi 1.8 16V 1.8 16V 1.8 16V 4WD 1.8 VVTi	73 74 71 97 91 106 108 100 100		01.10 05.09 03.07 05.09 03.07 02.09 02.09 02.09 10.06	09.12 09.12 09.12 09.12 09.12 09.12 09.12 09.12 09.12	Herst.Land [Ⓒ] ⁴⁾ Herst.Land [Ⓒ] ⁴⁾ Herst.Land [Ⓒ] ⁴⁾ Herst.Land [Ⓒ] ⁴⁾ Herst.Land [Ⓒ] ⁴⁾ Herst.Land [Ⓒ] ⁴⁾ Herst.Land [Ⓒ] ⁴⁾ Herst.Land [Ⓒ] ⁴⁾ Herst.Land [Ⓒ] ⁴⁾	24.0122-0256.1	422256	275 22,0 19,0 V +B
	1.33 Dual-VVTi	73		01.10	09.12	24.0126-0148.1	426148	273 26,0 23,0 V +B	

¹⁾ - 16" wheel / - ruota 16" / - roue 16" / - rueda 16"

²⁾ + 16" wheel / + ruota 16" / + roue 16" / + rueda 16"

³⁾ country of manufacture [Ⓒ] / paese del costruttore [Ⓒ] / pays du constructeur [Ⓒ] / país del fabricante [Ⓒ]

⁴⁾ country of manufacture [Ⓒ] / paese del costruttore [Ⓒ] / pays du constructeur [Ⓒ] / país del fabricante [Ⓒ]



TOYOTA AURIS (06-12)

	1.33 Dual-VVTi	74		05.09	09.12	Herst.Land	¹⁾	24.0126-0148.1	426148		273 26,0 23,0 V +B
	1.4 D-4D	66		03.07	09.12						
	1.4 VVTi	71		03.07	09.12	Herst.Land	¹⁾				
	1.6 16V	97		05.09	09.12	Herst.Land	¹⁾				
	1.6 VVTi	91		03.07	09.12	Herst.Land	¹⁾				
	1.8 16V	106		02.09	09.12	Herst.Land	¹⁾				
	1.8 16V	108		02.09	09.12	Herst.Land	¹⁾				
	1.8 16V 4WD	100		02.09	09.12	Herst.Land	¹⁾				
	1.8 VVTi	100		10.06	09.12	Herst.Land	¹⁾				
	1.8 Hybrid	73		09.10	09.12						
2.0 D-4D	93		03.07	09.12			24.0126-0156.1	426156		295 26,0 23,0 V +B	
2.2 D-4D	130		03.07	09.12							
	1.33 Dual-VVTi	73		01.10	09.12	Herst.Land	²⁾	13.0460-5769.2	605769		24610 15,0 +/WK
	1.33 Dual-VVTi	74		05.09	09.12	Herst.Land	²⁾				
	1.4 VVTi	71		03.07	09.12	Herst.Land	²⁾				
	1.6 16V	97		05.09	09.12	Herst.Land	²⁾				
	1.6 VVTi	91		03.07	09.12	Herst.Land	²⁾				
	1.8 16V	106		02.09	09.12	Herst.Land	²⁾				
	1.8 16V	108		02.09	09.12	Herst.Land	²⁾				
	1.8 16V 4WD	100		02.09	09.12	Herst.Land	²⁾				
	1.8 Hybrid	73		09.10	09.12						
	1.8 VVTi	100		10.06	09.12	Herst.Land	²⁾				
1.33 Dual-VVTi	73		01.10	09.12	Herst.Land	¹⁾	13.0460-5604.2	605604		24664 15,2 +/WK/Zub	
1.33 Dual-VVTi	74		05.09	09.12	Herst.Land	¹⁾					
1.4 D-4D	66		03.07	09.12	Herst.Land	¹⁾					
1.4 VVTi	71		03.07	09.12	Herst.Land	¹⁾					
1.6 16V	97		05.09	09.12	Herst.Land	¹⁾					
1.6 VVTi	91		03.07	09.12	Herst.Land	¹⁾					
1.8 16V	106		02.09	09.12	Herst.Land	¹⁾					
1.8 16V	108		02.09	09.12	Herst.Land	¹⁾					
1.8 16V 4WD	100		02.09	09.12	Herst.Land	¹⁾					
1.8 VVTi	100		10.06	09.12	Herst.Land	¹⁾					
2.0 D-4D	93		03.07	09.12	Herst.Land	¹⁾					
2.2 D-4D	130		03.07	09.12							
	1.33 Dual-VVTi	73		01.10	09.12	Herst.Land	²⁾	24.0109-0155.1	409155		259 9,0 7,5 +B
	1.33 Dual-VVTi	74		05.09	09.12	Herst.Land	²⁾				
	1.4 VVTi	71		03.07	09.12	Herst.Land	²⁾				
	1.6 16V	97		05.09	09.12	Herst.Land	²⁾				
	1.6 VVTi	91		03.07	09.12	Herst.Land	²⁾				
	1.8 16V	106		02.09	09.12	Herst.Land	²⁾				
	1.8 16V	108		02.09	09.12	Herst.Land	²⁾				
	1.8 16V 4WD	100		02.09	09.12	Herst.Land	²⁾				
	1.8 Hybrid	73		09.10	09.12						
	1.8 VVTi	100		10.06	09.12	Herst.Land	²⁾				
1.33 Dual-VVTi	73		01.10	09.12	Herst.Land	¹⁾	24.0110-0337.1	410337		270 9,9 8,0 +B	
1.33 Dual-VVTi	74		05.09	09.12	Herst.Land	¹⁾					
1.4 D-4D	66		03.07	09.12							
1.4 VVTi	71		03.07	09.12	Herst.Land	¹⁾					
1.6 16V	97		05.09	09.12	Herst.Land	¹⁾					
1.6 VVTi	91		03.07	09.12	Herst.Land	¹⁾					
1.8 16V	106		02.09	09.12	Herst.Land	¹⁾					
1.8 16V	108		02.09	09.12	Herst.Land	¹⁾					
1.8 16V 4WD	100		02.09	09.12	Herst.Land	¹⁾					
1.8 VVTi	100		10.06	09.12	Herst.Land	¹⁾					
2.0 D-4D	93		03.07	09.12							
2.2 D-4D	130		03.07	09.12							

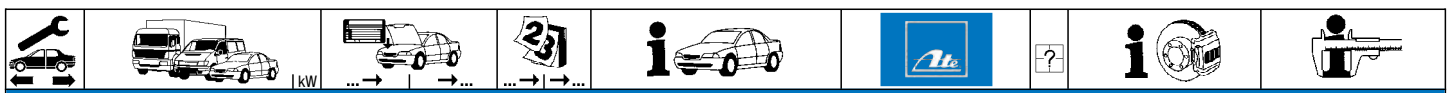
TOYOTA AURIS (12-)

	1.8 Hybrid	73		10.12			+ Panorama-Sonnendach ³⁾	13.0460-5766.2	605766		24337 17,5				
	1.8 VVTi	103		10.12											
	1.8 VVTi	106		10.12											
	2.0 D-4D	91		10.12											
	1.8 Hybrid	73		10.12			+ Panorama-Sonnendach ³⁾	24.0128-0159.1	428159		296 28,0 25,0 V +B				
	1.8 VVTi	103		10.12											
	1.8 VVTi	106		10.12											
	2.0 D-4D	91		10.12											
	1.3 VVTi	73		10.12				24.0126-0156.1	426156		295 26,0 23,0 V +B				
	1.4 D-4D	66		10.12											
	1.6 VVTi	97		10.12											
	1.6 VVTi	97		10.12			Modelcode ZRE 181								
	1.8 Hybrid	73		10.12			Modelcode ZRE 185								
	1.8 VVTi	103		10.12											
1.8 VVTi	106		10.12				13.0460-5604.2	605604		24664 15,2 +/WK/Zub					
2.0 D-4D	91		10.12												
	1.3 VVTi	73		10.12								24.0110-0337.1	410337		270 9,9 8,0 +B
	1.4 D-4D	66		10.12											
	1.6 VVTi	97		10.12											
	1.8 Hybrid	73		10.12											
	1.8 VVTi	103		10.12											
	1.8 VVTi	106		10.12											
2.0 D-4D	91		10.12												

¹⁾ country of manufacture / paese del costruttore / pays du constructeur / país del fabricante

²⁾ country of manufacture / paese del costruttore / pays du constructeur / país del fabricante

³⁾ + panoramic sunroof / + tetto panoramico / + toit panoramique / + techo panorámico



TOYOTA AURIS Touring Sports (13-)

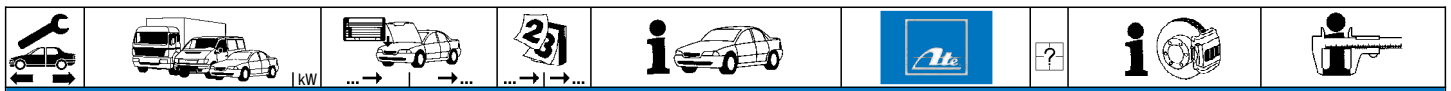
	1.8 Hybrid	73	07.13	+ Panorama-Sonnendach ¹⁾	13.0460-5766.2	605766		24337 17,5
	2.0 D-4D	91	07.13		13.0460-5603.2	605603		24204 19,2 +/WK/Zub
	1.8 Hybrid	73	07.13	+ Panorama-Sonnendach ¹⁾	24.0128-0159.1	428159		296 28,0 25,0 V +B
	2.0 D-4D	91	07.13		24.0126-0156.1	426156		295 26,0 23,0 V +B
	1.3 VVTi	73	07.13		13.0460-5604.2	605604		24664 15,2 +/WK/Zub
	1.4 D-4D	66	07.13					
	1.6 VVTi	97	07.13		13.0460-5604.2	605604		24664 15,2 +/WK/Zub
	1.8 Hybrid	73	07.13					
	2.0 D-4D	91	07.13					
	1.3 VVTi	73	07.13		24.0110-0337.1	410337		270 9,9 8,0 +B
	1.4 D-4D	66	07.13					
	1.6 VVTi	97	07.13					
	1.8 Hybrid	73	07.13					
	2.0 D-4D	91	07.13					

TOYOTA AVENSIS (97-03)

	1.6 16V (AT220)	74	09.97	09.00 + HA-Trommelbremse ²⁾	13.0460-5809.2	605809		21975 18,2 +/WK	ATE
	1.6 16V (AT220)	81	09.97	09.00 + HA-Trommelbremse ²⁾					
	1.8 16V (AT221)	81	09.97	09.00 + HA-Trommelbremse ²⁾					
	1.9 TD (CT220)	61	10.97	05.98 + HA-Trommelbremse ²⁾					
	2.0 16V (ST220)	94	09.97	09.00 + HA-Trommelbremse ²⁾					
	2.0 D-4D (CDT220)	81	10.99	02.03 + HA-Trommelbremse ²⁾					
	2.0 TD (CT220)	61	10.97	05.98 + HA-Trommelbremse ²⁾					
	2.0 TD (CT220)	66	09.97	02.03 + HA-Trommelbremse ²⁾					
	1.6 VVT-i (ZZT220)	81	10.00	06.01 + HA-Scheibenbremse ³⁾	13.0460-5845.2	605845		21961 15,5 /WK	AKE
	1.8 VVT-i (ZZT221)	95	10.00	06.01 + HA-Scheibenbremse ³⁾					
	2.0 16V (ST220)	94	10.00	06.01 + HA-Scheibenbremse ³⁾					
	2.0 D-4D (CDT220)	81	10.99	06.01 + HA-Scheibenbremse ³⁾					
	2.0 TD (CT220)	66	09.97	06.01 + HA-Scheibenbremse ³⁾					
	2.0 VVT-i (AZT220)	110	10.00	06.01 + HA-Scheibenbremse ³⁾					
	1.6 VVT-i (ZZT220)	81	07.01	02.03 + HA-Scheibenbremse ³⁾	13.0460-5844.2	605844		23996 17,5 +/WK	ATE
	1.8 VVT-i (ZZT221)	95	07.01	02.03 + HA-Scheibenbremse ³⁾					
	1.9 D-4D (CDT220)	85	09.02	02.03 + HA-Scheibenbremse ³⁾					
	2.0 16V (ST220)	94	07.01	02.03 + HA-Scheibenbremse ³⁾					
	2.0 D-4D (CDT220)	81	07.01	02.03 + HA-Scheibenbremse ³⁾					
	2.0 D-4D (CDT220)	85	09.02	02.03 + HA-Scheibenbremse ³⁾					
	2.0 TD (CT220)	66	07.01	02.03 + HA-Scheibenbremse ³⁾					
	2.0 VVT-i (AZT220)	110	07.01	02.03 + HA-Scheibenbremse ³⁾					
	1.6 16V (AT220)	74	09.97	09.00 + HA-Trommelbremse ²⁾	24.0125-0140.1	425140		260 25,0 23,0 V +B	
	1.6 16V (AT220)	81	09.97	09.00 + HA-Trommelbremse ²⁾					
	1.8 16V (AT221)	81	09.97	09.00 + HA-Trommelbremse ²⁾					
	1.9 TD (CT220)	61	10.97	05.98 + HA-Trommelbremse ²⁾					
	2.0 16V (ST220)	94	09.97	09.00 + HA-Trommelbremse ²⁾					
	2.0 D-4D (CDT220)	81	10.99	02.03 + HA-Trommelbremse ²⁾					
	2.0 TD (CT220)	61	10.97	05.98 + HA-Trommelbremse ²⁾					
	2.0 TD (CT220)	66	09.97	02.03 + HA-Trommelbremse ²⁾					
	1.6 VVT-i (ZZT220)	81	10.00	06.01 + HA-Scheibenbremse ³⁾	24.0128-0183.1	428183		275 28,0 26,0 V +B	
	1.8 VVT-i (ZZT221)	95	10.00	06.01 + HA-Scheibenbremse ³⁾					
	2.0 16V (ST220)	94	10.00	06.01 + HA-Scheibenbremse ³⁾					
	2.0 D-4D (CDT220)	81	10.99	06.01 + HA-Scheibenbremse ³⁾					
	2.0 TD (CT220)	66	09.97	06.01 + HA-Scheibenbremse ³⁾					
	2.0 VVT-i (AZT220)	110	10.00	06.01 + HA-Scheibenbremse ³⁾					
	1.6 VVT-i (ZZT220)	81	07.01	02.03 + HA-Scheibenbremse ³⁾	24.0125-0156.1	425156		276 25,0 23,0 V +B	
	1.8 VVT-i (ZZT221)	95	07.01	02.03 + HA-Scheibenbremse ³⁾					
	1.9 D-4D (CDT220)	85	09.02	02.03 + HA-Scheibenbremse ³⁾					
	2.0 16V (ST220)	94	07.01	02.03 + HA-Scheibenbremse ³⁾					
	2.0 D-4D (CDT220)	81	07.01	02.03 + HA-Scheibenbremse ³⁾					
	2.0 D-4D (CDT220)	85	09.02	02.03 + HA-Scheibenbremse ³⁾					
	2.0 TD (CT220)	66	07.01	02.03 + HA-Scheibenbremse ³⁾					
	2.0 VVT-i (AZT220)	110	07.01	02.03 + HA-Scheibenbremse ³⁾					
	1.6 VVT-i (ZZT220)	81	10.00	06.01	13.0460-5840.2	605840		21833 15,0 +/WK	AKE
	1.8 VVT-i (ZZT221)	95	10.00	06.01					
	2.0 16V (ST220)	94	10.00	06.01					
	2.0 D-4D (CDT220)	81	10.99	06.01					
	2.0 TD (CT220)	66	09.97	06.01					
	2.0 VVT-i (AZT220)	110	10.00	06.01					
	1.6 VVT-i (ZZT220)	81	07.01	02.03	13.0460-5869.2	605869		24013 14,9 +/WK	LUC
	1.8 VVT-i (ZZT221)	95	07.01	02.03					
	1.9 D-4D (CDT220)	85	09.02	02.03					
	2.0 16V (ST220)	94	07.01	02.03					
	2.0 D-4D (CDT220)	81	07.01	02.03					
	2.0 D-4D (CDT220)	85	09.02	02.03					
	2.0 TD (CT220)	66	07.01	02.03					
	2.0 VVT-i (AZT220)	110	07.01	02.03					
	1.6 VVT-i (ZZT220)	81	10.00	06.01	24.0110-0305.1	410305		288 10,0 8,5 +B	
	1.8 VVT-i (ZZT221)	95	10.00	06.01					
	2.0 16V (ST220)	94	10.00	06.01					
	2.0 D-4D (CDT220)	81	10.99	06.01					
	2.0 TD (CT220)	66	09.97	06.01					
	2.0 VVT-i (AZT220)	110	10.00	06.01					
	1.6 VVT-i (ZZT220)	81	07.01	02.03	24.0110-0284.1	410284		271 10,0 9,0 +B	
	1.8 VVT-i (ZZT221)	95	07.01	02.03					
	1.9 D-4D (CDT220)	85	09.02	02.03					

1) + panoramic sunroof / + tetto panoramico / + toit panoramique / + techo panorámico
 2) + RA drum brake / + P freno a tamburo / + frein à tambour essieu AR / + ET-tambores de freno
 3) + RA disc brake / + P disco freno / + frein à disque essieu AR / + ET-disco de freno
























































TOYOTA AVENSIS (97-03)

	2.0 16V (ST220) 2.0 D-4D (CDT220) 2.0 D-4D (CDT220) 2.0 TD (CT220) 2.0 VVT-i (AZT220)	94 81 85 66 110		07.01 07.01 09.02 07.01 07.01	02.03 02.03 02.03 02.03 02.03	24.0110-0284.1	410284		271 10,0 9,0 +B
	1.6 16V (AT220) 1.6 16V (AT220) 1.8 16V (AT221) 1.9 TD (CT220) 2.0 16V (ST220) 2.0 D-4D (CDT220) 2.0 TD (CT220) 2.0 TD (CT220)	74 81 81 61 94 81 61 66		09.97 09.97 09.97 10.97 09.97 10.99 10.97 09.97	09.00 09.00 09.00 05.98 09.00 02.03 05.98 02.03	03.0137-0365.2 03.0137-9237.2	650365 669237		229 x 37 HEB Bremsbacken-Zubehör
	1.6 16V (AT220) 1.6 16V (AT220) 1.8 16V (AT221) 1.9 TD (CT220) 2.0 16V (ST220) 2.0 D-4D (CDT220) 2.0 TD (CT220) 2.0 TD (CT220)	74 81 81 61 94 81 61 66		09.97 09.97 09.97 10.97 09.97 10.99 10.97 09.97	09.00 09.00 09.00 05.98 09.00 02.03 05.98 02.03	24.0222-8031.1	480152		229/229,6 x 58
	1.6 16V (AT220) 1.6 16V (AT220) 1.8 16V (AT221) 1.9 TD (CT220) 2.0 16V (ST220) 2.0 D-4D (CDT220) 2.0 TD (CT220) 2.0 TD (CT220)	74 81 81 61 94 81 61 66		09.97 09.97 09.97 10.97 09.97 10.99 10.97 09.97	09.00 09.00 09.00 05.98 09.00 02.03 05.98 02.03	03.0520-8420.3	698420		20,64/229x37 TopKit LUC
	1.6 VVT-i (ZZT220) 1.8 VVT-i (ZZT221) 1.9 D-4D (CDT220) 2.0 16V (ST220) 2.0 D-4D (CDT220) 2.0 D-4D (CDT220) 2.0 TD (CT220) 2.0 VVT-i (AZT220)	81 95 85 94 81 85 66 110		10.00 10.00 09.02 10.00 10.99 09.02 09.97 10.00	02.03 02.03 02.03 02.03 02.03 02.03 02.03 02.03	03.0137-0402.2	650402		170 x 40
























TOYOTA AVENSIS (03-08)

	1.6 VVT-i 1.8 16V 2.0 D-4D 2.0 D-4D 2.0 VVT-i 2.0 VVT-i 2.2 D-4D 2.2 D-CAT 2.2 TD 2.4 16V 2.4 16V	81 95 85 93 108 114 110 130 74 120 125		04.03 04.03 04.03 03.06 04.03 04.03 10.05 07.05 04.05 10.03 09.03	12.07 12.07 12.07 12.07 12.07 12.07 12.07 12.07 12.07 12.07 12.07	13.0460-5813.2 13.0460-0454.2	605813 610454		23768 19,3 +/WK Belagsatz-Zubehör BOS
	1.6 VVT-i 1.8 16V 2.0 D-4D 2.0 D-4D 2.0 VVT-i 2.0 VVT-i 2.2 D-4D 2.2 D-CAT 2.2 TD 2.4 16V 2.4 16V	81 95 85 93 108 114 110 130 74 120 125		01.08 01.08 01.08 01.08 01.08 01.08 01.08 01.08 01.08 01.08 01.08	11.08 11.08 11.08 11.08 11.08 11.08 11.08 11.08 11.08 11.08 11.08	13.0460-5813.2	605813		23768 19,3 +/WK BOS
	1.6 VVT-i 1.8 16V 2.0 VVT-i 2.0 D-4D 2.0 D-4D 2.0 VVT-i 2.4 16V 2.4 16V	81 95 114 85 93 108 120 125		04.03 04.03 04.03 04.03 03.06 10.03 09.03	11.08 11.08 11.08 11.08 11.08 11.08 11.08	24.0126-0139.1 24.0126-0141.1	426139 426141		277 26,0 24,0 V +B 295 26,0 24,0 V +B
	2.2 D-4D 2.2 D-CAT 2.2 TD	110 130 74		10.05 07.05 04.05	11.08 11.08 11.08	24.0126-0138.1	426138		295 26,0 24,0 V +B
	1.6 VVT-i 1.8 16V 2.0 D-4D 2.0 D-4D 2.0 VVT-i 2.0 VVT-i 2.2 D-4D 2.2 D-CAT 2.2 TD 2.4 16V 2.4 16V	81 95 85 93 108 114 110 130 74 120 125		04.03 04.03 04.03 03.06 04.03 04.03 10.05 07.05 04.05 10.03 09.03	11.08 11.08 11.08 11.08 11.08 11.08 11.08 11.08 11.08 11.08 11.08	13.0460-5814.2 13.0460-0256.2	605814 610256		23620 16,4 +/WK Belagsatz-Zubehör BOS

									
TOYOTA AVENSIS (03-08)									
	1.6 VVT-i	81		04.03	11.08	24.0110-0311.1	410311	280 10,0 9,0 +B	
	1.8 16V	95		04.03	11.08				
	2.0 D-4D	85		04.03	11.08				
	2.0 D-4D	93		03.06	11.08				
	2.0 VVT-i	108		04.03	11.08				
	2.0 VVT-i	114		04.03	11.08				
	2.4 16V	120		10.03	11.08				
	2.4 16V	125		09.03	11.08				
2.2 D-4D	110		10.05	11.08	24.0110-0333.1	410333	280 10,0 8,5 +B		
	2.2 D-CAT	130		07.05				11.08	
	2.2 TD	74		04.05				11.08	
	1.6 VVT-i	81		04.03	11.08	03.0137-0459.2	650459	172 x 32	
	1.8 16V	95		04.03	11.08				
	2.0 D-4D	85		04.03	11.08				
	2.0 D-4D	93		03.06	11.08				
	2.0 VVT-i	108		04.03	11.08				
	2.0 VVT-i	114		04.03	11.08				
	2.2 D-4D	110		10.05	11.08				
	2.2 D-CAT	130		07.05	11.08				
	2.2 TD	74		04.05	11.08				
	2.4 16V	120		10.03	11.08				
	2.4 16V	125		09.03	11.08				
	TOYOTA AVENSIS (09-)								
	1.6 i 16V	97		02.09		13.0460-5603.2	605603	24204 19,2 +/WK/Zub	
	1.8 i 16V	108		02.09					
	2.0 D-4D	91		11.11					
	2.0 D-4D	93		02.09					
	2.0 i 16V	112		02.09					
2.2 D-4D	110		02.09	11.10	13.0460-5615.2	605615	24946 19,0 +/WK/Zub	BOS	
	130		02.09	11.10					
	1.6 i 16V	97		02.09		24.0126-0156.1	426156	295 26,0 23,0 V +B	
	1.8 i 16V	108		02.09					
	2.0 D-4D	91		11.11					
	2.0 D-4D	93		02.09					
	2.0 i 16V	112		02.09					
2.2 D-4D	110		02.09		24.0126-0160.1	426160	320 26,0 23,0 V +B		
	130		02.09						
	1.6 i 16V	97		02.09		13.0460-3853.2	603853	24885 16,8 +/WK/Zub	BOS
	1.8 i 16V	108		02.09					
	2.0 D-4D	91		11.11					
	2.0 D-4D	93		02.09					
	2.0 i 16V	112		02.09					
	2.2 D-4D	110		02.09					
	1.6 i 16V	97		02.09		24.0111-0169.1	411169	290 11,0 9,0 +B	
	1.8 i 16V	108		02.09					
	2.0 D-4D	91		11.11					
	2.0 D-4D	93		02.09					
	2.0 i 16V	112		02.09					
	2.2 D-4D	110		02.09					
	2.2 D-4D	130		02.09					
TOYOTA AVENSIS VERSO (01-09)									
	2.0 D-4D	85		08.01	08.05	13.0460-5846.2	605846	23836 17,0	AKE
	2.0 VVT-i	110		08.01	11.09				
	2.0 D-4D	85		08.01	08.05	24.0128-0115.1	428115	275 28,0 26,0 V +B	
	2.0 VVT-i	110		08.01	11.09				
	2.0 D-4D	85		08.01	08.05	13.0460-5847.2	605847	23646 16,5 +/WK	SUM
	2.0 VVT-i	110		08.01	11.09				
	2.0 D-4D	85		08.01	08.05	24.0112-0164.1	412164	291 12,0 10,5 +B	
	2.0 VVT-i	110		08.01	11.09				
	2.0 D-4D	85		08.01	08.05	03.0137-0400.2	650400	190 x 45	Bremsbacken-Zubehör
	2.0 VVT-i	110		08.01	11.09				
TOYOTA AYGO (05-14)									
	1.0 i 12V	50		07.05	06.14	13.0460-3829.2	603829	23959 17,0 /Zub/S	BOS
	1.0 i 12V GPL	50		07.05	06.14				
	1.4 HDi	40		07.05	08.10				
	1.0 i 12V	50		07.05	06.14	24.0120-0180.1	420180	247 20,0 18,0 V +S +B	
	1.0 i 12V GPL	50		07.05	06.14				
	1.4 HDi	40		07.05	08.10				
	1.0 i 12V	50		07.05	06.14	03.0137-0466.2	650466	200 x 32 HEB	BOS
	1.0 i 12V GPL	50		07.05	06.14				
	1.4 HDi	40		07.05	08.10				
	1.0 i 12V	50		07.05	06.14	24.0220-0046.1	480193	200/201 x 44	
	1.0 i 12V GPL	50		07.05	06.14				
	1.4 HDi	40		07.05	08.10				

									
TOYOTA AYGO (05-14)									
	1.0 i 12V 1.0 i 12V GPL 1.4 HDi	50 50 40		07.05 07.05 07.05	06.14 06.14 08.10		03.0520-4117.3	694117	17,46/200x32 TopKit BOS
TOYOTA AYGO (14-)									
	1.0 12V	50		05.14			13.0460-3829.2	603829	23959 17,0 /Zub/S BOS
	1.0 12V	50		05.14			24.0120-0180.1	420180	247 20,0 18,0 V +S +B
	1.0 12V	50		05.14			03.0137-0466.2	650466	200 x 32 HEB BOS
	1.0 12V	50		05.14			24.0220-0046.1	480193	200/201 x 44
TOYOTA CAMRY (91-96)									
	2.2 i (SXV10) 2.2 i (SXV10) 3.0 i V6 (VCV10)			06.91 08.93 06.91	07.93 08.96 08.96		24.0128-0114.1	428114	255 28,0 26,0 V
	2.2 i (SXV10) 3.0 i V6 (VCV10)			06.91 06.91	08.96 + ABS 08.96		13.0460-5835.2	605835	20076 15,5 +/WK AKE
	2.2 i (SXV10)			06.91	08.96 + ABS		24.0110-0700.1	410700	269 10,0 9,0
	2.2 i (SXV10)			06.91	08.96 - ABS		03.0137-0318.2	650318	229 x 41
TOYOTA CAMRY (96-01)									
	2.2 16V 2.2 16V 2.5 16V 3.0 V6 3.0 V6	93 96 147 135 140		11.00 08.96 08.96 08.96 08.96	11.01 11.01 11.01 11.01 11.01		24.0128-0115.1	428115	275 28,0 26,0 V +B
	2.2 16V 2.5 16V 3.0 V6 3.0 V6	96 147 135 140		08.96 08.96 08.96 08.96	07.99 07.99 07.99 07.99		13.0460-5835.2	605835	20076 15,5 +/WK AKE
	2.2 16V 2.2 16V 2.5 16V 3.0 V6 3.0 V6	93 96 147 135 140		11.00 08.96 08.96 08.96 08.96	11.01 + 14" Rad ¹⁾ 11.01 + 14" Rad ¹⁾ 11.01 + 14" Rad ¹⁾ 11.01 + 14" Rad ¹⁾ 11.01 + 14" Rad ¹⁾		24.0110-0700.1	410700	269 10,0 9,0
	2.2 16V 2.2 16V 2.5 16V 3.0 V6 3.0 V6	93 96 147 135 140		11.00 08.96 08.96 08.96 08.96	11.01 11.01 11.01 11.01 11.01		03.0137-0402.2	650402	170 x 40
TOYOTA CAMRY (01-05)									
	2.0 VVT-i (ACV31) 2.4 VVT-i (ACV30) 3.0 V6 (MCV30)	110 112 137		12.01 12.01 12.01	12.05 12.05 12.05		13.0460-5743.2	605743	23928 17,3
	2.0 VVT-i (ACV31) 2.4 VVT-i (ACV30) 3.0 V6 (MCV30)	≠110 ≠112 ≠137		12.01 12.01 12.01	12.05 12.05 12.05		24.0128-0190.1	428190	296 28,0 26,0 V
	2.0 VVT-i (ACV31) 2.4 VVT-i (ACV30) 3.0 V6 (MCV30)	110 112 137		12.01 12.01 12.01	12.05 12.05 12.05		13.0460-5738.2	605738	23702 15,1 /Zub
	2.0 VVT-i (ACV31) 2.4 VVT-i (ACV30) 3.0 V6 (MCV30)	110 112 137		12.01 12.01 12.01	12.05 12.05 12.05		03.0137-0402.2	650402	170 x 40
TOYOTA CAMRY (06-11)									
	2.0 VVT-i 2.4 VVT-i 2.4 VVT-i 2.4 VVT-i 2.4 VVT-i Hybrid 2.4 VVT-i Hybrid 3.5 VVT-i 3.5 VVT-i 3.5 VVT-i	108 116 123 127 105 110 197 204 209		01.06 01.06 01.06 10.06 01.06 01.06 01.06 01.08 01.08	08.11 08.11 08.11 08.11 08.11 08.11 08.11 08.11 08.11		13.0460-5764.2	605764	24350 17,3 /Zub AKE

¹⁾ + 14" wheel / + ruota 14" / + roue 14" / + rueda 14"

									
TOYOTA CAMRY (06-11)									
	2.0 VVT-i 2.4 VVT-i 2.4 VVT-i 2.4 VVT-i 2.4 VVT-i Hybrid 2.4 VVT-i Hybrid 3.5 VVT-i 3.5 VVT-i 3.5 VVT-i	108 116 123 127 105 110 197 204 209		01.06 08.11 01.06 08.11 01.06 08.11 10.06 08.11 01.06 08.11 01.06 08.11 01.06 08.11 01.08 08.11 01.08 08.11		24.0128-0159.1	428159		296 28,0 25,0 V +B
	2.0 VVT-i 2.4 VVT-i 2.4 VVT-i 2.4 VVT-i 2.4 VVT-i Hybrid 2.4 VVT-i Hybrid 3.5 VVT-i 3.5 VVT-i 3.5 VVT-i	108 116 123 127 105 110 197 204 209		01.06 08.11 01.06 08.11 01.06 08.11 10.06 08.11 01.06 08.11 01.06 08.11 01.06 08.11 01.08 08.11 01.08 08.11		13.0460-5765.2	605765		24338 15,5 AKE
	2.0 VVT-i 2.4 VVT-i 2.4 VVT-i 2.4 VVT-i 2.4 VVT-i Hybrid 2.4 VVT-i Hybrid 3.5 VVT-i 3.5 VVT-i 3.5 VVT-i	108 116 123 127 105 110 197 204 209		01.06 08.11 01.06 08.11 01.06 08.11 10.06 08.11 01.06 08.11 01.06 08.11 01.06 08.11 01.08 08.11 01.08 08.11		03.0137-0402.2	650402		170 x 40
TOYOTA CAMRY (11-)									
	2.0 VVT-i 2.5 VVT-i 2.5 VVT-i 2.5 VVT-i Hybrid 3.5 VVT-i 3.5 VVT-i	109 133 135 118 183 204		09.11 09.11 01.12 09.11 12.12 09.11		13.0460-5764.2	605764	Herst.Land ☺ ¹⁾	24350 17,3 /Zub AKE
	2.0 VVT-i 2.5 VVT-i 2.5 VVT-i 2.5 VVT-i Hybrid 3.5 VVT-i 3.5 VVT-i	109 133 135 118 183 204		09.11 09.11 01.12 09.11 12.12 09.11		24.0128-0159.1	428159	Herst.Land ☺ ¹⁾	296 28,0 25,0 V +B
	2.0 VVT-i 2.5 VVT-i 2.5 VVT-i 2.5 VVT-i Hybrid 3.5 VVT-i 3.5 VVT-i	109 133 135 118 183 204		09.11 09.11 01.12 09.11 12.12 09.11		13.0460-5765.2	605765	Herst.Land ☺ ²⁾	24338 15,5 AKE
	2.0 VVT-i 2.5 VVT-i 2.5 VVT-i 2.5 VVT-i Hybrid 3.5 VVT-i 3.5 VVT-i	109 133 135 118 183 204		09.11 09.11 01.12 09.11 12.12 09.11		13.0460-5765.2	605765	Herst.Land ☺ ¹⁾	24338 15,5 AKE
TOYOTA CARINA E (92-97)									
	1.6 i (AT190) 1.8 i (AT191) 2.0 D (CT190) 2.0 i (ST191)			02.92 09.97 02.92 09.97 02.92 09.97 02.92 09.97		13.0460-5951.2 13.0460-0441.2	605951 610441		21601 17,5 +/WK Belagsatz-Zubehör SUM SUM
	1.6 i (AT190) 2.0 D (CT190) 1.8 i (AT191) 2.0 i (ST191)			02.92 09.97 02.92 09.97 02.92 09.97 02.92 09.97		24.0125-0124.1 24.0128-0113.1 24.0128-0116.1	425124 428113 428116		255 24,9 24,0 V +B 255 28,0 26,0 V 255 28,0 26,0 V
	2.0 GTi (ST191)			02.92 02.94		13.0460-5835.2	605835		20076 15,5 +/WK AKE
	1.6 i (AT190) 1.8 i (AT191) 2.0 D (CT190) 2.0 i (ST191)			02.92 12.95 + Hosei Bremse ³⁾ 02.92 12.95 + Hosei Bremse ³⁾ 02.92 12.95 + Hosei Bremse ³⁾ 02.92 12.95 + Hosei Bremse ³⁾		03.0137-0313.2 03.0137-9114.2	650313 669114		200 x 37 Bremsbacken-Zubehör
	1.6 i (AT190) 1.8 i (AT191) 2.0 D (CT190) 2.0 i (ST191)			01.96 09.97 01.96 09.97 01.96 09.97 01.96 09.97		03.0137-0375.2 03.0137-9301.2	650375 669301	für LUCAS-System ⁴⁾	200 x 37 HEB Bremsbacken-Zubehör LUC LUC
	1.6 i (AT190) 1.8 i (AT191) 2.0 D (CT190) 2.0 i (ST191)			02.92 09.97 02.92 09.97 02.92 09.97 02.92 09.97		24.0220-0022.1	480083		200/201 x 55
	2.0 GTi (ST191)			03.94 09.97		03.0137-0402.2	650402		170 x 40

¹⁾ country of manufacture ☺ / paese del costruttore ☺ / pays du constructeur ☺ / país del fabricante ☺

²⁾ country of manufacture ☺^{USA} / paese del costruttore ☺^{USA} / pays du constructeur ☺^{USA} / país del fabricante ☺^{USA}

³⁾ + Hosei brake / + freno Hosei / + freins Hosei / + freno de Hosei

⁴⁾ for LUCAS system / per sistema LUCAS / pour système LUCAS / para sistema LUCAS

TOYOTA CELICA (93-99)																			
	1.8 i (AT200)			11.93	11.99			13.0460-5951.2	605951					21601	17,5 +/WK			SUM	
								13.0460-0441.2	610441						Belagsatz-Zubehör			SUM	
	1.8 i (AT200)			11.93	11.99			24.0125-0124.1	425124					255	24,9 24,0 V +B				
	1.8 i (AT200) 2.0 i 16V (ST202)			11.93 11.93	11.99 11.99			13.0460-5835.2	605835					20076	15,5 +/WK			AKE	
	1.8 i (AT200)			11.93	08.95			24.0110-0350.1	410350					269	10,0 9,0 +B				
	1.8 i (AT200) 2.0 i 16V (ST202)			09.95 11.93	11.99 11.99			24.0109-0148.1	409148					269	9,0 8,0				
	1.8 i (AT200) 2.0 i 16V (ST202) 2.0 Turbo 4x4 (ST205)			11.93 11.93 02.94	11.99 11.99 11.99			03.0137-0402.2	650402					170	x 40				
TOYOTA CELICA (99-05)																			
	1.8 VVTi (ZZT230)	105		11.99	07.02			13.0460-5810.2	605810					23904	16,5 +/WK			AKE	
	1.8 VVTi TS (ZZT231)	141		11.99	07.02			13.0460-5817.2	605817					23526	17,5 /WE			AKE	
	1.8 VVTi (ZZT230)	105		08.02	09.05			13.0460-5817.2	605817					23526	17,5 /WE			AKE	
	1.8 VVTi TS (ZZT231)	141		08.02	09.05														
	1.8 VVTi (ZZT230)	105		11.99	07.02			24.0125-0124.1	425124					255	24,9 24,0 V +B				
	1.8 VVTi (ZZT230) 1.8 VVTi TS (ZZT231)	105 141		08.02 11.99	09.05 09.05			24.0125-0700.1	425700					275	25,0 23,0 V				
	1.8 VVTi (ZZT230) 1.8 VVTi TS (ZZT231)	105 141		11.99 11.99	09.05 09.05			13.0460-5812.2	605812					23521	14,0 +/WK			SUM	
								13.0460-0136.2	610136						Belagsatz-Zubehör			SUM	
	1.8 VVTi (ZZT230) 1.8 VVTi TS (ZZT231)	105 141		11.99 11.99	09.05 09.05			24.0109-0711.1	409711					269	9,0 7,5 +B				
	1.8 VVTi (ZZT230) 1.8 VVTi TS (ZZT231)	105 141		11.99 11.99	09.05 09.05			03.0137-0459.2	650459					172	x 32				
TOYOTA COROLLA (92-97)																			
	1.3 16V (EE101)			05.92	04.97	+ Europa ¹⁾		13.0460-5951.2	605951					21601	17,5 +/WK			SUM	
	1.6 (AE101)			05.92	04.97	+ Europa ¹⁾		13.0460-0441.2	610441						Belagsatz-Zubehör			SUM	
	1.8 (AE102)			05.92	05.95	+ Europa ¹⁾													
	1.8 (AE103)			05.95	04.97	+ Europa/ + Kombiwagen ²⁾													
	1.8 GTi 4WD			11.92	04.95	+ Europa ¹⁾													
	2.0 D (CE100)			05.92	04.97	+ Europa/ - GUS-Staaten ³⁾													
	1.3 (EE100)			05.92	05.95	- Europa ⁴⁾		13.0460-5976.2	605976					20870	15,0			AKE	
	1.3 16V (EE101)			05.92	04.97	- Europa ⁴⁾		13.0460-0325.2	610325						Belagsatz-Zubehör			AKE	
	1.6 (AE101)			05.92	04.97	- Europa ⁴⁾													
	1.6 GT APEX (AE101)			05.92	05.95	- Europa/ + Coupé ⁵⁾													
	1.8 (AE102)			05.92	05.95	- Europa ⁴⁾													
	2.0 D (CE100)			05.92	04.97	- Europa/ + GUS-Staaten ⁶⁾													
	1.3 (EE100)			05.92	05.95	+ Europa ¹⁾		24.0118-0110.1	418110					238	18,0 17,0 V				
	1.3 16V (EE101)			05.92	04.97	+ Europa ¹⁾		24.0122-0158.1	422158					255	22,0 20,0 V +B				
	1.6 (AE101)			05.92	04.97	+ Europa ¹⁾													
	1.8 (AE102)			05.92	05.95	+ Europa ¹⁾													
	1.8 (AE103)			05.95	04.97	+ Europa/ + Kombiwagen ²⁾													
	1.8 GTi 4WD			11.92	04.95	+ Europa ¹⁾													
	2.0 D (CE100)			05.92	04.97	+ Europa/ - GUS-Staaten ³⁾													
	1.6 GT APEX (AE101)			05.92	05.95	+ Coupé ⁷⁾		24.0109-0159.1	409159					266	9,0 8,0 +B				
	1.8 (AE102)			05.92	05.95	+ Europa ¹⁾													
	1.3 (EE100)			05.92	05.95	+ Europa ¹⁾		03.0137-0221.2	650221					200	x 37/30				
	1.3 16V (EE101)			05.92	04.97	+ Europa ¹⁾		03.0137-9114.2	669114						Bremsbacken-Zubehör				
	1.6 (AE101)			05.92	04.97	+ Europa ¹⁾													
	2.0 D (CE100)			05.92	04.97	+ Europa ¹⁾													
	1.3 (EE100)			05.92	05.95	- Europa ⁴⁾		03.0137-0313.2	650313					200	x 37				
	1.3 16V (EE101)			05.92	04.97	- Europa ⁴⁾		03.0137-9114.2	669114						Bremsbacken-Zubehör				
	1.6 (AE101)			05.92	04.97	- Europa ⁴⁾													
	1.8 (AE102)			05.92	05.95	- Europa ⁴⁾													
	1.8 (AE103)			05.95	04.97	- Europa/ + Kombiwagen ⁸⁾													
	2.0 D (CE100)			05.92	04.97	- Europa ⁴⁾													
	1.3 (EE100)			05.92	05.95	+ Europa ¹⁾		24.0220-0023.1	480084					200/201	x 55				
	1.3 16V (EE101)			05.92	04.97	+ Europa ¹⁾													
	1.6 (AE101)			05.92	04.97	+ Europa ¹⁾													
	2.0 D (CE100)			05.92	04.97	+ Europa ¹⁾													
	1.3 (EE100)			05.92	05.95	- Europa ⁴⁾		24.0220-0023.1	480084					200/201	x 55				
	1.3 16V (EE101)			05.92	04.97	- Europa ⁴⁾													
	1.6 (AE101)			05.92	04.97	- Europa ⁴⁾													
	1.8 (AE102)			05.92	05.95	- Europa ⁴⁾													
	2.0 D (CE100)			05.92	04.97	- Europa ⁴⁾													
TOYOTA COROLLA (97-02)																			
	1.4 i (EE111)	63		05.97	01.00	+ Schlechtwegeausführung ⁹⁾		13.0460-5976.2	605976			Herst.Land	10)	20870	15,0			AKE	
	1.4 i 16V (ZZE111)	71		02.00	12.01	+ Schlechtwegeausführung ⁹⁾													
	1.6 i (AE111)	81		05.97	01.00	+ Schlechtwegeausführung ⁹⁾													
	1.6 i 16V (ZZE112)	81		02.00	12.01	+ Schlechtwegeausführung ⁹⁾													

¹⁾ + Europa / + Europa / + Europa / + Europa

²⁾ + Europe/ + Estate / + Europa/ + Station Wagon / + Europe/ + Break / + Europa/ + Break

³⁾ + Europe/ - GUS States / + Europa/ - Stati del GUS / + Europe/ - Etats de la CEI / + Europa/ - estados del GUS

⁴⁾ - Europa / - Europa / - Europa / - Europa

⁵⁾ - Europe/ + Coupé / - Europa/ + Coupé / - Europe/ + Coupé / - Europa/ + Coupé

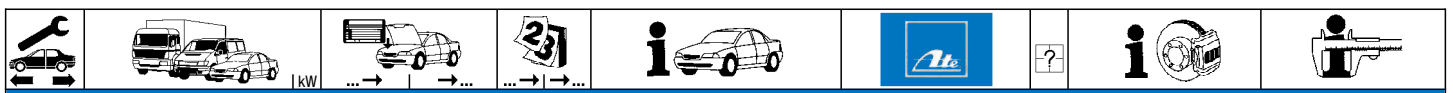
⁶⁾ - Europe/ + GUS-Staaten / - Europa/ + Stati del GUS / - Europe/ + Etats de la CEI / - Europa/ + estados del GUS

⁷⁾ + Coupé / + Coupé / + Coupé / + Coupé

⁸⁾ - Europe/ + Estate / - Europa/ + Station Wagon / - Europe/ + Break / - Europa/ + Break

⁹⁾ + rough road construction / + versione per percorsi accidentati / + version pour mauvaise route / + versión 4x4

¹⁰⁾ country of manufacture / paese del costruttore / pays du constructeur / país del fabricante

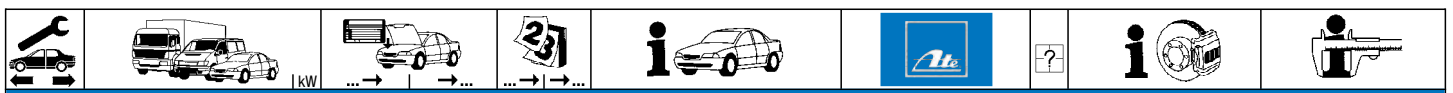


TOYOTA COROLLA (97-02)											
	1.4 i (EE111)	63		05.97	01.00	- Schlechtwegeausführung ¹⁾	13.0460-5951.2	605951	Herst.Land ²⁾	21601 17,5 +/WK Belagsatz-Zubehör	SUM
	1.4 i 16V (ZZE111)	71		02.00	12.01	- Schlechtwegeausführung ¹⁾	13.0460-0074.2	610074			
	1.6 i (AE111)	81		05.97	01.00	- Schlechtwegeausführung ¹⁾					
	1.6 i 16V (ZZE112)	81		02.00	12.01	- Schlechtwegeausführung ¹⁾					
	1.8 i 16V AWD (AE115)	81		05.97	12.01	+ Kombiwagen ³⁾					
	1.9 D (WZE110)	51		02.00	12.01						
	2.0 D (CE110)	53		05.97	01.00						
	2.0 D-4D (CDE110)	66		09.00	12.01						
	1.4 i (EE111)	63		05.97	01.00	- Schlechtwegeausführung ¹⁾	24.0122-0158.1	422158		255 22,0 20,0 V +B	
	1.4 i 16V (ZZE111)	71		02.00	12.01	- Schlechtwegeausführung ¹⁾					
	1.6 i (AE111)	81		05.97	01.00	- Schlechtwegeausführung ¹⁾					
	1.6 i 16V (ZZE112)	81		02.00	12.01	- Schlechtwegeausführung ¹⁾					
	1.8 i 16V AWD (AE115)	81		05.97	12.01	+ Kombiwagen ³⁾					
	1.9 D (WZE110)	51		02.00	12.01						
	2.0 D (CE110)	53		05.97	01.00						
	2.0 D-4D (CDE110)	66		09.00	12.01						
	1.4 i (EE111)	63		08.98	09.99		13.0460-5835.2	605835	Herst.Land ²⁾	20076 15,5 +/WK	AKE
	1.4 i 16V (ZZE111)	71		10.99	12.01						
	1.6 i (AE111)	81		08.98	09.99						
	1.6 i 16V (ZZE112)	81		10.99	12.01						
	1.9 D (WZE110)	51		10.99	12.01						
	2.0 D (CE110)	53		08.98	09.99						
	2.0 D-4D (CDE110)	66		10.99	12.01						
	1.4 i 16V (ZZE111)	71		10.99	12.01	Herst.Land ⁴⁾	13.0460-5869.2	605869			
1.6 i 16V (ZZE112)	81		10.99	12.01	Herst.Land ⁴⁾						
1.9 D (WZE110)	51		10.99	12.01	Herst.Land ⁴⁾						
	1.4 i (EE111)	63		08.98	01.00		24.0109-0159.1	409159	Herst.Land ²⁾	266 9,0 8,0 +B	
	1.4 i 16V (ZZE111)	71		02.00	12.01						
	1.6 i (AE111)	81		08.98	01.00						
	1.6 i 16V (ZZE112)	81		02.00	12.01						
	1.9 D (WZE110)	51		02.00	12.01						
	2.0 D (CE110)	53		08.98	01.00						
	2.0 D-4D (CDE110)	66		09.00	12.01						
	1.4 i (EE111)	63		05.97	01.00		03.0137-0313.2	650313			
1.4 i 16V (ZZE111)	71		02.00	12.01		03.0137-9114.2	669114				
1.6 i (AE111)	81		05.97	01.00							
1.6 i 16V (ZZE112)	81		02.00	12.01							
1.8 i 16V AWD (AE115)	81		05.97	12.01	+ Kombiwagen ³⁾						
1.9 D (WZE110)	51		02.00	12.01							
2.0 D (CE110)	53		05.97	01.00							
1.4 i (EE111)	63		05.97	01.00		03.0137-0375.2	650375	Herst.Land ⁴⁾	200 x 37 HEB Bremsbacken-Zubehör	LUC	
1.4 i 16V (ZZE111)	71		02.00	12.01		03.0137-9301.2	669301				
1.6 i (AE111)	81		05.97	01.00							
1.6 i 16V (ZZE112)	81		02.00	12.01							
1.8 i 16V AWD (AE115)	81		05.97	12.01	+ Kombiwagen ³⁾						
1.9 D (WZE110)	51		02.00	12.01							
2.0 D (CE110)	53		05.97	01.00							
1.4 i (EE111)	63		05.97	01.00		24.0220-0023.1	480084				
1.4 i 16V (ZZE111)	71		02.00	12.01							
1.6 i (AE111)	81		05.97	01.00							
1.6 i 16V (ZZE112)	81		02.00	12.01							
1.9 D (WZE110)	51		02.00	12.01							
2.0 D (CE110)	53		05.97	01.00							

TOYOTA COROLLA (02-04)														
	1.4 VVTi (ZZE120)	71		01.02	05.04		13.0460-5810.2	605810	Herst.Land ²⁾	23904 16,5 +/WK	AKE			
	1.6 VVTi (ZZE121)	81		01.02	05.04									
	2.0 D-4D (CDE120)	66		01.02	05.04		13.0460-5817.2	605817				Herst.Land ²⁾	23526 17,5 /WE	AKE
	1.4 VVTi (ZZE120)	71		02.02	05.04		13.0460-5815.2	605815						
	1.6 VVTi (ZZE121)	81		08.02	05.04		13.0460-0138.2	610138				Herst.Land ⁴⁾	23766 17,8 +/WK Belagsatz-Zubehör	LUC
	1.8 VVTLi TS (ZZE123)	141		01.02	05.04									
	2.0 D-4D (CDE120)	66		08.02	05.04									
	2.0 D-4D (CDE120)	81		01.02	05.04									
2.0 D-4D (CDE120)	81		01.02	05.04										
2.0 D-4D (CDE120)	85		05.03	05.04										
	1.4 VVTi (ZZE120)	71		01.02	05.04		24.0125-0155.1	425155	Herst.Land ²⁾	255 25,0 23,0 V +B				
	1.6 VVTi (ZZE121)	81		01.02	05.04									
	2.0 D-4D (CDE120)	66		01.02	05.04		24.0125-0168.1	425168				Herst.Land ²⁾	275 25,0 23,0 V +B	
	1.8 VVTLi TS (ZZE123)	141		01.02	05.04		24.0125-0157.1	425157						
	2.0 D-4D (CDE120)	66		08.02	05.04							Herst.Land ⁴⁾	275 25,0 23,0 V +B	
	2.0 D-4D (CDE120)	81		01.02	05.04									
	2.0 D-4D (CDE120)	81		01.02	05.04									
	2.0 D-4D (CDE120)	85		05.03	05.04									
	1.4 VVTi (ZZE120)	71		01.02	05.04		13.0460-5812.2	605812	Herst.Land ²⁾	23521 14,0 +/WK Belagsatz-Zubehör	SUM			
	1.6 VVTi (ZZE121)	81		01.02	05.04		13.0460-0136.2	610136				Herst.Land ²⁾	23766 17,8 +/WK Belagsatz-Zubehör	SUM
	2.0 D-4D (CDE120)	66		01.02	05.04									
	1.4 VVTi (ZZE120)	71		02.02	05.04		13.0460-5819.2	605819				Herst.Land ⁴⁾	23816 16,0 /WK	LUC
	1.6 VVTi (ZZE121)	81		08.02	05.04									
	1.8 VVTLi TS (ZZE123)	141		01.02	05.04									
	2.0 D-4D (CDE120)	66		08.02	05.04									
	2.0 D-4D (CDE120)	81		01.02	05.04									
2.0 D-4D (CDE120)	85		05.03	05.04										
	1.4 VVTi (ZZE120)	71		01.02	05.04		24.0109-0139.1	409139	Herst.Land ²⁾	269 9,0 8,0 +B				
	1.6 VVTi (ZZE121)	81		01.02	05.04									
	2.0 D-4D (CDE120)	66		01.02	05.04									
	1.4 VVTi (ZZE120)	71		02.02	05.04		24.0109-0138.1	409138				Herst.Land ⁴⁾	258 9,0 8,0 +B	
	1.6 VVTi (ZZE121)	81		08.02	05.04									
	1.6 VVTi (ZZE121)	81		08.02	05.04									
	1.6 VVTi (ZZE121)	81		08.02	05.04									

¹⁾ - rough road construction / - versione per percorsi accidentati / - version pour mauvaise route / - versión 4x4
²⁾ country of manufacture ²⁾ / paese del costruttore ²⁾ / pays du constructeur ²⁾ / país del fabricante ²⁾
³⁾ + Estate / + Station Wagon / + Break / + Break
⁴⁾ country of manufacture ⁴⁾ / paese del costruttore ⁴⁾ / pays du constructeur ⁴⁾ / país del fabricante ⁴⁾





TOYOTA COROLLA (02-04)										
	1.8 VVTLi TS (ZZE123)	141		01.02	05.04	24.0109-0140.1	409140	Herst.Land	1)	279 9,0 8,0 +B
	2.0 D-4D (CDE120)	66		08.02	05.04					
	2.0 D-4D (CDE120)	81		01.02	05.04					
	2.0 D-4D (CDE120)	85		05.03	05.04					
	1.4 VVTi (ZZE120)	71		01.02	05.04	03.0137-0459.2	650459	Herst.Land	2)	172 x 32
	1.6 VVTi (ZZE121)	81		01.02	05.04					
	2.0 D-4D (CDE120)	66		01.02	05.04					
	1.4 VVTi (ZZE120)	71		02.02	05.04					
	1.6 VVTi (ZZE121)	81		08.02	05.04	03.0137-0464.2	650464	Herst.Land	1)	172 x 22 HEB Bremsbacken-Zubehör
	1.8 VVTLi TS (ZZE123)	141		01.02	05.04					
	2.0 D-4D (CDE120)	66		08.02	05.04	03.0137-9294.2	669294	Herst.Land	1)	
	2.0 D-4D (CDE120)	81		01.02	05.04					
	2.0 D-4D (CDE120)	85		05.03	05.04					


























TOYOTA COROLLA (04-06)										
	1.4 D-4D (NDE120)	66		06.04	10.06	13.0460-5815.2	605815			23766 17,8 +/WK Belagsatz-Zubehör
	1.4 VVTi (ZZE120)	71		06.04	10.06					
	1.6 VVTi (ZZE121)	81		06.04	10.06					
	1.8 VVTi (ZZE123)	141		06.04	10.06					
	2.0 D-4D (CDE120)	85		06.04	10.06					
	1.4 VVTi (ZZE120)	71		06.04	10.06	24.0125-0155.1	425155			255 25,0 23,0 V +B
	1.6 VVTi (ZZE121)	81		06.04	10.06					
	1.8 VVTi (ZZE123)	141		06.04	10.06					
	1.4 D-4D (NDE120)	66		06.04	10.06	24.0125-0157.1	425157			275 25,0 23,0 V +B
	2.0 D-4D (CDE120)	85		06.04	10.06					
	1.4 D-4D (NDE120)	66		06.04	10.06					
1.4 VVTi (ZZE120)	71		06.04	10.06						
1.6 VVTi (ZZE121)	81		06.04	10.06						
1.8 VVTi (ZZE123)	141		06.04	10.06						
2.0 D-4D (CDE120)	85		06.04	10.06						
	1.4 VVTi (ZZE120)	71		06.04	10.06	24.0109-0138.1	409138			258 9,0 8,0 +B
	1.6 VVTi (ZZE121)	81		06.04	10.06					
	1.8 VVTi (ZZE123)	141		06.04	10.06					
	1.4 D-4D (NDE120)	66		06.04	10.06	24.0109-0140.1	409140			279 9,0 8,0 +B
	2.0 D-4D (CDE120)	85		06.04	10.06					
	1.4 D-4D (NDE120)	66		06.04	10.06					
1.4 VVTi (ZZE120)	71		06.04	10.06						
1.6 VVTi (ZZE121)	81		06.04	10.06						
1.8 VVTi (ZZE123)	141		06.04	10.06						
2.0 D-4D (CDE120)	85		06.04	10.06						

TOYOTA COROLLA (06-13)															
	1.4 D-4D (NDE150)	66		01.09	05.13	13.0460-5602.2	605602			24122 19,0 +/WK/Zub					
	1.33 16V (NRE150)	74		10.08	05.13										
	1.4 VVTi (ZZE150)	71		11.06	12.08										
	1.6 VVTi (ZRE151)	91		11.06	12.08										
	1.6 VVTi (ZRE151)	97		01.09	05.13										
	2.0 D-4D (ADE150)	93		01.07	05.13										
	2.0 D-4D (ADE150)	93		01.07	05.13										
	1.4 D-4D (NDE150)	66		01.09	05.13	24.0126-0148.1	426148			273 26,0 23,0 V +B					
	1.33 16V (NRE150)	74		10.08	05.13										
	1.4 VVTi (ZZE150)	71		11.06	12.08										
	1.6 VVTi (ZRE151)	91		11.06	12.08										
	1.6 VVTi (ZRE151)	97		01.09	05.13										
	2.0 D-4D (ADE150)	93		01.07	05.13										
	2.0 D-4D (ADE150)	93		01.07	05.13										
	1.33 16V (NRE150)	74		10.08	05.13	13.0460-5769.2	605769			24610 15,0 +/WK					
	1.4 VVTi (ZZE150)	71		11.06	12.08										
	1.6 VVTi (ZRE151)	91		11.06	12.08										
	1.6 VVTi (ZRE151)	97		01.09	05.13										
	1.4 D-4D (NDE150)	66		01.09	05.13						13.0460-5604.2	605604			24664 15,2 +/WK/Zub
	2.0 D-4D (ADE150)	93		01.07	05.13										
	2.0 D-4D (ADE150)	93		01.07	05.13										
	1.33 16V (NRE150)	74		10.08	05.13	24.0109-0155.1	409155			259 9,0 7,5 +B					
	1.4 VVTi (ZZE150)	71		11.06	12.08										
	1.6 VVTi (ZRE151)	91		11.06	12.08										
	1.6 VVTi (ZRE151)	97		01.09	05.13										
	1.4 D-4D (NDE150)	66		01.09	05.13						24.0110-0337.1	410337			270 9,9 8,0 +B
2.0 D-4D (ADE150)	93		01.07	05.13											

TOYOTA COROLLA (13-)										
	1.33 VVTi	73		06.13		13.0460-5767.2	605767			24336 17,5 AKE
	1.4 D-4D	66		06.13						
	1.6 VVTi	90		06.13						
	1.6 VVTi	97		06.13						
	1.8 VVTi	103		06.13						
	1.6 VVTi	90		06.13		24.0122-0256.1	422256		+ Bremsassistent ³⁾	275 22,0 19,0 V +B
	1.6 VVTi	97		06.13						
	1.8 VVTi	103		06.13						
	1.33 VVTi	73		06.13		13.0460-5604.2	605604			24664 15,2 +/WK/Zub
	1.4 D-4D	66		06.13						
	1.6 VVTi	90		06.13		13.0460-5604.2	605604		- Bremsassistent ⁴⁾	24664 15,2 +/WK/Zub
	1.6 VVTi	97		06.13						
	1.8 VVTi	103		06.13						
	1.6 VVTi	90		06.13						
1.6 VVTi	97		06.13							
1.8 VVTi	103		06.13							

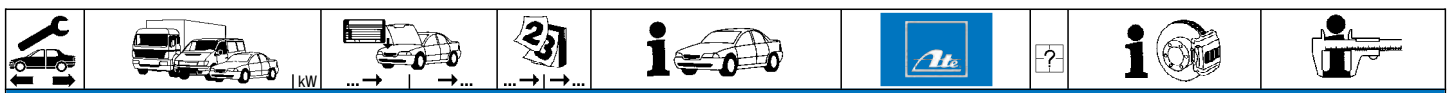
1) country of manufacture / paese del costruttore / pays du constructeur / país del fabricante
2) country of manufacture / paese del costruttore / pays du constructeur / país del fabricante
3) + emergency brake assist / + assistenza alla frenata / + assistance de freinage / + asistente de freno
4) - emergency brake assist / - assistenza alla frenata / - assistance de freinage / - asistente de freno



								
TOYOTA COROLLA (13-)								
	1.3 VVTi	73	06.13		24.0110-0337.1	410337		270 9,9 8,0 +B
	1.4 D-4D	66	06.13					
	1.6 VVTi	90	06.13		24.0110-0337.1	410337	- Bremsassistent ¹⁾	270 9,9 8,0 +B
	1.6 VVTi	97	06.13					
	1.8 VVTi	103	06.13					
	1.6 VVTi	90	06.13		24.0109-0155.1	409155	+ Bremsassistent ²⁾	259 9,0 7,5 +B
	1.6 VVTi	97	06.13					
	1.8 VVTi	103	06.13					
TOYOTA COROLLA VERSO (02-04)								
	1.6 VVTi (ZZE121)	81	01.02	05.04	13.0460-5810.2	605810		23904 16,5 +/-WK AKE
	1.8 VVTi (ZZE122)	99	01.02	05.04	13.0460-5817.2	605817		23526 17,5 /WE AKE
	2.0 D-4D (CDE120)	66	01.02	05.04				
	1.6 VVTi (ZZE121)	81	01.02	05.04	24.0125-0155.1	425155		255 25,0 23,0 V +B
	1.8 VVTi (ZZE122)	99	01.02	05.04	24.0125-0168.1	425168		275 25,0 23,0 V +B
	2.0 D-4D (CDE120)	66	01.02	05.04				
	1.6 VVTi (ZZE121)	81	01.02	05.04	13.0460-5812.2	605812		23521 14,0 +/-WK SUM
	1.8 VVTi (ZZE122)	99	01.02	05.04	13.0460-0136.2	610136		Belagsatz-Zubehör SUM
	2.0 D-4D (CDE120)	66	01.02	05.04				
	1.6 VVTi (ZZE121)	81	01.02	05.04	24.0109-0139.1	409139		269 9,0 8,0 +B
	1.8 VVTi (ZZE122)	99	01.02	05.04				
	2.0 D-4D (CDE120)	66	01.02	05.04				
	1.6 VVTi (ZZE121)	81	01.02	05.04	03.0137-0459.2	650459		172 x 32
	1.8 VVTi (ZZE122)	99	01.02	05.04				
2.0 D-4D (CDE120)	66	01.02	05.04					
TOYOTA COROLLA VERSO (04-09)								
	1.6 VVTi (ZNR10)	81	05.04	03.09	13.0460-5813.2	605813		23768 19,3 +/-WK BOS
	1.8 VVTi (ZNR11)	95	05.04	03.09	13.0460-0454.2	610454		Belagsatz-Zubehör BOS
	2.0 D-4D (CUR10)	85	05.04	03.09				
	2.2 D-4D (AUR10)	100	09.05	03.09				
	2.2 D-4D (AUR10)	130	09.05	03.09				
	1.6 VVTi (ZNR10)	81	05.04	03.09	24.0126-0138.1	426138		295 26,0 24,0 V +B
	1.8 VVTi (ZNR11)	95	05.04	03.09				
	2.0 D-4D (CUR10)	85	05.04	03.09				
	2.2 D-4D (AUR10)	100	09.05	03.09				
	2.2 D-4D (AUR10)	130	09.05	03.09				
	1.6 VVTi (ZNR10)	81	05.04	03.09	13.0460-5814.2	605814		23620 16,4 +/-WK BOS
	1.8 VVTi (ZNR11)	95	05.04	03.09	13.0460-0256.2	610256		Belagsatz-Zubehör BOS
	2.0 D-4D (CUR10)	85	05.04	03.09				
	2.2 D-4D (AUR10)	100	09.05	03.09				
	2.2 D-4D (AUR10)	130	09.05	03.09				
	1.6 VVTi (ZNR10)	81	05.04	03.09	24.0110-0320.1	410320		290 10,0 8,5 +B
	1.8 VVTi (ZNR11)	95	05.04	03.09				
	2.0 D-4D (CUR10)	85	05.04	03.09				
	2.2 D-4D (AUR10)	100	09.05	03.09				
	2.2 D-4D (AUR10)	130	09.05	03.09				
	1.6 VVTi (ZNR10)	81	05.04	03.09	03.0137-3020.2	653020		180 x 32 HEB
	1.8 VVTi (ZNR11)	95	05.04	03.09				
	2.0 D-4D (CUR10)	85	05.04	03.09				
	2.2 D-4D (AUR10)	100	09.05	03.09				
	2.2 D-4D (AUR10)	130	09.05	03.09				
TOYOTA FJ CRUISER (06-14)								
	4.0 V6	193	12.10	06.14	13.0460-5747.2	605747		24024 17,0 +/-WK
	4.0 V6	200	12.10	06.14				
	4.0 V6	203	01.11	06.14				
	4.0 VVTi	178	01.06	06.14				
	4.0 VVTi 4WD	178	01.06	06.14				
	4.0 V6	193	12.10	06.14	13.0460-5744.2	605744		21947 15,4
	4.0 V6	200	12.10	06.14				
	4.0 V6	203	01.11	06.14				
	4.0 VVTi	178	01.06	06.14				
	4.0 VVTi 4WD	178	01.06	06.14				
	4.0 V6	193	12.10	06.14	03.0137-3007.2	653007		209 x 45
	4.0 V6	200	12.10	06.14				
	4.0 V6	203	01.11	06.14				
	4.0 VVTi	178	01.06	06.14				
	4.0 VVTi 4WD	178	01.06	06.14				
TOYOTA HIACE (95-06)								
	2.0 (KLH12)	74	08.95	04.98 - ABS	13.0460-5722.2	605722		21468 15,5
	2.4 (RCH12/22)	85	08.95	04.98 - ABS				
	2.4 4WD (RCH18/28)	85	08.95	04.98 - ABS				
	2.4 D (LXH12/18)	55	08.95	08.01 - ABS				
	2.4 TD (LXH12/22)	66	08.95	08.01 - ABS				
	2.4 TD 4WD (LXH18/28)	66	08.95	08.01 - ABS				
	2.5 D-4D (KLH1/2)	65	11.01	08.06 - ABS				
	2.5 D-4D (KLH1/2)	75	11.01	08.06 - ABS				
	2.5 D-4D 4WD (KLH1/2)	65	08.01	08.04 - ABS				
	2.7 (RCH13/23)	105	04.98	06.06 - ABS				
	2.7 4WD (RCH19/29)	105	04.98	06.06 - ABS				
	3.0 D (RCH13)	65	08.01	10.03 - ABS				
	2.4 D (LXH12/18)	55	07.99	08.01 + ABS	13.0460-5722.2	605722		21468 15,5
	2.4 TD (LXH12/22)	66	07.99	08.01 + ABS				

¹⁾ - emergency brake assist / - assistenza alla frenata / - assistance de freinage / - asistente de freno

²⁾ + emergency brake assist / + assistenza alla frenata / + assistance de freinage / + asistente de freno



TOYOTA HIACE (95-06)

	2.5 D-4D (KLH1/2) 2.5 D-4D (KLH1/2) 2.5 D-4D 4WD (KLH1/2) 2.7 (RCH13/23) 3.0 D (RCH13)	65 75 65 105 65		11.01 11.01 08.01 07.99 08.01	08.06 + ABS 08.06 + ABS 08.04 + ABS 06.06 + ABS 10.03 + ABS	13.0460-5722.2	605722		21468 15,5
	2.0 (KLH12) 2.4 (RCH12/22) 2.4 D (LXH12/18) 2.4 TD (LXH12/22) 2.5 D-4D (KLH1/2) 2.5 D-4D (KLH1/2) 2.5 D-4D 4WD (KLH1/2) 2.7 (RCH13/23) 3.0 D (RCH13)	74 85 55 66 65 75 65 105 65		08.95 08.95 08.95 08.95 11.01 11.01 08.01 04.98 08.01	04.98 04.98 08.01 08.01 08.06 08.06 08.04 06.06 10.03	24.0128-0189.1	428189		285 28,0 26,0 V
	2.0 (KLH12) 2.4 (RCH12/22) 2.4 4WD (RCH18/28) 2.4 D (LXH12/18) 2.4 TD (LXH12/22) 2.4 TD 4WD (LXH18/28) 2.5 D-4D (KLH1/2) 2.5 D-4D (KLH1/2) 2.5 D-4D 4WD (KLH1/2) 2.7 (RCH13/23) 2.7 4WD (RCH19/29) 3.0 D (RCH13)	74 85 85 55 66 66 65 75 65 105 105 65		08.95 08.95 08.95 08.95 08.95 08.95 11.01 11.01 08.01 04.98 04.98 08.01	04.98 04.98 04.98 08.01 08.01 08.01 08.06 08.06 08.04 06.06 06.06 10.03	03.0137-0468.2	650468		270 x 55
	2.0 (KLH12) 2.4 (RCH12/22) 2.4 D (LXH12/18) 2.4 TD (LXH12/22) 2.7 (RCH13/23) 3.0 D (RCH13)	74 85 55 66 105 65		08.95 08.95 08.95 08.95 04.98 08.01	04.98 04.98 08.01 08.01 06.06 10.03	24.0227-0004.1	480303		270/272 x 66,5

TOYOTA HIACE (06-)

	2.5 D-4D 2.5 D-4D 2.5 D-4D 4x4	70 86 86		09.06 09.06 09.06		13.0460-5722.2	605722		21468 15,5
	2.5 D-4D 2.5 D-4D	70 86		09.06 09.06		24.0128-0189.1	428189		285 28,0 26,0 V
	2.5 D-4D 2.5 D-4D 2.5 D-4D 4x4	70 86 86		09.06 09.06 09.06		03.0137-0468.2	650468		270 x 55
	2.5 D-4D 2.5 D-4D	70 86		09.06 09.06		24.0227-0004.1	480303		270/272 x 66,5





























TOYOTA HILUX (88-97)

	1.8 (YN85/90) 2.4 D (LN85/90) 2.4 D 4WD (LN85/90) 2.4 D 4WD (LN105/110) 2.4 i 4WD (RN106/110)			08.88 08.88 01.94 08.88 08.88	07.97 07.97 07.97 07.97 07.97	13.0460-5938.2	605938		21158 15,5 AKE
	1.8 (YN85/90) 2.4 D (LN85/90) 2.4 D 4WD (LN85/90) 2.4 D 4WD (LN105/110) 2.4 i 4WD (RN106/110)			08.88 08.88 01.94 08.88 08.88	07.97 07.97 07.97 07.97 07.97	24.0125-0118.1	425118		257 25,0 23,0 V
	1.8 (YN85/90) 2.4 D (LN85/90) 2.4 D 4WD (LN105/110) 2.4 i 4WD (RN106/110)			08.88 08.88 01.94 08.88	07.97 07.97 07.97 07.97	03.0137-0226.2	650226		254 x 58
	2.4 D 4WD (LN85/90) 2.4 i 4WD (RN106/110)			01.94 08.88	07.97 07.97	24.0229-5004.1	480312		295/297 x 67

TOYOTA HILUX (97-05)

	2.4 D 2.5 D-4D 2.4 i 4WD 2.4 TD 4WD 2.5 D-4D 4WD	55 65 103 66 75		08.97 11.01 08.97 08.97 11.01	01.02 07.05 07.01 01.02 07.05	13.0460-5892.2	605892		21689 15,5
	2.4 D 2.5 D-4D 2.4 i 4WD 2.4 TD 4WD 2.5 D-4D 4WD	55 65 103 66 75		08.97 11.01 08.97 08.97 11.01	01.02 07.05 07.01 01.02 07.05	24.0125-0118.1	425118		257 25,0 23,0 V
	2.4 i 4WD 2.4 TD 4WD 2.5 D-4D 4WD	103 66 75		08.97 08.97 11.01	07.01 01.02 07.05	24.0120-0168.1	420168		289 20,0 18,0 V
	2.4 i 4WD 2.4 TD 4WD 2.5 D-4D 4WD	103 66 75		08.97 08.97 11.01	07.01 01.02 07.05	03.0137-0308.2	650308		295 x 51



								
TOYOTA HILUX (97-05)								
	2.4 D	55		08.99	01.02	24.0225-4018.1	480197	254/256 x 62
	2.5 D-4D	65		11.01	07.05			
	2.4 i 4WD	103		08.97	07.01	24.0229-5004.1	480312	295/297 x 67
	2.4 TD 4WD	66		08.97	01.02			
	2.5 D-4D 4WD	75		11.01	07.05			
TOYOTA HILUX (05-)								
	2.5 D-4D (KUN15)	75		06.06		13.0460-5616.2	605616	+ kurzer Radstand ¹⁾
	2.5 D-4D (KUN15)	88		12.07				24567 16,0
	2.5 D-4D (KUN15)	75		06.06		24.0128-0249.1	428249	258 28,0 26,0 V +B
	2.5 D-4D (KUN15)	88		12.07				
	2.5 D-4D (KUN15)	75		06.06		03.0137-0483.2	650483	254 x 51
	2.5 D-4D (KUN15)	88		12.07				
	2.5 D-4D 4x4 (KUN25)	75		08.05		03.0137-0485.2	650485	295 x 62
	2.5 D-4D 4x4 (KUN25)	88		12.07				
	2.5 D-4D 4x4 (KUN25)	106		12.07				
	3.0 D-4D 4x4 (KUN26)	126		12.07				
	2.5 D-4D 4x4 (KUN25)	75		08.05		24.0229-5003.1	480306	295/297 x 67
	2.5 D-4D 4x4 (KUN25)	88		12.07				
	2.5 D-4D 4x4 (KUN25)	106		12.07				
	3.0 D-4D 4x4 (KUN26)	126		12.07				
TOYOTA IQ (09-)								
	1.0 i 12V	50		01.09		13.0460-5810.2	605810	23904 16,5 +/WK AKE
	1.33	69		01.09				
	1.33	72		01.09				
	1.4 D-4D	66		01.09				
	1.0 i 12V	50		01.09		24.0120-0219.1	420219	255 20,0 18,0 V +B
	1.33	69		01.09				
	1.33	72		01.09				
	1.4 D-4D	66		01.09				
	1.0 i 12V	50		01.09	+ ABS	13.0460-5769.2	605769	24610 15,0 +/WK
	1.33	69		01.09	+ ABS			
	1.33	72		01.09	+ ABS			
	1.4 D-4D	66		01.09	+ ABS			
	1.0 i 12V	50		01.09	+ ABS	24.0109-0156.1	409156	259 9,0 7,5 +B
	1.33	69		01.09	+ ABS			
	1.33	72		01.09	+ ABS			
	1.4 D-4D	66		01.09	+ ABS			
TOYOTA LAND CRUISER 70-75 (90-96)								
	2.4 (RJ70/73)			01.90	12.96	13.0460-5992.2	605992	21679 15,0 +/WK
	2.4 TD (LJ70/73)			01.90	05.96			
	3.4 D (BJ73)			01.90	12.96			
	3.5 D (PZJ70)			01.90	12.96			
	4.2 TD (HZJ70/73)			01.90	12.96			
	2.4 (RJ70/73)			01.90	12.96	13.0460-5893.2	605893	21777 14,7 +/WK
	2.4 TD (LJ70/73)			01.90	05.96			
	2.4 (RJ70/73)			01.90	12.96	24.0120-0153.1	420153	302 20,0 19,0 V
	2.4 TD (LJ70/73)			01.90	05.96			
	3.4 D (BJ73)			01.90	12.96			
	3.5 D (PZJ70)			01.90	12.96			
	4.2 TD (HZJ70/73)			01.90	12.96			
	2.4 (RJ70/73)			01.90	12.96	24.0113-0105.1	413105	302 12,5 11,5
	2.4 TD (LJ70/73)			01.90	05.96			
	2.4 (RJ70/73)			01.90	12.96	13.0460-5744.2	605744	21947 15,4
	2.4 TD (LJ70/73)			01.90	05.96			
	4.2 TD (HZJ70/73)			01.90	12.96			
	2.4 (RJ70/73)			01.90	04.93	03.0137-0193.2	650193	254 x 52
	2.4 TD (LJ70/73)			01.90	04.93	03.0137-9115.2	669115	Bremsbacken-Zubehör
	2.4 (RJ70/73)			05.93	12.96	03.0137-0308.2	650308	295 x 51
	2.4 TD (LJ70/73)			05.93	05.96			
TOYOTA LAND CRUISER STATION WAGON 80 (90-97)								
	4.0 i (FJ80)			01.90	08.92	13.0460-5745.2	605745	21775 15,0 +/WK SKM
	4.2 D (HZJ80)			01.90	12.97			
	4.2 TD (HDJ80)			01.90	12.97			
	4.5 i 24V (FZJ80)			08.92	12.97			
	4.5 i 24V (FZJ80)			08.92	12.97	24.0132-0111.1	432111	311 32,0 30,0 V
	4.0 i (FJ80)			01.90	08.92	13.0460-5744.2	605744	21947 15,4
	4.2 D (HZJ80)			01.90	12.97			
	4.2 TD (HDJ80)			01.90	12.97			
	4.5 i 24V (FZJ80)			08.92	12.97			
TOYOTA LAND CRUISER 90-95 (96-02)								
	3.0 D-4D (KDJ90/95)	120		08.00	08.02	13.0460-5992.2	605992	21679 15,0 +/WK
	3.0 TD (KZJ90/95)	92		04.96	07.00			
	3.4 i 24V (VZJ90/95)	131		04.96	08.02			

¹⁾ + short wheel base / + passo lungo / + empattement court / + distancia corta entre ejes

²⁾ + RA disc brake / + P disco freno / + frein à disque essieu AR / + ET-disco de freno

³⁾ + RA drum brake / + P freno a tamburo / + frein à tambour essieu AR / + ET-tambores de freno



TOYOTA LAND CRUISER 90-95 (96-02)

	3.0 D-4D (KD.J90/95)	120		08.00	08.02	24.0122-0185.1	422185		319 22,0 20,0 V
	3.0 TD (KZ.J90/95)	92		04.96	07.00				
	3.4 i 24V (VZ.J90/95)	131		04.96	08.02				
	3.0 D-4D (KD.J90/95)	120		08.00	08.02	13.0460-5744.2	605744		21947 15,4
	3.0 TD (KZ.J90/95)	92		04.96	07.00				
	3.4 i 24V (VZ.J90/95)	131		04.96	08.02				
	3.0 D-4D (KD.J90/95)	120		08.00	08.02	24.0118-0709.1	418709		312 18,0 16,0 V +B
	3.0 TD (KZ.J90/95)	92		04.96	07.00				
	3.4 i 24V (VZ.J90/95)	131		04.96	08.02				
	3.0 D-4D (KD.J90/95)	120		08.00	08.02	03.0137-3007.2	653007		209 x 45
	3.0 TD (KZ.J90/95)	92		04.96	07.00				
	3.4 i 24V (VZ.J90/95)	131		04.96	08.02				

TOYOTA LAND CRUISER 100 (98-08)

	4.2 TDi (HD.J100)	150		11.01	07.08	13.0460-5746.2	605746		23524 17,4 +/-WK SUM
	4.7 V8 (UZ.J100)	173		11.01	04.02				
	4.7 V8 (UZ.J100)	175		05.02	07.08				
	4.2 TDi (HD.J100)	150		01.98	07.08	24.0132-0148.1	432148		313 32,0 30,0 V +B
	4.7 V8 (UZ.J100)	173		01.98	04.02				
	4.7 V8 (UZ.J100)	175		05.02	07.08				
	4.2 TDi (HD.J100)	150		01.98	07.08	13.0460-5749.2	605749		23539 17,3
	4.7 V8 (UZ.J100)	173		01.98	04.02				
	4.7 V8 (UZ.J100)	175		05.02	07.08				
	4.2 TDi (HD.J100)	150		01.98	07.08	24.0118-0143.1	418143		329 18,0 16,0 V +B
	4.7 V8 (UZ.J100)	173		01.98	04.02				
	4.7 V8 (UZ.J100)	175		05.02	07.08				
	4.2 TDi (HD.J100)	150		01.98	07.08	03.0137-3008.2	653008		230 x 45
	4.7 V8 (UZ.J100)	173		01.98	04.02				
	4.7 V8 (UZ.J100)	175		05.02	07.08				



























TOYOTA LAND CRUISER 120 (03-)































	3.0 D-4D	120		01.03		13.0460-5747.2	605747		24024 17,0 +/-WK
	3.0 D-4D	122		01.05	10.06				
	3.0 D-4D	127		11.06					
	4.0 VVTi	183		01.03					
	3.0 D-4D	120		01.03		24.0128-0194.1	428194		338 28,0 26,0 V +B
	3.0 D-4D	122		01.05	10.06				
	3.0 D-4D	127		11.06					
	4.0 VVTi	183		01.03					
	3.0 D-4D	120		01.03		13.0460-5744.2	605744		21947 15,4
	3.0 D-4D	122		01.05	10.06				
	3.0 D-4D	127		11.06					
	4.0 VVTi	183		01.03					
	3.0 D-4D	120		01.03		24.0118-0709.1	418709		312 18,0 16,0 V +B
	3.0 D-4D	122		01.05	10.06				
	3.0 D-4D	127		11.06					
	4.0 VVTi	183		01.03					
	3.0 D-4D	120		01.03		03.0137-3007.2	653007		209 x 45
	3.0 D-4D	122		01.05	10.06				
	3.0 D-4D	127		11.06					
	4.0 VVTi	183		01.03					

TOYOTA LAND CRUISER 150 (10-)































	2.7 4WD	120		01.10		13.0460-5747.2	605747		24024 17,0 +/-WK
	3.0 D-4D	127		03.10					
	3.0 D-4D	140		01.10					
	3.0 TDi	120		01.10					
	4.0 V6 Dual VVTi	205		01.10					
	4.0 V6 VVTi	183		01.10					
	4.0 V6 VVTi	202		01.10					
	4.0 V6 VVTi	203		01.10					
	4.0 V6 VVTi	207		01.10					
	4.6 V8 4WD	227		09.10		13.0460-5618.2	605618		24386 17,9 +/-WK/Zub
	2.7 4WD	120		01.10		13.0460-5744.2	605744		21947 15,4
	3.0 D-4D	127		03.10					
	3.0 D-4D	140		01.10					
	3.0 TDi	120		01.10					
	4.0 V6 Dual VVTi	205		01.10					
	4.0 V6 VVTi	183		01.10					
	4.0 V6 VVTi	202		01.10					
	4.0 V6 VVTi	203		01.10					
	4.0 V6 VVTi	207		01.10					
	2.7 4WD	120		01.10		03.0137-3007.2	653007		209 x 45
	3.0 D-4D	127		03.10					
	3.0 D-4D	140		01.10					
	3.0 TDi	120		01.10					
	4.0 V6 Dual VVTi	205		01.10					
	4.0 V6 VVTi	183		01.10					
	4.0 V6 VVTi	202		01.10					
	4.0 V6 VVTi	203		01.10					
	4.0 V6 VVTi	207		01.10					
	4.6 V8 4WD	227		09.10					






















									
TOYOTA LAND CRUISER 200 (07-)									
	4.5 D V8 (VDJ200)	210		01.08			13.0460-5618.2	605618	24386 17,9 +WK/Zub
	4.5 D4-D (VDJ200)	173		08.07					
	4.5 D4-D (VDJ200)	195		01.08					
	4.5 D4-D (VDJ200)	200		01.12					
	4.6 V8 (URJ202)	227		09.10					
	4.6 V8 (URJ202)	234		01.12					
	4.7 V8 (UZJ200)	202		08.07					
	4.7 V8 (UZJ200)	212		01.08					
	4.5 D V8 (VDJ200)	210		01.08			13.0460-5619.2	605619	24653 17,3 /Zub
	4.5 D4-D (VDJ200)	173		08.07					
	4.5 D4-D (VDJ200)	195		01.08					
	4.5 D4-D (VDJ200)	200		01.12					
	4.6 V8 (URJ202)	227		09.10					
	4.6 V8 (URJ202)	234		01.12					
	4.7 V8 (UZJ200)	202		08.07					
	4.7 V8 (UZJ200)	212		01.08					
TOYOTA MR2 (89-00)									
	2.0 i 16V	125		12.89	11.91		24.0125-0129.1	425129	258 25,0 24,0 V
	2.0 i 16V	129		12.89	11.91				
	2.0 i 16V (SW20)	115		12.89	11.91				
	2.0 Turbo	177		12.89	11.91				
TOYOTA MR2 (00-07)									
	1.8 VVTi (ZZW30)	103		01.00	06.07		13.0460-5810.2	605810	23904 16,5 +WK AKE
	1.8 VVTi (ZZW30)	103		01.00	06.07		24.0120-0175.1	420175	255 20,0 18,0 V +B
							24.0320-0175.1	520175	255 20,0 18,0 V +B PD
TOYOTA PASEO (91-95)									
	1.5 i 16V (EL44)	85		04.91	07.95		13.0460-5976.2	605976	20870 15,0 AKE
							13.0460-0325.2	610325	Belagsatz-Zubehör AKE
	1.5 i 16V (EL44)	85		04.91	07.95		03.0137-0257.2	650257	180 x 28
							03.0137-9114.2	669114	Bremsbacken-Zubehör
TOYOTA PASEO (95-99)									
	1.5 i 16V (EL54)	66		08.95	12.99		13.0460-5976.2	605976	20870 15,0 AKE
	1.5 i 16V (EL54)	66		08.95	12.99		03.0137-0257.2	650257	180 x 28
							03.0137-9080.2	669080	Bremsbacken-Zubehör
TOYOTA PICNIC (96-01)									
	2.0 i 16V	90		01.01	12.01		13.0460-5951.2	605951	21601 17,5 +WK SUM
	2.0 i 16V	94		05.96	12.01		13.0460-0441.2	610441	Belagsatz-Zubehör SUM
	2.2 TD	66		09.97	12.01				
	2.0 i 16V	90		01.01	12.01		24.0128-0114.1	428114	255 28,0 26,0 V
	2.0 i 16V	94		05.96	12.01				
	2.2 TD	66		09.97	12.01				
	2.0 i 16V	90		01.01	12.01		03.0137-0398.2	650398	229 x 42
	2.0 i 16V	94		05.96	12.01				
	2.2 TD	66		09.97	12.01				
TOYOTA PREVIA (90-00)									
	2.4 i (TCR10)	97		05.90	08.00	- ABS	13.0460-5968.2	605968	21780 15,5 +WK
	2.4 i (TCR20)	110		05.90	08.00	- ABS	13.0460-0450.2	610450	Belagsatz-Zubehör
	2.4 i 4x4 (TCR11)	97		05.90	08.00	- ABS			
	2.4 i 4x4 (TCR21)	110		05.90	08.00	- ABS			
	2.4 i (TCR10)	97		05.90	08.00	- ABS	24.0125-0116.1	425116	255 25,0 23,0 V
	2.4 i (TCR20)	110		05.90	08.00	- ABS			
	2.4 i 4x4 (TCR11)	97		05.90	08.00	- ABS	24.0122-0183.1	422183	279 22,0 20,0 V
	2.4 i 4x4 (TCR21)	110		05.90	08.00	- ABS			
	2.4 i (TCR10)	97		10.90	08.00	+ ABS	24.0125-0126.1	425126	271 25,0 23,0 V
	2.4 i (TCR20)	110		05.90	08.00	+ ABS			
	2.4 i 4x4 (TCR11)	97		05.90	08.00	+ ABS			
	2.4 i 4x4 (TCR21)	110		05.90	08.00	+ ABS			
	2.4 i (TCR10)	97		05.90	08.00	+ ABS	13.0460-5862.2	605862	21688 15,3 AKE
	2.4 i (TCR20)	110		05.90	08.00	+ ABS	13.0460-0325.2	610325	Belagsatz-Zubehör AKE
	2.4 i 4x4 (TCR11)	97		05.90	08.00	+ ABS			
	2.4 i 4x4 (TCR21)	110		05.90	08.00	+ ABS			
	2.4 i (TCR10)	97		05.90	08.00	+ ABS	24.0118-0119.1	418119	291 18,0 17,0 V
	2.4 i (TCR20)	110		05.90	08.00	+ ABS			
	2.4 i 4x4 (TCR11)	97		05.90	08.00	+ ABS			
	2.4 i 4x4 (TCR21)	110		05.90	08.00	+ ABS			
	2.4 i (TCR10)	97		05.90	05.94	- ABS	03.0137-9203.2	669203	Bremsbacken-Zubehör
	2.4 i (TCR20)	110		05.90	05.94	- ABS			
	2.4 i 4x4 (TCR11)	97		05.90	08.00	- ABS	03.0137-0193.2	650193	254 x 52
	2.4 i 4x4 (TCR21)	110		05.90	08.00	- ABS			


























								
TOYOTA PREVIA (90-00)								
	2.4 i (TCR10) 2.4 i (TCR20)	97 110	05.90 05.90	08.00 08.00	- ABS - ABS	24.0225-4010.1	480126	254/256 x 63
	2.4 i (TCR10) 2.4 i (TCR20) 2.4 i 4x4 (TCR11) 2.4 i 4x4 (TCR21)	97 110 97 110	05.90 05.90 05.90 05.90	08.00 08.00 08.00 08.00	+ ABS + ABS + ABS + ABS	03.0137-0400.2 03.0137-9272.2	650400 669272	190 x 45 Bremsbacken-Zubehör
TOYOTA PREVIA (00-05)								
	2.0 D-4D (CLR30) 2.4 VVTi (ACR30)	85 115	03.01 08.00	03.03 03.03		13.0460-5891.2	605891	23513 17,0 AKE
	2.0 D-4D (CLR30) 2.4 VVTi (ACR30)	85 115	04.03 04.03	12.05 12.05		13.0460-5894.2	605894	23759 17,0
	2.0 D-4D (CLR30) 2.4 VVTi (ACR30)	85 115	03.01 08.00	03.03 03.03		24.0128-0115.1	428115	275 28,0 26,0 V +B
	2.0 D-4D (CLR30) 2.4 VVTi (ACR30)	85 115	04.03 04.03	12.05 12.05		24.0128-0190.1	428190	296 28,0 26,0 V
	2.0 D-4D (CLR30) 2.4 VVTi (ACR30)	85 115	03.01 08.00	12.05 12.05		13.0460-5847.2	605847	23646 16,5 +/-WK SUM
	2.0 D-4D (CLR30) 2.4 VVTi (ACR30)	85 115	03.01 08.00	12.05 12.05		24.0112-0164.1	412164	291 12,0 10,5 +B
	2.0 D-4D (CLR30) 2.4 VVTi (ACR30)	85 115	03.01 08.00	12.05 12.05		03.0137-0400.2 03.0137-9272.2	650400 669272	190 x 45 Bremsbacken-Zubehör
TOYOTA PREVIA (05-)								
	2.4 16V (ACR50) 3.5 V6 (GSR50) 3.5 V6 (GSR50) 3.5 V6 4x4 (GSR50)	125 200 206 206	10.05 01.06 01.06 01.06			13.0460-5614.2	605614	24601 18,0
	2.4 16V (ACR50) 3.5 V6 (GSR50) 3.5 V6 (GSR50) 3.5 V6 4x4 (GSR50)	125 200 206 206	10.05 01.06 01.06 01.06			24.0128-0232.1	428232	296 28,0 25,0 V +B
	2.4 16V (ACR50) 3.5 V6 (GSR50) 3.5 V6 (GSR50) 3.5 V6 4x4 (GSR50)	125 200 206 206	10.05 01.06 01.06 01.06			13.0460-5814.2	605814	23620 16,4 +/-WK BOS
	2.4 16V (ACR50) 3.5 V6 (GSR50) 3.5 V6 (GSR50) 3.5 V6 4x4 (GSR50)	125 200 206 206	10.05 01.06 01.06 01.06			24.0110-0346.1	410346	298 10,0 8,5 +B
TOYOTA PRIUS (00-03)								
	1.5 i 16V (NHW11)	53	05.00	07.03		13.0460-5810.2	605810	23904 16,5 +/-WK AKE
	1.5 i 16V (NHW11)	53	05.00	07.03		24.0125-0155.1	425155	255 25,0 23,0 V +B
	1.5 i 16V (NHW11)	53	05.00	07.03		13.0460-5812.2 13.0460-0136.2	605812 610136	23521 14,0 +/-WK SUM Belagsatz-Zubehör SUM
	1.5 i 16V (NHW11)	53	05.00	07.03		24.0109-0139.1	409139	269 9,0 8,0 +B
	1.5 i 16V (NHW11)	53	05.00	07.03		03.0137-0459.2	650459	172 x 32
TOYOTA PRIUS (03-09)								
	1.5 VVTi (NHW20)	57	08.03	03.09		13.0460-5810.2	605810	23904 16,5 +/-WK AKE
	1.5 VVTi (NHW20)	57	08.03	03.09		24.0122-0258.1	422258	255 22,0 20,0 V
	1.5 VVTi (NHW20)	57	08.03	07.04		13.0460-5812.2 13.0460-0136.2	605812 610136	23521 14,0 +/-WK SUM Belagsatz-Zubehör SUM
	1.5 VVTi (NHW20)	57	08.03	03.09		24.0109-0711.1	409711	269 9,0 7,5 +B
	1.5 VVTi (NHW20)	57	08.03	03.09		03.0137-0459.2	650459	172 x 32



									
TOYOTA PRIUS (09-)									
	1.8 Hybrid (ZVW30)	73		01.09		13.0460-5617.2	605617	24451 15,6 /Zub	
	1.8 Hybrid (ZVW30)	73		01.09		24.0125-0196.1	425196	255 25,0 22,0 V +B	
	1.8 Hybrid (ZVW30)	73		01.09	05.11	13.0460-5769.2	605769	24610 15,0 +/WK	
	1.8 Hybrid (ZVW30)	73		01.09		24.0109-0163.1	409163	259 9,0 7,5 +B	
TOYOTA PRIUS PLUS (12-)									
	1.8 Hybrid (ZVW40)	73		03.12		13.0460-5766.2	605766	24337 17,5	
	1.8 Hybrid (ZVW40)	73		03.12		24.0128-0159.1	428159	296 28,0 25,0 V +B	
	1.8 Hybrid (ZVW40)	73		03.12		13.0460-5635.2 13.0470-5635.2	605635 LD5635	24918 15,0 24918 15,0	AKE AKE
TOYOTA RAV4 I (94-00)									
	2.0 16V (SXA10/11)	94		12.97	06.00	13.0460-5951.2	605951	21601 17,5 +/WK	SUM
	2.0 16V (SXA10/11)	95		04.94	06.00	13.0460-0441.2	610441	Belagsatz-Zubehör	SUM
	2.0 16V (SXA10/11)	94		12.97	06.00	24.0118-0129.1	418129	302 18,0 16,0 V +B	
	2.0 16V (SXA10/11)	95		04.94	06.00				
	2.0 16V (SXA10/11)	94		12.97	06.00	03.0137-0318.2	650318	229 x 41	
	2.0 16V (SXA10/11)	95		04.94	06.00				
	2.0 16V (SXA10/11)	94		12.97	06.00	24.0222-8008.1	480304	229/230,6 x 49	
	2.0 16V (SXA10/11)	95		04.94	06.00				
TOYOTA RAV4 II (00-05)									
	1.8 VVTi	92		02.01	11.05	13.0460-5848.2	605848	23585 17,4 +	AKE
	2.0 D-4D 4WD	85		09.01	11.05				
	2.0 VVTi 4WD	110		06.00	11.05				
	2.4 VVTi 4WD	112		08.03	11.05				
	2.4 VVTi 4WD	120		08.03	11.05				
	1.8 VVTi	92		02.01	11.05	24.0125-0143.1	425143	275 25,0 23,0 V +B	
	2.0 D-4D 4WD	85		09.01	11.05				
	2.0 VVTi 4WD	110		06.00	11.05				
	2.4 VVTi 4WD	112		08.03	11.05				
	2.4 VVTi 4WD	120		08.03	11.05				
	1.8 VVTi	92		02.01	11.05	13.0460-5849.2	605849	23656 14,0 +/WK	AKE
	2.0 D-4D 4WD	85		09.01	11.05				
	2.0 VVTi 4WD	110		06.00	11.05				
	1.8 VVTi	92		02.01	11.05	24.0109-0152.1	409152	303 9,0 8,0 +B	
	2.0 D-4D 4WD	85		09.01	11.05				
	2.0 VVTi 4WD	110		06.00	11.05				
	2.4 VVTi 4WD	112		08.03	11.05				
	2.4 VVTi 4WD	120		08.03	11.05				
	1.8 VVTi	92		02.01	07.02	03.0137-0318.2	650318	229 x 41	
	2.0 D-4D 4WD	85		09.01	07.02				
	2.0 VVTi 4WD	110		06.00	07.02				
	1.8 VVTi	92		08.02	11.05	03.0137-0448.2	650448	228 x 42	
	2.0 D-4D 4WD	85		08.02	11.05				
	2.0 VVTi 4WD	110		08.02	11.05				
	2.4 VVTi 4WD	112		08.03	11.05				
	2.4 VVTi 4WD	120		08.03	11.05				
	1.8 VVTi	92		02.01	11.05	24.0222-8008.1	480304	229/230,6 x 49	
	2.0 D-4D 4WD	85		09.01	11.05				
	2.0 VVTi 4WD	110		06.00	11.05				
	2.4 VVTi 4WD	112		08.03	11.05				
	2.4 VVTi 4WD	120		08.03	11.05				
	1.8 VVTi	92		02.01	11.05	03.0137-0400.2	650400	190 x 45	
	2.0 D-4D 4WD	85		09.01	11.05	03.0137-9272.2	669272	Bremsbacken-Zubehör	
	2.0 VVTi 4WD	110		06.00	11.05				
	2.4 VVTi 4WD	112		08.03	11.05				
	2.4 VVTi 4WD	120		08.03	11.05				
TOYOTA RAV4 III (05-)									
	2.0 16V	116		12.08		13.0460-5766.2	605766	24337 17,5	
	2.0 16V 4WD	116		12.08					
	2.0 VVT-i	109		03.09					
	2.0 VVT-i 4WD	109		03.09					
	2.0 VVT-i 4WD	112		03.06					
	2.2 D-4D	110		12.08					
	2.2 D-4D 4WD	100		03.06					
									

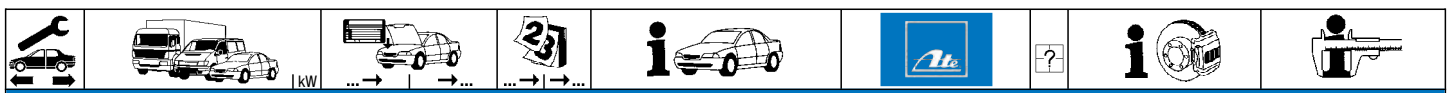
								
TOYOTA RAV4 III (05-)								
	2.2 D-4D 4WD	110	12.08		13.0460-5766.2	605766		24337 17,5
	2.2 D-CAT 4WD	130	03.06					
	2.4 VVT-i	125	11.05					
	2.4 VVT-i 4WD	125	11.05					
	3.5 VVT-i 4WD	201	11.05		13.0460-5767.2	605767		24336 17,5 AKE
	3.5 VVT-i 4WD	206	08.07					
	2.0 16V	116	12.08		24.0128-0159.1	428159		296 28,0 25,0 V +B
	2.0 16V 4WD	116	12.08					
	2.0 VVT-i	109	03.09					
	2.0 VVT-i 4WD	109	03.09					
	2.0 VVT-i 4WD	112	03.06					
	2.2 D-4D	110	12.08					
	2.2 D-4D 4WD	100	03.06					
	2.2 D-4D 4WD	110	12.08					
	2.2 D-CAT 4WD	130	03.06					
	2.4 VVT-i	125	11.05					
	2.4 VVT-i 4WD	125	11.05					
	3.5 VVT-i 4WD	201	11.05		24.0125-0178.1	425178		275 25,0 22,0 V +B
3.5 VVT-i 4WD	206	08.07						
	2.0 16V	116	12.08		13.0460-5765.2	605765		24338 15,5 AKE
	2.0 16V 4WD	116	12.08					
	2.0 VVT-i	109	03.09					
	2.0 VVT-i 4WD	109	03.09					
	2.0 VVT-i 4WD	112	03.06					
	2.2 D-4D	110	12.08					
	2.2 D-4D 4WD	100	03.06					
	2.2 D-4D 4WD	110	12.08					
	2.2 D-CAT 4WD	130	03.06					
	2.4 VVT-i	125	11.05					
	2.4 VVT-i 4WD	125	11.05					
	3.5 VVT-i 4WD	201	11.05					
	3.5 VVT-i 4WD	206	08.07					
		2.0 16V	116	12.08		24.0112-0714.1	412714	
2.0 16V 4WD		116	12.08					
2.0 VVT-i		109	03.09					
2.0 VVT-i 4WD		109	03.09					
2.0 VVT-i 4WD		112	03.06					
2.2 D-4D		110	12.08					
2.2 D-4D 4WD		100	03.06					
2.2 D-4D 4WD		110	12.08					
2.2 D-CAT 4WD		130	03.06					
2.4 VVT-i		125	11.05					
2.4 VVT-i 4WD		125	11.05					
3.5 VVT-i 4WD		201	11.05					
3.5 VVT-i 4WD		206	08.07					
		2.0 16V	116	12.08		03.0137-3012.2	653012	
	2.0 16V 4WD	116	12.08					
	2.0 VVT-i	109	03.09					
	2.0 VVT-i 4WD	109	03.09					
	2.0 VVT-i 4WD	112	03.06					
	2.2 D-4D	110	12.08					
	2.2 D-4D 4WD	100	03.06					
	2.2 D-4D 4WD	110	12.08					
	2.2 D-CAT 4WD	130	03.06					
	2.4 VVT-i	125	11.05					
	2.4 VVT-i 4WD	125	11.05					
	3.5 VVT-i 4WD	201	11.05					
	3.5 VVT-i 4WD	206	08.07					
	TOYOTA RAV4 IV (12-)							
	2.0 VVT-i	107	12.12		13.0460-5766.2	605766		24337 17,5
	2.0 VVT-i 4WD	111	12.12					
	2.5 VVT-i 4WD	132	12.12					
	2.0 D4-D	91	12.12		13.0460-5634.2	605634		24452 17,5 /Zub ADV
2.0 D4-D 4WD	91	11.13						
2.2 D4-D 4WD	110	12.12						
	2.0 VVT-i	107	12.12	+ 16" Rad ¹⁾	24.0128-0159.1	428159		296 28,0 25,0 V +B
	2.0 VVT-i 4WD	111	12.12	+ 16" Rad ¹⁾				
	2.5 VVT-i 4WD	132	12.12	+ 16" Rad ¹⁾				
	2.0 D4-D	91	12.12		13.0460-5765.2	605765		24338 15,5 AKE
	2.0 D4-D 4WD	91	11.13					
	2.0 VVT-i	107	12.12					
	2.0 VVT-i 4WD	111	12.12					
	2.2 D4-D 4WD	110	12.12					
	2.5 VVT-i 4WD	132	12.12					
	2.0 D4-D	91	12.12		24.0112-0714.1	412714		281 12,0 10,5 +B
	2.0 D4-D 4WD	91	11.13					
	2.0 VVT-i	107	12.12					
	2.0 VVT-i 4WD	111	12.12					
	2.2 D4-D 4WD	110	12.12					
2.5 VVT-i 4WD	132	12.12						
	2.0 VVT-i 4WD	111	12.12		03.0137-3012.2	653012		172 x 32
	2.2 D4-D 4WD	110	12.12					

¹⁾ + 16" wheel / + ruota 16" / + roue 16" / + rueda 16"

        												
TOYOTA STARLET (89-96)												
	1.0 (EP80)	40		12.89	03.96	- ABS	13.0460-5969.2	605969			21948 13,5 +	SUM
	1.3 (EP81)	55		12.89	03.96	- ABS						
	1.5 D (NP80)	40		12.89	03.96							
	1.0 (EP80)	40		12.89	11.90	+ ABS	13.0460-5976.2	605976			20870 15,0	AKE
	1.3 (EP81)	55		12.89	11.90	+ ABS	13.0460-0325.2	610325			Belagsatz-Zubehör	AKE
	1.0 (EP80)	40		01.92	03.96	+ ABS	24.0118-0124.1	418124			238 18,0 17,0 V +B	
	1.3 (EP81)	55		01.92	03.96	+ ABS						
	1.0 (EP80)	40		12.89	03.96		03.0137-0257.2	650257			180 x 28	
	1.3 (EP81)	55		12.89	03.96		03.0137-9080.2	669080			Bremsbacken-Zubehör	
	1.5 D (NP80)	40		12.89	03.96							
TOYOTA STARLET (96-99)												
	1.3 i 16V (EP91)	55		01.96	04.96		13.0460-5969.2	605969			21948 13,5 +	SUM
	1.3 i 16V (EP91)	55		05.96	07.99		13.0460-5976.2	605976			20870 15,0	AKE
	1.3 i 16V (EP91)	55		05.96	07.99		24.0118-0124.1	418124			238 18,0 17,0 V +B	
	1.3 i 16V (EP91)	55		01.96	07.99		03.0137-0257.2	650257			180 x 28	
							03.0137-9080.2	669080			Bremsbacken-Zubehör	
TOYOTA SUPRA (93-98)												
	3.0 i 24V (JZA80)	168		05.93	08.98	- Europa ¹⁾	03.0137-0400.2	650400			190 x 45	
	3.0 i Turbo (JZA80)	243		05.93	08.98	+ Europa ²⁾						
TOYOTA URBAN CRUISER (09-)												
	1.33 16V	73		04.10			13.0460-5767.2	605767			24336 17,5	AKE
	1.33 16V	74		04.09								
	1.4 D-4D	66		04.09								
	1.4 D-4D 4WD	66		04.09								
	1.33 16V	73		04.10			24.0122-0276.1	422276			275 22,0 19,0 V +B	
	1.33 16V	74		04.09								
	1.4 D-4D	66		04.09								
	1.4 D-4D 4WD	66		04.09								
	1.33 16V	73		04.10	11.11		13.0460-5769.2	605769			24610 15,0 +/WK	
	1.33 16V	74		04.09								
	1.4 D-4D	66		04.09								
	1.4 D-4D 4WD	66		04.09								
	1.33 16V	73		12.11			13.0460-5769.2	605769			24610 15,0 +/WK	
	1.33 16V	73		04.10			24.0109-0170.1	409170			259 9,0 7,5 +B	
	1.33 16V	74		04.09								
	1.4 D-4D	66		04.09								
	1.4 D-4D 4WD	66		04.09								
TOYOTA VERSO (09-)												
	1.6 16V	97		02.09			13.0460-5603.2	605603			24204 19,2 +/WK/Zub	
	1.6 D-4D	82		11.13								
	1.8 16V	108		02.09								
	2.0 D-4D	91		11.12								
	2.0 D-4D	93		02.09								
	1.6 D-4D	82		11.13			13.0460-5603.2	605603			24204 19,2 +/WK/Zub	
	2.0 D-4D	91		11.12								
	2.2 D-4D	110		02.09	10.10		13.0460-5615.2	605615			24946 19,0 +/WK/Zub	BOS
	2.2 D-CAT	130		02.09	10.10							
	1.6 16V	97		02.09			24.0126-0156.1	426156			295 26,0 23,0 V +B	
	1.6 D-4D	82		11.13								
	1.8 16V	108		02.09								
	2.0 D-4D	91		11.12								
	2.0 D-4D	93		02.09								
	2.2 D-4D	110		02.09			24.0126-0160.1	426160			320 26,0 23,0 V +B	
	2.2 D-CAT	130		02.09								
	1.6 16V	97		02.09			13.0460-3854.2	603854			24926 16,5 +/WK/Zub	BOS
	1.6 D-4D	82		11.13								
	1.8 16V	108		02.09								
	2.0 D-4D	91		11.12								
	2.0 D-4D	93		02.09								
	2.2 D-4D	110		02.09								
	2.2 D-CAT	130		02.09								
	1.6 16V	97		02.09			24.0111-0168.1	411168			297 11,0 9,0 +B	
	1.6 D-4D	82		11.13								

¹⁾ - Europe / - Europa / - Europe / - Europa
²⁾ + Europe / + Europa / + Europe / + Europa





TOYOTA VERSO S (10-)















	1.33 1.33 1.4 D4-D	70 73 66	11.10 11.10 11.10		13.0460-5767.2	605767		24336	17,5	AKE
	1.33 1.33 1.4 D4-D	70 73 66	11.10 11.10 11.10		24.0122-0276.1	422276			275 22,0	19,0 V +B
	1.33 1.33 1.4 D4-D	70 73 66	11.10 11.10 11.10		13.0460-5769.2	605769			24610	15,0 +/WK
	1.33 1.33 1.4 D4-D	70 73 66	11.10 11.10 11.10		24.0109-0163.1	409163			259 9,0	7,5 +B

TOYOTA YARIS (99-05)

	1.0 i 16V 1.3 i 16V 1.4 D-4D	50 63 55	03.99 09.99 12.01	07.99 10.04 + HA-Trommelbremse 1) 03.03 + HA-Trommelbremse 1)	13.0460-5811.2	605811		23348	16,5 +/WK	
	1.0 i 16V 1.0 i 16V 1.3 i 16V 1.4 D-4D	48 50 64 55	04.03 08.99 04.02 04.03	08.05 + HA-Trommelbremse 1) 03.03 08.05 + HA-Trommelbremse 1) 08.05 + HA-Trommelbremse 1)	13.0460-5800.2	605800		23340	17,0 +/WK	BOS
	1.0 i 16V 1.0 i 16V 1.3 i 16V 1.3 i 16V 1.4 D-4D 1.5 VVTi Sport 1.5 VVTi Sport 1.5 VVTi Turbo Sport	48 50 63 64 55 77 78 110	04.03 08.99 09.99 04.02 12.01 01.03 04.01 04.03	08.05 + HA-Scheibenbremse 2) 03.03 10.04 + HA-Scheibenbremse 2) 03.03 + HA-Scheibenbremse 2) 08.05 + HA-Scheibenbremse 2) 08.05 + HA-Scheibenbremse 2) 08.05 + HA-Scheibenbremse 2) 03.03 + HA-Scheibenbremse 2) 10.04 + HA-Scheibenbremse 2)	13.0460-5810.2	605810		23904	16,5 +/WK	AKE
	1.0 i 16V 1.0 i 16V 1.3 i 16V 1.3 i 16V 1.4 D-4D	48 50 63 64 55	04.03 03.99 09.99 04.02 12.01	08.05 + HA-Trommelbremse 1) 07.99 10.04 + HA-Trommelbremse 1) 08.05 + HA-Trommelbremse 1) 08.05 + HA-Trommelbremse 1)	24.0118-0131.1	418131		235	17,9	16,0 V +B
	1.0 i 16V 1.0 i 16V 1.3 i 16V 1.3 i 16V 1.4 D-4D 1.5 VVTi Sport 1.5 VVTi Sport 1.5 VVTi Turbo Sport	48 50 63 64 55 77 78 110	04.03 08.99 09.99 04.02 12.01 01.03 04.01 04.03	08.05 + HA-Scheibenbremse 2) 03.03 10.04 + HA-Scheibenbremse 2) 08.05 + HA-Scheibenbremse 2) 08.05 + HA-Scheibenbremse 2) 08.05 + HA-Scheibenbremse 2) 08.05 + HA-Scheibenbremse 2) 03.03 + HA-Scheibenbremse 2) 10.04 + HA-Scheibenbremse 2)	24.0120-0175.1 24.0320-0175.1	420175 520175		255 20,0	18,0 V +B 255 20,0	18,0 V +B PD
	1.0 i 16V 1.0 i 16V 1.3 i 16V 1.3 i 16V 1.4 D-4D 1.5 VVTi Sport 1.5 VVTi Sport 1.5 VVTi Turbo Sport	48 50 63 64 55 77 78 110	04.03 03.99 09.99 04.02 12.01 01.03 04.01 04.03	08.05 + ABS 03.03 + ABS 10.04 + ABS 08.05 + ABS 08.05 + ABS 08.05 03.03 10.04	13.0460-5812.2 13.0460-0136.2	605812 610136		23521	14,0 +/WK Belagsatz-Zubehör	SUM SUM
	1.0 i 16V 1.0 i 16V 1.3 i 16V 1.3 i 16V 1.4 D-4D 1.5 VVTi Sport 1.5 VVTi Sport 1.5 VVTi Turbo Sport	48 50 63 64 55 77 78 110	04.03 03.99 09.99 04.02 12.01 01.03 04.01 04.03	08.05 + ABS 03.03 + ABS 10.04 + ABS 08.05 + ABS 08.05 + ABS 08.05 03.03 10.04	24.0109-0139.1	409139		269 9,0	8,0 +B	
	1.0 i 16V 1.0 i 16V 1.3 i 16V	48 50 63	04.03 03.99 09.99	08.05 03.03 10.04	03.0137-0364.2 03.0137-9236.2	650364 669236	Herst.Land ☺ 3)	200 x 32		Bremsbacken-Zubehör
	1.0 i 16V 1.0 i 16V 1.3 i 16V 1.4 D-4D	48 50 64 55	04.03 03.99 04.02 12.01	08.05 03.03 08.05 08.05	03.0137-0466.2 03.0137-9287.2	650466 669287	Herst.Land ☺ 4)	200 x 32	HEB	BOS BOS
	1.0 i 16V 1.0 i 16V 1.3 i 16V	48 50 63	04.03 03.99 09.99	08.05 03.03 10.04	24.0220-0041.1	480167	Herst.Land ☺ 3)	200/201	x 42	
	1.0 i 16V 1.0 i 16V 1.3 i 16V 1.4 D-4D	48 50 64 55	04.03 03.99 04.02 12.01	08.05 03.03 08.05 08.05	24.0220-0047.1	480199	Herst.Land ☺ 4)	200/201	x 41	
	1.0 i 16V 1.0 i 16V 1.3 i 16V	48 50 63	04.03 03.99 09.99	08.05 03.03 10.04	03.0520-4317.3	694317	Herst.Land ☺ 3)	17,46/200x32		TopKit
	1.0 i 16V 1.0 i 16V 1.3 i 16V 1.4 D-4D	48 50 64 55	04.03 03.99 04.02 12.01	08.05 03.03 08.05 08.05	03.0520-6519.3	696519	Herst.Land ☺ 4)	19,05/200x32		TopKit BOS
	1.0 i 16V 1.0 i 16V 1.3 i 16V 1.5 VVTi Sport	48 50 63 64 77	04.03 03.99 09.99 04.02 01.03	08.05 + ABS 03.03 + ABS 10.04 + ABS 08.05 + ABS 08.05	03.0137-0459.2	650459		172	x 32	

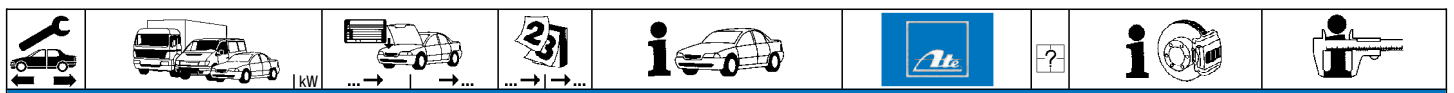
1) + RA drum brake / + P freno a tamburo / + frein à tambour essieu AR / + ET-tambores de freno
 2) + RA disc brake / + P disco freno / + frein à disque essieu AR / + ET-disco de freno
 3) country of manufacture ☺ / paese del costruttore ☺ / pays du constructeur ☺ / país del fabricante ☺
 4) country of manufacture ☺ / paese del costruttore ☺ / pays du constructeur ☺ / país del fabricante ☺



TOYOTA YARIS (99-05)		kW		23		i		ATE		?		i		i	
	1.5 VVTi Sport 1.5 VVTi Turbo Sport	78 110		04.01 04.03	03.03 10.04			03.0137-0459.2	650459					172 x 32	
TOYOTA YARIS (06-11)															
	1.0 GPL	51		01.06	08.11	+ ABS		13.0460-5768.2	605768		Herst.Land (D) 1)	24347	17,5	AKE	
	1.0 VVT-i	51		01.06	08.11	+ ABS									
	1.8 VVT-i	97		01.06	08.11										
	1.8 VVT-i	98		01.07	08.11										
	1.0 GPL	51		01.06	08.11			13.0460-7213.2	607213		Herst.Land (F) 2)	24022	17,8 +/WK	ATE	
1.0 VVT-i	51		01.06	08.11											
1.3 VVT-i	63		01.06	08.11											
1.3 VVT-i	64		01.06	08.11											
1.33 VVT-i	73		07.10	08.11											
1.33 VVT-i	74		03.09	08.11											
1.4 D-4D	66		01.06	08.11											
	1.0 GPL	51		01.06	08.11	- ABS		24.0122-0246.1	422246		Herst.Land (D) 1)	255	22,0 19,0 V +B		
	1.0 VVT-i	51		01.06	08.11	- ABS									
	1.0 GPL	51		01.06	08.11	+ ABS		24.0122-0254.1	422254		Herst.Land (D) 1)	275	22,0 19,0 V +B		
	1.0 VVT-i	51		01.06	08.11	+ ABS									
	1.8 VVT-i	97		01.06	08.11										
1.8 VVT-i	98		01.07	08.11											
	1.0 GPL	51		01.06	08.11			24.0122-0240.1	422240		Herst.Land (F) 2)	258	22,0 20,0 V +B		
	1.0 VVT-i	51		01.06	08.11										
	1.3 VVT-i	63		01.06	08.11										
	1.3 VVT-i	64		01.06	08.11										
	1.33 VVT-i	73		07.10	08.11										
1.33 VVT-i	74		03.09	08.11											
1.4 D-4D	66		01.06	08.11											
	1.0 GPL	51		01.06	08.11			24.0710-5002.3	360314					Radsensor	
	1.0 VVT-i	51		01.06	08.11			24.0710-5001.3	360313					Radsensor	
	1.3 VVT-i	64		01.06	08.11										
	1.33 VVT-i	73		07.10	08.11										
	1.4 D-4D	66		01.06	08.11										
	1.0 GPL	51		01.06	08.11			13.0460-5769.2	605769		Herst.Land (D) 1)	24610	15,0 +/WK		
	1.0 VVT-i	51		01.06	08.11										
	1.8 VVT-i	97		01.06	08.11										
	1.8 VVT-i	98		01.07	08.11										
	1.0 GPL	51		01.06	08.11			13.0460-7214.2	607214		Herst.Land (F) 2)	24574	15,0 +/WK	ATE	
1.0 VVT-i	51		01.06	08.11											
1.3 VVT-i	63		01.06	08.11											
1.3 VVT-i	64		01.06	08.11											
1.33 VVT-i	73		07.10	08.11											
1.33 VVT-i	74		03.09	08.11											
1.4 D-4D	66		01.06	08.11											
	1.0 GPL	51		01.06	08.11			24.0109-0156.1	409156		Herst.Land (D) 1)	259	9,0 7,5 +B		
	1.0 VVT-i	51		01.06	08.11										
	1.8 VVT-i	97		01.06	08.11										
	1.8 VVT-i	98		01.07	08.11										
	1.0 GPL	51		01.06	08.11			24.0109-0142.1	409142		Herst.Land (F) 2)	278	9,0 7,0 +B		
1.0 VVT-i	51		01.06	08.11											
1.3 VVT-i	63		01.06	08.11											
1.3 VVT-i	64		01.06	08.11											
1.33 VVT-i	73		07.10	08.11											
1.33 VVT-i	74		03.09	08.11											
1.4 D-4D	66		01.06	08.11											
	1.0 GPL	51		01.06	08.11			24.0711-6169.3	360283	2 				Radsensor	
	1.0 VVT-i	51		01.06	08.11										
	1.3 VVT-i	64		01.06	08.11										
	1.4 D-4D	66		01.06	08.11										
	1.0 GPL	51		01.06	08.11			03.0137-0502.2	650502		Herst.Land (F) 2)	203 x 38 HEB			
1.0 VVT-i	51		01.06	08.11			03.0137-9280.2	669280		Herst.Land (F) 2)	Bremsbacken-Zubehör				
1.3 VVT-i	63		01.06	08.11											
1.3 VVT-i	64		01.06	08.11											
1.33 VVT-i	73		07.10	08.11											
1.33 VVT-i	74		03.09	08.11											
1.4 D-4D	66		01.06	08.11											
TOYOTA YARIS (11-)															
	1.0 VVTi	51		09.11			Herst.Land (F) 2)	13.0460-7213.2	607213			24022	17,8 +/WK	ATE	
	1.3 VVTi	63		01.11			Herst.Land (F) 2)								
	1.3 VVTi	70		09.11			Herst.Land (F) 2)								
	1.3 VVTi	73		09.11			Herst.Land (F) 2)								
	1.3 VVTi 4WD	70		09.11			Herst.Land (F) 2)								
1.4 D-4D	66		09.11												
	1.3 VVTi	63		01.11			Herst.Land (D) 1)	13.0460-5768.2	605768			24347	17,5	AKE	
	1.3 VVTi	70		09.11			Herst.Land (D) 1)								
	1.3 VVTi	73		09.11			Herst.Land (D) 1)								
	1.3 VVTi 4WD	70		09.11			Herst.Land (D) 1)								
	1.5 Hybrid	55		03.12				13.0460-5767.2	605767			24336	17,5	AKE	
	1.0 VVTi	51		09.11			Herst.Land (F) 2)	24.0122-0240.1	422240			258	22,0 20,0 V +B		
	1.3 VVTi	63		01.11			Herst.Land (F) 2)								
	1.3 VVTi	70		09.11			Herst.Land (F) 2)								
	1.3 VVTi	73		09.11			Herst.Land (F) 2)								
	1.3 VVTi 4WD	70		09.11			Herst.Land (F) 2)								

1) country of manufacture (D) / paese del costruttore (D) / pays du constructeur (D) / país del fabricante (D)

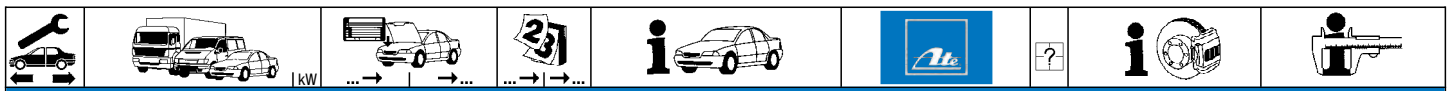
2) country of manufacture (F) / paese del costruttore (F) / pays du constructeur (F) / país del fabricante (F)



TOYOTA YARIS (11-)									
	1.4 D-4D	66		09.11		24.0122-0240.1	422240		258 22,0 20,0 V +B
	1.0 VVTi	51		09.11	Herst.Land Ⓣ ¹⁾	24.0122-0246.1	422246		255 22,0 19,0 V +B
	1.3 VVTi	63		01.11	Herst.Land Ⓣ ¹⁾	24.0122-0254.1	422254		275 22,0 19,0 V +B
	1.3 VVTi	70		09.11	Herst.Land Ⓣ ¹⁾				
	1.3 VVTi	73		09.11	Herst.Land Ⓣ ¹⁾				
	1.3 VVTi 4WD	70		09.11	Herst.Land Ⓣ ¹⁾				
1.5 Hybrid	55		03.12	Herst.Land Ⓣ ¹⁾					
	1.0 VVTi	51		09.11	Herst.Land Ⓣ ²⁾	24.0710-5012.3	360368		Radsensor L=1165
	1.3 VVTi	63		01.11	Herst.Land Ⓣ ²⁾				
	1.3 VVTi	70		09.11	Herst.Land Ⓣ ²⁾				
	1.3 VVTi	73		09.11	Herst.Land Ⓣ ²⁾				
	1.3 VVTi 4WD	70		09.11	Herst.Land Ⓣ ²⁾				
	1.4 D-4D	66		09.11	Herst.Land Ⓣ ²⁾				
	1.0 VVTi	51		09.11	Herst.Land Ⓣ ²⁾	13.0460-7214.2	607214	+ ESP	24574 15,0 +/WK ATE
	1.3 VVTi	63		01.11	Herst.Land Ⓣ ²⁾				
	1.3 VVTi	70		09.11	Herst.Land Ⓣ ²⁾				
	1.3 VVTi	73		09.11	Herst.Land Ⓣ ²⁾				
	1.3 VVTi 4WD	70		09.11	Herst.Land Ⓣ ²⁾				
	1.4 D-4D	66		09.11	Herst.Land Ⓣ ²⁾				
	1.0 VVTi	51		09.11	Herst.Land Ⓣ ²⁾	24.0109-0142.1	409142	+ ESP	278 9,0 7,0 +B
	1.3 VVTi	63		01.11	Herst.Land Ⓣ ²⁾				
	1.3 VVTi	70		09.11	Herst.Land Ⓣ ²⁾				
	1.3 VVTi	73		09.11	Herst.Land Ⓣ ²⁾				
	1.3 VVTi 4WD	70		09.11	Herst.Land Ⓣ ²⁾				
	1.4 D-4D	66		09.11	Herst.Land Ⓣ ²⁾				
	1.0 VVTi	51		09.11	Herst.Land Ⓣ ²⁾	03.0137-0502.2	650502	- ESP	203 x 38 HEB
	1.3 VVTi	63		01.11	Herst.Land Ⓣ ²⁾				
	1.3 VVTi	70		09.11	Herst.Land Ⓣ ²⁾				
	1.3 VVTi	73		09.11	Herst.Land Ⓣ ²⁾				
	1.3 VVTi 4WD	70		09.11	Herst.Land Ⓣ ²⁾				
	1.4 D-4D	66		09.11	Herst.Land Ⓣ ²⁾				

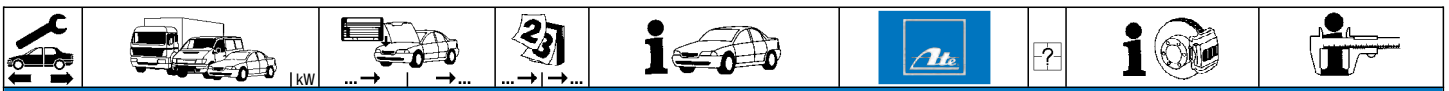
TOYOTA YARIS VERSO (99-05)									
	1.3	62		01.03	09.05	13.0460-5800.2	605800		23340 17,0 +/WK BOS
	1.3	63		11.99	03.03				
	1.4 D-4D	55		12.01	09.05				
	1.5	77		05.03	09.05				
	1.5	78		03.00	03.03				
	1.5 4WD	78		03.00	09.05				
	1.3	62		01.03	09.05	24.0120-0175.1	420175		255 20,0 18,0 V +B
	1.3	63		11.99	03.03				
	1.4 D-4D	55		12.01	09.05				
	1.5	77		05.03	09.05				
	1.5	78		03.00	03.03				
	1.5 4WD	78		03.00	09.05				
	1.3	62		01.03	09.05 + ABS	13.0460-5812.2	605812		23521 14,0 +/WK SUM
	1.3	63		11.99	03.03 + ABS				
	1.4 D-4D	55		12.01	09.05 + ABS				
	1.5	77		05.03	09.05 + ABS				
	1.5	78		03.00	03.03 + ABS				
	1.5 4WD	78		03.00	09.05 + ABS				
	1.3	62		01.03	09.05 + ABS	24.0109-0139.1	409139		269 9,0 8,0 +B
	1.3	63		11.99	03.03 + ABS				
	1.4 D-4D	55		12.01	09.05 + ABS				
	1.5	77		05.03	09.05 + ABS				
	1.5	78		03.00	03.03 + ABS				
	1.5 4WD	78		03.00	09.05 + ABS				
	1.3	62		01.03	09.05 - ABS	03.0137-0364.2	650364		200 x 32
	1.3	63		11.99	03.03 - ABS				
	1.4 D-4D	55		12.01	09.05 - ABS				
	1.5	77		05.03	09.05 - ABS				
	1.5	78		03.00	03.03 - ABS				
	1.5 4WD	78		03.00	09.05 - ABS				
	1.3	62		01.03	09.05 - ABS	24.0220-0041.1	480167		200/201 x 42
	1.3	63		11.99	03.03 - ABS				
	1.4 D-4D	55		12.01	09.05 - ABS				
	1.5	77		05.03	09.05 - ABS				
	1.5	78		03.00	03.03 - ABS				
	1.5 4WD	78		03.00	09.05 - ABS				
	1.3	62		01.03	09.05 - ABS/ + Automatikgetriebe ³⁾	03.0520-4317.3	694317		17,46/200x32 TopKit
	1.3	63		11.99	03.03 - ABS/ + Automatikgetriebe ³⁾				
	1.3	62		01.03	09.05 - ABS/ + Schaltgetriebe ⁴⁾	03.0520-7119.3	697119		19,05/200x32 TopKit
	1.3	63		11.99	03.03 - ABS/ + Schaltgetriebe ⁴⁾				
	1.4 D-4D	55		12.01	09.05 - ABS				
	1.5	77		05.03	09.05 - ABS				
	1.5	78		03.00	03.03 - ABS				
	1.5 4WD	78		03.00	09.05 - ABS				
	1.3	62		01.03	09.05 + ABS	03.0137-0459.2	650459		172 x 32
	1.3	63		11.99	03.03 + ABS				
	1.4 D-4D	55		12.01	09.05 + ABS				
	1.5	77		05.03	09.05 + ABS				
	1.5	78		03.00	03.03 + ABS				
	1.5 4WD	78		03.00	09.05 + ABS				

1) country of manufacture Ⓣ / paese del costruttore Ⓣ / pays du constructeur Ⓣ / país del fabricante Ⓣ
2) country of manufacture Ⓣ / paese del costruttore Ⓣ / pays du constructeur Ⓣ / país del fabricante Ⓣ
3) - ABS/ + autom.transmission / - ABS/ + scatola cambio autom./ - ABS/ + transmission automatique / - ABS/ + cambio automático
4) - ABS/ + manual transmission / - ABS/+ scatola camb.velocità / - ABS/ + transmission mécanique / - ABS/ + cambio de velocidad



VOLKSWAGEN BORA (98-04)

	1.9 TDI 4motion 66 1.9 TDI 4motion 74 1.9 TDI 4motion 85 1.9 TDI 4motion 96 1.9 TDI 4motion 110 2.0 85 2.0 4motion 85 2.3 V5 2.3 V5 4motion 2.8 V6 4motion 150	02.99 06.01 PR: 1LN,1ZD,1ZE,1ZH 09.00 12.04 PR: 1LN,1ZD,1ZE,1ZH 02.99 06.01 PR: 1LN,1ZD,1ZE,1ZH 04.01 12.04 PR: 1LN,1ZD,1ZE,1ZH 10.00 12.04 PR: 1LN,1ZD,1ZE,1ZH 09.98 12.04 PR: 1LN,1ZD,1ZE,1ZH 04.00 12.04 PR: 1LN,1ZD,1ZE,1ZH 09.98 12.04 PR: 1LN,1ZD,1ZE,1ZH 02.99 12.04 PR: 1LN,1ZD,1ZE,1ZH 05.99 12.04 PR: 1LN,1ZD,1ZE,1ZH	13.0460-7122.2 607122 13.0470-7122.2 LD7122		23392 20,3 +WK ATE 23392 20,3 +WK ATE
	1.4 16V 1.6 1.6 16V 1.6 FSI 1.8 92 1.8 4motion 92 1.8 T 110 1.8 T 132 1.9 SDI 1.9 TDI 66 1.9 TDI 74 1.9 TDI 81 1.9 TDI 85 1.9 TDI 96 1.9 TDI 110 1.9 TDI 4motion 66 1.9 TDI 4motion 74 1.9 TDI 4motion 85 1.9 TDI 4motion 96 1.9 TDI 4motion 110 2.0 85 2.0 4motion 85 2.3 V5 2.3 V5 4motion 2.8 V6 4motion 150	09.98 12.04 PR: 1LR,1LS,1ZP,1ZM 09.98 12.04 PR: 1LR,1LS,1ZP,1ZM 02.00 12.04 PR: 1LR,1LS,1ZP,1ZM 01.02 12.04 PR: 1LR,1LS,1ZP,1ZM 09.98 12.04 PR: 1LR,1LS,1ZP,1ZM 02.99 12.04 PR: 1LR,1LS,1ZP,1ZM 09.00 12.04 PR: 1LR,1LS,1ZP,1ZM 05.02 12.04 PR: 1LR,1LS,1ZP,1ZM 09.98 12.04 PR: 1LR,1LS,1ZP,1ZM 09.98 06.01 PR: 1LR,1LS,1ZP,1ZM 09.00 12.04 PR: 1LR,1LS,1ZP,1ZM 09.98 06.01 PR: 1LR,1LS,1ZP,1ZM 02.99 06.01 PR: 1LR,1LS,1ZP,1ZM 04.01 12.04 PR: 1LR,1LS,1ZP,1ZM 10.00 12.04 PR: 1LR,1LS,1ZP,1ZM 02.99 06.01 PR: 1LR,1LS,1ZP,1ZM 09.00 12.04 PR: 1LR,1LS,1ZP,1ZM 02.99 06.01 PR: 1LR,1LS,1ZP,1ZM 04.01 12.04 PR: 1LR,1LS,1ZP,1ZM 10.00 12.04 PR: 1LR,1LS,1ZP,1ZM 09.98 12.04 PR: 1LR,1LS,1ZP,1ZM 04.00 12.04 PR: 1LR,1LS,1ZP,1ZM 09.98 12.04 PR: 1LR,1LS,1ZP,1ZM 02.99 12.04 PR: 1LR,1LS,1ZP,1ZM 05.99 12.04 PR: 1LR,1LS,1ZP,1ZM	24.0122-0150.1 422150 24.0322-0150.1 522150		280 22,0 19,0 V L +S +B 280 22,0 19,0 V L +S +B PD
	1.4 16V 1.6 1.6 16V 1.6 FSI 1.8 92 1.8 4motion 92 1.8 T 110 1.8 T 132 1.9 SDI 1.9 TDI 66 1.9 TDI 74 1.9 TDI 81 1.9 TDI 85 1.9 TDI 96 1.9 TDI 110 1.9 TDI 4motion 66 1.9 TDI 4motion 74 1.9 TDI 4motion 85 1.9 TDI 4motion 96 1.9 TDI 4motion 110 2.0 85 2.0 4motion 85 2.3 V5 2.3 V5 4motion 2.8 V6 4motion 150	09.98 12.04 PR: 1LQ 09.98 12.04 PR: 1LQ 02.00 12.04 PR: 1LQ 01.02 12.04 PR: 1LQ 09.98 12.04 PR: 1LQ 02.99 12.04 PR: 1LQ 09.00 12.04 PR: 1LQ 05.02 12.04 PR: 1LQ 09.98 12.04 PR: 1LQ 09.98 06.01 PR: 1LQ 09.00 12.04 PR: 1LQ 09.98 06.01 PR: 1LQ 02.99 06.01 PR: 1LQ 04.01 12.04 PR: 1LQ 10.00 12.04 PR: 1LQ 02.99 06.01 PR: 1LQ 09.00 12.04 PR: 1LQ 02.99 06.01 PR: 1LQ 04.01 12.04 PR: 1LQ 10.00 12.04 PR: 1LQ 09.98 12.04 PR: 1LQ 04.00 12.04 PR: 1LQ 09.98 12.04 PR: 1LQ 02.99 12.04 PR: 1LQ 05.99 12.04 PR: 1LQ	24.0122-0151.1 422151 24.0322-0151.1 522151		256 22,0 19,0 V L +S +B 256 22,0 19,0 V L +S +B PD
	1.4 16V 1.6 1.6 16V 1.6 FSI 1.8 92 1.8 4motion 92 1.8 T 110 1.8 T 132 1.9 SDI 1.9 TDI 66 1.9 TDI 74 1.9 TDI 81 1.9 TDI 85 1.9 TDI 96 1.9 TDI 110 1.9 TDI 4motion 66 1.9 TDI 4motion 74 1.9 TDI 4motion 85 1.9 TDI 4motion 96 1.9 TDI 4motion 110 2.0 85 2.0 4motion 85 2.3 V5 2.3 V5 4motion 2.8 V6 4motion 150	09.98 12.04 PR: 1LN,1ZD,1ZE,1ZH 09.98 12.04 PR: 1LN,1ZD,1ZE,1ZH 02.00 12.04 PR: 1LN,1ZD,1ZE,1ZH 01.02 12.04 PR: 1LN,1ZD,1ZE,1ZH 09.98 12.04 PR: 1LN,1ZD,1ZE,1ZH 02.99 12.04 PR: 1LN,1ZD,1ZE,1ZH 09.00 12.04 PR: 1LN,1ZD,1ZE,1ZH 05.02 12.04 PR: 1LN,1ZD,1ZE,1ZH 09.98 12.04 PR: 1LN,1ZD,1ZE,1ZH 09.98 06.01 PR: 1LN,1ZD,1ZE,1ZH 09.00 12.04 PR: 1LN,1ZD,1ZE,1ZH 09.98 06.01 PR: 1LN,1ZD,1ZE,1ZH 02.99 06.01 PR: 1LN,1ZD,1ZE,1ZH 04.01 12.04 PR: 1LN,1ZD,1ZE,1ZH 10.00 12.04 PR: 1LN,1ZD,1ZE,1ZH 02.99 06.01 PR: 1LN,1ZD,1ZE,1ZH 09.00 12.04 PR: 1LN,1ZD,1ZE,1ZH 02.99 06.01 PR: 1LN,1ZD,1ZE,1ZH 04.01 12.04 PR: 1LN,1ZD,1ZE,1ZH 10.00 12.04 PR: 1LN,1ZD,1ZE,1ZH 09.98 12.04 PR: 1LN,1ZD,1ZE,1ZH 04.00 12.04 PR: 1LN,1ZD,1ZE,1ZH 09.98 12.04 PR: 1LN,1ZD,1ZE,1ZH 02.99 12.04 PR: 1LN,1ZD,1ZE,1ZH 05.99 12.04 PR: 1LN,1ZD,1ZE,1ZH	24.0125-0113.1 425113 24.0325-0113.1 525113		288 25,0 22,0 V L +S +B 288 25,0 22,0 V L +S +B PD
	1.4 16V 1.6	09.98 12.04 PR: 1LJ,1ZQ 09.98 12.04 PR: 1LJ,1ZQ	24.0125-0123.1 425123 24.0325-0123.1 525123		310 25,0 22,0 V L +B 310 25,0 22,0 V L +B PD



VOLKSWAGEN BORA (98-04)

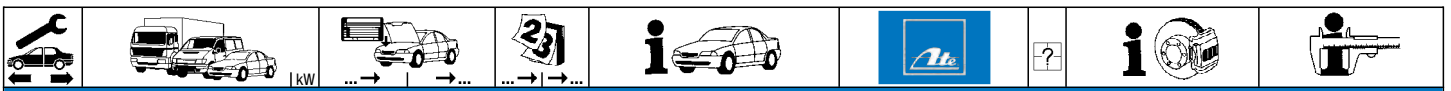
	1.6 16V		02.00	12.04	PR: 1LJ,1ZQ	24.0125-0123.1	425123	310 25,0 VL +B 310 25,0 22,0 VL +B PD
	1.6 FSI		01.02	12.04	PR: 1LJ,1ZQ	24.0325-0123.1	525123	
	1.8	92	09.98	12.04	PR: 1LJ,1ZQ			
	1.8 4motion	92	02.99	12.04	PR: 1LJ,1ZQ			
	1.8 T	110	09.00	12.04	PR: 1LJ,1ZQ			
	1.8 T	132	05.02	12.04	PR: 1LJ,1ZQ			
	1.9 SDI		09.98	12.04	PR: 1LJ,1ZQ			
	1.9 TDI	66	09.98	06.01	PR: 1LJ,1ZQ			
	1.9 TDI	74	09.00	12.04	PR: 1LJ,1ZQ			
	1.9 TDI	81	09.98	06.01	PR: 1LJ,1ZQ			
	1.9 TDI	85	02.99	06.01	PR: 1LJ,1ZQ			
	1.9 TDI	96	04.01	12.04	PR: 1LJ,1ZQ			
	1.9 TDI	110	10.00	12.04	PR: 1LJ,1ZQ			
	1.9 TDI 4motion	66	02.99	06.01	PR: 1LJ,1ZQ			
	1.9 TDI 4motion	74	09.00	12.04	PR: 1LJ,1ZQ			
	1.9 TDI 4motion	85	02.99	06.01	PR: 1LJ,1ZQ			
	1.9 TDI 4motion	96	04.01	12.04	PR: 1LJ,1ZQ			
	1.9 TDI 4motion	110	10.00	12.04	PR: 1LJ,1ZQ			

	1.4 16V		09.98	12.04		24.0711-1361.3	360022	Radsensor Radsensor
	1.6		09.98	12.04		24.0711-1362.3	360023	
	1.6 16V		02.00	12.04				
	1.6 FSI		01.02	12.04				
	1.8	92	09.98	12.04				
	1.8 4motion	92	02.99	12.04				
	1.8 T	110	09.00	12.04				
	1.8 T	132	05.02	12.04				
	1.9 SDI		09.98	12.04				
	1.9 TDI	66	09.98	06.01	12.04			
	1.9 TDI	74	09.00	12.04				
	1.9 TDI	81	09.98	06.01				
	1.9 TDI	85	02.99	06.01				
	1.9 TDI	96	04.01	12.04				
	1.9 TDI	110	10.00	12.04				
	1.9 TDI 4motion	66	02.99	06.01				
	1.9 TDI 4motion	74	09.00	12.04				
	1.9 TDI 4motion	85	02.99	06.01				
	1.9 TDI 4motion	96	04.01	12.04				



	1.4 16V		09.98	12.04	PR: 1KE,1KP,1KT	13.0460-2894.2	602894	20961 17,4 /Zub/S 20961 17,4 /Zub/S	LUC LUC
	1.6		09.98	12.04	PR: 1KE,1KP,1KT	13.0470-2894.2	LD2894		
	1.6 16V		02.00	12.04	PR: 1KE,1KP,1KT				
	1.6 FSI		01.02	12.04	PR: 1KE,1KP,1KT				
	1.8	92	09.98	12.04	PR: 1KE,1KP,1KT				
	1.8 4motion	92	02.99	12.04	PR: 1KE,1KP,1KT				
	1.8 T	110	09.00	12.04	PR: 1KE,1KP,1KT				
	1.8 T	132	05.02	12.04	PR: 1KE,1KP,1KT				
	1.9 SDI		09.98	12.04	PR: 1KE,1KP,1KT				
	1.9 TDI	66	09.98	06.01	PR: 1KE,1KP,1KT				
	1.9 TDI	74	09.00	12.04	PR: 1KE,1KP,1KT				
	1.9 TDI	81	09.98	06.01	PR: 1KE,1KP,1KT				
	1.9 TDI	85	02.99	06.01	PR: 1KE,1KP,1KT				
	1.9 TDI	96	04.01	12.04	PR: 1KE,1KP,1KT				
	1.9 TDI	110	10.00	12.04	PR: 1KE,1KP,1KT				
	1.9 TDI 4motion	66	02.99	06.01	PR: 1KE,1KP,1KT				
	1.9 TDI 4motion	74	09.00	12.04	PR: 1KE,1KP,1KT				
	1.9 TDI 4motion	85	02.99	06.01	PR: 1KE,1KP,1KT				
	1.9 TDI 4motion	96	04.01	12.04	PR: 1KE,1KP,1KT				

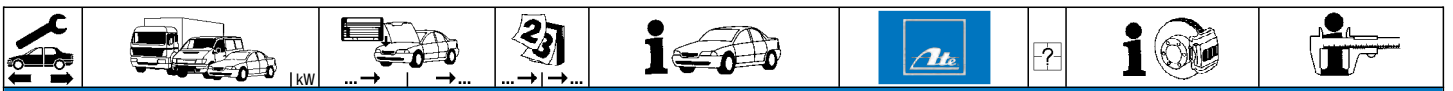
	1.4 16V		09.98	12.04	PR: 1KY	13.0460-2886.2	602886	20961 16,2 /S 20961 16,2 /S	LUC LUC
	1.6		09.98	12.04	PR: 1KY	13.0470-2886.2	LD2886		
	1.6 16V		02.00	12.04	PR: 1KY				
	1.6 FSI		01.02	12.04	PR: 1KY				
	1.8	92	09.98	12.04	PR: 1KY				
	1.8 4motion	92	02.99	12.04	PR: 1KY				
	1.8 T	110	09.00	12.04	PR: 1KY				
	1.8 T	132	05.02	12.04	PR: 1KY				
	1.9 SDI		09.98	12.04	PR: 1KY				
	1.9 TDI	66	09.98	06.01	PR: 1KY				
	1.9 TDI	74	09.00	12.04	PR: 1KY				
	1.9 TDI	81	09.98	06.01	PR: 1KY				
	1.9 TDI	85	02.99	06.01	PR: 1KY				
	1.9 TDI	96	04.01	12.04	PR: 1KY				





VOLKSWAGEN BORA (98-04)

	1.9 TDI 110 1.9 TDI 4motion 66 1.9 TDI 4motion 74 1.9 TDI 4motion 85 1.9 TDI 4motion 96 1.9 TDI 4motion 110 2.0 85 2.0 4motion 85 2.3 V5 2.3 V5 4motion 2.8 V6 4motion 150		10.00 02.99 09.00 02.99 04.01 10.00 09.98 04.00 09.98 02.99 05.99	12.04 06.01 12.04 06.01 12.04 12.04 12.04 12.04 12.04 12.04 12.04	PR: 1KY PR: 1KY PR: 1KY PR: 1KY PR: 1KY PR: 1KY PR: 1KY PR: 1KY PR: 1KY PR: 1KY PR: 1KY	13.0460-2886.2 13.0470-2886.2	602886 LD2886		20961 16,2 /S 20961 16,2 /S	LUC LUC
	1.4 16V 1.6 1.6 16V 1.6 FSI 1.8 92 1.8 4motion 92 1.8 T 110 1.8 T 132 1.9 SDI 1.9 TDI 66 1.9 TDI 74 1.9 TDI 81 1.9 TDI 85 1.9 TDI 96 1.9 TDI 110 1.9 TDI 4motion 66 1.9 TDI 4motion 74 1.9 TDI 4motion 85 1.9 TDI 4motion 96 1.9 TDI 4motion 110 2.0 85 2.0 4motion 85 2.3 V5 2.3 V5 4motion 2.8 V6 4motion 150		09.98 09.98 02.00 01.02 09.98 02.99 09.00 05.02 09.98 09.98 09.98 02.99 04.01 10.00 02.99 09.00 02.99 04.01 10.00 09.98 04.00 09.98 02.99 05.99	12.04 12.04	PR: 1KU,2EE PR: 1KU,2EE	13.0460-2820.2 13.0470-2820.2	602820 LD2820		20961 17,6 /S 20961 17,6 /S	LUC LUC
	1.4 16V 1.6 1.6 16V 1.6 FSI 1.8 92 1.8 4motion 92 1.8 T 110 1.8 T 132 1.9 SDI 1.9 TDI 66 1.9 TDI 74 1.9 TDI 81 1.9 TDI 85 1.9 TDI 96 1.9 TDI 110 1.9 TDI 4motion 66 1.9 TDI 4motion 74 1.9 TDI 4motion 85 1.9 TDI 4motion 96 1.9 TDI 4motion 110 2.0 85 2.0 4motion 85 2.3 V5 2.3 V5 4motion 2.8 V6 4motion 150		09.98 09.98 02.00 01.02 09.98 02.99 09.00 05.02 09.98 09.98 09.00 09.98 02.99 04.01 10.00 02.99 09.00 02.99 04.01 10.00 09.98 04.00 09.98 02.99 05.99	12.04 12.04	PR: 1KP,1KT PR: 1KP,1KT	24.0109-0123.1 24.0309-0123.1	409123 509123		230 9,0 7,0 +S +B 230 9,0 7,0 +S +B PD	
	1.4 16V 1.6 1.6 16V 1.6 FSI 1.8 92 1.8 4motion 92 1.8 T 110 1.8 T 132 1.9 SDI 1.9 TDI 66 1.9 TDI 74 1.9 TDI 81 1.9 TDI 85 1.9 TDI 96 1.9 TDI 110 1.9 TDI 4motion 66 1.9 TDI 4motion 74 1.9 TDI 4motion 85 1.9 TDI 4motion 96 1.9 TDI 4motion 110 2.0 85 2.0 4motion 85 2.3 V5 2.3 V5 4motion 2.8 V6 4motion 150		09.98 09.98 02.00 01.02 09.98 02.99 09.00 05.02 09.98 09.98 09.00 09.98 02.99 04.01 10.00 02.99 09.00 02.99 04.01 10.00 09.98 04.00 09.98 02.99 05.99	12.04 12.04	PR: 1KE PR: 1KE	24.0109-0133.1 24.0309-0133.1	409133 509133		239 8,9 7,0 +S +B 239 8,9 7,0 +S +B PD	
















VOLKSWAGEN BORA (98-04)

	1.4 16V			09.98	12.04	PR: 1KU,1KY,2EE	24.0122-0163.1	422163			256 22,0 20,0 V L +B
	1.6			09.98	12.04	PR: 1KU,1KY,2EE	24.0322-0163.1	522163			256 22,0 20,0 V L +B PD
	1.6 16V			02.00	12.04	PR: 1KU,1KY,2EE					
	1.6 FSI			01.02	12.04	PR: 1KU,1KY,2EE					
	1.8	92		09.98	12.04	PR: 1KU,1KY,2EE					
	1.8 4motion	92		02.99	12.04	PR: 1KU,1KY,2EE					
	1.8 T	110		09.00	12.04	PR: 1KU,1KY,2EE					
	1.8 T	132		05.02	12.04	PR: 1KU,1KY,2EE					
	1.9 SDI			09.98	12.04	PR: 1KU,1KY,2EE					
	1.9 TDI	66		09.98	06.01	PR: 1KU,1KY,2EE					
	1.9 TDI	74		09.00	12.04	PR: 1KU,1KY,2EE					
	1.9 TDI	81		09.98	06.01	PR: 1KU,1KY,2EE					
	1.9 TDI	85		02.99	06.01	PR: 1KU,1KY,2EE					
	1.9 TDI	96		04.01	12.04	PR: 1KU,1KY,2EE					
	1.9 TDI	110		10.00	12.04	PR: 1KU,1KY,2EE					
	1.9 TDI 4motion	66		02.99	06.01	PR: 1KU,1KY,2EE					
	1.9 TDI 4motion	74		09.00	12.04	PR: 1KU,1KY,2EE					
	1.9 TDI 4motion	85		02.99	06.01	PR: 1KU,1KY,2EE					
	1.9 TDI 4motion	96		04.01	12.04	PR: 1KU,1KY,2EE					
	1.9 TDI 4motion	110		10.00	12.04	PR: 1KU,1KY,2EE					
2.0	85		09.98	12.04	PR: 1KU,1KY,2EE						
2.0 4motion	85		04.00	12.04	PR: 1KU,1KY,2EE						
2.3 V5			09.98	12.04	PR: 1KU,1KY,2EE						
2.3 V5 4motion			02.99	12.04	PR: 1KU,1KY,2EE						
2.8 V6 4motion	150		05.99	12.04	PR: 1KU,1KY,2EE						
	1.4 16V			09.98	12.04		24.0741-1107.3	360042	2		Radsensor
	1.6			09.98	12.04						
	1.6 16V			02.00	12.04						
	1.6 FSI			01.02	12.04						
	1.8	92		09.98	12.04						
	1.8 T	110		09.00	12.04						
	1.8 T	132		05.02	12.04						
	1.9 SDI			09.98	12.04						
	1.9 TDI	66		09.98	06.01						
	1.9 TDI	74		09.00	12.04						
	1.9 TDI	81		09.98	06.01						
	1.9 TDI	85		02.99	06.01						
	1.9 TDI	96		04.01	12.04						
	1.9 TDI	110		10.00	12.04						
	2.0	85		09.98	12.04						
2.3 V5			09.98	12.04							
	1.8 4motion	92		02.99	12.04		24.0711-1365.3	360172	2		Radsensor L=226
	1.9 TDI 4motion	66		02.99	06.01						
	1.9 TDI 4motion	74		09.00	12.04						
	1.9 TDI 4motion	85		02.99	06.01						
	1.9 TDI 4motion	96		04.01	12.04						
	1.9 TDI 4motion	110		10.00	12.04						
	2.0 4motion	85		04.00	12.04						
	2.3 V5 4motion			02.99	12.04						
2.8 V6 4motion	150		05.99	12.04							
















VOLKSWAGEN CADDY II (96-04)

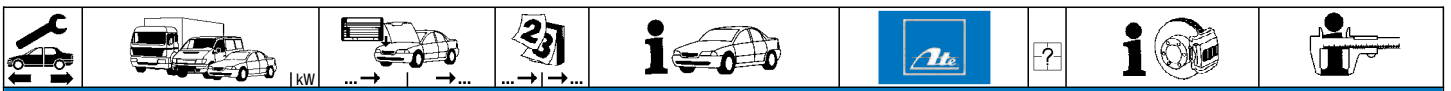
	1.4		9K-T-514500	11.95			13.0460-2958.2	602958			20168 19,3 /S	LUC
	1.6		9K-T-514500	11.95								
	1.9 D		9K-T-514500	11.95								
	1.9 SDI		9K-T-514500	11.95								
	1.4		9K-T-514501		01.04		13.0460-2821.2	602821			21945 16,0 /S	LUC
	1.6		9K-T-514501		01.04							
	1.7 SDI			07.96	01.04							
	1.9 D		9K-T-514501		01.04							
	1.9 SDI		9K-T-514501		01.04							
	1.9 TDI			09.96	01.04							
	1.4		9K-T-514500	11.95			24.0113-0178.1	413178			256 12,9 11,0 +S +B	
	1.6		9K-T-514500	11.95			24.0313-0178.1	513178			256 12,9 11,0 +S +B PD	
	1.9 D		9K-T-514500	11.95								
	1.9 SDI		9K-T-514500	11.95								
	1.4		9K-T-514501		01.04		24.0120-0128.1	420128			256 20,0 18,0 V L +S +B	
	1.6		9K-T-514501		01.04		24.0320-0128.1	520128			256 20,0 18,0 V L +S +B PD	
	1.7 SDI			07.96	01.04							
	1.9 D		9K-T-514501		01.04							
	1.9 SDI		9K-T-514501		01.04							
	1.9 TDI			09.96	01.04							
	1.4			11.95	01.04		24.0711-1361.3	360022			Radsensor	
	1.6			11.95	01.04		24.0711-1362.3	360023			Radsensor	
	1.7 SDI			07.96	01.04							
	1.9 D			11.95	01.04							
	1.9 SDI			11.95	01.04							
	1.9 TDI			09.96	01.04							
	1.4			11.95	01.04		24.0721-1953.3	360155	2		Radsensor L=1835	
	1.6			11.95	01.04							
	1.7 SDI			07.96	01.04							
	1.9 D			11.95	01.04							
	1.9 SDI			11.95	01.04							
	1.9 TDI			09.96	01.04							



VOLKSWAGEN CADDY II (96-04)																
	1.4		9K-Y-500747	11.95			03.0137-0264.2	650264		230 x 40 HEB Bremsbacken-Zubehör	VW					
	1.6		9K-Y-500747	11.95			03.0137-9164.2	669164								
	1.7 SDI		9K-Y-500747	07.96												
	1.9 D		9K-Y-500747	11.95												
	1.9 SDI		9K-Y-500747	11.95												
	1.9 TDI		9K-Y-500747	09.96												
	1.4		9K-Y-500748		01.04		03.0137-0357.2	650357		230 x 32 HEB Bremsbacken-Zubehör						
	1.6		9K-Y-500748		01.04		03.0137-9149.2	669149								
	1.7 SDI		9K-Y-500748		01.04											
	1.9 D		9K-Y-500748		01.04											
	1.9 SDI		9K-Y-500748		01.04											
	1.9 TDI		9K-Y-500748		01.04											
	1.4		9K-Y-500747	11.95		- ABS	24.0223-0015.1	480073		230/231 x 51						
	1.6		9K-Y-500747	11.95		- ABS										
	1.7 SDI		9K-Y-500747	07.96		- ABS										
	1.9 D		9K-Y-500747	11.95		- ABS										
	1.9 SDI		9K-Y-500747	11.95		- ABS										
	1.9 TDI		9K-Y-500747	09.96		- ABS										
	1.4		9K-Y-500747	11.95		+ ABS	24.0223-0019.1	480176		230/231 x 51						
	1.6		9K-Y-500747	11.95		+ ABS										
	1.7 SDI		9K-Y-500747	07.96		+ ABS										
	1.9 D		9K-Y-500747	11.95		+ ABS										
	1.9 SDI		9K-Y-500747	11.95		+ ABS										
	1.9 TDI		9K-Y-500747	09.96		+ ABS										
1.4		9K-Y-500748		01.04	24.0223-0020.1	480177		230/231,5 x 39								
1.6		9K-Y-500748		01.04												
1.7 SDI		9K-Y-500748		01.04												
1.9 D		9K-Y-500748		01.04												
1.9 SDI		9K-Y-500748		01.04												
1.9 TDI		9K-Y-500748		01.04												
	1.4		9K-Y-500747	11.95			03.0520-6120.3	696120		20,64/230x40 TopKit	VW					
	1.6		9K-Y-500747	11.95												
	1.7 SDI		9K-Y-500747	07.96												
	1.9 D		9K-Y-500747	11.95												
	1.9 SDI		9K-Y-500747	11.95												
	1.9 TDI		9K-Y-500747	09.96												
1.4		9K-Y-500748		01.04	03.0520-6920.3	696920		20,64/230x32 TopKit	VW							
1.6		9K-Y-500748		01.04												
1.7 SDI		9K-Y-500748		01.04												
1.9 D		9K-Y-500748		01.04												
1.9 SDI		9K-Y-500748		01.04												
1.9 TDI		9K-Y-500748		01.04												
VOLKSWAGEN CADDY Pickup (97-02)																
	1.6			10.97	12.00		13.0460-2964.2	602964		20861 17,5 /S	LUC					
	1.9 D			10.97	12.00											
	1.6			10.97	12.00		24.0113-0182.1	413182		236 12,8 11,4 +B						
	1.9 D			10.97	12.00											
	1.6			10.97	12.00		24.0741-1107.3	360042	2 	Radsensor						
	1.9 D			10.97	12.00											
	1.6			10.97	12.00		03.0137-0268.2	650268		200 x 40 HEB	VW					
	1.9 D			10.97	12.00							03.0137-9168.2	669168			
	1.6			10.97	12.00		24.0220-0018.1	480019	ohne Sensorring ¹⁾	200/201 x 50,5 - Lager						
	1.9 D			10.97	12.00							24.0220-0718.2	480209	ohne Sensorring ¹⁾	200/201,5 x 50,5 + Lager	
	1.6			10.97	12.00	- ABS	03.0520-7022.3	697022		22,20/200x40 TopKit	VW					
	1.9 D			10.97	12.00	- ABS										
	1.6			10.97	12.00	+ ABS	03.0520-5319.3	695319		19,05/200x40 TopKit						
	1.9 D			10.97	12.00	+ ABS										
VOLKSWAGEN CADDY III (04-15)																
	1.2 TSI			09.10		PR: 1ZF,1ZM	13.0460-7117.2	607117		23131 19,6 +/-WK	VW					
	1.4			02.04		PR: 1ZF,1ZM						13.0470-7117.2	LD7117		23131 19,6 +/-WK	VW
	1.4 16V			05.06		PR: 1ZF,1ZM										
	1.6			04.04		PR: 1ZF,1ZM										
	1.6 TDI			08.10		PR: 1ZF,1ZM										
	1.9 TDI		55	09.05		PR: 1ZF,1ZM										
	1.9 TDI		77	02.04		PR: 1ZF,1ZM										
	1.9 TDI 4motion		77	05.08		PR: 1ZF,1ZM										
	2.0 Eco Fuel		80	04.06		PR: 1ZF,1ZM										
	2.0 SDI		51	02.04		PR: 1ZF,1ZM										
	2.0 TDI		81	10.10		PR: 1ZF,1ZM										
	2.0 TDI		103	09.07		PR: 1ZF,1ZM										
	2.0 TDI		125	05.12		PR: 1ZF,1ZM										
	2.0 TDI 4motion		81	10.10		PR: 1ZF,1ZM										
	1.2 TSI			09.10		PR: 1ZE,1LJ,1ZA						13.0460-7184.2	607184		23587 20,6 +/-WK	ATE
1.4		55	02.04		PR: 1ZE,1LJ,1ZA	13.0470-7184.2	LD7184		23587 20,6 +/-WK	ATE						
1.4 16V		59	05.06		PR: 1ZE,1LJ,1ZA											
1.6			04.04		PR: 1ZE,1LJ,1ZA											
1.6 TDI			08.10		PR: 1ZE,1LJ,1ZA											
1.9 TDI		55	09.05		PR: 1ZE,1LJ,1ZA											



























¹⁾ without sensor ring / senza sensori / sans secours ABS / sin anillo sensor ABS

								
VOLKSWAGEN CADDY III (04-15)								
	1.9 TDI 1.9 TDI 4motion 2.0 Eco Fuel 2.0 SDI 2.0 TDI 2.0 TDI 2.0 TDI 2.0 TDI 4motion	77 77 80 51 81 103 125 81	02.04 05.08 04.06 02.04 10.10 09.07 05.12 10.10	PR: 1ZE,1LJ,1ZA PR: 1ZE,1LJ,1ZA PR: 1ZE,1LJ,1ZA PR: 1ZE,1LJ,1ZA PR: 1ZE,1LJ,1ZA PR: 1ZE,1LJ,1ZA PR: 1ZE,1LJ,1ZA PR: 1ZE,1LJ,1ZA	13.0460-7184.2 13.0470-7184.2	607184 LD7184		23587 20,6 +/WK 23587 20,6 +/WK ATE ATE
	1.2 TSI 1.4 1.4 16V 1.6 1.6 TDI 1.9 TDI 1.9 TDI 1.9 TDI 1.9 TDI 4motion 2.0 Eco Fuel 2.0 SDI 2.0 TDI 2.0 TDI 2.0 TDI 2.0 TDI 4motion	55 59 55 77 77 80 51 81 103 125 81	09.10 02.04 05.06 04.04 08.10 09.05 02.04 05.08 04.06 02.04 10.10 09.07 05.12 10.10	PR: 1ZF,1ZM PR: 1ZF,1ZM PR: 1ZF,1ZM PR: 1ZF,1ZM PR: 1ZF,1ZM PR: 1ZF,1ZM PR: 1ZF,1ZM PR: 1ZF,1ZM PR: 1ZF,1ZM PR: 1ZF,1ZM PR: 1ZF,1ZM PR: 1ZF,1ZM PR: 1ZF,1ZM PR: 1ZF,1ZM	24.0122-0210.1 24.0322-0210.1	422210 522210		280 22,0 19,0 V L +S +B 280 22,0 19,0 V L +S +B PD
	1.2 TSI 1.4 1.4 16V 1.6 1.6 TDI 1.9 TDI 1.9 TDI 1.9 TDI 4motion 2.0 Eco Fuel 2.0 SDI 2.0 TDI 2.0 TDI 2.0 TDI 2.0 TDI 4motion	55 59 55 77 77 80 51 81 103 125 81	09.10 02.04 05.06 04.04 08.10 09.05 02.04 05.08 04.06 02.04 10.10 09.07 05.12 10.10	PR: 1ZE PR: 1ZE PR: 1ZE PR: 1ZE PR: 1ZE PR: 1ZE PR: 1ZE PR: 1ZE PR: 1ZE PR: 1ZE PR: 1ZE PR: 1ZE PR: 1ZE	24.0125-0145.1 24.0325-0145.1	425145 525145		288 25,0 22,0 V L +S +B 288 25,0 22,0 V L +S +B PD
	1.2 TSI 1.4 1.4 16V 1.6 1.6 TDI 1.9 TDI 1.9 TDI 1.9 TDI 4motion 2.0 Eco Fuel 2.0 SDI 2.0 TDI 2.0 TDI 2.0 TDI 2.0 TDI 4motion	55 59 55 77 77 80 51 81 103 125 81	09.10 02.04 05.06 04.04 08.10 09.05 02.04 05.08 04.06 02.04 10.10 09.07 05.12 10.10	PR: 1LJ,1ZA PR: 1LJ,1ZA PR: 1LJ,1ZA PR: 1LJ,1ZA PR: 1LJ,1ZA PR: 1LJ,1ZA PR: 1LJ,1ZA PR: 1LJ,1ZA PR: 1LJ,1ZA PR: 1LJ,1ZA PR: 1LJ,1ZA PR: 1LJ,1ZA PR: 1LJ,1ZA	24.0125-0158.1 24.0325-0158.1	425158 525158		312 25,0 22,0 V L +S +B 312 25,0 22,0 V L +S +B PD
	1.2 TSI 1.4 1.4 16V 1.6 1.6 TDI 1.9 TDI 1.9 TDI 1.9 TDI 4motion 2.0 Eco Fuel 2.0 SDI 2.0 TDI 2.0 TDI 2.0 TDI 2.0 TDI 4motion	55 59 55 77 77 80 51 81 103 125 81	09.10 02.04 05.06 04.04 08.10 09.05 02.04 05.08 04.06 02.04 10.10 09.07 05.12 10.10		24.0711-5271.3 24.0711-5272.3	360301 360302	 	Radsensor Radsensor
	1.4 1.4 16V 1.6 1.9 TDI 1.9 TDI 2.0 Eco Fuel 2.0 SDI 2.0 TDI	55 59 55 77 80 51 103	02.04 05.06 04.04 09.05 02.04 04.06 02.04 09.07	11.07 11.07 11.07 11.07 11.07 11.07 11.07	13.0460-2880.2 13.0470-2880.2 13.0460-0259.2	602880 LD2880 610259		23914 17,1 /WE/Zub/S 23914 17,1 /WE/Zub/S Belagsatz-Zubehör LUC LUC
	1.2 TSI 1.4 1.4 16V 1.6 1.6 TDI 1.9 TDI 1.9 TDI 1.9 TDI 4motion 2.0 Eco Fuel 2.0 SDI 2.0 TDI 2.0 TDI 2.0 TDI 4motion	55 59 55 77 77 80 51 81 103 81	09.10 12.07 12.07 12.07 08.10 12.07 12.07 05.08 12.07 12.07 10.10 12.07 05.12 10.10	PR: 1ZF,2E2 PR: 1ZF,2E2 PR: 1ZF,2E2 PR: 1ZF,2E2 PR: 1ZF,2E2 PR: 1ZF,2E2 PR: 1ZF,2E2 PR: 1ZF,2E2 PR: 1ZF,2E2 PR: 1ZF,2E2 PR: 1ZF,2E2 PR: 1ZF,2E2 PR: 1ZF,2E2	13.0460-2820.2 13.0470-2820.2 13.0460-0259.2	602820 LD2820 610259		20961 17,6 /S 20961 17,6 /S Belagsatz-Zubehör LUC LUC



















VOLKSWAGEN CADDY III (04-15)

	1.2 TSI 1.4 1.4 16V 1.6 1.6 TDI 1.9 TDI 1.9 TDI 4motion 2.0 Eco Fuel 2.0 SDI 2.0 TDI 2.0 TDI 4motion	55 59 55 77 77 80 51 81 103 81	2K-B-200 000 2K-B-200 000 2K-B-200 000 2K-B-200 000 2K-B-200 000 2K-B-200 000 2K-B-200 000 2K-B-200 000 2K-B-200 000 2K-B-200 000 2K-B-200 000	09.10 12.07 12.07 12.07 08.10 12.07 05.08 12.07 12.07 12.07 12.07	PR: 1ZE,1LJ PR: 1ZE,1LJ PR: 1ZE,1LJ PR: 1ZE,1LJ PR: 1ZE,1LJ PR: 1ZE,1LJ PR: 1ZE,1LJ PR: 1ZE,1LJ PR: 1ZE,1LJ PR: 1ZE,1LJ PR: 1ZE,1LJ	13.0460-2880.2 13.0470-2880.2 13.0460-0259.2	602880 LD2880 610259		23914 17,1 /WE/Zub/S 23914 17,1 /WE/Zub/S Belagsatz-Zubehör	LUC LUC
	1.2 TSI 1.4 1.4 16V 1.6 1.6 TDI 1.9 TDI 1.9 TDI 1.9 TDI 4motion 2.0 Eco Fuel 2.0 SDI 2.0 TDI 2.0 TDI 2.0 TDI 4motion	55 59 59 55 77 77 80 51 81 103 125 81	2K-B-200 001 2K-B-200 001 2K-B-200 001 2K-B-200 001 2K-B-200 001 2K-B-200 001 2K-B-200 001 2K-B-200 001 2K-B-200 001 2K-B-200 001 2K-B-200 001 2K-B-200 001 2K-B-200 001		PR: 1ZA,1ZE,2E3 PR: 1ZA,1ZE,2E3 PR: 1ZA,1ZE,2E3 PR: 1ZA,1ZE,2E3 PR: 1ZA,1ZE,2E3 PR: 1ZA,1ZE,2E3 PR: 1ZA,1ZE,2E3 PR: 1ZA,1ZE,2E3 PR: 1ZA,1ZE,2E3 PR: 1ZA,1ZE,2E3 PR: 1ZA,1ZE,2E3 PR: 1ZA,1ZE,2E3 PR: 1ZA,1ZE,2E3	13.0460-3858.2 13.0470-3858.2	603858 LD3858		24563 17,7 /Zub/S 24563 17,7 /Zub/S	BOS BOS
	1.4 1.4 16V 1.6 1.9 TDI 1.9 TDI 2.0 Eco Fuel 2.0 SDI 2.0 TDI	55 59 55 77 80 51 103		02.04 05.06 04.04 09.05 02.04 04.06 02.04 09.07	11.07 11.07 11.07 11.07 11.07 11.07 11.07 11.07	24.0112-0158.1 24.0312-0158.1	412158 512158		256 12,0 10,0 +B 256 12,0 10,0 +B PD	
	1.2 TSI 1.4 1.4 16V 1.6 1.6 TDI 1.9 TDI 1.9 TDI 1.9 TDI 4motion 2.0 Eco Fuel 2.0 SDI 2.0 TDI 2.0 TDI 2.0 TDI 4motion	55 59 55 77 77 80 51 81 103 125 81		09.10 12.07 12.07 12.07 08.10 12.07 12.07 05.08 12.07 12.07 10.10 12.07 05.12 10.10	PR: 1ZF,2E2 PR: 1ZF,2E2 PR: 1ZF,2E2 PR: 1ZF,2E2 PR: 1ZF,2E2 PR: 1ZF,2E2 PR: 1ZF,2E2 PR: 1ZF,2E2 PR: 1ZF,2E2 PR: 1ZF,2E2 PR: 1ZF,2E2 PR: 1ZF,2E2 PR: 1ZF,2E2 PR: 1ZF,2E2	24.0110-0277.1 24.0310-0277.1	410277 510277		253 10,0 8,0 +S +B 253 10,0 8,0 +S +B PD	
	1.2 TSI 1.4 1.4 16V 1.6 1.6 TDI 1.9 TDI 1.9 TDI 1.9 TDI 4motion 2.0 Eco Fuel 2.0 SDI 2.0 TDI 2.0 TDI 2.0 TDI 4motion	55 59 55 77 77 80 51 81 103 125 81	2K-B-200 000 2K-B-200 000 2K-B-200 000 2K-B-200 000 2K-B-200 000 2K-B-200 000 2K-B-200 000 2K-B-200 000 2K-B-200 000 2K-B-200 000 2K-B-200 000 2K-B-200 000 2K-B-200 000	09.10 12.07 12.07 12.07 08.10 12.07 12.07 05.08 12.07 12.07 10.10 12.07 10.10	PR: 1ZE,1LJ PR: 1ZE,1LJ PR: 1ZE,1LJ PR: 1ZE,1LJ PR: 1ZE,1LJ PR: 1ZE,1LJ PR: 1ZE,1LJ PR: 1ZE,1LJ PR: 1ZE,1LJ PR: 1ZE,1LJ PR: 1ZE,1LJ PR: 1ZE,1LJ PR: 1ZE,1LJ	24.0112-0158.1 24.0312-0158.1	412158 512158		256 12,0 10,0 +B 256 12,0 10,0 +B PD	
	1.2 TSI 1.4 1.4 16V 1.6 1.6 TDI 1.9 TDI 1.9 TDI 1.9 TDI 4motion 2.0 Eco Fuel 2.0 SDI 2.0 TDI 2.0 TDI 2.0 TDI 4motion	55 59 55 77 77 80 51 81 103 125 81	2K-B-200 001 2K-B-200 001 2K-B-200 001 2K-B-200 001 2K-B-200 001 2K-B-200 001 2K-B-200 001 2K-B-200 001 2K-B-200 001 2K-B-200 001 2K-B-200 001 2K-B-200 001 2K-B-200 001		PR: 1ZA,1ZE,2E3 PR: 1ZA,1ZE,2E3 PR: 1ZA,1ZE,2E3 PR: 1ZA,1ZE,2E3 PR: 1ZA,1ZE,2E3 PR: 1ZA,1ZE,2E3 PR: 1ZA,1ZE,2E3 PR: 1ZA,1ZE,2E3 PR: 1ZA,1ZE,2E3 PR: 1ZA,1ZE,2E3 PR: 1ZA,1ZE,2E3 PR: 1ZA,1ZE,2E3 PR: 1ZA,1ZE,2E3	24.0110-0356.1	410356		272 9,7 8,0 +S +B	
	1.2 TSI 1.4 1.4 16V 1.6 1.6 TDI 1.9 TDI 1.9 TDI 2.0 Eco Fuel 2.0 SDI 2.0 TDI	55 59 55 77 80 51 103		09.10 02.04 05.06 04.04 08.10 09.05 02.04 04.06 02.04 09.07		24.0711-6230.3	360310	2	Radsensor	

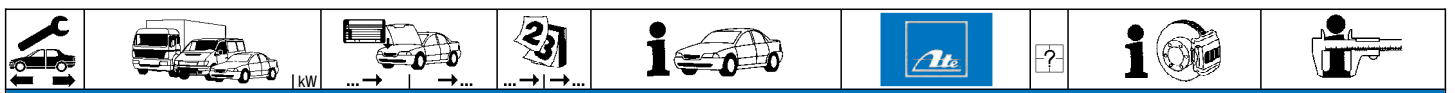
VOLKSWAGEN CADDY III (04-15)									
									
	2.0 TDI	81		10.10		24.0711-6230.3	360310	2  - Parkassistent ¹⁾	Radsensor
	2.0 TDI	125		05.12		24.0711-6337.3	360390	2  + Parkassistent ²⁾	Radsensor
	1.9 TDI 4motion	77		05.08		24.0711-5271.3	360301		Radsensor
	2.0 TDI 4motion	81		10.10		24.0711-5272.3	360302		Radsensor
VOLKSWAGEN CADDY IV (15-)									
	1.2 TSI	62		04.15	PR: 1ZE	24.0125-0145.1	425145		288 25,0 22,0 V L +S +B
	1.4 TGI CNG	81		04.15	PR: 1ZE				
	1.4 TSI	92		04.15	PR: 1ZE				
	1.6 TDI	55		04.15	PR: 1ZE				
	1.6 TDI	75		04.15	PR: 1ZE				
	2.0 TDI	55		04.15	PR: 1ZE				
	2.0 TDI	75		04.15	PR: 1ZE				
	2.0 TDI	90		04.15	PR: 1ZE				
	2.0 TDI	103		04.15	PR: 1ZE				
	2.0 TDI	110		04.15	PR: 1ZE				
	2.0 TDI 4motion	81		04.15	PR: 1ZE				
	2.0 TDI 4motion	90		04.15	PR: 1ZE				
	2.0 TDI 4motion	103		04.15	PR: 1ZE				
	1.2 TSI	62		04.15	PR: 1ZA	24.0125-0158.1	425158		312 25,0 22,0 V L +S +B
	1.4 TGI CNG	81		04.15	PR: 1ZA				
	1.4 TSI	92		04.15	PR: 1ZA				
	1.6 TDI	55		04.15	PR: 1ZA				
	1.6 TDI	75		04.15	PR: 1ZA				
	2.0 TDI	55		04.15	PR: 1ZA				
	2.0 TDI	75		04.15	PR: 1ZA				
	2.0 TDI	90		04.15	PR: 1ZA				
	2.0 TDI	103		04.15	PR: 1ZA				
	2.0 TDI	110		04.15	PR: 1ZA				
	2.0 TDI 4motion	81		04.15	PR: 1ZA				
	2.0 TDI 4motion	90		04.15	PR: 1ZA				
	2.0 TDI 4motion	103		04.15	PR: 1ZA				
	1.2 TSI	62		04.15		24.0711-5271.3	360301		Radsensor
	1.4 TGI CNG	81		04.15		24.0711-5272.3	360302		Radsensor
	1.4 TSI	92		04.15					
	1.6 TDI	55		04.15					
	1.6 TDI	75		04.15					
	2.0 TDI	55		04.15					
	2.0 TDI	75		04.15					
	2.0 TDI	90		04.15					
	2.0 TDI	103		04.15					
	2.0 TDI	110		04.15					
	2.0 TDI 4motion	81		04.15					
	2.0 TDI 4motion	90		04.15					
	2.0 TDI 4motion	103		04.15					
	1.2 TSI	62		04.15		24.0110-0356.1	410356		272 9,7 8,0 +S +B
	1.4 TGI CNG	81		04.15					
	1.4 TSI	92		04.15					
	1.6 TDI	55		04.15					
	1.6 TDI	75		04.15					
	2.0 TDI	55		04.15					
	2.0 TDI	75		04.15					
	2.0 TDI	90		04.15					
	2.0 TDI	103		04.15					
	2.0 TDI	110		04.15					
	2.0 TDI 4motion	81		04.15					
	2.0 TDI 4motion	90		04.15					
	2.0 TDI 4motion	103		04.15					
	1.2 TSI	62		04.15		24.0711-6230.3	360310	2  PR: 1BA,2MH,2MK,7X0,7X1	Radsensor
	1.4 TGI CNG	81		04.15		24.0711-6337.3	360390	2  PR: 1BH,1BJ,7X0,7X1	Radsensor
	1.4 TSI	92		04.15					
	1.6 TDI	55		04.15					
	1.6 TDI	75		04.15					
	2.0 TDI	55		04.15					
	2.0 TDI	75		04.15					
	2.0 TDI	90		04.15					
	2.0 TDI	103		04.15					
	2.0 TDI	110		04.15					
	2.0 TDI 4motion	81		04.15					
	1.2 TSI	62		04.15		24.0711-6337.3	360390	2  PR: 7X5,7X6,7X7,7X9	Radsensor
	1.4 TGI CNG	81		04.15					
	1.4 TSI	92		04.15					
	1.6 TDI	55		04.15					
	1.6 TDI	75		04.15					
	2.0 TDI	55		04.15					
	2.0 TDI	75		04.15					
	2.0 TDI	90		04.15					
	2.0 TDI	103		04.15					
	2.0 TDI	110		04.15					
	2.0 TDI 4motion	81		04.15					
	2.0 TDI 4motion	90		04.15		24.0711-5401.3	360330		Radsensor
	2.0 TDI 4motion	103		04.15		24.0711-5402.3	360331		Radsensor

¹⁾ - parking assistant / - assistente di parcheggio / - assistance au stationnement / - asistente de aparcamiento
²⁾ + parking assistant / + assistente di parcheggio / + assistance au stationnement / + asistente de aparcamiento



									
VOLKSWAGEN CC COUPE (11-)									
	1.4 TSI	110	05.15	PR: 1ZM,1ZG	13.0460-7184.2	607184		23587 20,6 +/WK	ATE
	1.4 TSI	118	11.11	PR: 1ZM,1ZG	13.0470-7184.2	LD7184		23587 20,6 +/WK	ATE
	1.8 TSI	118	11.11	PR: 1ZM,1ZG					
	2.0 TDI	100	11.11	PR: 1ZM,1ZG					
	2.0 TDI	103	11.11	PR: 1ZM,1ZG					
	2.0 TDI	110	05.15	PR: 1ZM,1ZG					
	2.0 TDI	125	11.11	PR: 1ZM,1ZG					
	2.0 TDI	130	12.12	PR: 1ZM,1ZG					
	2.0 TDI	135	05.15	PR: 1ZM,1ZG					
	2.0 TDI 4motion	103	11.11	PR: 1ZM,1ZG					
	2.0 TDI 4motion	125	11.11	PR: 1ZM,1ZG					
2.0 TDI 4motion	130	12.12	PR: 1ZM,1ZG						
2.0 TSI	155	11.11	PR: 1ZM,1ZG						
3.6 V6 4motion	220	11.11	PR: 1ZM,1ZG						
	1.4 TSI	110	05.15	PR: 1LA,1LB	13.0460-2764.2	602764		24738 20,0 +/WK/S	LUC
	1.4 TSI	118	11.11	PR: 1LA,1LB	13.0470-2764.2	LD2764		24738 20,0 +/WK/S	LUC
	1.8 TSI	118	11.11	PR: 1LA,1LB					
	2.0 TDI	100	11.11	PR: 1LA,1LB					
	2.0 TDI	103	11.11	PR: 1LA,1LB					
	2.0 TDI	110	05.15	PR: 1LA,1LB					
	2.0 TDI	125	11.11	PR: 1LA,1LB					
	2.0 TDI	130	12.12	PR: 1LA,1LB					
	2.0 TDI	135	05.15	PR: 1LA,1LB					
	2.0 TDI 4motion	103	11.11	PR: 1LA,1LB					
	2.0 TDI 4motion	125	11.11	PR: 1LA,1LB					
2.0 TDI 4motion	130	12.12	PR: 1LA,1LB						
2.0 TSI	155	11.11	PR: 1LA,1LB						
3.6 V6 4motion	220	11.11	PR: 1LA,1LB						
	1.4 TSI	110	05.15	PR: 1ZM,1ZG	24.0125-0158.1	425158		312 25,0 22,0 V L +S +B	
	1.4 TSI	118	11.11	PR: 1ZM,1ZG	24.0325-0158.1	525158		312 25,0 22,0 V L +S +B PD	
	1.8 TSI	118	11.11	PR: 1ZM,1ZG					
	2.0 TDI	100	11.11	PR: 1ZM,1ZG					
	2.0 TDI	103	11.11	PR: 1ZM,1ZG					
	2.0 TDI	110	05.15	PR: 1ZM,1ZG					
	2.0 TDI	125	11.11	PR: 1ZM,1ZG					
	2.0 TDI	130	12.12	PR: 1ZM,1ZG					
	2.0 TDI	135	05.15	PR: 1ZM,1ZG					
	2.0 TDI 4motion	103	11.11	PR: 1ZM,1ZG					
	2.0 TDI 4motion	125	11.11	PR: 1ZM,1ZG					
2.0 TDI 4motion	130	12.12	PR: 1ZM,1ZG						
2.0 TSI	155	11.11	PR: 1ZM,1ZG						
3.6 V6 4motion	220	11.11	PR: 1ZM,1ZG						
	1.4 TSI	110	05.15	PR: 1LA,1LB	24.0130-0225.1	430225		340 30,0 27,0 V L +S +B	
	1.4 TSI	118	11.11	PR: 1LA,1LB					
	1.8 TSI	118	11.11	PR: 1LA,1LB					
	2.0 TDI	100	11.11	PR: 1LA,1LB					
	2.0 TDI	103	11.11	PR: 1LA,1LB					
	2.0 TDI	110	05.15	PR: 1LA,1LB					
	2.0 TDI	125	11.11	PR: 1LA,1LB					
	2.0 TDI	130	12.12	PR: 1LA,1LB					
	2.0 TDI	135	05.15	PR: 1LA,1LB					
	2.0 TDI 4motion	103	11.11	PR: 1LA,1LB					
	2.0 TDI 4motion	125	11.11	PR: 1LA,1LB					
2.0 TDI 4motion	130	12.12	PR: 1LA,1LB						
2.0 TSI	155	11.11	PR: 1LA,1LB						
3.6 V6 4motion	220	11.11	PR: 1LA,1LB						
	1.4 TSI	110	05.15		24.0711-5271.3	360301		Radsensor	
	1.4 TSI	118	11.11		24.0711-5272.3	360302		Radsensor	
	1.8 TSI	118	11.11						
	2.0 TDI	100	11.11						
	2.0 TDI	103	11.11						
	2.0 TDI	110	05.15						
	2.0 TDI	125	11.11						
	2.0 TDI	130	12.12						
	2.0 TDI	135	05.15						
	2.0 TDI 4motion	103	11.11						
	2.0 TDI 4motion	125	11.11						
2.0 TDI 4motion	130	12.12							
2.0 TSI	155	11.11							
3.6 V6 4motion	220	11.11							
	1.4 TSI	110	05.15	PR: 1KW	13.0460-2749.2	602749		24483 16,9 /Zub/S	LUC
	1.4 TSI	118	11.11	PR: 1KW	13.0470-2749.2	LD2749		24483 16,9 /Zub/S	LUC
	1.8 TSI	118	11.11	PR: 1KW	13.0460-2880.2	602880		23914 17,1 /WE/Zub/S	LUC
	2.0 TDI	100	11.11	PR: 1KW	13.0470-2880.2	LD2880		23914 17,1 /WE/Zub/S	LUC
	2.0 TDI	103	11.11	PR: 1KW					
	2.0 TDI	110	05.15	PR: 1KW					
	2.0 TDI	125	11.11	PR: 1KW					
	2.0 TDI	130	12.12	PR: 1KW					
	2.0 TDI	135	05.15	PR: 1KW					
	2.0 TDI 4motion	103	11.11	PR: 1KW					
	2.0 TDI 4motion	125	11.11	PR: 1KW					
2.0 TDI 4motion	130	12.12	PR: 1KW						
2.0 TSI	155	11.11	PR: 1KW						
3.6 V6 4motion	220	11.11	PR: 1KW						
	1.4 TSI	110	05.15	PR: 2EA	13.0460-2887.2	602887		23914 17,1 /WE/Zub/S	LUC
	1.4 TSI	118	11.11	PR: 2EA	13.0470-2887.2	LD2887		23914 17,1 /WE/Zub/S	LUC
	1.8 TSI	118	11.11	PR: 2EA					

¹⁾ electric parking brake / fr.di stazionamento elettrico / frein à main électrique / freno de mano eléctrico



VOLKSWAGEN CC COUPE (11-)

	2.0 TDI	100		11.11	PR: 2EA	13.0460-2887.2	602887		elektrische Feststellbremse ¹⁾	23914 17,1 /WE/Zub/S	LUC
	2.0 TDI	103		11.11	PR: 2EA	13.0470-2887.2	LD2887		elektrische Feststellbremse ¹⁾	23914 17,1 /WE/Zub/S	LUC
	2.0 TDI	110		05.15	PR: 2EA						
	2.0 TDI	125		11.11	PR: 2EA						
	2.0 TDI	130		12.12	PR: 2EA						
	2.0 TDI	135		05.15	PR: 2EA						
	2.0 TDI 4motion	103		11.11	PR: 2EA						
	2.0 TDI 4motion	125		11.11	PR: 2EA						
	2.0 TDI 4motion	130		12.12	PR: 2EA						
	2.0 TSI	155		11.11	PR: 2EA						
	3.6 V6 4motion	220		11.11	PR: 2EA						
	1.4 TSI	110		05.15	PR: 1KW	24.0112-0169.1	412169		elektrische Feststellbremse ¹⁾	282 12,0 10,0 +S +B	
	1.4 TSI	118		11.11	PR: 1KW						
	1.8 TSI	118		11.11	PR: 1KW						
	2.0 TDI	100		11.11	PR: 1KW						
	2.0 TDI	103		11.11	PR: 1KW						
	2.0 TDI	110		05.15	PR: 1KW						
	2.0 TDI	125		11.11	PR: 1KW						
	2.0 TDI	130		12.12	PR: 1KW						
	2.0 TDI	135		05.15	PR: 1KW						
	2.0 TDI 4motion	103		11.11	PR: 1KW						
	2.0 TDI 4motion	125		11.11	PR: 1KW						
	2.0 TDI 4motion	130		12.12	PR: 1KW						
	2.0 TSI	155		11.11	PR: 1KW						
	3.6 V6 4motion	220		11.11	PR: 1KW						
	1.4 TSI	110		05.15	PR: 2EA	24.0122-0219.1	422219			310 22,0 20,0 V L +B	
	1.4 TSI	118		11.11	PR: 2EA						
	1.8 TSI	118		11.11	PR: 2EA						
	2.0 TDI	100		11.11	PR: 2EA						
	2.0 TDI	103		11.11	PR: 2EA						
	2.0 TDI	110		05.15	PR: 2EA						
	2.0 TDI	125		11.11	PR: 2EA						
	2.0 TDI	130		12.12	PR: 2EA						
	2.0 TDI	135		05.15	PR: 2EA						
	2.0 TDI 4motion	103		11.11	PR: 2EA						
	2.0 TDI 4motion	125		11.11	PR: 2EA						
	2.0 TDI 4motion	130		12.12	PR: 2EA						
	2.0 TSI	155		11.11	PR: 2EA						
	3.6 V6 4motion	220		11.11	PR: 2EA						
	1.4 TSI	110		05.15		24.0711-6335.3	360365			Radsensor	
	1.4 TSI	118		11.11		24.0711-6336.3	360366			Radsensor	
	1.8 TSI	118		11.11							
	2.0 TDI	100		11.11							
	2.0 TDI	103		11.11							
	2.0 TDI	110		05.15							
	2.0 TDI	125		11.11							
	2.0 TDI	130		12.12							
	2.0 TDI	135		05.15							
	2.0 TSI	155		11.11							
	2.0 TDI 4motion	103		11.11		24.0711-5401.3	360330			Radsensor	
	2.0 TDI 4motion	125		11.11		24.0711-5402.3	360331			Radsensor	
	2.0 TDI 4motion	130		12.12							
	3.6 V6 4motion	220		11.11							

VOLKSWAGEN CRAFTER (06-)

	2.0 TDI BlueMotion	80		07.11	PR: OWC, OWL	13.0460-4826.2	604826			29192 20,7 /WE/Zub	BRE
	2.0 TDI BlueMotion	100		07.11	PR: OWC, OWL	13.0460-4877.2	604877			29192 20,3 /WE/Zub	BRE
	2.0 TDI BlueMotion	120		07.11	PR: OWC, OWL	24.8190-0424.2	620424	2		Warnkontakt L=103,2mm	
	2.5 TDI	65		04.06	PR: OWC, OWL						
	2.5 TDI	80		04.06	PR: OWC, OWL						
	2.5 TDI	100		04.06	PR: OWC, OWL						
	2.5 TDI	120		04.06	PR: OWC, OWL						
	2.0 TDI 4motion	120		11.11	PR: OWC, OWL	13.0460-4826.2	604826			29192 20,7 /WE/Zub	BRE
						13.0460-4877.2	604877			29192 20,3 /WE/Zub	BRE
						24.8190-0005.2	620005	2		Warnkontakt L=84,4mm	
	2.5 TDI	65		04.06	06.11 PR: OWF	13.0460-4827.2	604827			29200 21,0 /WE/Zub	BRE
	2.5 TDI	80		04.06	06.11 PR: OWF	24.8190-0424.2	620424	2		Warnkontakt L=103,2mm	
	2.5 TDI	100		04.06	06.11 PR: OWF						
	2.5 TDI	120		04.06	06.11 PR: OWF						
	2.0 TDI BlueMotion	80		07.11	PR: OWF	13.0460-4827.2	604827			29200 21,0 /WE/Zub	BRE
	2.0 TDI BlueMotion	100		07.11	PR: OWF	24.8190-0424.2	620424	2		Warnkontakt L=103,2mm	
	2.0 TDI BlueMotion	120		07.11	PR: OWF						
	2.5 TDI	65		07.11	PR: OWF						
	2.5 TDI	80		07.11	PR: OWF						
	2.5 TDI	100		07.11	PR: OWF						
	2.5 TDI	120		07.11	PR: OWF						
	2.0 TDI 4motion	120		11.11	PR: OWF	13.0460-4827.2	604827			29200 21,0 /WE/Zub	BRE
						24.8190-0005.2	620005	2		Warnkontakt L=84,4mm	
	2.0 TDI 4motion	120		11.11	PR: OWC, OWF, OWL	24.0128-0203.1	428203			300 28,0 25,0 V L +S +B	
	2.0 TDI BlueMotion	80		07.11	PR: OWC, OWF, OWL						
	2.0 TDI BlueMotion	100		07.11	PR: OWC, OWF, OWL						
	2.0 TDI BlueMotion	120		07.11	PR: OWC, OWF, OWL						
	2.5 TDI	65		04.06	PR: OWC, OWF, OWL						
	2.5 TDI	80		04.06	PR: OWC, OWF, OWL						
	2.5 TDI	100		04.06	PR: OWC, OWF, OWL						
	2.5 TDI	120		04.06	PR: OWC, OWF, OWL						

¹⁾ electric parking brake / fr.di stazionamento elettrico / frein à main électrique / freno de mano eléctrico





















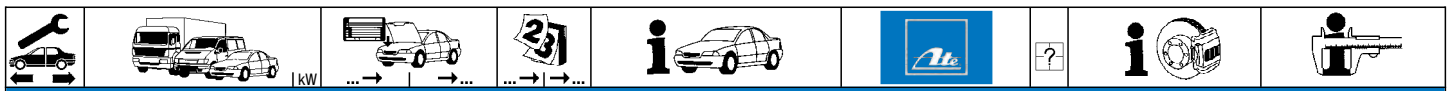
VOLKSWAGEN CRAFTER (06-)

	2.0 TDI 4motion	120	11.11	PR: OWC, OWL	13.0460-3832.2	603832	2		29190 20,2 +/WE/S Warnkontakt L=95mm	BOS
	2.0 TDI BlueMotion	80	07.11	PR: OWC, OWL	24.8190-0418.2	620418				
	2.0 TDI BlueMotion	100	07.11	PR: OWC, OWL						
	2.0 TDI BlueMotion	120	07.11	PR: OWC, OWL						
	2.5 TDI	65	04.06	PR: OWC, OWL						
	2.5 TDI	80	04.06	PR: OWC, OWL						
	2.5 TDI	100	04.06	PR: OWC, OWL						
	2.5 TDI	120	04.06	PR: OWC, OWL						
	2.0 TDI 4motion	120	11.11	PR: OWF	13.0460-3842.2	603842	2		29217 20,5 /S Warnkontakt L=84,4mm	BOS
	2.0 TDI BlueMotion	80	07.11	PR: OWF	24.8190-0005.2	620005				
	2.0 TDI BlueMotion	100	07.11	PR: OWF						
	2.0 TDI BlueMotion	120	07.11	PR: OWF						
	2.5 TDI	65	04.06	PR: OWF						
	2.5 TDI	80	04.06	PR: OWF						
	2.5 TDI	100	04.06	PR: OWF						
	2.5 TDI	120	04.06	PR: OWF						
	2.0 TDI 4motion	120	11.11	PR: OWC, OWL	24.0116-0121.1	416121			298 16,0 14,0 +B	
	2.0 TDI BlueMotion	80	07.11	PR: OWC, OWL						
	2.0 TDI BlueMotion	100	07.11	PR: OWC, OWL						
	2.0 TDI BlueMotion	120	07.11	PR: OWC, OWL						
	2.5 TDI	65	04.06	PR: OWC, OWL						
	2.5 TDI	80	04.06	PR: OWC, OWL						
	2.5 TDI	100	04.06	PR: OWC, OWL						
	2.5 TDI	120	04.06	PR: OWC, OWL						
	2.0 TDI 4motion	120	11.11	PR: OWF	24.0128-0202.1	428202			303 28,0 25,0 V L +B	
	2.0 TDI BlueMotion	80	07.11	PR: OWF						
	2.0 TDI BlueMotion	100	07.11	PR: OWF						
	2.0 TDI BlueMotion	120	07.11	PR: OWF						
	2.5 TDI	65	04.06	PR: OWF						
	2.5 TDI	80	04.06	PR: OWF						
	2.5 TDI	100	04.06	PR: OWF						
	2.5 TDI	120	04.06	PR: OWF						
	2.0 TDI 4motion	120	11.11	PR: OWC, OWL	03.0137-4003.2	654003			180 x 25 /Zub	
	2.0 TDI BlueMotion	80	07.11	PR: OWC, OWL						
	2.0 TDI BlueMotion	100	07.11	PR: OWC, OWL						
	2.0 TDI BlueMotion	120	07.11	PR: OWC, OWL						
	2.5 TDI	65	04.06	PR: OWC, OWL						
	2.5 TDI	80	04.06	PR: OWC, OWL						
	2.5 TDI	100	04.06	PR: OWC, OWL						
	2.5 TDI	120	04.06	PR: OWC, OWL						
	2.0 TDI 4motion	120	11.11	PR: OWF	03.0137-4008.2	654008			172 x 42 /Zub	
	2.0 TDI BlueMotion	80	07.11	PR: OWF						
	2.0 TDI BlueMotion	100	07.11	PR: OWF						
	2.0 TDI BlueMotion	120	07.11	PR: OWF						
	2.5 TDI	65	04.06	PR: OWF						
	2.5 TDI	80	04.06	PR: OWF						
	2.5 TDI	100	04.06	PR: OWF						
	2.5 TDI	120	04.06	PR: OWF						

VOLKSWAGEN EOS (06-)

	1.4 TSI	90	10.07	PR: 1LJ,1ZA,1ZD,1ZE	13.0460-7184.2	607184			23587 20,6 +/WK 23587 20,6 +/WK	ATE ATE
	1.4 TSI	118	05.08	PR: 1LJ,1ZA,1ZD,1ZE	13.0470-7184.2	LD7184				
	1.6 FSI	85	05.06	PR: 1LJ,1ZA,1ZD,1ZE						
	2.0 FSI	110	05.06	PR: 1LJ,1ZA,1ZD,1ZE						
	2.0 TDI	100	11.10	PR: 1LJ,1ZA,1ZD,1ZE						
	2.0 TDI	103	05.06	PR: 1LJ,1ZA,1ZD,1ZE						
	2.0 TDI 16V	103	05.08	PR: 1LJ,1ZA,1ZD,1ZE						
	2.0 TFSI	147	05.06	PR: 1LJ,1ZA,1ZD,1ZE						
	2.0 TFSI	162	11.13	PR: 1LJ,1ZA,1ZD,1ZE						
	2.0 TSI	155	11.09	PR: 1LJ,1ZA,1ZD,1ZE						
	3.2 V6	184	05.06	PR: 1LJ,1ZA,1ZD,1ZE						
	3.6 V6	191	05.09	PR: 1LJ,1ZA,1ZD,1ZE						
	1.4 TSI	90	10.07	PR: 1LK	13.0460-7200.2	607200				
	1.4 TSI	118	05.08	PR: 1LK	13.0470-7200.2	LD7200				
1.6 FSI	85	05.06	PR: 1LK							
2.0 FSI	110	05.06	PR: 1LK							
2.0 TDI	100	11.10	PR: 1LK							
2.0 TDI	103	05.06	PR: 1LK							
2.0 TDI 16V	103	05.08	PR: 1LK							
2.0 TFSI	147	05.06	PR: 1LK							
2.0 TFSI	162	11.13	PR: 1LK							
2.0 TSI	155	11.09	PR: 1LK							
3.2 V6	184	05.06	PR: 1LK							
3.6 V6	191	05.09	PR: 1LK							
	1.4 TSI	90	10.07	PR: 1ZE	24.0125-0145.1	425145			288 25,0 22,0 V L +S +B 288 25,0 22,0 V L +S +B PD	
	1.4 TSI	118	05.08	PR: 1ZE	24.0325-0145.1	525145				
	1.6 FSI	85	05.06	PR: 1ZE						
	2.0 FSI	110	05.06	PR: 1ZE						
	2.0 TDI	100	11.10	PR: 1ZE						
	2.0 TDI	103	05.06	PR: 1ZE						
	2.0 TDI 16V	103	05.08	PR: 1ZE						
	2.0 TFSI	147	05.06	PR: 1ZE						
	2.0 TFSI	162	11.13	PR: 1ZE						
	2.0 TSI	155	11.09	PR: 1ZE						
	3.2 V6	184	05.06	PR: 1ZE						
	3.6 V6	191	05.09	PR: 1ZE						

									
VOLKSWAGEN EOS (06-)									
	1.4 TSI	90	10.07	PR: 1LJ,1ZA,1ZD	24.0125-0158.1	425158		312 25,0 22,0 V L +S +B	
	1.4 TSI	118	05.08	PR: 1LJ,1ZA,1ZD	24.0325-0158.1	525158		312 25,0 22,0 V L +S +B PD	
	1.6 FSI	85	05.06	PR: 1LJ,1ZA,1ZD					
	2.0 FSI	110	05.06	PR: 1LJ,1ZA,1ZD					
	2.0 TDI	100	11.10	PR: 1LJ,1ZA,1ZD					
	2.0 TDI	103	05.06	PR: 1LJ,1ZA,1ZD					
	2.0 TDI 16V	103	05.08	PR: 1LJ,1ZA,1ZD					
	2.0 TFSI	147	05.06	PR: 1LJ,1ZA,1ZD					
	2.0 TFSI	162	11.13	PR: 1LJ,1ZA,1ZD					
	2.0 TSI	155	11.09	PR: 1LJ,1ZA,1ZD					
	3.2 V6	184	05.06	PR: 1LJ,1ZA,1ZD					
	3.6 V6	191	05.09	PR: 1LJ,1ZA,1ZD					
	1.4 TSI	90	10.07	PR: 1LK	24.0130-0115.1	430115		345 30,0 27,0 V L +B	
	1.4 TSI	118	05.08	PR: 1LK	24.0330-0115.1	530115		345 30,0 27,0 V L +B PD	
	1.6 FSI	85	05.06	PR: 1LK					
	2.0 FSI	110	05.06	PR: 1LK					
	2.0 TDI	100	11.10	PR: 1LK					
	2.0 TDI	103	05.06	PR: 1LK					
	2.0 TDI 16V	103	05.08	PR: 1LK					
2.0 TFSI	147	05.06	PR: 1LK						
2.0 TFSI	162	11.13	PR: 1LK						
2.0 TSI	155	11.09	PR: 1LK						
3.2 V6	184	05.06	PR: 1LK						
3.6 V6	191	05.09	PR: 1LK						
	1.4 TSI	90	10.07		24.0711-5271.3	360301		Radsensor	
	1.4 TSI	118	05.08		24.0711-5272.3	360302		Radsensor	
	1.6 FSI	85	05.06						
	2.0 FSI	110	05.06						
	2.0 TDI	100	11.10						
	2.0 TDI	103	05.06						
	2.0 TDI 16V	103	05.08						
	2.0 TFSI	147	05.06						
	2.0 TFSI	162	11.13						
	2.0 TSI	155	11.09						
	3.2 V6	184	05.06						
	3.6 V6	191	05.09						
		1.4 TSI	90	10.07	PR: 1KD	13.0460-2820.2	602820		20961 17,6 /S LUC
		1.4 TSI	118	05.08	PR: 1KD	13.0470-2820.2	LD2820		20961 17,6 /S LUC
		1.6 FSI	85	05.06	PR: 1KD	13.0460-0259.2	610259		Belagsatz-Zubehör
		2.0 FSI	110	05.06	PR: 1KD				
		2.0 TDI	100	11.10	PR: 1KD				
		2.0 TDI	103	05.06	PR: 1KD				
		2.0 TDI 16V	103	05.08	PR: 1KD				
2.0 TFSI		147	05.06	PR: 1KD					
2.0 TFSI		162	11.13	PR: 1KD					
2.0 TSI		155	11.09	PR: 1KD					
3.2 V6		184	05.06	PR: 1KD					
3.6 V6		191	05.09	PR: 1KD					
1.4 TSI		90	10.07	PR: 1KS	13.0460-3858.2	603858		24563 17,7 /Zub/S BOS	
1.4 TSI		118	05.08	PR: 1KS	13.0470-3858.2	LD3858		24563 17,7 /Zub/S BOS	
1.6 FSI		85	05.06	PR: 1KS					
2.0 FSI		110	05.06	PR: 1KS					
2.0 TDI		100	11.10	PR: 1KS					
2.0 TDI		103	05.06	PR: 1KS					
2.0 TDI 16V		103	05.08	PR: 1KS					
2.0 TFSI	147	05.06	PR: 1KS						
2.0 TFSI	162	11.13	PR: 1KS						
2.0 TSI	155	11.09	PR: 1KS						
3.2 V6	184	05.06	PR: 1KS						
3.6 V6	191	05.09	PR: 1KS						
	1.4 TSI	90	10.07	PR: 1KJ,1KZ	13.0460-2880.2	602880		23914 17,1 /WE/Zub/S LUC	
	1.4 TSI	118	05.08	PR: 1KJ,1KZ	13.0470-2880.2	LD2880		23914 17,1 /WE/Zub/S LUC	
	1.6 FSI	85	05.06	PR: 1KJ,1KZ	13.0460-0259.2	610259		Belagsatz-Zubehör	
	2.0 FSI	110	05.06	PR: 1KJ,1KZ					
	2.0 TDI	100	11.10	PR: 1KJ,1KZ					
	2.0 TDI	103	05.06	PR: 1KJ,1KZ					
	2.0 TDI 16V	103	05.08	PR: 1KJ,1KZ					
	2.0 TFSI	147	05.06	PR: 1KJ,1KZ					
	2.0 TFSI	162	11.13	PR: 1KJ,1KZ					
	2.0 TSI	155	11.09	PR: 1KJ,1KZ					
	3.2 V6	184	05.06	PR: 1KJ,1KZ					
	3.6 V6	191	05.09	PR: 1KJ,1KZ					
		1.4 TSI	90	10.07	PR: 2EA	13.0460-2880.2	602880		23914 17,1 /WE/Zub/S LUC
		1.4 TSI	118	05.08	PR: 2EA	13.0470-2880.2	LD2880		23914 17,1 /WE/Zub/S LUC
		1.6 FSI	85	05.06	PR: 2EA	13.0460-0035.2	610035		Belagsatz-Zubehör
		2.0 FSI	110	05.06	PR: 2EA				
		2.0 TDI	100	11.10	PR: 2EA				
		2.0 TDI	103	05.06	PR: 2EA				
		2.0 TDI 16V	103	05.08	PR: 2EA				
2.0 TFSI		147	05.06	PR: 2EA					
2.0 TFSI		162	11.13	PR: 2EA					
2.0 TSI		155	11.09	PR: 2EA					
3.2 V6		184	05.06	PR: 2EA					
3.6 V6		191	05.09	PR: 2EA					



VOLKSWAGEN EOS (06-)

	1.4 TSI	90	10.07	PR: 1KD	24.0110-0277.1	410277		253 10,0 8,0 +S +B 253 10,0 8,0 +S +B PD
	1.4 TSI	118	05.08	PR: 1KD	24.0310-0277.1	510277		
	1.6 FSI	85	05.06	PR: 1KD				
	2.0 FSI	110	05.06	PR: 1KD				
	2.0 TDI	100	11.10	PR: 1KD				
	2.0 TDI	103	05.06	PR: 1KD				
	2.0 TDI 16V	103	05.08	PR: 1KD				
	2.0 TFSI	147	05.06	PR: 1KD				
	2.0 TFSI	162	11.13	PR: 1KD				
	2.0 TSI	155	11.09	PR: 1KD				
	3.2 V6	184	05.06	PR: 1KD				
	3.6 V6	191	05.09	PR: 1KD				
		1.4 TSI	90	10.07	PR: 1KS	24.0110-0356.1		
1.4 TSI		118	05.08	PR: 1KS				
1.6 FSI		85	05.06	PR: 1KS				
2.0 FSI		110	05.06	PR: 1KS				
2.0 TDI		100	11.10	PR: 1KS				
2.0 TDI		103	05.06	PR: 1KS				
2.0 TDI 16V		103	05.08	PR: 1KS				
2.0 TFSI		147	05.06	PR: 1KS				
2.0 TFSI		162	11.13	PR: 1KS				
2.0 TSI		155	11.09	PR: 1KS				
3.2 V6		184	05.06	PR: 1KS				
3.6 V6		191	05.09	PR: 1KS				
		1.4 TSI	90	10.07	PR: 1KJ,1KZ	24.0112-0169.1	412169	
	1.4 TSI	118	05.08	PR: 1KJ,1KZ				
	1.6 FSI	85	05.06	PR: 1KJ,1KZ				
	2.0 FSI	110	05.06	PR: 1KJ,1KZ				
	2.0 TDI	100	11.10	PR: 1KJ,1KZ				
	2.0 TDI	103	05.06	PR: 1KJ,1KZ				
	2.0 TDI 16V	103	05.08	PR: 1KJ,1KZ				
	2.0 TFSI	147	05.06	PR: 1KJ,1KZ				
	2.0 TFSI	162	11.13	PR: 1KJ,1KZ				
	2.0 TSI	155	11.09	PR: 1KJ,1KZ				
	3.2 V6	184	05.06	PR: 1KJ,1KZ				
	3.6 V6	191	05.09	PR: 1KJ,1KZ				
		1.4 TSI	90	10.07	PR: 2EA	24.0122-0219.1	422219	
1.4 TSI		118	05.08	PR: 2EA				
1.6 FSI		85	05.06	PR: 2EA				
2.0 FSI		110	05.06	PR: 2EA				
2.0 TDI		100	11.10	PR: 2EA				
2.0 TDI		103	05.06	PR: 2EA				
2.0 TDI 16V		103	05.08	PR: 2EA				
2.0 TFSI		147	05.06	PR: 2EA				
2.0 TFSI		162	11.13	PR: 2EA				
2.0 TSI		155	11.09	PR: 2EA				
3.2 V6		184	05.06	PR: 2EA				
3.6 V6		191	05.09	PR: 2EA				
		1.4 TSI	90	10.07	PR: 7X0,7X1	24.0711-5271.3	360301	
	1.4 TSI	118	05.08	PR: 7X0,7X1	24.0711-5272.3	360302		
	1.6 FSI	85	05.06	PR: 7X0,7X1				
	2.0 FSI	110	05.06	PR: 7X0,7X1				
	2.0 TDI	100	11.10	PR: 7X0,7X1				
	2.0 TDI	103	05.06	PR: 7X0,7X1				
	2.0 TDI 16V	103	05.08	PR: 7X0,7X1				
	2.0 TFSI	147	05.06	PR: 7X0,7X1				
	2.0 TFSI	162	11.13	PR: 7X0,7X1				
	2.0 TSI	155	11.09	PR: 7X0,7X1				
	3.2 V6	184	05.06	PR: 7X0,7X1				
	3.6 V6	191	05.09	PR: 7X0,7X1				
		1.4 TSI	90	10.07	PR: 7X5	24.0711-6335.3	360365	
1.4 TSI		118	05.08	PR: 7X5	24.0711-6336.3	360366		
1.6 FSI		85	05.06	PR: 7X5				
2.0 FSI		110	05.06	PR: 7X5				
2.0 TDI		100	11.10	PR: 7X5				
2.0 TDI		103	05.06	PR: 7X5				
2.0 TDI 16V		103	05.08	PR: 7X5				
2.0 TFSI		147	05.06	PR: 7X5				
2.0 TFSI		162	11.13	PR: 7X5				
2.0 TSI		155	11.09	PR: 7X5				
3.2 V6		184	05.06	PR: 7X5				
3.6 V6		191	05.09	PR: 7X5				

VOLKSWAGEN FOX (05-11)

	1.0		10.03	08.11	PR: 12N	13.0460-7100.2	607100		21866 17,2 + 21866 17,2 +	VW ATE
	1.2		04.05	08.11	PR: 12N	13.0470-7100.2	LD7100			
	1.4	55	04.05	08.11	PR: 12N					
	1.4 TDI	51	04.05	08.11	PR: 12N					
	1.6		10.03	08.11	PR: 12N					
	1.9 D	47	12.07	08.11	PR: 12N					
	1.0		10.03	08.11	PR: 12F	13.0460-7111.2	607111		23130 19,6 + 23130 19,6 +	VW VW
	1.2		04.05	08.11	PR: 12F	13.0470-7111.2	LD7111			
	1.4	55	04.05	08.11	PR: 12F					
	1.4 TDI	51	04.05	08.11	PR: 12F					
	1.6		10.03	08.11	PR: 12F					
	1.9 D	47	12.07	08.11	PR: 12F					

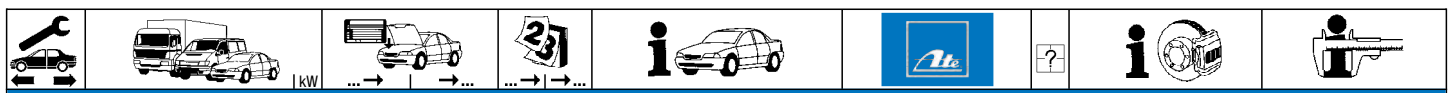


VOLKSWAGEN FOX (05-11)										
	1.0 1.2 1.4 1.4 TDI 1.6 1.9 D			10.03 04.05 04.05 04.05 10.03 12.07	08.11 08.11 08.11 08.11 08.11 08.11	PR: 1ZN PR: 1ZN PR: 1ZN PR: 1ZN PR: 1ZN PR: 1ZN	24.0118-0137.1 24.0318-0137.1	418137 518137		239 18,0 16,0 VL +S +B 239 18,0 16,0 VL +S +B PD
	1.0 1.2 1.4 1.4 TDI 1.6 1.9 D			10.03 04.05 04.05 04.05 10.03 12.07	08.11 08.11 08.11 08.11 08.11 08.11	PR: 1ZF PR: 1ZF PR: 1ZF PR: 1ZF PR: 1ZF PR: 1ZF	24.0122-0151.1 24.0322-0151.1	422151 522151		256 22,0 19,0 VL +S +B 256 22,0 19,0 VL +S +B PD
	1.0 1.2 1.4 1.4 TDI 1.6 1.9 D			10.03 04.05 04.05 04.05 10.03 12.07	08.11 08.11 08.11 08.11 08.11 08.11		24.0711-5273.3 24.0711-5274.3	360303 360304		Radsensor Radsensor
	1.0 1.2 1.4 1.4 TDI 1.6 1.9 D			10.03 04.05 04.05 04.05 10.03 12.07	08.11 08.11 08.11 08.11 08.11 08.11		24.0711-6233.3 24.0711-6234.3	360315 360316		Radsensor Radsensor
	1.0 1.2 1.4 1.4 TDI 1.6 1.9 D			10.03 04.05 04.05 04.05 10.03 12.07	08.11 08.11 08.11 08.11 08.11 08.11		03.0137-0268.2 03.0137-9168.2	650268 669168		200 x 40 HEB Bremsbacken-Zubehör
	1.0 1.2 1.4 1.4 TDI 1.6 1.9 D			10.03 04.05 04.05 04.05 10.03 12.07	08.11 08.11 08.11 08.11 08.11 08.11		24.0220-0037.1	480161		200/201,5 x 50,5
	1.0 1.2 1.4 1.4 TDI 1.6 1.9 D			10.03 04.05 04.05 04.05 10.03 12.07	08.11 08.11 08.11 08.11 08.11 08.11		03.0520-1517.3	691517		17,46/200x40 TopKit

VOLKSWAGEN GOLF III (92-97)											
	1.4 1.6 1.8 CL/GL 1.8 CL/GL 1.8 Syncro 1.9 D 1.9 D Ecomatic 1.9 SDI 1.9 TD		1H-T-028354 1H-T-028354 1H-T-028354 1H-S-246940 1H-S-089450 1H-T-028354 1H-S-246940 1H-T-028354 1H-T-028354	11.91 09.92 11.91 11.91 01.93 11.91 08.93 07.95 11.91		+ Schaltgetriebe ¹⁾ + Automatikgetriebe ²⁾ - ABS	13.0460-7032.2	607032		20887 19,7 +/Zub	VW
	1.4 1.6 1.8 CL/GL 1.9 D 1.9 SDI 1.9 TD	1H-T-028355 1H-T-028355 1H-T-028355 1H-T-028355 1H-T-028355 1H-T-028355		08.97 08.97 08.97 08.97 08.97 08.97	- ABS - ABS - ABS/ + Schaltgetriebe ³⁾ - ABS - ABS - ABS		13.0460-7072.2	607072		21866 19,7 +	VW
	2.0 GTI 2.0 GTI 16V 2.8 VR6		1H-S-560000 1H-S-560000 1H-S-399999	11.91 08.92 01.92			13.0460-2806.2	602806		20168 19,3 +/WK/S	LUC
	1.6 CL/GL 1.8 CL/GL 1.8 Syncro 1.9 TDI 1.9 TDI 1.9 TDI Syncro 2.0 GTI 2.0 GTI 16V	1H-S-246941 1H-S-089451		07.94 08.97 08.97 08.97 10.93 02.96 03.95 04.96 04.96	- ABS - ABS - ABS + roter Sattel ⁴⁾		13.0460-2958.2	602958		20168 19,3 /S	LUC
	1.9 TDI 2.0 GTI 2.0 GTI 16V 2.8 VR6 2.9 VR6 Syncro	1H-S-400001		05.96 05.96 05.96 08.97 10.94	+ roter Sattel ⁴⁾		13.0460-7081.2 13.0470-7081.2	607081 LD7081		21911 20,3 + 21911 20,3 +	ATE ATE
	1.4 1.6 1.6 GT 1.8 1.8 GT 1.8 Syncro 1.9 D 1.9 D Ecomatic 1.9 SDI 1.9 TD 1.9 TDI	1H-S-246941		05.96 05.96 07.94 05.96 11.91 01.93 05.96 05.96 05.96 05.96 05.96	+ ABS + ABS + ABS + ABS + ABS + ABS + ABS + ABS + ABS + ABS		13.0460-2821.2	602821		21945 16,0 /S	LUC

1) + manual transmission / + scatola cambio velocità / + transmission mécanique / + cambio de velocidad
2) + autom.transmission / + scatola cambio automatico / + transmission automatique / + cambio automático
3) - ABS/ + manual transmission / - ABS/ + scatola camb.velocità / - ABS/ + transmission mécanique / - ABS/ + cambio de velocidad
4) + red caliper / + pinza rossa / + étrier rouge / + pinza roja





VOLKSWAGEN GOLF III (92-97)

	1.9 TDI	81		02.96	08.97	- roter Sattel ¹⁾	13.0460-2821.2	602821		21945	16,0 /S	LUC
	1.9 TDI Syncro	66		05.96	08.97							
	2.0			11.91	08.97							
	2.0 Syncro			07.95	08.97							
	1.4			10.96	08.97	+ ABS	13.0460-7101.2	607101		21866	15,3 +	VW
	1.6	55		10.96	08.97	+ ABS						
	1.9 D			10.96	08.97	+ ABS						
1.9 SDI			10.96	08.97	+ ABS							
1.9 TD	55		10.96	08.97	+ ABS							
	1.4			11.91	08.97	- ABS	24.0112-0106.1	412106		239	12,0 10,0 +S +B	
	1.6	55		09.92	08.97	- ABS	24.0312-0106.1	512106		239	12,0 10,0 +S +B PD	
	1.8		1H-S-246940	11.91	08.97	- ABS/ - GT/+ Automatikgetriebe ²⁾						
	1.8			11.91	08.97	- ABS/ - GT/+ Schaltgetriebe ³⁾						
	1.8 Syncro		1H-S-089450	01.93	08.97	- ABS						
	1.9 D			11.91	08.97	- ABS						
	1.9 D Ecomatic		1H-S-246940	11.91	08.97	- ABS						
	1.9 SDI			07.95	08.97	- ABS						
	1.9 TD	55		11.91	08.97	- ABS						
	1.6 CL/GL	74		07.94	08.97	- ABS	24.0113-0178.1	413178		256	12,9 11,0 +S +B	
	1.8		1H-S-246941		08.97	- ABS/ + Automatikgetriebe ⁴⁾	24.0313-0178.1	513178		256	12,9 11,0 +S +B PD	
	1.8 Syncro		1H-S-089451		08.97	- ABS						
	1.9 TDI	66		10.93	04.96							
	1.9 TDI Syncro	66		03.95	04.96							
	1.4			05.96	09.96	+ ABS	24.0120-0128.1	420128	für 4-Loch-Felge ⁵⁾	256	20,0 18,0 V L +S +B	
	1.6	55		05.96	09.96	+ ABS	24.0320-0128.1	520128	für 4-Loch-Felge ⁵⁾	256	20,0 18,0 V L +S +B PD	
	1.6 GT	74		07.94	08.97							
	1.8			05.96	08.97	+ ABS						
	1.8 GT			11.91	08.97	+ ABS						
	1.8 Syncro			01.93	08.97	+ ABS						
1.9 D			05.96	09.96	+ ABS							
1.9 D Ecomatic		1H-S-246941		07.95								
1.9 SDI			05.96	09.96	+ ABS							
1.9 TD	55		05.96	09.96	+ ABS							
1.9 TDI	66		05.96	08.97								
1.9 TDI	81		02.96	08.97	- roter Sattel ¹⁾							
1.9 TDI Syncro	66		05.96	08.97								
2.0			11.91	08.97								
2.0 Syncro			07.95	08.97								
1.4			10.96	08.97	+ ABS	24.0120-0123.1	420123		239	20,0 18,0 V L +S +B		
1.6	55		10.96	08.97	+ ABS	24.0320-0123.1	520123		239	20,0 18,0 V L +S +B PD		
1.9 D			10.96	08.97	+ ABS							
1.9 SDI			10.96	08.97	+ ABS							
1.9 TD	55		10.96	08.97	+ ABS							
1.9 TDI	81		02.96	04.96	- roter Sattel ⁶⁾	24.0122-0100.1	422100	für 5-Loch-Felge ⁷⁾	280	22,0 20,0 V L +B		
2.0 GTI	85		11.91	04.96		24.0322-0100.1	522100	für 5-Loch-Felge ⁷⁾	280	22,0 20,0 V L +B PD		
2.0 GTI 16V			08.92	04.96								
2.8 VR6		1H-S-399999	01.92	04.96								
1.9 TDI	81		05.96	08.97	+ roter Sattel ⁶⁾	24.0125-0108.1	425108		288	25,0 23,0 V L +B		
2.0 GTI	85		05.96	08.97								
2.0 GTI 16V			05.96	08.97								
2.8 VR6		1H-S-400001		08.97								
2.9 VR6 Syncro			10.94	08.97								
	1.4			11.91	08.97		24.0711-1361.3	360022			Radsensor	
	1.6			09.92	08.97		24.0711-1362.3	360023			Radsensor	
	1.8			11.91	08.97							
	1.8 Syncro			01.93	08.97							
	1.9 D			11.91	08.97							
	1.9 D Ecomatic			08.93	07.95							
	1.9 SDI			07.95	08.97							
	1.9 TD	55		11.91	08.97							
	1.9 TDI	66		10.93	08.97							
	1.9 TDI	81		02.96	08.97							
	1.9 TDI Syncro	66		03.95	08.97							
	2.0			11.91	08.97							
	2.0 GTI	85		11.91	08.97							
	2.0 GTI 16V			08.92	08.97							
2.0 Syncro			07.95	08.97								
2.8 VR6			01.92	08.97								
2.9 VR6 Syncro			10.94	08.97								
	1.8 GT			11.91	08.97		13.0460-2937.2	602937		20961	15,2 /Zub/S	LUC
	2.0 GL			11.91	08.97		13.0460-0419.2	610419			Belagsatz-Zubehör	LUC
	2.0 GTI	85	1H-P-240000	11.91	08.97							
	2.0 GTI 16V		1H-P-240000	11.91	08.97							
	2.8 VR6		1H-P-240000	01.92	08.97							
	1.6 GT	74		07.94	08.97		13.0460-2984.2	602984		20961	17,2 /Zub/S	LUC
1.9 TDI	81		02.96	08.97		13.0460-0072.2	610072			Belagsatz-Zubehör	LUC	
2.0 GTI	85	1H-P-240001		08.97								
2.0 GTI 16V		1H-P-240001		08.97								
2.8 VR6		1H-P-240001		08.97								
2.9 VR6 Syncro			10.94	08.97								
	1.6 GT	74		07.94	08.97		24.0110-0111.1	410111	für 4-Loch-Felge/- Sensorring ⁸⁾	226	10,0 8,0 +B	
	1.8 GT			11.91	08.97		24.0110-0275.2	410275	mit Sensorring ⁹⁾	226	10,0 8,0	
	1.9 TDI	81		02.96	08.97	- roter Sattel ¹⁾						
	2.0 GL	85		11.91	08.97							

¹⁾ - red caliper / - pinza rossa / - étrier rouge / - pinza roja

²⁾ - ABS/ - GT/ + autom.transm. / - ABS/ - GT/+ scatola camb.autom. / - ABS/ - GT/ + transmiss. automatique / - ABS/ - GT/ + cambio automático

³⁾ - ABS/ - GT/ + manual transm. / - ABS/ - GT/+ scatola camb.velocità / - ABS/ - GT/ + transmiss. mécanique / - ABS/ - GT/ + cambio de velocidad

⁴⁾ - ABS/ + autom.transmission / - ABS/ + scatola cambio autom. / - ABS/ + transmission automatique / - ABS/ + cambio automático

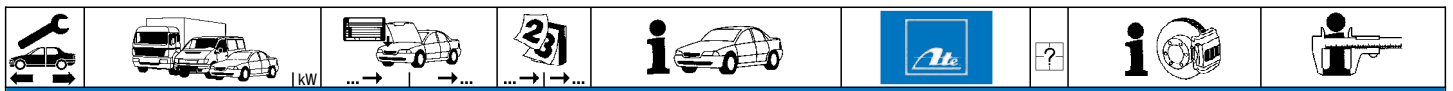
⁵⁾ for 4 bore wheel rim / per cerchione a 4 fori / pour jante à 4 trous / para Llantas de 4 taladros

⁶⁾ + red caliper / + pinza rossa / + étrier rouge / + pinza roja

⁷⁾ for 5 bore wheel rim / per cerchione a 5 fori / pour jante à 5 trous / para Llantas de 5 taladros

⁸⁾ for 4-hole rim/sensor ring / per cerch.4 fori/sensore ruota / pour jante 4 trous/roue codeuse / para llanta cuatro agujeros/anillo sensor

⁹⁾ with sensor ring / con sensori / avec secours ABS / con anillo sensor ABS



VOLKSWAGEN GOLF III (92-97)

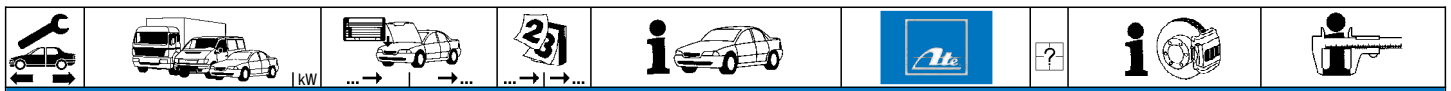
	1.9 TDI 2.0 GTI 2.0 GTI 16V 2.8 VR6	81 85		02.96 08.97 11.91 08.97 08.92 08.97 01.92 08.97	+ roter Sattel ¹⁾	24.0110-0203.1 24.0110-0276.2	410203 410276	für 5-Loch-Felge ²⁾ mit Sensorring ³⁾	226 10,0 8,0 +B 226 10,0 8,0	
	1.4 1.6 1.8 1.8 Syncro 1.9 D 1.9 D Ecomatic 1.9 SDI 1.9 TD 1.9 TDI 1.9 TDI 2.0 2.0 GTI 2.0 GTI 16V 2.8 VR6 2.9 VR6 Syncro		1H-S-088704 1H-S-088704 1H-S-088704 1H-S-088704 1H-S-088704 1H-S-088704 1H-S-088704 1H-S-088704 1H-S-088704 1H-S-088704 1H-S-088704 1H-S-088704 1H-S-088704 1H-S-088704 1H-S-088704	11.91 09.92 11.91 01.93 11.91 08.93 07.95 11.91 11.91 10.93 02.96 11.91 11.91 11.91 08.92 01.92 10.94		24.0721-1937.1	360040	2	Radsensor L=1062	
	1.4 1.6 1.8 1.9 D 1.9 SDI 1.9 TD 1.9 TDI 1.9 TDI 1.9 TDI Syncro 2.0 2.0 GTI 2.0 GTI 16V 2.0 Syncro 2.8 VR6		1H-S-088705 1H-S-088705 1H-S-088705 1H-S-088705 1H-S-088705 1H-S-088705 1H-S-088705 1H-S-088705 1H-S-088705 1H-S-088705 1H-S-088705 1H-S-088705 1H-S-088705 1H-S-088705 1H-S-088705	08.97 08.97 08.97 08.97 08.97 08.97 08.97 08.97 08.97 08.97 08.97 08.97 08.97 08.97 08.97 08.97		24.0721-1191.3	360091	2	Radsensor L=1043	
	1.8 Syncro 2.9 VR6 Syncro		1H-S-088705 1H-S-088705	08.97 08.97		24.0751-1139.3	360295	2	Radsensor L=1051	
	1.4 1.6 1.6 CL/GL 1.8 CL/GL 1.9 D 1.9 D Ecomatic 1.9 SDI 1.9 TD 1.9 TDI 1.8 Syncro 1.9 TDI Syncro 2.0 Syncro	55 66		11.91 09.92 09.92 11.91 11.91 08.93 07.95 07.95 11.91 10.93 08.97 01.93 03.95 07.95 08.97	08.97 08.97 08.97 08.97 08.97 07.95 08.97 08.97 08.97 08.97 08.97 08.97 08.97 08.97 08.97	03.0137-0268.2 03.0137-9168.2	650268 669168		200 x 40 HEB Bremsbacken-Zubehör	VW VW
	1.4 1.6 CL/GL 1.8 CL/GL 1.9 D 1.9 D Ecomatic 1.9 SDI 1.9 TD 1.9 TDI 1.8 Syncro 1.9 TDI Syncro 2.0 Syncro	55 66		11.91 09.92 11.91 11.91 08.93 07.95 07.95 11.91 10.93 08.97 01.93 03.95 07.95 08.97	08.97 08.97 08.97 08.97 07.95 08.97 08.97 08.97 08.97 08.97 08.97 08.97 08.97 08.97	03.0137-0264.2 03.0137-9044.2	650264 669044		230 x 40 HEB Bremsbacken-Zubehör	VW VW
	1.4 1.6 CL/GL 1.8 CL/GL 1.9 D 1.9 D Ecomatic 1.9 SDI 1.9 TD 1.9 TDI 1.8 Syncro 1.9 TDI Syncro 2.0 Syncro	55 66		11.91 09.92 11.91 11.91 08.93 07.95 07.95 11.91 10.93 08.97 01.93 03.95 07.95 08.97	08.97 08.97 08.97 08.97 07.95 08.97 08.97 08.97 08.97 08.97 08.97 08.97 08.97 08.97	24.0220-0018.1 24.0220-0718.2	480019 480209	ohne Sensorring ⁴⁾ ohne Sensorring ⁴⁾	200/201 x 50,5 - Lager 200/201,5 x 50,5 + Lager	
	1.4 1.6 CL/GL 1.8 CL/GL 1.9 D 1.9 D Ecomatic 1.9 SDI 1.9 TD 1.9 TDI 1.8 Syncro 1.9 TDI Syncro 2.0 Syncro	55 66		11.91 09.92 11.91 11.91 08.93 07.95 07.95 11.91 10.93 08.97 01.93 03.95 07.95 08.97	08.97 08.97 08.97 08.97 07.95 08.97 08.97 08.97 08.97 08.97 08.97 08.97 08.97 08.97	03.0520-0415.3	690415		15,87/200x40 TopKit	VW
	1.4 1.6 CL/GL 1.6 CL/GL 1.8 CL/GL 1.8 CL/GL 1.9 D 1.9 D Ecomatic 1.9 SDI 1.9 TDI 1.6 CL/GL 1.8 CL/GL	55 74 74	1H-S-246940 1H-S-246940 1H-S-246941 1H-S-246941 1H-S-246941 1H-S-246941	11.91 11.91 09.92 09.92 11.91 11.91 07.95 08.97 10.93 08.97 08.97 09.92 09.92 08.97 08.97 07.95 10.93 08.97 08.97	+ Automatikgetriebe ⁵⁾ + Schaltgetriebe ⁶⁾ + Automatikgetriebe ⁵⁾ + Schaltgetriebe ⁶⁾ + Automatikgetriebe ⁵⁾ + Schaltgetriebe ⁶⁾ + Schaltgetriebe ⁶⁾	03.0420-1517.3 03.0520-1517.3	681517 691517		17,46/200x40 Kit 17,46/200x40 TopKit	VW VW
	1.6 CL/GL 1.8 CL/GL	74	1H-S-246941 1H-S-246941	08.97 08.97	+ Schaltgetriebe ⁶⁾ + Schaltgetriebe ⁶⁾	03.0420-4219.3 03.0520-4219.3	684219 694219		19,05/200x40 Kit 19,05/200x40 TopKit	VW VW

VOLKSWAGEN GOLF III Variant (93-99)

	1.4 1.8 Syncro		1H-TB015953 1H-SW369000	07.93 07.94		13.0460-7032.2	607032		20887 19,7 +/Zub	VW
	1.4 1.4		1H-TB015954	04.96 05.96	- ABS	13.0460-7072.2	607072		21866 19,7 +	VW
	1.6 1.8 1.8 1.8 Syncro 1.9 D 1.9 D	74	1H-S-246940 1H-S-246941 1H-TD365209	07.94 07.93 05.96 07.93 07.93 05.96	- ABS - ABS - ABS	13.0460-2958.2	602958		20168 19,3 /S	LUC

1) + red caliper / + pinza rossa / + étrier rouge / + pinza roja
2) for 5 bore wheel rim / per cerchione a 5 fori / pour jante à 5 trous / para Llantas de 5 taladros
3) with sensor ring / con sensori / avec secours ABS / con anillo sensor ABS
4) without sensor ring / senza sensori / sans secours ABS / sin anillo sensor ABS
5) + autom.transmission / + scatola cambio automatico / + transmission automatique / + cambio automático
6) + manual transmission / + scatola cambio velocità / + transmission mécanique / + cambio de velocidad

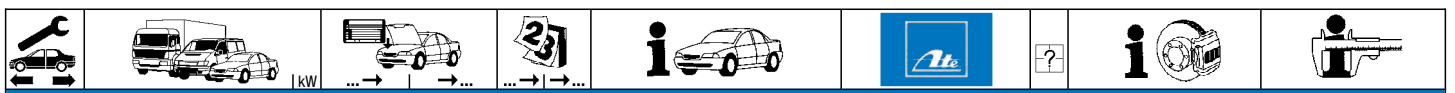




VOLKSWAGEN GOLF III Variant (93-99)

	1.9 SDI 1.9 SDI 1.9 TD 1.9 TD 1.9 TDI 1.9 TDI			07.95 05.96 07.93 05.96 07.93 05.96	04.96 04.99 - ABS 04.96 04.99 - ABS 04.96 04.99 - ABS	13.0460-2958.2 602958		20168 19,3 /S	LUC
	1.4 1.6 1.8 1.8 Syncro 1.9 D 1.9 SDI 1.9 TD 1.9 TDI 1.9 TDI 1.9 TDI Syncro 2.0 2.0 Syncro	74	1H-TD365210	05.96 05.96 05.96 05.96 05.96 05.96 05.96 02.96 07.95 07.93 07.95	09.96 + ABS 09.96 04.99 + ABS 09.96 + ABS 09.96 + ABS 09.96 + ABS 04.99 04.99 04.99 04.99	13.0460-2821.2 602821		21945 16,0 /S	LUC
	1.4 1.9 D 1.9 SDI 1.9 TD			10.96 10.96 10.96 10.96	04.99 + ABS 04.99 + ABS 04.99 + ABS 04.99 + ABS	13.0460-7101.2 607101		21866 15,3 +	VW
	2.9 VR6			07.95	04.99	13.0460-7081.2 607081 13.0470-7081.2 LD7081		21911 20,3 + 21911 20,3 +	ATE ATE
	1.4 1.4 1.8 Syncro		1H-SW369000	07.93 05.96 07.94	04.96 - ABS 04.99 - ABS	24.0112-0106.1 412106 24.0312-0106.1 512106		239 12,0 10,0 +S +B 239 12,0 10,0 +S +B PD	
	1.6 1.8 1.8 1.8 Syncro 1.9 D 1.9 D 1.9 SDI 1.9 SDI 1.9 TD 1.9 TD 1.9 TDI 1.9 TDI	74	1H-SW369001 1H-TD365209	07.94 07.93 05.96 07.93 05.96 07.95 07.93 05.96 07.93 05.96 07.93 05.96	04.96 - ABS 04.99 - ABS 04.99 - ABS - ABS - ABS - ABS - ABS - ABS - ABS - ABS	24.0113-0178.1 413178 24.0313-0178.1 513178		256 12,9 11,0 +S +B 256 12,9 11,0 +S +B PD	
	1.4 1.6 1.8 1.8 Syncro 1.9 D 1.9 SDI 1.9 TD 1.9 TD 1.9 TDI 1.9 TDI 1.9 TDI Syncro 2.0 2.0 Syncro	74	1H-TD365210	05.96 05.96 05.96 05.96 05.96 05.96 02.96 07.95 07.93 07.95	09.96 + ABS 04.99 + ABS 04.99 + ABS 04.99 + ABS + ABS + ABS + ABS 04.99 04.99	24.0120-0128.1 420128 24.0320-0128.1 520128		256 20,0 18,0 V L +S +B 256 20,0 18,0 V L +S +B PD	
	1.4 1.9 D 1.9 SDI 1.9 TD			10.96 10.96 10.96 10.96	04.99 + ABS 04.99 + ABS 04.99 + ABS 04.99 + ABS	24.0120-0123.1 420123 24.0320-0123.1 520123		239 20,0 18,0 V L +S +B 239 20,0 18,0 V L +S +B PD	
	2.9 VR6			07.95	04.99	24.0125-0108.1 425108		288 25,0 23,0 V L +B	
	1.4 1.6 1.8 1.8 Syncro 1.9 D 1.9 SDI 1.9 TD 1.9 TDI 1.9 TDI 1.9 TDI Syncro 2.0 2.0 Syncro 2.9 VR6	74		07.93 07.94 07.93 07.94 07.93 07.95 07.93 07.93 02.96 07.95 07.93 07.95 07.95	04.99 04.99 04.99 04.99 04.99 04.99 04.99 04.99 04.99 04.99 04.99 04.99 04.99	24.0711-1361.3 360022 24.0711-1362.3 360023		Radsensor Radsensor	
	2.9 VR6			07.95	04.99	13.0460-2984.2 602984 13.0460-0072.2 610072		20961 17,2 /Zub/S Belagsatz-Zubehör	LUC LUC
	1.4 1.6 1.8 1.9 D 1.9 TD 1.9 TDI 2.0	74	1H-SW385334 1H-SW385334 1H-SW385334 1H-SW385334 1H-SW385334 1H-SW385334 1H-SW385334	07.93 07.94 07.93 07.93 07.93 07.93 07.93		24.0721-1937.1 360040	2	Radsensor L=1062	
	1.4 1.6 1.8 1.9 D 1.9 SDI 1.9 TD 1.9 TDI	74	1H-SW385335 1H-SW385335 1H-SW385335 1H-SW385335 1H-SW385335 1H-SW385335 1H-SW385335	07.95 04.99 04.99 04.99 04.99 04.99 04.99		24.0721-1191.3 360091	2	Radsensor L=1043	





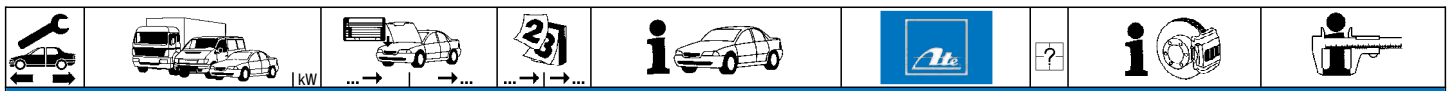
VOLKSWAGEN GOLF III Variant (93-99)

	1.9 TDI 2.0	81 1H-SW385335		02.96 04.99		24.0721-1191.3	360091	2		Radsensor L=1043
	1.8 Syncro 1.9 TDI Syncro 2.0 Syncro 2.9 VR6	66 1H-SW385335 1H-SW385335 1H-SW385335		04.99 04.99 04.99 04.99		24.0751-1139.3	360295	2		Radsensor L=1051
	1.4 1.6 1.8 1.9 D 1.9 SDI 1.9 TD 1.9 TDI 1.9 TDI 2.0	74 55 66 81		07.93 07.94 07.93 07.93 07.95 07.93 07.93 02.96 07.93	04.99 04.99 04.99 04.99 04.99 04.99 04.99 04.99 04.99	03.0137-0268.2 03.0137-9168.2	650268 669168			200 x 40 HEB Bremsbacken-Zubehör
	1.8 Syncro 1.9 TDI Syncro 2.0 Syncro	66		07.94 07.95 07.95	04.99 04.99 04.99	03.0137-0264.2 03.0137-9044.2	650264 669044			230 x 40 HEB Bremsbacken-Zubehör
	1.4 1.6 1.8 1.9 D 1.9 SDI 1.9 TD 1.9 TDI 1.9 TDI 2.0	74 55 66 81		07.93 07.94 07.93 07.93 07.95 07.93 07.93 02.96 07.93	04.99 04.99 04.99 04.99 04.99 04.99 04.99 04.99 04.99	24.0220-0018.1 24.0220-0718.2	480019 480209		ohne Sensorring ¹⁾ ohne Sensorring ¹⁾	200/201 x 50,5 - Lager 200/201,5 x 50,5 + Lager
	1.8 Syncro 1.9 TDI Syncro 2.0 Syncro	66		07.94 07.95 07.95	04.99 04.99 04.99	24.0223-0017.1	480135			230/231,5 x 48,5
	1.4 1.4 1.6 1.8 1.9 D 1.9 SDI 1.9 TD 1.9 TDI 1.9 TDI 2.0	74 55 66 81		07.93 07.95 07.94 07.93 07.93 07.95 07.93 07.93 02.96 07.93	06.95 04.99 04.99 04.99 04.99 04.99 04.99 04.99 04.99 04.99	03.0420-1517.3 03.0520-1517.3	681517 691517			17,46/200x40 Kit 17,46/200x40 TopKit
	1.4 1.6 1.8 1.9 D 1.9 SDI 1.9 TD 1.9 TDI 1.9 TDI 2.0	74 55 66 81		07.95 07.94 07.93 07.93 07.95 07.93 07.93 02.96 07.93	04.99 04.99 04.99 04.99 04.99 04.99 04.99 04.99 04.99	03.0420-4219.3 03.0520-4219.3	684219 694219			19,05/200x40 Kit 19,05/200x40 TopKit

VOLKSWAGEN GOLF III Cabriolet (94-02)

	1.6 1.8 1.8 1.9 TDI	55 66 66 66	1E-T-030000 1E-T-030000 1E-T-030000 1E-T-030000	10.94 09.93 09.93 08.95		13.0460-2958.2	602958			20168 19,3 /S	LUC
	1.6 1.8 1.8 1.9 TDI 1.9 TDI 2.0	55 66 66 81 85	1E-V-000001 1E-V-000001 1E-V-000001 1E-V-000001 1E-V-000001	02.02 02.02 02.02 02.02 09.96 09.93	02.02 02.02 02.02 02.02	13.0460-2821.2	602821			21945 16,0 /S	LUC
	1.6 1.8 1.8 1.9 TDI	55 66 66 66	1E-T-030000 1E-T-030000 1E-T-030000 1E-T-030000	10.94 09.93 09.93 08.95		24.0113-0178.1 24.0313-0178.1	413178 513178			256 12,9 11,0 +S +B 256 12,9 11,0 +S +B PD	
	1.6 1.8 1.8 1.9 TDI 1.9 TDI 2.0	55 66 66 81 85	1E-V-000001 1E-V-000001 1E-V-000001 1E-V-000001 1E-V-000001	02.02 02.02 02.02 02.02 09.96 09.93	02.02 02.02 02.02 02.02	24.0120-0128.1 24.0320-0128.1	420128 520128			256 20,0 18,0 V L +S +B 256 20,0 18,0 V L +S +B PD	
	1.6 1.8 1.9 TDI 1.9 TDI 2.0	66 81 81 85		10.94 09.93 08.95 09.96 09.93	02.02 02.02 02.02 02.02	24.0711-1361.3 24.0711-1362.3	360022 360023			Radsensor Radsensor	
	1.6 1.8 1.9 TDI 1.9 TDI 2.0	66 81 81 85	1E-X-014000 1E-X-014000 1E-X-014000 1E-X-014000 1E-X-014000	04.98 04.98 04.98 09.96 04.98		13.0460-2937.2 13.0460-0419.2	602937 610419			20961 15,2 /Zub/S Belagsatz-Zubehör	LUC LUC
	1.6 1.8 1.9 TDI 1.9 TDI 2.0	66 81 81 85	1E-X-014001 1E-X-014001 1E-X-014001 1E-X-014001 1E-X-014001	02.02 02.02 02.02 02.02 02.02	02.02 02.02 02.02 + ABS 02.02 + ABS	13.0460-2984.2 13.0460-0072.2	602984 610072			20961 17,2 /Zub/S Belagsatz-Zubehör	LUC LUC
	1.9 TDI 1.9 TDI	66 81	1E-X-014001 1E-X-014001	02.02 02.02	- ABS - ABS	13.0460-2894.2 13.0470-2894.2	602894 LD2894			20961 17,4 /Zub/S 20961 17,4 /Zub/S	LUC LUC
	1.9 TDI 1.9 TDI	66 81	1E-X-014001 1E-X-014001	02.02 02.02	- ABS - ABS	13.0460-2937.2	602937			20961 15,2 /Zub/S	LUC

¹⁾ without sensor ring / senza sensori / sans secours ABS / sin anillo sensor ABS



VOLKSWAGEN GOLF III Cabriolet (94-02)




	1.6 1.8 1.9 TDI 1.9 TDI 2.0			04.98 04.98 04.98 09.96 04.98	02.02 02.02 02.02 02.02 02.02		24.0110-0111.1 24.0110-0275.2	410111 410275	ohne Sensorring ¹⁾ mit Sensorring ²⁾	226 10,0 8,0 +B 226 10,0 8,0
	1.6 1.8 1.9 TDI 2.0		1E-S-021846 1E-S-021846 1E-S-021846 1E-S-021846	10.94 09.93 08.95 09.93			24.0721-1937.1	360040	2	Radsensor L=1062
	1.6 1.8 1.9 TDI 1.9 TDI 2.0		1E-S-021847 1E-S-021847 1E-S-021847 1E-S-021847		02.02 02.02 02.02 09.96 02.02		24.0721-1191.3	360091	2	Radsensor L=1043
	1.6 1.8 1.9 TDI 2.0			10.94 09.93 08.95 09.93	03.98 03.98 03.98 03.98		03.0137-0268.2 03.0137-9168.2	650268 669168		200 x 40 HEB Bremsbacken-Zubehör VW
	1.6 1.8 1.9 TDI 2.0			10.94 09.93 08.95 09.93	03.98 03.98 03.98 03.98		24.0220-0018.1 24.0220-0718.2	480019 480209	ohne Sensorring ¹⁾ ohne Sensorring ¹⁾	200/201 x 50,5 - Lager 200/201,5 x 50,5 + Lager
	1.6 1.8 1.9 TDI 2.0		1E-SK016363 1E-SK016363 1E-SK016363 1E-SK016363	10.94 09.93 08.95 09.93			03.0420-1517.3 03.0520-1517.3	681517 691517		17,46/200x40 Kit VW 17,46/200x40 TopKit VW
	1.6 1.8 1.9 TDI 2.0		1E-SK016364 1E-SK016364 1E-SK016364 1E-SK016364		03.98 03.98 03.98 03.98		03.0420-4219.3 03.0520-4219.3	684219 694219		19,05/200x40 Kit VW 19,05/200x40 TopKit VW

VOLKSWAGEN GOLF IV (98-05)

	1.4 1.6 1.8 1.9 SDI 1.9 TDI 1.9 TDI 1.9 TDI 1.9 TDI		1J-X-800000 1J-X-800000 1J-X-800000 1J-X-800000 1J-X-800000 1J-X-800000 1J-X-800000 1J-X-800000	10.97 10.97 10.97 10.97 09.00 10.97 05.99	PR: 1LQ,1LR,1ZF PR: 1LQ,1LR,1ZF PR: 1LQ,1LR,1ZF PR: 1LQ,1LR,1ZF PR: 1LQ,1LR,1ZF PR: 1LQ,1LR,1ZF PR: 1LQ,1LR,1ZF PR: 1LQ,1LR,1ZF		13.0460-7111.2 13.0470-7111.2	607111 LD7111		23130 19,6 + VW 23130 19,6 + VW
	1.4 1.6 1.6 FSI 1.8 1.8 4motion 1.9 SDI 1.9 TDI 1.9 TDI 1.9 TDI 1.9 TDI 1.9 TDI 4motion 1.9 TDI 4motion 1.9 TDI 4motion 2.0 2.0 4motion		1J-Y-000001 1J-Y-000001 1J-Y-000001 1J-Y-000001 1J-Y-000001 1J-Y-000001 1J-Y-000001 1J-Y-000001 1J-Y-000001 1J-Y-000001 1J-Y-000001 1J-Y-000001 1J-Y-000001 1J-Y-000001 1J-Y-000001	10.03 10.03 10.03 07.98 10.03 06.01 06.05 10.03 06.01 07.98 09.00 11.99 08.98 04.00	PR: 1LS,1LQ,1ZF,1ZM PR: 1LS,1LQ,1ZF,1ZM PR: 1LS,1LQ,1ZF,1ZM PR: 1LS,1LQ,1ZF,1ZM PR: 1LS,1LQ,1ZF,1ZM PR: 1LS,1LQ,1ZF,1ZM PR: 1LS,1LQ,1ZF,1ZM PR: 1LS,1LQ,1ZF,1ZM PR: 1LS,1LQ,1ZF,1ZM PR: 1LS,1LQ,1ZF,1ZM PR: 1LS,1LQ,1ZF,1ZM PR: 1LS,1LQ,1ZF,1ZM PR: 1LS,1LQ,1ZF,1ZM PR: 1LS,1LQ,1ZF,1ZM PR: 1LS,1LQ,1ZF,1ZM		13.0460-7117.2 13.0470-7117.2	607117 LD7117		23131 19,6 +/WK VW 23131 19,6 +/WK VW
	1.8 T GTI 2.3 V5 2.3 V5 4motion 2.8 V6 4motion	132	1J-X-800000 1J-X-800000 1J-X-800000	10.97 10.97 11.98 01.99	PR: 1LE,1LN,1ZE,1ZH PR: 1LE,1LN,1ZE,1ZH PR: 1LE,1LN,1ZE,1ZH		13.0460-7081.2 13.0470-7081.2	607081 LD7081		21911 20,3 + ATE 21911 20,3 + ATE
	1.8 1.8 4motion 1.9 TDI 1.9 TDI 1.9 TDI 4motion 1.9 TDI 4motion 2.3 V5 2.3 V5 4motion 2.8 V6 4motion	92 96 110 96 110	1J-Y-000001 1J-Y-000001 1J-Y-000001 1J-Y-000001 1J-Y-000001 1J-Y-000001 1J-Y-000001 1J-Y-000001	10.97 07.98 04.01 09.00 04.01 09.00 10.03 10.03 10.03	PR: 1LE,1LJ,1LN,1ZE,1ZH,1ZQ PR: 1LE,1LJ,1LN,1ZE,1ZH,1ZQ PR: 1LE,1LJ,1LN,1ZE,1ZH,1ZQ PR: 1LE,1LJ,1LN,1ZE,1ZH,1ZQ PR: 1LE,1LJ,1LN,1ZE,1ZH,1ZQ PR: 1LE,1LJ,1LN,1ZE,1ZH,1ZQ PR: 1LJ,1ZE,1ZQ PR: 1LJ,1ZE,1ZQ PR: 1LJ,1ZE,1ZQ		13.0460-7122.2 13.0470-7122.2	607122 LD7122		23392 20,3 +/WK ATE 23392 20,3 +/WK ATE
	3.2 R32 4motion			06.02	PR: 1ZT		13.0460-7183.2 24.8190-0106.2	607183 620106	1	21484 20,5 +/WE ATE Warnkontakt L=270mm
	1.4 1.6 1.6 FSI 1.8 1.8 4motion 1.9 SDI 1.9 TDI 1.9 TDI 1.9 TDI 1.9 TDI 1.9 TDI 1.9 TDI 1.9 TDI 1.9 TDI 4motion 1.9 TDI 4motion 1.9 TDI 4motion 1.9 TDI 4motion	92 50 66 74 81 85 96 110 66 74 85 96 110		10.97 10.97 01.02 10.97 07.98 10.97 09.00 10.97 05.99 04.01 09.00 09.00 07.98 09.00 11.99 04.01	PR: 1LQ,1ZF PR: 1LQ,1ZF PR: 1LQ,1ZF PR: 1LQ,1ZF PR: 1LQ,1ZF PR: 1LQ,1ZF PR: 1LQ,1ZF PR: 1LQ,1ZF PR: 1LQ,1ZF PR: 1LQ,1ZF PR: 1LQ,1ZF PR: 1LQ,1ZF PR: 1LQ,1ZF PR: 1LQ,1ZF PR: 1LQ,1ZF PR: 1LQ,1ZF		24.0122-0151.1 24.0322-0151.1	422151 522151		256 22,0 19,0 V L +S +B 256 22,0 19,0 V L +S +B PD



¹⁾ without sensor ring / senza sensori / sans secours ABS / sin anillo sensor ABS
²⁾ with sensor ring / con sensori / avec secours ABS / con anillo sensor ABS



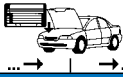













VOLKSWAGEN GOLF IV (98-05)										
	1.9 TDI 4motion	110		09.00	10.03	PR: 1LQ,1ZF	24.0122-0151.1	422151		256 22,0 19,0 V L +S +B
	2.0	85		08.98	10.03	PR: 1LQ,1ZF	24.0322-0151.1	522151		256 22,0 19,0 V L +S +B PD
	2.0 4motion	85		04.00	10.03	PR: 1LQ,1ZF				
	2.3 V5			10.97	10.03	PR: 1LQ,1ZF				
	2.3 V5 4motion			11.98	10.03	PR: 1LQ,1ZF				
	1.4			10.97	10.03	PR: 1LR,1LS,1ZM	24.0122-0150.1	422150		280 22,0 19,0 V L +S +B
	1.6			10.97	10.03	PR: 1LR,1LS,1ZM	24.0322-0150.1	522150		280 22,0 19,0 V L +S +B PD
	1.6 FSI			01.02	10.03	PR: 1LR,1LS,1ZM				
	1.8			10.97	10.03	PR: 1LR,1LS,1ZM				
	1.8 4motion	92		07.98	10.03	PR: 1LR,1LS,1ZM				
	1.9 SDI	50		10.97	10.03	PR: 1LR,1LS,1ZM				
	1.9 TDI	66		10.97	06.01	PR: 1LR,1LS,1ZM				
	1.9 TDI	74		09.00	06.05	PR: 1LR,1LS,1ZM				
	1.9 TDI	81		10.97	10.03	PR: 1LR,1LS,1ZM				
	1.9 TDI	85		05.99	06.01	PR: 1LR,1LS,1ZM				
1.9 TDI	96		04.01	10.03	PR: 1LR,1LS,1ZM					
1.9 TDI	110		09.00	10.03	PR: 1LR,1LS,1ZM					
1.9 TDI 4motion	66		07.98	06.01	PR: 1LR,1LS,1ZM					
1.9 TDI 4motion	74		09.00	06.05	PR: 1LR,1LS,1ZM					
1.9 TDI 4motion	85		11.99	06.01	PR: 1LR,1LS,1ZM					
1.9 TDI 4motion	96		04.01	10.03	PR: 1LR,1LS,1ZM					
1.9 TDI 4motion	110		09.00	10.03	PR: 1LR,1LS,1ZM					
2.0	85		08.98	10.03	PR: 1LR,1LS,1ZM					
2.0 4motion	85		04.00	10.03	PR: 1LR,1LS,1ZM					
2.3 V5			10.97	10.03	PR: 1LR,1LS,1ZM					
2.3 V5 4motion			11.98	10.03	PR: 1LR,1LS,1ZM					
1.4			10.97	10.03	PR: 1LE,1LN,1ZE,1ZH	24.0125-0113.1	425113		288 25,0 22,0 V L +S +B	
1.6			10.97	10.03	PR: 1LE,1LN,1ZE,1ZH	24.0325-0113.1	525113		288 25,0 22,0 V L +S +B PD	
1.6 FSI			01.02	10.03	PR: 1LE,1LN,1ZE,1ZH					
1.8			10.97	10.03	PR: 1LE,1LN,1ZE,1ZH					
1.8 4motion	92		10.97	06.01	PR: 1LE,1LN,1ZE,1ZH					
1.9 SDI	50		10.97	10.03	PR: 1LE,1LN,1ZE,1ZH					
1.9 TDI	66		10.97	06.01	PR: 1LE,1LN,1ZE,1ZH					
1.9 TDI	74		09.00	06.05	PR: 1LE,1LN,1ZE,1ZH					
1.9 TDI	81		10.97	10.03	PR: 1LE,1LN,1ZE,1ZH					
1.9 TDI	85		05.99	06.01	PR: 1LE,1LN,1ZE,1ZH					
1.9 TDI	96		04.01	10.03	PR: 1LE,1LN,1ZE,1ZH					
1.9 TDI	110		09.00	10.03	PR: 1LE,1LN,1ZE,1ZH					
1.9 TDI 4motion	66		07.98	06.01	PR: 1LE,1LN,1ZE,1ZH					
1.9 TDI 4motion	74		09.00	06.05	PR: 1LE,1LN,1ZE,1ZH					
1.9 TDI 4motion	85		11.99	06.01	PR: 1LE,1LN,1ZE,1ZH					
1.9 TDI 4motion	96		04.01	10.03	PR: 1LE,1LN,1ZE,1ZH					
1.9 TDI 4motion	110		09.00	10.03	PR: 1LE,1LN,1ZE,1ZH					
2.0	85		08.98	10.03	PR: 1LE,1LN,1ZE,1ZH					
2.0 4motion	85		04.00	10.03	PR: 1LE,1LN,1ZE,1ZH					
2.3 V5			10.97	10.03	PR: 1LE,1LN,1ZE,1ZH					
2.3 V5 4motion			11.98	10.03	PR: 1LE,1LN,1ZE,1ZH					
1.8 T GTI	132		10.97	10.03		24.0125-0123.1	425123		310 25,0 22,0 V L +B	
2.3 V5			10.97	10.03	PR: 1LJ,1ZQ	24.0325-0123.1	525123		310 25,0 22,0 V L +B PD	
2.3 V5 4motion			11.98	10.03	PR: 1LJ,1ZQ					
2.8 V6 4motion			01.99	10.03	PR: 1LJ,1ZQ					
3.2 R32 4motion			06.02	10.03	PR: 1ZT	24.0132-0166.2	432166	<input type="checkbox"/> zweiteilige Bremsscheibe 1)	334 32,0 30,0 V L +B	
						24.0132-0165.2	432165	<input type="checkbox"/> zweiteilige Bremsscheibe 1)	334 32,0 30,0 V L +B	
	1.4			10.97	10.03		24.0711-1361.3	360022	<input type="checkbox"/>	Radsensor
	1.6			10.97	10.03		24.0711-1362.3	360023	<input type="checkbox"/>	Radsensor
	1.6 FSI			01.02	10.03					
	1.8			10.97	10.03					
	1.8 4motion	92		07.98	10.03					
	1.8 T GTI	132		10.97	10.03					
	1.9 SDI	50		10.97	10.03					
	1.9 TDI	66		10.97	06.01					
	1.9 TDI	74		09.00	06.05					
	1.9 TDI	81		10.97	10.03					
	1.9 TDI	85		05.99	06.01					
	1.9 TDI	96		04.01	10.03					
	1.9 TDI	110		09.00	10.03					
	1.9 TDI 4motion	66		07.98	06.01					
	1.9 TDI 4motion	74		09.00	06.05					
1.9 TDI 4motion	85		11.99	06.01						
1.9 TDI 4motion	96		04.01	10.03						
1.9 TDI 4motion	110		09.00	10.03						
2.0	85		08.98	10.03						
2.0 4motion	85		04.00	10.03						
2.3 V5			10.97	10.03						
2.3 V5 4motion			11.98	10.03						
2.8 V6 4motion			01.99	10.03						
3.2 R32 4motion			06.02	10.03						
	1.4			10.97	10.03	PR: 1KK,1KS,1KV	13.0460-2894.2	602894		20961 17,4 /Zub/S LUC
	1.6			10.97	10.03	PR: 1KK,1KS,1KV	13.0470-2894.2	LD2894		20961 17,4 /Zub/S LUC
	1.6 FSI			01.02	10.03	PR: 1KK,1KS,1KV	13.0460-0072.2	610072		Belagsatz-Zubehör LUC
	1.8			10.97	10.03	PR: 1KK,1KS,1KV				
	1.8 4motion	92		07.98	10.03	PR: 1KE				
	1.9 SDI	50		10.97	10.03	PR: 1KK,1KS,1KV				
	1.9 TDI	66		10.97	06.01	PR: 1KK,1KS,1KV				
1.9 TDI	74		09.00	06.05	PR: 1KK,1KS,1KV					
1.9 TDI	81		10.97	10.03	PR: 1KK,1KS,1KV					
1.9 TDI	85		05.99	06.01	PR: 1KK,1KS,1KV					

1) two-piece brake disc / disco frenante in due parti / disque d.fr.en deux parties / disco de fr.de dos piezas

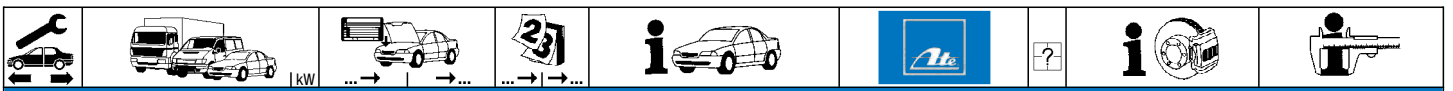
VOLKSWAGEN GOLF IV (98-05)

	1.9 TDI	96	04.01	10.03	PR: 1KK,1KS,1KV	13.0460-2894.2	602894		20961 17,4 /Zub/S 20961 17,4 /Zub/S Belagsatz-Zubehör	LUC LUC LUC		
	1.9 TDI	110	09.00	10.03	PR: 1KK,1KS,1KV	13.0470-2894.2	LD2894					
	1.9 TDI 4motion	66	07.98	06.01	PR: 1KE	13.0460-0072.2	610072					
	1.9 TDI 4motion	74	09.00	06.05	PR: 1KE							
	1.9 TDI 4motion	85	11.99	06.01	PR: 1KE							
	1.9 TDI 4motion	96	04.01	10.03	PR: 1KE							
	1.9 TDI 4motion	110	09.00	10.03	PR: 1KE							
	2.0	85	08.98	10.03	PR: 1KK,1KS,1KV							
	2.0 4motion	85	04.00	10.03	PR: 1KE							
	2.3 V5		10.97	10.03	PR: 1KK,1KS,1KV							
	2.3 V5 4motion		11.98	10.03	PR: 1KE							
	2.8 V6 4motion		01.99	10.03	PR: 1KE							
	3.2 R32 4motion		06.02	10.03	PR: 1KE							
	1.4		10.97	10.03	PR: 1KY	13.0460-2886.2	602886					20961 16,2 /S 20961 16,2 /S Belagsatz-Zubehör
1.6		10.97	10.03	PR: 1KY	13.0470-2886.2	LD2886						
1.6 FSI		01.02	10.03	PR: 1KY	13.0460-0072.2	610072						
1.8		10.97	10.03	PR: 1KY								
1.8 T GTI	132	10.97	10.03									
1.9 SDI	50	10.97	10.03	PR: 1KY								
1.9 TDI	66	10.97	06.01	PR: 1KY								
1.9 TDI	74	09.00	06.05	PR: 1KY								
1.9 TDI	81	10.97	10.03	PR: 1KY								
1.9 TDI	85	05.99	06.01	PR: 1KY								
1.9 TDI	96	04.01	10.03	PR: 1KY								
1.9 TDI	110	09.00	10.03	PR: 1KY								
2.0	85	08.98	10.03	PR: 1KY								
2.3 V5		10.97	10.03	PR: 1KY								
1.8 4motion	92	07.98	10.03	PR: 1KU,2EE,2EL	13.0460-2820.2	602820		20961 17,6 /S 20961 17,6 /S Belagsatz-Zubehör	LUC LUC LUC			
1.9 TDI 4motion	66	07.98	06.01	PR: 1KU,2EE,2EL	13.0470-2820.2	LD2820						
1.9 TDI 4motion	74	09.00	06.05	PR: 1KU,2EE,2EL	13.0460-0072.2	610072						
1.9 TDI 4motion	85	11.99	06.01	PR: 1KU,2EE,2EL								
1.9 TDI 4motion	96	04.01	10.03	PR: 1KU,2EE,2EL								
1.9 TDI 4motion	110	09.00	10.03	PR: 1KU,2EE,2EL								
2.0 4motion	85	04.00	10.03	PR: 1KU,2EE,2EL								
2.3 V5 4motion		11.98	10.03	PR: 1KU,2EE,2EL								
2.8 V6 4motion		01.99	10.03	PR: 1KU,2EE,2EL								
3.2 R32 4motion		06.02	10.03	PR: 1KU,2EE,2EL								
1.4		10.97	10.03	PR: 1KK,1KS,1KV	24.0109-0123.1	409123					230 9,0 7,0 +S +B 230 9,0 7,0 +S +B PD	
1.6		10.97	10.03	PR: 1KK,1KS,1KV	24.0309-0123.1	509123						
1.6 FSI		01.02	10.03	PR: 1KK,1KS,1KV								
1.8		10.97	10.03	PR: 1KK,1KS,1KV								
1.9 SDI	50	10.97	10.03	PR: 1KK,1KS,1KV								
1.9 TDI	66	10.97	06.01	PR: 1KK,1KS,1KV								
1.9 TDI	74	09.00	06.05	PR: 1KK,1KS,1KV								
1.9 TDI	81	10.97	10.03	PR: 1KK,1KS,1KV								
1.9 TDI	85	05.99	06.01	PR: 1KK,1KS,1KV								
1.9 TDI	96	04.01	10.03	PR: 1KK,1KS,1KV								
1.9 TDI	110	09.00	10.03	PR: 1KK,1KS,1KV								
2.0	85	08.98	10.03	PR: 1KK,1KS,1KV								
2.3 V5		10.97	10.03	PR: 1KK,1KS,1KV								
1.8 4motion	92	07.98	10.03	PR: 1KE	24.0109-0133.1	409133		239 8,9 7,0 +S +B 239 8,9 7,0 +S +B PD				
1.9 TDI 4motion	66	07.98	06.01	PR: 1KE	24.0309-0133.1	509133						
1.9 TDI 4motion	74	09.00	06.05	PR: 1KE								
1.9 TDI 4motion	85	11.99	06.01	PR: 1KE								
1.9 TDI 4motion	96	04.01	10.03	PR: 1KE								
1.9 TDI 4motion	110	09.00	10.03	PR: 1KE								
2.0 4motion	85	04.00	10.03	PR: 1KE								
2.3 V5 4motion		11.98	10.03	PR: 1KE								
1.4		10.97	10.03	PR: 1KY	24.0122-0163.1	422163					256 22,0 20,0 V L +B 256 22,0 20,0 V L +B PD	
1.6		10.97	10.03	PR: 1KY	24.0322-0163.1	522163						
1.6 FSI		01.02	10.03	PR: 1KY								
1.8		10.97	10.03	PR: 1KY								
1.8 T GTI	132	10.97	10.03									
1.9 SDI	50	10.97	10.03	PR: 1KY								
1.9 TDI	66	10.97	06.01	PR: 1KY								
1.9 TDI	74	09.00	06.05	PR: 1KY								
1.9 TDI	81	10.97	10.03	PR: 1KY								
1.9 TDI	85	05.99	06.01	PR: 1KY								
1.9 TDI	96	04.01	10.03	PR: 1KY								
1.9 TDI	110	09.00	10.03	PR: 1KY								
2.0	85	08.98	10.03	PR: 1KY								
2.3 V5		10.97	10.03	PR: 1KY								
2.3 V5 4motion		11.98	10.03	PR: 1KU,2EE,2EL								
2.8 V6 4motion		01.99	10.03	PR: 1KU,2EE,2EL								
3.2 R32 4motion		06.02	10.03	PR: 1KU,2EE,2EL								
	1.4		10.97	10.03		24.0741-1107.3	360042	2	Radsensor			
	1.6		10.97	10.03								
	1.6 FSI		01.02	10.03								
	1.8		10.97	10.03								
	1.8 T GTI	132	10.97	10.03								
	1.9 SDI	50	10.97	10.03								
	1.9 TDI	66	10.97	06.01								
	1.9 TDI	74	09.00	06.05								
1.9 TDI	81	10.97	10.03									
1.9 TDI	85	05.99	06.01									
1.9 TDI	96	04.01	10.03									
1.9 TDI	110	09.00	10.03									

												
VOLKSWAGEN GOLF IV (98-05)												
	2.0 2.3 V5	85		08.98 10.97	10.03 10.03		24.0741-1107.3	360042	2		Radsensor	
	1.8 4motion 1.9 TDI 4motion 1.9 TDI 4motion 1.9 TDI 4motion 1.9 TDI 4motion 1.9 TDI 4motion 2.0 4motion 2.3 V5 4motion 2.8 V6 4motion 3.2 R32 4motion	92 66 74 85 96 110 85		07.98 07.98 09.00 11.99 04.01 09.00 04.00 11.98 01.99 06.02	10.03 06.01 06.05 06.01 10.03 10.03 10.03 10.03 10.03 10.03		24.0711-1365.3	360172	2		Radsensor L=226	
VOLKSWAGEN GOLF IV Variant (99-06)												
	1.4 1.6 1.6 FSI 1.8 4motion 1.9 SDI 1.9 TDI 1.9 TDI 1.9 TDI 1.9 TDI 1.9 TDI 1.9 TDI 4motion 1.9 TDI 4motion 1.9 TDI 4motion 2.0 2.0 4motion 2.3 V5 2.3 V5 4motion 2.8 V6 4motion			05.99 05.99 01.02 05.99 05.99 09.00 05.99 05.99 04.01 05.99 09.00 11.99 05.99 04.00	06.06 06.06 06.06 06.06 06.06 06.06 06.06 06.06 06.06 06.06 06.06 06.06 06.06 06.06 06.06 06.06 06.06 06.06	PR: 1LR,1LS,1ZF,1ZP,1ZM PR: 1LR,1LS,1ZF,1ZP,1ZM PR: 1LR,1LS,1ZF,1ZP,1ZM PR: 1LR,1LS,1ZF,1ZP,1ZM PR: 1LR,1LS,1ZF,1ZP,1ZM PR: 1LR,1LS,1ZF,1ZP,1ZM PR: 1LR,1LS,1ZF,1ZP,1ZM PR: 1LR,1LS,1ZF,1ZP,1ZM PR: 1LR,1LS,1ZF,1ZP,1ZM PR: 1LR,1LS,1ZF,1ZP,1ZM PR: 1LR,1LS,1ZF,1ZP,1ZM PR: 1LR,1LS,1ZF,1ZP,1ZM PR: 1LR,1LS,1ZF,1ZP,1ZM PR: 1LR,1LS,1ZF,1ZP,1ZM PR: 1LR,1LS,1ZF,1ZP,1ZM PR: 1ZD,1ZE PR: 1ZD,1ZE PR: 1ZD,1ZE PR: 1ZD,1ZE PR: 1ZD,1ZE	13.0460-7117.2 13.0470-7117.2	607117 LD7117			23131 19,6 +/WK 23131 19,6 +/WK	VW VW
	1.8 T 1.9 TDI 1.9 TDI 4motion 2.3 V5 2.3 V5 4motion	110 96 96	1J-X-800000 1J-X-800000	05.00 04.01 04.01	06.06 06.06 06.06	PR: 1ZD,1ZE PR: 1ZD,1ZE PR: 1ZD,1ZE	13.0460-7122.2 13.0470-7122.2	607122 LD7122			23392 20,3 +/WK 23392 20,3 +/WK	ATE ATE
	1.4 1.6 1.6 FSI 1.8 4motion 1.9 SDI 1.9 TDI 1.9 TDI 1.9 TDI 1.9 TDI 1.9 TDI 1.9 TDI 4motion 1.9 TDI 4motion 1.9 TDI 4motion 2.0 2.0 4motion 1.8 T 1.9 TDI 1.9 TDI 4motion 2.3 V5 2.3 V5 4motion 2.8 V6 4motion	92		05.99 05.99 01.02 05.99 05.99 09.00 05.99 05.99 04.01 05.99 09.00 11.99 05.99 04.00	06.06 06.06 06.06 06.06 06.06 06.06 06.06 06.06 06.06 06.06 06.06 06.06 06.06 06.06 06.06 06.06 06.06 06.06 06.06 06.06	PR: 1LR,1LS,1ZF,1ZP,1ZM PR: 1LR,1LS,1ZF,1ZP,1ZM PR: 1LR,1LS,1ZF,1ZP,1ZM PR: 1LR,1LS,1ZF,1ZP,1ZM PR: 1LR,1LS,1ZF,1ZP,1ZM PR: 1LR,1LS,1ZF,1ZP,1ZM PR: 1LR,1LS,1ZF,1ZP,1ZM PR: 1LR,1LS,1ZF,1ZP,1ZM PR: 1LR,1LS,1ZF,1ZP,1ZM PR: 1LR,1LS,1ZF,1ZP,1ZM PR: 1LR,1LS,1ZF,1ZP,1ZM PR: 1LR,1LS,1ZF,1ZP,1ZM PR: 1LR,1LS,1ZF,1ZP,1ZM PR: 1LR,1LS,1ZF,1ZP,1ZM PR: 1ZD,1ZE PR: 1ZD,1ZE PR: 1ZD,1ZE PR: 1ZD,1ZE PR: 1ZD,1ZE	24.0122-0150.1 24.0322-0150.1	422150 522150			280 22,0 19,0 V L +S +B 280 22,0 19,0 V L +S +B PD	
	1.8 T 1.9 TDI 1.9 TDI 4motion 2.3 V5 2.3 V5 4motion 2.8 V6 4motion	110 96 96		05.00 04.01 04.01	06.06 06.06 06.06	PR: 1ZD,1ZE PR: 1ZD,1ZE PR: 1ZD,1ZE	24.0125-0113.1 24.0325-0113.1	425113 525113			288 25,0 22,0 V L +S +B 288 25,0 22,0 V L +S +B PD	
	1.4 1.6 1.6 FSI 1.8 4motion 1.8 T 1.9 SDI 1.9 TDI 1.9 TDI 1.9 TDI 1.9 TDI 1.9 TDI 1.9 TDI 4motion 1.9 TDI 4motion 1.9 TDI 4motion 1.9 TDI 4motion 2.0 2.0 4motion 2.3 V5 2.3 V5 4motion 2.8 V6 4motion	92 110		05.99 05.99 01.02 05.99 05.00 05.99 09.00 05.99 05.99 04.01 05.99 09.00 11.99 04.01 05.99 04.00 05.99 05.99 05.99	06.06 06.06 06.06 06.06 06.06 06.06 06.06 06.06 06.06 06.06 06.06 06.06 06.06 06.06 06.06 06.06 06.06 06.06 06.06	PR: 1KE,1KP,1KT PR: 1KE,1KP,1KT PR: 1KE,1KP,1KT PR: 1KE,1KP,1KT PR: 1KE,1KP,1KT PR: 1KE,1KP,1KT PR: 1KE,1KP,1KT PR: 1KE,1KP,1KT PR: 1KE,1KP,1KT PR: 1KE,1KP,1KT PR: 1KE,1KP,1KT PR: 1KE,1KP,1KT PR: 1KE,1KP,1KT PR: 1KE,1KP,1KT PR: 1KE,1KP,1KT PR: 1KE,1KP,1KT PR: 1KE,1KP,1KT PR: 1KE,1KP,1KT	24.0711-1361.3 24.0711-1362.3	360022 360023	<input checked="" type="checkbox"/> <input checked="" type="checkbox"/>		Radsensor Radsensor	
	1.4 1.6 1.6 FSI 1.8 4motion 1.8 T 1.9 SDI 1.9 TDI	92 110		05.99 05.99 01.02 05.99 05.00	06.06 06.06 06.06 06.06 06.06	PR: 1KE,1KP,1KT PR: 1KE,1KP,1KT PR: 1KE,1KP,1KT PR: 1KE,1KP,1KT PR: 1KE,1KP,1KT	13.0460-2894.2 13.0470-2894.2 13.0460-0072.2	602894 LD2894 610072			20961 17,4 /Zub/S 20961 17,4 /Zub/S Belagsatz-Zubehör	LUC LUC LUC

VOLKSWAGEN GOLF IV Variant (99-06)													
	1.9 TDI	74		09.00	06.06	PR: 1KE,1KP,1KT	13.0460-2894.2	602894					
	1.9 TDI	81		05.99	06.06	PR: 1KE,1KP,1KT	13.0470-2894.2	LD2894			20961 17,4 /Zub/S	LUC	
	1.9 TDI	85		05.99	06.06	PR: 1KE,1KP,1KT	13.0460-0072.2	610072			20961 17,4 /Zub/S	LUC	
	1.9 TDI	96		04.01	06.06	PR: 1KE,1KP,1KT					Belagsatz-Zubehör	LUC	
	1.9 TDI 4motion	66		05.99	06.06	PR: 1KE,1KP,1KT							
	1.9 TDI 4motion	74		09.00	06.06	PR: 1KE,1KP,1KT							
	1.9 TDI 4motion	85		11.99	06.06	PR: 1KE,1KP,1KT							
	1.9 TDI 4motion	96		04.01	06.06	PR: 1KE,1KP,1KT							
	2.0	85		05.99	06.06	PR: 1KE,1KP,1KT							
	2.0 4motion			04.00	06.06	PR: 1KE,1KP,1KT							
	2.3 V5			05.99	06.06	PR: 1KE,1KP,1KT							
	2.3 V5 4motion			05.99	06.06	PR: 1KE,1KP,1KT							
		1.8 4motion	92		05.99	06.06	PR: 2EE,2EL	13.0460-2820.2	602820			20961 17,6 /S	LUC
1.9 TDI 4motion		66		05.99	06.06	PR: 2EE,2EL	13.0470-2820.2	LD2820			20961 17,6 /S	LUC	
1.9 TDI 4motion		74		09.00	06.06	PR: 2EE,2EL							
1.9 TDI 4motion		85		11.99	06.06	PR: 2EE,2EL							
1.9 TDI 4motion		96		04.01	06.06	PR: 2EE,2EL							
2.0 4motion				04.00	06.06	PR: 2EE,2EL							
2.3 V5 4motion				05.99	06.06	PR: 2EE,2EL							
2.8 V6 4motion				05.99	06.06								
		1.4			05.99	06.06	PR: 1KP,1KT	24.0109-0123.1	409123			230 9,0 7,0 +S +B	
		1.6			05.99	06.06	PR: 1KP,1KT	24.0309-0123.1	509123			230 9,0 7,0 +S +B PD	
		1.6 FSI			01.02	06.06	PR: 1KP,1KT						
		1.8 T	110		05.00	06.06	PR: 1KP,1KT						
		1.9 SDI			05.99	06.06	PR: 1KP,1KT						
	1.9 TDI	66		05.99	06.06	PR: 1KP,1KT							
	1.9 TDI	74		09.00	06.06	PR: 1KP,1KT							
	1.9 TDI	81		05.99	06.06	PR: 1KP,1KT							
	1.9 TDI	85		05.99	06.06	PR: 1KP,1KT							
	1.9 TDI	96		04.01	06.06	PR: 1KP,1KT							
	2.0	85		05.99	06.06	PR: 1KP,1KT							
	2.3 V5			05.99	06.06	PR: 1KP,1KT							
		1.8 4motion	92		05.99	06.06	PR: 1KE	24.0109-0133.1	409133			239 8,9 7,0 +S +B	
1.9 TDI 4motion		66		05.99	06.06	PR: 1KE	24.0309-0133.1	509133			239 8,9 7,0 +S +B PD		
1.9 TDI 4motion		74		09.00	06.06	PR: 1KE							
1.9 TDI 4motion		85		11.99	06.06	PR: 1KE							
1.9 TDI 4motion		96		04.01	06.06	PR: 1KE							
2.0 4motion				04.00	06.06	PR: 1KE							
2.3 V5 4motion				05.99	06.06	PR: 1KE							
2.8 V6 4motion				05.99	06.06								
		1.8 4motion	92		05.99	06.06	PR: 2EE,2EL	24.0122-0163.1	422163			256 22,0 20,0 V L +B	
		1.9 TDI 4motion	66		05.99	06.06	PR: 2EE,2EL	24.0322-0163.1	522163			256 22,0 20,0 V L +B PD	
		1.9 TDI 4motion	74		09.00	06.06	PR: 2EE,2EL						
		1.9 TDI 4motion	85		11.99	06.06	PR: 2EE,2EL						
		1.9 TDI 4motion	96		04.01	06.06	PR: 2EE,2EL						
	2.0 4motion			04.00	06.06	PR: 2EE,2EL							
	2.3 V5 4motion			05.99	06.06	PR: 2EE,2EL							
		1.4			05.99	06.06		24.0741-1107.3	360042	2			Radsensor
		1.6			05.99	06.06							
		1.6 FSI			01.02	06.06							
		1.8 T	110		05.00	06.06							
		1.9 SDI			05.99	06.06							
		1.9 TDI	66		05.99	06.06							
1.9 TDI		74		09.00	06.06								
1.9 TDI		81		05.99	06.06								
1.9 TDI		85		05.99	06.06								
1.9 TDI		96		04.01	06.06								
2.0		85		05.99	06.06								
2.3 V5				05.99	06.06								
		1.8 4motion	92		05.99	06.06		24.0711-1365.3	360172	2			Radsensor L=226
	1.9 TDI 4motion	66		05.99	06.06								
	1.9 TDI 4motion	74		09.00	06.06								
	1.9 TDI 4motion	85		11.99	06.06								
	1.9 TDI 4motion	96		04.01	06.06								
	2.0 4motion			04.00	06.06								
	2.3 V5 4motion			05.99	06.06								
	2.8 V6 4motion			05.99	06.06								
	VOLKSWAGEN GOLF V (03-08)												
		1.4 16V			10.03	09.08	PR: 1ZF,1ZM,1ZC	13.0460-7117.2	607117			23131 19,6 +/WK	VW
		1.4 FSI	66		10.03	09.08	PR: 1ZF,1ZM,1ZC	13.0470-7117.2	LD7117			23131 19,6 +/WK	VW
		1.4 TSI	90		05.07	09.08	PR: 1ZF,1ZM,1ZC						
		1.4 TSI	103		05.06	09.08	PR: 1ZF,1ZM,1ZC						
1.4 TSI		125		11.05	09.08	PR: 1ZF,1ZM,1ZC							
1.6 16V		75		01.04	09.08	PR: 1ZF,1ZM,1ZC							
1.6 FSI		85		10.03	09.08	PR: 1ZF,1ZM,1ZC							
1.9 TDI		66		05.04	09.08	PR: 1ZF,1ZM,1ZC							
1.9 TDI		77		10.03	09.08	PR: 1ZF,1ZM,1ZC							
1.9 TDI 4motion		77		08.04	09.08	PR: 1ZF,1ZM,1ZC							
2.0 FSI		110		10.03	09.08	PR: 1ZF,1ZM,1ZC							
2.0 FSI 4motion		110		08.04	09.08	PR: 1ZF,1ZM,1ZC							
2.0 GTI		147		09.04	09.08	PR: 1ZF,1ZM,1ZC							
2.0 GTI		169		09.06	09.08	PR: 1ZF,1ZM,1ZC							
2.0 SDI		55		01.04	09.08	PR: 1ZF,1ZM,1ZC							
2.0 TDI		100		10.03	09.08	PR: 1ZF,1ZM,1ZC							
2.0 TDI		103		10.03	09.08	PR: 1ZF,1ZM,1ZC							
2.0 TDI		125		11.05	09.08	PR: 1ZF,1ZM,1ZC							

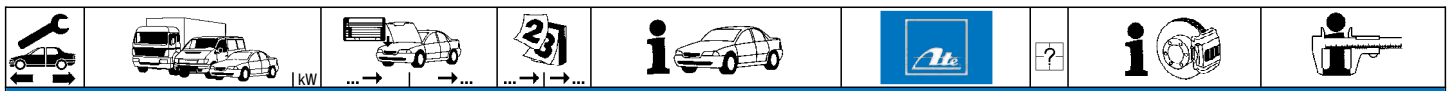




VOLKSWAGEN GOLF V (03-08)




	2.0 TDI 4motion	103	08.04	09.08	PR: 1ZF,1ZM,1ZC	13.0460-7117.2	607117		23131 19,6 +/WK	VW
	3.2 R32	184	11.05	09.08	PR: 1ZF,1ZM,1ZC	13.0470-7117.2	LD7117		23131 19,6 +/WK	VW
	1.4 16V		10.03	09.08	PR: 1LJ,1LL,1LV,1ZD,1ZP,1ZE	13.0460-7184.2	607184		23587 20,6 +/WK	ATE
	1.4 FSI	66	10.03	09.08	PR: 1LJ,1LL,1LV,1ZD,1ZP,1ZE	13.0470-7184.2	LD7184		23587 20,6 +/WK	ATE
	1.4 TSI	90	05.07	09.08	PR: 1LJ,1LL,1LV,1ZD,1ZP,1ZE					
	1.4 TSI	103	05.06	09.08	PR: 1LJ,1LL,1LV,1ZD,1ZP,1ZE					
	1.4 TSI	125	11.05	09.08	PR: 1LJ,1LL,1LV,1ZD,1ZP,1ZE					
	1.6 16V	75	01.04	09.08	PR: 1LJ,1LL,1LV,1ZD,1ZP,1ZE					
	1.6 FSI	85	10.03	09.08	PR: 1LJ,1LL,1LV,1ZD,1ZP,1ZE					
	1.9 TDI	66	05.04	09.08	PR: 1LJ,1LL,1LV,1ZD,1ZP,1ZE					
	1.9 TDI	77	10.03	09.08	PR: 1LJ,1LL,1LV,1ZD,1ZP,1ZE					
	1.9 TDI 4motion	77	08.04	09.08	PR: 1LJ,1LL,1LV,1ZD,1ZP,1ZE					
	2.0 FSI	110	10.03	09.08	PR: 1LJ,1LL,1LV,1ZD,1ZP,1ZE					
	2.0 FSI 4motion	110	08.04	09.08	PR: 1LJ,1LL,1LV,1ZD,1ZP,1ZE					
	2.0 GTI	147	09.04	09.08	PR: 1LJ,1LL,1LV,1ZD,1ZP,1ZE					
	2.0 GTI	169	09.06	09.08	PR: 1LJ,1LL,1LV,1ZD,1ZP,1ZE					
	2.0 SDI	55	01.04	09.08	PR: 1LJ,1LL,1LV,1ZD,1ZP,1ZE					
	2.0 TDI	100	10.03	09.08	PR: 1LJ,1LL,1LV,1ZD,1ZP,1ZE					
	2.0 TDI	103	10.03	09.08	PR: 1LJ,1LL,1LV,1ZD,1ZP,1ZE					
	2.0 TDI	125	11.05	09.08	PR: 1LJ,1LL,1LV,1ZD,1ZP,1ZE					
	2.0 TDI 4motion	103	08.04	09.08	PR: 1LJ,1LL,1LV,1ZD,1ZP,1ZE					
	3.2 R32	184	11.05	09.08	PR: 1LJ,1LL,1LV,1ZD,1ZP,1ZE					
	1.4 16V		10.03	09.08	PR: 1LK,1LM	13.0460-7200.2	607200		23801 20,3 +/WK	ATE
	1.4 FSI	66	10.03	09.08	PR: 1LK,1LM	13.0470-7200.2	LD7200		23801 20,3 +/WK	ATE
	1.4 TSI	90	05.07	09.08	PR: 1LK,1LM					
	1.4 TSI	103	05.06	09.08	PR: 1LK,1LM					
	1.4 TSI	125	11.05	09.08	PR: 1LK,1LM					
	1.6 16V	75	01.04	09.08	PR: 1LK,1LM					
	1.6 FSI	85	10.03	09.08	PR: 1LK,1LM					
	1.9 TDI	66	05.04	09.08	PR: 1LK,1LM					
	1.9 TDI	77	10.03	09.08	PR: 1LK,1LM					
	1.9 TDI 4motion	77	08.04	09.08	PR: 1LK,1LM					
	2.0 FSI	110	10.03	09.08	PR: 1LK,1LM					
	2.0 FSI 4motion	110	08.04	09.08	PR: 1LK,1LM					
	2.0 GTI	147	09.04	09.08	PR: 1LK,1LM					
	2.0 GTI	169	09.06	09.08	PR: 1LK,1LM					
	2.0 SDI	55	01.04	09.08	PR: 1LK,1LM					
	2.0 TDI	100	10.03	09.08	PR: 1LK,1LM					
	2.0 TDI	103	10.03	09.08	PR: 1LK,1LM					
	2.0 TDI	125	11.05	09.08	PR: 1LK,1LM					
	2.0 TDI 4motion	103	08.04	09.08	PR: 1LK,1LM					
	3.2 R32	184	11.05	09.08	PR: 1LK,1LM					
	1.4 16V		10.03	09.08	PR: 1ZF,1ZM,1ZC	24.0122-0210.1	422210		280 22,0 19,0 V L +S +B	
	1.4 FSI	66	10.03	09.08	PR: 1ZF,1ZM,1ZC	24.0322-0210.1	522210		280 22,0 19,0 V L +S +B PD	
	1.4 TSI	90	05.07	09.08	PR: 1ZF,1ZM,1ZC					
	1.4 TSI	103	05.06	09.08	PR: 1ZF,1ZM,1ZC					
	1.4 TSI	125	11.05	09.08	PR: 1ZF,1ZM,1ZC					
	1.6 16V	75	01.04	09.08	PR: 1ZF,1ZM,1ZC					
	1.6 FSI	85	10.03	09.08	PR: 1ZF,1ZM,1ZC					
	1.9 TDI	66	05.04	09.08	PR: 1ZF,1ZM,1ZC					
	1.9 TDI	77	10.03	09.08	PR: 1ZF,1ZM,1ZC					
	1.9 TDI 4motion	77	08.04	09.08	PR: 1ZF,1ZM,1ZC					
	2.0 FSI	110	10.03	09.08	PR: 1ZF,1ZM,1ZC					
	2.0 FSI 4motion	110	08.04	09.08	PR: 1ZF,1ZM,1ZC					
	2.0 GTI	147	09.04	09.08	PR: 1ZF,1ZM,1ZC					
	2.0 GTI	169	09.06	09.08	PR: 1ZF,1ZM,1ZC					
	2.0 SDI	55	01.04	09.08	PR: 1ZF,1ZM,1ZC					
	2.0 TDI	100	10.03	09.08	PR: 1ZF,1ZM,1ZC					
	2.0 TDI	103	10.03	09.08	PR: 1ZF,1ZM,1ZC					
	2.0 TDI	125	11.05	09.08	PR: 1ZF,1ZM,1ZC					
	2.0 TDI 4motion	103	08.04	09.08	PR: 1ZF,1ZM,1ZC					
	3.2 R32	184	11.05	09.08	PR: 1ZF,1ZM,1ZC					
	1.4 16V		10.03	09.08	PR: 1ZE,1ZP	24.0125-0145.1	425145		288 25,0 22,0 V L +S +B	
	1.4 FSI	66	10.03	09.08	PR: 1ZE,1ZP	24.0325-0145.1	525145		288 25,0 22,0 V L +S +B PD	
	1.4 TSI	90	05.07	09.08	PR: 1ZE,1ZP					
	1.4 TSI	103	05.06	09.08	PR: 1ZE,1ZP					
	1.4 TSI	125	11.05	09.08	PR: 1ZE,1ZP					
	1.6 16V	75	01.04	09.08	PR: 1ZE,1ZP					
	1.6 FSI	85	10.03	09.08	PR: 1ZE,1ZP					
	1.9 TDI	66	05.04	09.08	PR: 1ZE,1ZP					
	1.9 TDI	77	10.03	09.08	PR: 1ZE,1ZP					
	1.9 TDI 4motion	77	08.04	09.08	PR: 1ZE,1ZP					
	2.0 FSI	110	10.03	09.08	PR: 1ZE,1ZP					
	2.0 FSI 4motion	110	08.04	09.08	PR: 1ZE,1ZP					
	2.0 GTI	147	09.04	09.08	PR: 1ZE,1ZP					
	2.0 GTI	169	09.06	09.08	PR: 1ZE,1ZP					
	2.0 SDI	55	01.04	09.08	PR: 1ZE,1ZP					
	2.0 TDI	100	10.03	09.08	PR: 1ZE,1ZP					
	2.0 TDI	103	10.03	09.08	PR: 1ZE,1ZP					
	2.0 TDI	125	11.05	09.08	PR: 1ZE,1ZP					
	2.0 TDI 4motion	103	08.04	09.08	PR: 1ZE,1ZP					
	3.2 R32	184	11.05	09.08	PR: 1ZE,1ZP					
	1.4 16V		10.03	09.08	PR: 1LJ,1LL,1LV,1ZD	24.0125-0158.1	425158		312 25,0 22,0 V L +S +B	
	1.4 FSI	66	10.03	09.08	PR: 1LJ,1LL,1LV,1ZD	24.0325-0158.1	525158		312 25,0 22,0 V L +S +B PD	
	1.4 TSI	90	05.07	09.08	PR: 1LJ,1LL,1LV,1ZD					
	1.4 TSI	103	05.06	09.08	PR: 1LJ,1LL,1LV,1ZD					

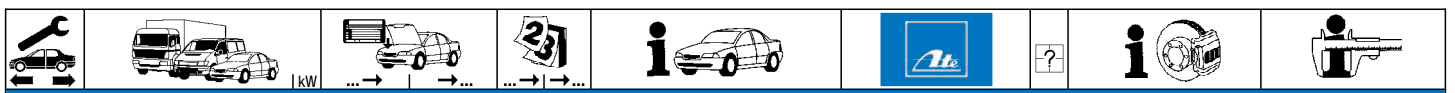




VOLKSWAGEN GOLF V (03-08)

	1.4 TSI	125		11.05	09.08	PR: 1LJ,1LL,1LV,1ZD	24.0125-0158.1	425158		312 25,0 22,0 V L +S +B	
	1.6 16V	75		01.04	09.08	PR: 1LJ,1LL,1LV,1ZD	24.0325-0158.1	525158		312 25,0 22,0 V L +S +B PD	
	1.6 FSI	85		10.03	09.08	PR: 1LJ,1LL,1LV,1ZD					
	1.9 TDI	66		05.04	09.08	PR: 1LJ,1LL,1LV,1ZD					
	1.9 TDI	77		10.03	09.08	PR: 1LJ,1LL,1LV,1ZD					
	1.9 TDI 4motion	77		08.04	09.08	PR: 1LJ,1LL,1LV,1ZD					
	2.0 FSI	110		10.03	09.08	PR: 1LJ,1LL,1LV,1ZD					
	2.0 FSI 4motion	110		08.04	09.08	PR: 1LJ,1LL,1LV,1ZD					
	2.0 GTI	147		09.04	09.08	PR: 1LJ,1LL,1LV,1ZD					
	2.0 GTI	169		09.06	09.08	PR: 1LJ,1LL,1LV,1ZD					
	2.0 SDI	55		01.04	09.08	PR: 1LJ,1LL,1LV,1ZD					
	2.0 TDI	100		10.03	09.08	PR: 1LJ,1LL,1LV,1ZD					
	2.0 TDI	103		10.03	09.08	PR: 1LJ,1LL,1LV,1ZD					
	2.0 TDI	125		11.05	09.08	PR: 1LJ,1LL,1LV,1ZD					
	2.0 TDI 4motion	103		08.04	09.08	PR: 1LJ,1LL,1LV,1ZD					
	3.2 R32	184		11.05	09.08	PR: 1LJ,1LL,1LV,1ZD					
	1.4 16V			10.03	09.08	PR: 1LK,1LM	24.0130-0115.1	430115		345 30,0 27,0 V L +B	
	1.4 FSI	66		10.03	09.08	PR: 1LK,1LM	24.0330-0115.1	530115		345 30,0 27,0 V L +B PD	
	1.4 TSI	90		05.07	09.08	PR: 1LK,1LM					
1.4 TSI	103		05.06	09.08	PR: 1LK,1LM						
1.4 TSI	125		11.05	09.08	PR: 1LK,1LM						
1.6 16V	75		01.04	09.08	PR: 1LK,1LM						
1.6 FSI	85		10.03	09.08	PR: 1LK,1LM						
1.9 TDI	66		05.04	09.08	PR: 1LK,1LM						
1.9 TDI	77		10.03	09.08	PR: 1LK,1LM						
1.9 TDI 4motion	77		08.04	09.08	PR: 1LK,1LM						
2.0 FSI	110		10.03	09.08	PR: 1LK,1LM						
2.0 FSI 4motion	110		08.04	09.08	PR: 1LK,1LM						
2.0 GTI	147		09.04	09.08	PR: 1LK,1LM						
2.0 GTI	169		09.06	09.08	PR: 1LK,1LM						
2.0 SDI	55		01.04	09.08	PR: 1LK,1LM						
2.0 TDI	100		10.03	09.08	PR: 1LK,1LM						
2.0 TDI	103		10.03	09.08	PR: 1LK,1LM						
2.0 TDI	125		11.05	09.08	PR: 1LK,1LM						
2.0 TDI 4motion	103		08.04	09.08	PR: 1LK,1LM						
3.2 R32	184		11.05	09.08	PR: 1LK,1LM						
	1.4 16V		10.03	09.08		24.0711-5271.3	360301			Radsensor	
	1.4 FSI	66	10.03	09.08		24.0711-5272.3	360302			Radsensor	
	1.4 TSI	90	05.07	09.08							
	1.4 TSI	103	05.06	09.08							
	1.4 TSI	125	11.05	09.08							
	1.6 16V	75	01.04	09.08							
	1.6 FSI	85	10.03	09.08							
	1.9 TDI	66	05.04	09.08							
	1.9 TDI	77	10.03	09.08							
	1.9 TDI 4motion	77	08.04	09.08							
	2.0 FSI	110	10.03	09.08							
	2.0 FSI 4motion	110	08.04	09.08							
	2.0 GTI	147	09.04	09.08							
	2.0 GTI	169	09.06	09.08							
	2.0 SDI	55	01.04	09.08							
	2.0 TDI	100	10.03	09.08							
	2.0 TDI	103	10.03	09.08							
	2.0 TDI	125	11.05	09.08							
	2.0 TDI 4motion	103	08.04	09.08							
3.2 R32	184	11.05	09.08								
	1.4 16V		10.03	09.08	PR: 1KD,1KQ	13.0460-2820.2	602820			20961 17,6 /S LUC	
	1.4 FSI	66	10.03	09.08	PR: 1KD,1KQ	13.0470-2820.2	LD2820			20961 17,6 /S LUC	
	1.4 TSI	90	05.07	09.08	PR: 1KD,1KQ	13.0460-0072.2	610072			Belagsatz-Zubehör LUC	
	1.4 TSI	103	05.06	09.08	PR: 1KD,1KQ						
	1.4 TSI	125	11.05	09.08	PR: 1KD,1KQ						
	1.6 16V	75	01.04	09.08	PR: 1KD,1KQ						
	1.6 FSI	85	10.03	09.08	PR: 1KD,1KQ						
	1.9 TDI	66	05.04	09.08	PR: 1KD,1KQ						
	1.9 TDI	77	10.03	09.08	PR: 1KD,1KQ						
	2.0 FSI	110	10.03	09.08	PR: 1KD,1KQ						
	2.0 GTI	147	09.04	09.08	PR: 1KD,1KQ						
	2.0 GTI	169	09.06	09.08	PR: 1KD,1KQ						
	2.0 SDI	55	01.04	09.08	PR: 1KD,1KQ						
	2.0 TDI	100	10.03	09.08	PR: 1KD,1KQ						
	2.0 TDI	103	10.03	09.08	PR: 1KD,1KQ						
	2.0 TDI	125	11.05	09.08	PR: 1KD,1KQ						
	1.4 16V			10.03	09.08	PR: 1KY,1KZ,1KF,1KE,2EL	13.0460-2880.2	602880			23914 17,1 /WE/Zub/S LUC
	1.4 FSI	66	10.03	09.08	PR: 1KY,1KZ,1KF,1KE,2EL	13.0470-2880.2	LD2880			23914 17,1 /WE/Zub/S LUC	
	1.4 TSI	90	05.07	09.08	PR: 1KY,1KZ,1KF,1KE,2EL	13.0460-0259.2	610259			Belagsatz-Zubehör	
1.4 TSI	103	05.06	09.08	PR: 1KY,1KZ,1KF,1KE,2EL							
1.4 TSI	125	11.05	09.08	PR: 1KY,1KZ,1KF,1KE,2EL							
1.6 16V	75	01.04	09.08	PR: 1KY,1KZ,1KF,1KE,2EL							
1.6 FSI	85	10.03	09.08	PR: 1KY,1KZ,1KF,1KE,2EL							
1.9 TDI	66	05.04	09.08	PR: 1KY,1KZ,1KF,1KE,2EL							
1.9 TDI	77	10.03	09.08	PR: 1KY,1KZ,1KF,1KE,2EL							
1.9 TDI 4motion	77	08.04	09.08	PR: 1KY,1KZ,1KF,1KE,2EL							
2.0 FSI	110	10.03	09.08	PR: 1KY,1KZ,1KF,1KE,2EL							
2.0 FSI 4motion	110	08.04	09.08	PR: 1KY,1KZ,1KF,1KE,2EL							
2.0 GTI	147	09.04	09.08	PR: 1KY,1KZ,1KF,1KE,2EL							
2.0 GTI	169	09.06	09.08	PR: 1KY,1KZ,1KF,1KE,2EL							
2.0 SDI	55	01.04	09.08	PR: 1KY,1KZ,1KF,1KE,2EL							

VOLKSWAGEN GOLF V (03-08)													
	2.0 TDI	100	10.03	09.08	PR: 1KY,1KZ,1KF,1KE,2EL	13.0460-2880.2	602880					23914 17,1 /WE/Zub/S	LUC
	2.0 TDI	103	10.03	09.08	PR: 1KY,1KZ,1KF,1KE,2EL	13.0470-2880.2	LD2880					23914 17,1 /WE/Zub/S	LUC
	2.0 TDI 4motion	103	08.04	09.08	PR: 1KY,1KZ,1KF,1KE,2EL	13.0460-0259.2	610259					Belagsatz-Zubehör	
	3.2 R32	184	11.05	09.08	PR: 1KY,1KZ,1KF,1KE,2EL								
	1.4 16V		10.03	09.08	PR: 1KV	13.0460-2749.2	602749					24483 16,9 /Zub/S	LUC
	1.4 FSI	66	10.03	09.08	PR: 1KV	13.0470-2749.2	LD2749					24483 16,9 /Zub/S	LUC
	1.4 TSI	90	05.07	09.08	PR: 1KV	13.0460-0259.2	610259					Belagsatz-Zubehör	
	1.4 TSI	103	05.06	09.08	PR: 1KV								
	1.4 TSI	125	11.05	09.08	PR: 1KV								
	1.6 16V	75	01.04	09.08	PR: 1KV								
	1.6 FSI	85	10.03	09.08	PR: 1KV								
	1.9 TDI	66	05.04	09.08	PR: 1KV								
	1.9 TDI	77	10.03	09.08	PR: 1KV								
	1.9 TDI 4motion	77	08.04	09.08	PR: 1KV								
	2.0 FSI	110	10.03	09.08	PR: 1KV								
	2.0 FSI 4motion	110	08.04	09.08	PR: 1KV								
	2.0 GTI	147	09.04	09.08	PR: 1KV								
2.0 GTI	169	09.06	09.08	PR: 1KV									
2.0 SDI	55	01.04	09.08	PR: 1KV									
2.0 TDI	100	10.03	09.08	PR: 1KV									
2.0 TDI	103	10.03	09.08	PR: 1KV									
2.0 TDI 4motion	103	08.04	09.08	PR: 1KV									
3.2 R32	184	11.05	09.08	PR: 1KV									
	1.4 16V		10.03	09.08	PR: 1KD,1KQ	24.0110-0277.1	410277					253 10,0 8,0 +S +B	
	1.4 FSI	66	10.03	09.08	PR: 1KD,1KQ	24.0310-0277.1	510277					253 10,0 8,0 +S +B PD	
	1.4 TSI	90	05.07	09.08	PR: 1KD,1KQ								
	1.4 TSI	103	05.06	09.08	PR: 1KD,1KQ								
	1.4 TSI	125	11.05	09.08	PR: 1KD,1KQ								
	1.6 16V	75	01.04	09.08	PR: 1KD,1KQ								
	1.6 FSI	85	10.03	09.08	PR: 1KD,1KQ								
	1.9 TDI	66	05.04	09.08	PR: 1KD,1KQ								
	1.9 TDI	77	10.03	09.08	PR: 1KD,1KQ								
	2.0 FSI	110	10.03	09.08	PR: 1KD,1KQ								
	2.0 GTI	147	09.04	09.08	PR: 1KD,1KQ								
	2.0 GTI	169	09.06	09.08	PR: 1KD,1KQ								
	2.0 SDI	55	01.04	09.08	PR: 1KD,1KQ								
	2.0 TDI	100	10.03	09.08	PR: 1KD,1KQ								
	2.0 TDI	103	10.03	09.08	PR: 1KD,1KQ								
	2.0 TDI	125	11.05	09.08	PR: 1KD,1KQ								
		1.4 16V		10.03	09.08	PR: 1KE,1KF	24.0112-0158.1	412158					256 12,0 10,0 +B
1.4 FSI		66	10.03	09.08	PR: 1KE,1KF	24.0312-0158.1	512158					256 12,0 10,0 +B PD	
1.4 TSI		90	05.07	09.08	PR: 1KE,1KF								
1.4 TSI		103	05.06	09.08	PR: 1KE,1KF								
1.4 TSI		125	11.05	09.08	PR: 1KE,1KF								
1.6 16V		75	01.04	09.08	PR: 1KE,1KF								
1.6 FSI		85	10.03	09.08	PR: 1KE,1KF								
1.9 TDI		66	05.04	09.08	PR: 1KE,1KF								
1.9 TDI		77	10.03	09.08	PR: 1KE,1KF								
1.9 TDI 4motion		77	08.04	09.08	PR: 1KE,1KF								
2.0 FSI		110	10.03	09.08	PR: 1KE,1KF								
2.0 FSI 4motion		110	08.04	09.08	PR: 1KE,1KF								
2.0 GTI		147	09.04	09.08	PR: 1KE,1KF								
2.0 GTI		169	09.06	09.08	PR: 1KE,1KF								
2.0 SDI		55	01.04	09.08	PR: 1KE,1KF								
2.0 TDI		100	10.03	09.08	PR: 1KE,1KF								
2.0 TDI		103	10.03	09.08	PR: 1KE,1KF								
2.0 TDI	125	11.05	09.08	PR: 1KE,1KF									
2.0 TDI 4motion	103	08.04	09.08	PR: 1KE,1KF									
3.2 R32	184	11.05	09.08	PR: 1KE,1KF									
	1.4 16V		10.03	09.08	PR: 1KY,1KZ,1KV	24.0112-0169.1	412169					282 12,0 10,0 +S +B	
	1.4 FSI	66	10.03	09.08	PR: 1KY,1KZ,1KV								
	1.4 TSI	90	05.07	09.08	PR: 1KY,1KZ,1KV								
	1.4 TSI	103	05.06	09.08	PR: 1KY,1KZ,1KV								
	1.4 TSI	125	11.05	09.08	PR: 1KY,1KZ,1KV								
	1.6 16V	75	01.04	09.08	PR: 1KY,1KZ,1KV								
	1.6 FSI	85	10.03	09.08	PR: 1KY,1KZ,1KV								
	1.9 TDI	66	05.04	09.08	PR: 1KY,1KZ,1KV								
	1.9 TDI	77	10.03	09.08	PR: 1KY,1KZ,1KV								
	2.0 FSI	110	10.03	09.08	PR: 1KY,1KZ,1KV								
	2.0 GTI	147	09.04	09.08	PR: 1KY,1KZ,1KV								
	2.0 GTI	169	09.06	09.08	PR: 1KY,1KZ,1KV								
	2.0 SDI	55	01.04	09.08	PR: 1KY,1KZ,1KV								
	2.0 TDI	100	10.03	09.08	PR: 1KY,1KZ,1KV								
	2.0 TDI	103	10.03	09.08	PR: 1KY,1KZ,1KV								
	2.0 TDI	125	11.05	09.08	PR: 1KY,1KZ,1KV								
		1.9 TDI 4motion	77	08.04	09.08	PR: 2EL	24.0122-0219.1	422219					310 22,0 20,0 V L +B
2.0 FSI 4motion		110	08.04	09.08	PR: 2EL								
2.0 TDI 4motion		103	08.04	09.08	PR: 2EL								
3.2 R32		184	11.05	09.08	PR: 2EL								
	1.4 16V		10.03	09.08		24.0711-6231.3	360305					Radsensor	
	1.4 FSI	66	10.03	09.08		24.0711-6232.3	360306					Radsensor	
	1.4 TSI	90	05.07	09.08									
	1.4 TSI	103	05.06	09.08									
	1.4 TSI	125	11.05	09.08									
	1.6 16V	75	01.04	09.08									
	1.6 FSI	85	10.03	09.08									
1.9 TDI	66	05.04	09.08										



















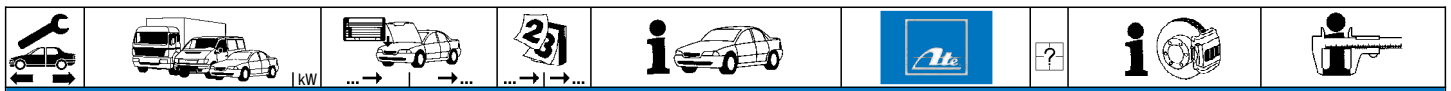
VOLKSWAGEN GOLF V (03-08)

	1.9 TDI	77		10.03	09.08		24.0711-6231.3	360305			Radsensor			
	2.0 FSI	110		10.03	09.08		24.0711-6232.3	360306						
	2.0 GTI	147		09.04	09.08									
	2.0 GTI	169		09.06	09.08									
	2.0 SDI	55		01.04	09.08									
	2.0 TDI	100		10.03	09.08									
	2.0 TDI	103		10.03	09.08									
	2.0 TDI	125		11.05	09.08									
	1.9 TDI 4motion	77		08.04	09.08		24.0711-5271.3	360301						Radsensor
	2.0 FSI 4motion	110		08.04	09.08		24.0711-5272.3	360302						
2.0 TDI 4motion	103		08.04	09.08										
3.2 R32	184		11.05	09.08										

VOLKSWAGEN GOLF V Variant (07-09)






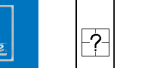





	1.4	59		06.07	06.09	PR: 1ZM	13.0460-7117.2	607117			23131 19,6 +/WK	VW
	1.4 TSI	90		06.07	06.09	PR: 1ZM	13.0470-7117.2	LD7117			23131 19,6 +/WK	VW
	1.4 TSI	103		05.07	06.09	PR: 1ZM						
	1.4 TSI	118		07.08	06.09	PR: 1ZM						
	1.4 TSI	125		05.07	06.09	PR: 1ZM						
	1.6	75		05.07	06.09	PR: 1ZM						
	1.9 TDI	77		05.07	06.09	PR: 1ZM						
	1.9 TDI 4motion	77		12.07	06.09	PR: 1ZM						
	2.0	147		06.07	06.09	PR: 1ZM						
	2.0 TDI	147		05.07	06.09	PR: 1ZM						
	1.4	59		06.07	06.09	PR: 1LJ,1ZD,1ZE,1ZP	13.0460-7184.2	607184			23587 20,6 +/WK	ATE
	1.4 TSI	90		06.07	06.09	PR: 1LJ,1ZD,1ZE,1ZP	13.0470-7184.2	LD7184			23587 20,6 +/WK	ATE
	1.4 TSI	103		05.07	06.09	PR: 1LJ,1ZD,1ZE,1ZP						
	1.4 TSI	118		07.08	06.09	PR: 1LJ,1ZD,1ZE,1ZP						
	1.4 TSI	125		05.07	06.09	PR: 1LJ,1ZD,1ZE,1ZP						
	1.6	75		05.07	06.09	PR: 1LJ,1ZD,1ZE,1ZP						
	1.9 TDI	77		05.07	06.09	PR: 1LJ,1ZD,1ZE,1ZP						
	1.9 TDI 4motion	77		12.07	06.09	PR: 1LJ,1ZD,1ZE,1ZP						
	2.0	147		06.07	06.09	PR: 1LJ,1ZD,1ZE,1ZP						
	2.0 TDI	147		05.07	06.09	PR: 1LJ,1ZD,1ZE,1ZP						
	1.4	59		06.07	06.09	PR: 1ZM	24.0122-0210.1	422210			280 22,0 19,0 V L +S +B	
	1.4 TSI	90		06.07	06.09	PR: 1ZM	24.0322-0210.1	522210			280 22,0 19,0 V L +S +B PD	
	1.4 TSI	103		05.07	06.09	PR: 1ZM						
	1.4 TSI	118		07.08	06.09	PR: 1ZM						
	1.4 TSI	125		05.07	06.09	PR: 1ZM						
	1.6	75		05.07	06.09	PR: 1ZM						
	1.9 TDI	77		05.07	06.09	PR: 1ZM						
	1.9 TDI 4motion	77		12.07	06.09	PR: 1ZM						
	2.0	147		06.07	06.09	PR: 1ZM						
	2.0 TDI	147		05.07	06.09	PR: 1ZM						
	1.4	59		06.07	06.09	PR: 1ZE,1ZP	24.0125-0145.1	425145			288 25,0 22,0 V L +S +B	
	1.4 TSI	90		06.07	06.09	PR: 1ZE,1ZP	24.0325-0145.1	525145			288 25,0 22,0 V L +S +B PD	
	1.4 TSI	103		05.07	06.09	PR: 1ZE,1ZP						
	1.4 TSI	118		07.08	06.09	PR: 1ZE,1ZP						
	1.4 TSI	125		05.07	06.09	PR: 1ZE,1ZP						
	1.6	75		05.07	06.09	PR: 1ZE,1ZP						
	1.9 TDI	77		05.07	06.09	PR: 1ZE,1ZP						
	1.9 TDI 4motion	77		12.07	06.09	PR: 1ZE,1ZP						
	2.0	147		06.07	06.09	PR: 1ZE,1ZP						
	2.0 TDI	147		05.07	06.09	PR: 1ZE,1ZP						
	1.4	59		06.07	06.09	PR: 1LJ,1ZD	24.0125-0158.1	425158			312 25,0 22,0 V L +S +B	
	1.4 TSI	90		06.07	06.09	PR: 1LJ,1ZD	24.0325-0158.1	525158			312 25,0 22,0 V L +S +B PD	
	1.4 TSI	103		05.07	06.09	PR: 1LJ,1ZD						
	1.4 TSI	118		07.08	06.09	PR: 1LJ,1ZD						
	1.4 TSI	125		05.07	06.09	PR: 1LJ,1ZD						
	1.6	75		05.07	06.09	PR: 1LJ,1ZD						
	1.9 TDI	77		05.07	06.09	PR: 1LJ,1ZD						
	1.9 TDI 4motion	77		12.07	06.09	PR: 1LJ,1ZD						
	2.0	147		06.07	06.09	PR: 1LJ,1ZD						
	2.0 TDI	147		05.07	06.09	PR: 1LJ,1ZD						
	1.4	59		06.07	06.09		24.0711-5271.3	360301			Radsensor	
	1.4 TSI	90		06.07	06.09		24.0711-5272.3	360302			Radsensor	
	1.4 TSI	103		05.07	06.09							
	1.4 TSI	118		07.08	06.09							
	1.4 TSI	125		05.07	06.09							
	1.6	75		05.07	06.09							
	1.9 TDI	77		05.07	06.09							
	1.9 TDI 4motion	77		12.07	06.09							
	2.0	147		06.07	06.09							
	2.0 TDI	147		05.07	06.09							
	1.4	59		06.07	06.09	PR: 1KE,1KF,1KJ	13.0460-2880.2	602880			23914 17,1 /WE/Zub/S	LUC
	1.4 TSI	90		06.07	06.09	PR: 1KE,1KF,1KJ	13.0470-2880.2	LD2880			23914 17,1 /WE/Zub/S	LUC
	1.4 TSI	103		05.07	06.09	PR: 1KE,1KF,1KJ	13.0460-0259.2	610259			Belagsatz-Zubehör	
	1.4 TSI	118		07.08	06.09	PR: 1KE,1KF,1KJ						
	1.4 TSI	125		05.07	06.09	PR: 1KE,1KF,1KJ						
	1.6	75		05.07	06.09	PR: 1KE,1KF,1KJ						
	1.9 TDI	77		05.07	06.09	PR: 1KE,1KF,1KJ						
	1.9 TDI 4motion	77		12.07	06.09	PR: 1KE,1KF,1KJ						
	2.0	147		06.07	06.09	PR: 1KE,1KF,1KJ						
	2.0 TDI	147		05.07	06.09	PR: 1KE,1KF,1KJ						

																			
VOLKSWAGEN GOLF V Variant (07-09)																			
	1.4	59	06.07	06.09	PR: 1KV	13.0460-2749.2	602749											24483 16,9 /Zub/S 24483 16,9 /Zub/S Belagsatz-Zubehör	LUC LUC
	1.4 TSI	90	06.07	06.09	PR: 1KV	13.0470-2749.2	LD2749												
	1.4 TSI	103	05.07	06.09	PR: 1KV	13.0460-0259.2	610259												
	1.4 TSI	118	07.08	06.09	PR: 1KV														
	1.4 TSI	125	05.07	06.09	PR: 1KV														
	1.6	75	05.07	06.09	PR: 1KV														
	1.9 TDI	77	05.07	06.09	PR: 1KV														
	1.9 TDI 4motion	77	12.07	06.09	PR: 1KV														
	2.0	147	06.07	06.09	PR: 1KV														
	2.0 TDI		05.07	06.09	PR: 1KV														
	1.4	59	06.07	06.09	PR: 1KE,1KF	24.0112-0158.1	412158											256 12,0 10,0 +B 256 12,0 10,0 +B PD	
	1.4 TSI	90	06.07	06.09	PR: 1KE,1KF	24.0312-0158.1	512158												
	1.4 TSI	103	05.07	06.09	PR: 1KE,1KF														
	1.4 TSI	118	07.08	06.09	PR: 1KE,1KF														
	1.4 TSI	125	05.07	06.09	PR: 1KE,1KF														
	1.6	75	05.07	06.09	PR: 1KE,1KF														
	1.9 TDI	77	05.07	06.09	PR: 1KE,1KF														
	1.9 TDI 4motion	77	12.07	06.09	PR: 1KE,1KF														
	2.0	147	06.07	06.09	PR: 1KE,1KF														
	2.0 TDI		05.07	06.09	PR: 1KE,1KF														
	1.4	59	06.07	06.09	PR: 1KJ,1KV,1KY	24.0112-0169.1	412169											282 12,0 10,0 +S +B	
	1.4 TSI	90	06.07	06.09	PR: 1KJ,1KV,1KY														
	1.4 TSI	103	05.07	06.09	PR: 1KJ,1KV,1KY														
	1.4 TSI	118	07.08	06.09	PR: 1KJ,1KV,1KY														
	1.4 TSI	125	05.07	06.09	PR: 1KJ,1KV,1KY														
	1.6	75	05.07	06.09	PR: 1KJ,1KV,1KY														
	1.9 TDI	77	05.07	06.09	PR: 1KJ,1KV,1KY														
	1.9 TDI 4motion	77	12.07	06.09	PR: 1KJ,1KV,1KY														
	2.0	147	06.07	06.09	PR: 1KJ,1KV,1KY														
	2.0 TDI		05.07	06.09	PR: 1KJ,1KV,1KY														
	1.4	59	06.07	06.09		24.0711-6231.3	360305											Radsensor Radsensor	
	1.4 TSI	90	06.07	06.09		24.0711-6232.3	360306												
	1.4 TSI	103	05.07	06.09															
	1.4 TSI	118	07.08	06.09															
	1.4 TSI	125	05.07	06.09															
	1.6	75	05.07	06.09															
	1.9 TDI	77	05.07	06.09															
	1.9 TDI 4motion	77	12.07	06.09															
	2.0	147	06.07	06.09															
	2.0 TDI		05.07	06.09															
VOLKSWAGEN GOLF VI (08-)																			
	1.2 TSI		05.09		PR: 1ZF	13.0460-7117.2	607117											23131 19,6 +/WK 23131 19,6 +/WK	VW VW
	1.4	59	10.08		PR: 1ZF	13.0470-7117.2	LD7117												
	1.4 TSI	90	10.08		PR: 1ZF														
	1.4 TSI	118	10.08		PR: 1ZF														
	1.6	75	10.08		PR: 1ZF														
	1.6 BiFuel	75	03.09		PR: 1ZF														
	1.6 TDI	66	02.09		PR: 1ZF														
	1.6 TDI	77	02.09		PR: 1ZF														
	1.8 TSI	118	06.09		PR: 1ZF														
	2.0 GTi		04.09		PR: 1ZF														
2.0 R 4motion		11.09		PR: 1ZF															
2.0 TDI	81	10.08		PR: 1ZF															
2.0 TDI	100	10.08		PR: 1ZF															
2.0 TDI	103	10.08		PR: 1ZF															
2.0 TDI	125	04.09		PR: 1ZF															
2.0 TDI 4motion	103	10.08		PR: 1ZF															
	1.2 TSI		05.09		PR: 1ZA,1ZB,1ZD,1ZE,1ZP,1LJ,1LL	13.0460-7184.2	607184											23587 20,6 +/WK 23587 20,6 +/WK	ATE ATE
	1.4	59	10.08		PR: 1ZA,1ZB,1ZD,1ZE,1ZP,1LJ,1LL	13.0470-7184.2	LD7184												
	1.4 TSI	90	10.08		PR: 1ZA,1ZB,1ZD,1ZE,1ZP,1LJ,1LL														
	1.4 TSI	118	10.08		PR: 1ZA,1ZB,1ZD,1ZE,1ZP,1LJ,1LL														
	1.6	75	10.08		PR: 1ZA,1ZB,1ZD,1ZE,1ZP,1LJ,1LL														
	1.6 BiFuel	75	03.09		PR: 1ZA,1ZB,1ZD,1ZE,1ZP,1LJ,1LL														
	1.6 TDI	66	02.09		PR: 1ZA,1ZB,1ZD,1ZE,1ZP,1LJ,1LL														
	1.6 TDI	77	02.09		PR: 1ZA,1ZB,1ZD,1ZE,1ZP,1LJ,1LL														
	1.8 TSI	118	06.09		PR: 1ZA,1ZB,1ZD,1ZE,1ZP,1LJ,1LL														
	2.0 GTi		04.09		PR: 1ZA,1ZB,1ZD,1ZE,1ZP,1LJ,1LL														
2.0 R 4motion		11.09		PR: 1ZA,1ZB,1ZD,1ZE,1ZP,1LJ,1LL															
2.0 TDI	81	10.08		PR: 1ZA,1ZB,1ZD,1ZE,1ZP,1LJ,1LL															
2.0 TDI	100	10.08		PR: 1ZA,1ZB,1ZD,1ZE,1ZP,1LJ,1LL															
2.0 TDI	103	10.08		PR: 1ZA,1ZB,1ZD,1ZE,1ZP,1LJ,1LL															
2.0 TDI	125	04.09		PR: 1ZA,1ZB,1ZD,1ZE,1ZP,1LJ,1LL															
2.0 TDI 4motion	103	10.08		PR: 1ZA,1ZB,1ZD,1ZE,1ZP,1LJ,1LL															
	1.2 TSI		05.09		PR: 1LM	13.0460-7200.2	607200											23801 20,3 +/WK 23801 20,3 +/WK	ATE ATE
	1.4	59	10.08		PR: 1LM	13.0470-7200.2	LD7200												
	1.4 TSI	90	10.08		PR: 1LM														
	1.4 TSI	118	10.08		PR: 1LM														
	1.6	75	10.08		PR: 1LM														
	1.6 BiFuel	75	03.09		PR: 1LM														
	1.6 TDI	66	02.09		PR: 1LM														
	1.6 TDI	77	02.09		PR: 1LM														
	1.8 TSI	118	06.09		PR: 1LM														
	2.0 GTi		04.09		PR: 1LM														
2.0 R 4motion		11.09		PR: 1LM															
2.0 TDI	81	10.08		PR: 1LM															
2.0 TDI	100	10.08		PR: 1LM															
2.0 TDI	103	10.08		PR: 1LM															
2.0 TDI	125	04.09		PR: 1LM															
2.0 TDI 4motion	103	10.08		PR: 1LM															

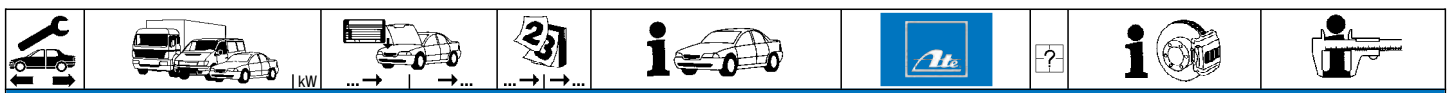


VOLKSWAGEN GOLF VI (08-)

	2.0 TDI	103	10.08	PR: 1LM	13.0460-7200.2	607200		23801 20,3 +WK	ATE
	2.0 TDI	125	04.09	PR: 1LM	13.0470-7200.2	LD7200		23801 20,3 +WK	ATE
	2.0 TDI 4motion	103	10.08	PR: 1LM					
	1.2 TSI		05.09	PR: 12K	13.0460-7227.2	607227		23801 20,3 +WK	ATE
	1.4	59	10.08	PR: 12K	13.0470-7227.2	LD7227		23801 20,4 +WK	ATE
	1.4 TSI	90	10.08	PR: 12K					
	1.4 TSI	118	10.08	PR: 12K					
	1.6	75	10.08	PR: 12K					
	1.6 BiFuel	75	03.09	PR: 12K					
	1.6 TDI	66	02.09	PR: 12K					
	1.6 TDI	77	02.09	PR: 12K					
	1.8 TSI	118	06.09	PR: 12K					
	2.0 GTi		04.09	PR: 12K					
	2.0 R 4motion		11.09	PR: 12K					
	2.0 TDI	81	10.08	PR: 12K					
2.0 TDI	100	10.08	PR: 12K						
2.0 TDI	103	10.08	PR: 12K						
2.0 TDI	125	04.09	PR: 12K						
2.0 TDI 4motion	103	10.08	PR: 12K						
	1.2 TSI		05.09	PR: 12F	24.0122-0210.1	422210		280 22,0 19,0 V L +S +B	
	1.4	59	10.08	PR: 12F	24.0322-0210.1	522210		280 22,0 19,0 V L +S +B PD	
	1.4 TSI	90	10.08	PR: 12F					
	1.4 TSI	118	10.08	PR: 12F					
	1.6	75	10.08	PR: 12F					
	1.6 BiFuel	75	03.09	PR: 12F					
	1.6 TDI	66	02.09	PR: 12F					
	1.6 TDI	77	02.09	PR: 12F					
	1.8 TSI	118	06.09	PR: 12F					
	2.0 GTi		04.09	PR: 12F					
	2.0 R 4motion		11.09	PR: 12F					
	2.0 TDI	81	10.08	PR: 12F					
	2.0 TDI	100	10.08	PR: 12F					
	2.0 TDI	103	10.08	PR: 12F					
	2.0 TDI	125	04.09	PR: 12F					
2.0 TDI 4motion	103	10.08	PR: 12F						
	1.2 TSI		05.09	PR: 1ZE,1ZP	24.0125-0145.1	425145		288 25,0 22,0 V L +S +B	
	1.4	59	10.08	PR: 1ZE,1ZP	24.0325-0145.1	525145		288 25,0 22,0 V L +S +B PD	
	1.4 TSI	90	10.08	PR: 1ZE,1ZP					
	1.4 TSI	118	10.08	PR: 1ZE,1ZP					
	1.6	75	10.08	PR: 1ZE,1ZP					
	1.6 BiFuel	75	03.09	PR: 1ZE,1ZP					
	1.6 TDI	66	02.09	PR: 1ZE,1ZP					
	1.6 TDI	77	02.09	PR: 1ZE,1ZP					
	1.8 TSI	118	06.09	PR: 1ZE,1ZP					
	2.0 GTi		04.09	PR: 1ZE,1ZP					
	2.0 R 4motion		11.09	PR: 1ZE,1ZP					
	2.0 TDI	81	10.08	PR: 1ZE,1ZP					
	2.0 TDI	100	10.08	PR: 1ZE,1ZP					
	2.0 TDI	103	10.08	PR: 1ZE,1ZP					
	2.0 TDI	125	04.09	PR: 1ZE,1ZP					
2.0 TDI 4motion	103	10.08	PR: 1ZE,1ZP						
	1.2 TSI		05.09	PR: 1LJ,1LL,1LV,1ZA,1ZB,1ZD	24.0125-0158.1	425158		312 25,0 22,0 V L +S +B	
	1.4	59	10.08	PR: 1LJ,1LL,1LV,1ZA,1ZB,1ZD	24.0325-0158.1	525158		312 25,0 22,0 V L +S +B PD	
	1.4 TSI	90	10.08	PR: 1LJ,1LL,1LV,1ZA,1ZB,1ZD					
	1.4 TSI	118	10.08	PR: 1LJ,1LL,1LV,1ZA,1ZB,1ZD					
	1.6	75	10.08	PR: 1LJ,1LL,1LV,1ZA,1ZB,1ZD					
	1.6 BiFuel	75	03.09	PR: 1LJ,1LL,1LV,1ZA,1ZB,1ZD					
	1.6 TDI	66	02.09	PR: 1LJ,1LL,1LV,1ZA,1ZB,1ZD					
	1.6 TDI	77	02.09	PR: 1LJ,1LL,1LV,1ZA,1ZB,1ZD					
	1.8 TSI	118	06.09	PR: 1LJ,1LL,1LV,1ZA,1ZB,1ZD					
	2.0 GTi		04.09	PR: 1LJ,1LL,1LV,1ZA,1ZB,1ZD					
	2.0 R 4motion		11.09	PR: 1LJ,1LL,1LV,1ZA,1ZB,1ZD					
	2.0 TDI	81	10.08	PR: 1LJ,1LL,1LV,1ZA,1ZB,1ZD					
	2.0 TDI	100	10.08	PR: 1LJ,1LL,1LV,1ZA,1ZB,1ZD					
	2.0 TDI	103	10.08	PR: 1LJ,1LL,1LV,1ZA,1ZB,1ZD					
	2.0 TDI	125	04.09	PR: 1LJ,1LL,1LV,1ZA,1ZB,1ZD					
2.0 TDI 4motion	103	10.08	PR: 1LJ,1LL,1LV,1ZA,1ZB,1ZD						
	1.2 TSI		05.09	PR: 1LM,12K	24.0130-0115.1	430115		345 30,0 27,0 V L +B	
	1.4	59	10.08	PR: 1LM,12K	24.0330-0115.1	530115		345 30,0 27,0 V L +B PD	
	1.4 TSI	90	10.08	PR: 1LM,12K					
	1.4 TSI	118	10.08	PR: 1LM,12K					
	1.6	75	10.08	PR: 1LM,12K					
	1.6 BiFuel	75	03.09	PR: 1LM,12K					
	1.6 TDI	66	02.09	PR: 1LM,12K					
	1.6 TDI	77	02.09	PR: 1LM,12K					
	1.8 TSI	118	06.09	PR: 1LM,12K					
	2.0 GTi		04.09	PR: 1LM,12K					
	2.0 R 4motion		11.09	PR: 1LM,12K					
	2.0 TDI	81	10.08	PR: 1LM,12K					
	2.0 TDI	100	10.08	PR: 1LM,12K					
	2.0 TDI	103	10.08	PR: 1LM,12K					
	2.0 TDI	125	04.09	PR: 1LM,12K					
2.0 TDI 4motion	103	10.08	PR: 1LM,12K						

VOLKSWAGEN GOLF VI (08-)									
									
	1.2 TSI		05.09		24.0711-5271.3	360301			Radsensor
	1.4	59	10.08		24.0711-5272.3	360302			Radsensor
	1.4 TSI	90	10.08						
	1.4 TSI	118	10.08						
	1.6	75	10.08						
	1.6 BiFuel	75	03.09						
	1.6 TDI	66	02.09						
	1.6 TDI	77	02.09						
	1.8 TSI	118	06.09						
	2.0 GTi		04.09						
	2.0 R 4motion		11.09						
	2.0 TDI	81	10.08						
	2.0 TDI	100	10.08						
	2.0 TDI	103	10.08						
	2.0 TDI	125	04.09						
	2.0 TDI 4motion	103	10.08						
	1.2 TSI		05.09	PR: 1KD	13.0460-2820.2	602820			20961 17,6 /S LUC
	1.4	59	10.08	PR: 1KD	13.0470-2820.2	LD2820			20961 17,6 /S LUC
	1.4 TSI	90	10.08	PR: 1KD					
	1.4 TSI	118	10.08	PR: 1KD					
	1.6	75	10.08	PR: 1KD					
	1.6 BiFuel	75	03.09	PR: 1KD					
	1.6 TDI	66	02.09	PR: 1KD					
	1.6 TDI	77	02.09	PR: 1KD					
	1.8 TSI	118	06.09	PR: 1KD					
	2.0 GTi		04.09	PR: 1KD					
	2.0 TDI	81	10.08	PR: 1KD					
	2.0 TDI	100	10.08	PR: 1KD					
	2.0 TDI	103	10.08	PR: 1KD					
	2.0 TDI	125	04.09	PR: 1KD					
	2.0 TDI	103	04.09	PR: 1KD					
	1.2 TSI		05.09	PR: 1KF,1KY,1KZ,1KE,1KV	13.0460-2880.2	602880			23914 17,1 /WE/Zub/S LUC
	1.4	59	10.08	PR: 1KF,1KY,1KZ,1KE,1KV	13.0470-2880.2	LD2880			23914 17,1 /WE/Zub/S LUC
	1.4 TSI	90	10.08	PR: 1KF,1KY,1KZ,1KE,1KV					
	1.4 TSI	118	10.08	PR: 1KF,1KY,1KZ,1KE,1KV					
	1.6	75	10.08	PR: 1KF,1KY,1KZ,1KE,1KV					
	1.6 BiFuel	75	03.09	PR: 1KF,1KY,1KZ,1KE,1KV					
	1.6 TDI	66	02.09	PR: 1KF,1KY,1KZ,1KE,1KV					
	1.6 TDI	77	02.09	PR: 1KF,1KY,1KZ,1KE,1KV					
	1.8 TSI	118	06.09	PR: 1KF,1KY,1KZ,1KE,1KV					
	2.0 GTi		04.09	PR: 1KF,1KY,1KZ,1KE,1KV					
	2.0 R 4motion		11.09	PR: 1KF,1KY,1KZ,1KE,1KV,2EL					
	2.0 TDI	81	10.08	PR: 1KF,1KY,1KZ,1KE,1KV					
	2.0 TDI	100	10.08	PR: 1KF,1KY,1KZ,1KE,1KV					
	2.0 TDI	103	10.08	PR: 1KF,1KY,1KZ,1KE,1KV					
	2.0 TDI	103	10.08	PR: 1KF,1KY,1KZ,1KE,1KV					
	2.0 TDI	125	04.09	PR: 1KF,1KY,1KZ,1KE,1KV					
	2.0 TDI 4motion	103	10.08	PR: 1KF,1KY,1KZ,1KE,1KV,2EL					
	1.2 TSI		05.09	PR: 1KS,1KT	13.0460-3858.2	603858			24563 17,7 /Zub/S BOS
	1.4	59	10.08	PR: 1KS,1KT	13.0470-3858.2	LD3858			24563 17,7 /Zub/S BOS
	1.4 TSI	90	10.08	PR: 1KS,1KT					
	1.4 TSI	118	10.08	PR: 1KS,1KT					
	1.6	75	10.08	PR: 1KS,1KT					
	1.6 BiFuel	75	03.09	PR: 1KS,1KT					
	1.6 TDI	66	02.09	PR: 1KS,1KT					
	1.6 TDI	77	02.09	PR: 1KS,1KT					
	1.8 TSI	118	06.09	PR: 1KS,1KT					
	2.0 GTi		04.09	PR: 1KS,1KT					
	2.0 R 4motion		11.09	PR: 1KS,1KT					
	2.0 TDI	81	10.08	PR: 1KS,1KT					
	2.0 TDI	100	10.08	PR: 1KS,1KT					
	2.0 TDI	103	10.08	PR: 1KS,1KT					
	2.0 TDI	103	10.08	PR: 1KS,1KT					
	2.0 TDI	125	04.09	PR: 1KS,1KT					
	2.0 TDI 4motion	103	10.08	PR: 1KS,1KT					
	1.2 TSI		05.09	PR: 1KD	24.0110-0277.1	410277			253 10,0 8,0 +S +B
	1.4	59	10.08	PR: 1KD	24.0310-0277.1	510277			253 10,0 8,0 +S +B PD
	1.4 TSI	90	10.08	PR: 1KD					
	1.4 TSI	118	10.08	PR: 1KD					
	1.6	75	10.08	PR: 1KD					
	1.6 BiFuel	75	03.09	PR: 1KD					
	1.6 TDI	66	02.09	PR: 1KD					
	1.6 TDI	77	02.09	PR: 1KD					
	1.8 TSI	118	06.09	PR: 1KD					
	2.0 GTi		04.09	PR: 1KD					
	2.0 TDI	81	10.08	PR: 1KD					
	2.0 TDI	100	10.08	PR: 1KD					
	2.0 TDI	103	10.08	PR: 1KD					
	2.0 TDI	125	04.09	PR: 1KD					
	1.2 TSI		05.09	PR: 1KV,1KY,1KZ	24.0112-0169.1	412169			282 12,0 10,0 +S +B
	1.4	59	10.08	PR: 1KV,1KY,1KZ					
	1.4 TSI	90	10.08	PR: 1KV,1KY,1KZ					
	1.4 TSI	118	10.08	PR: 1KV,1KY,1KZ					
	1.6	75	10.08	PR: 1KV,1KY,1KZ					
	1.6 BiFuel	75	03.09	PR: 1KV,1KY,1KZ					
	1.6 TDI	66	02.09	PR: 1KV,1KY,1KZ					
	1.6 TDI	77	02.09	PR: 1KV,1KY,1KZ					
	1.8 TSI	118	06.09	PR: 1KV,1KY,1KZ					
	2.0 GTi		04.09	PR: 1KV,1KY,1KZ					
	2.0 TDI	81	10.08	PR: 1KV,1KY,1KZ					












































VOLKSWAGEN GOLF VI (08-)

	2.0 TDI	100		10.08	PR: 1KV,1KY,1KZ	24.0112-0169.1	412169		282 12,0 10,0 +S +B	
	2.0 TDI	103		10.08	PR: 1KV,1KY,1KZ					
	2.0 TDI	125		04.09	PR: 1KV,1KY,1KZ					
	1.2 TSI			05.09	PR: 1KE,1KF	24.0112-0158.1	412158		256 12,0 10,0 +B	
	1.4	59		10.08	PR: 1KE,1KF	24.0312-0158.1	512158		256 12,0 10,0 +B PD	
	1.4 TSI	90		10.08	PR: 1KE,1KF					
	1.4 TSI	118		10.08	PR: 1KE,1KF					
	1.6	75		10.08	PR: 1KE,1KF					
	1.6 BiFuel	75		03.09	PR: 1KE,1KF					
	1.6 TDI	66		02.09	PR: 1KE,1KF					
	1.6 TDI	77		02.09	PR: 1KE,1KF					
	1.8 TSI	118		06.09	PR: 1KE,1KF					
	2.0 GTi			04.09	PR: 1KE,1KF					
	2.0 R 4motion			11.09	PR: 1KE,1KF					
	2.0 TDI	81		10.08	PR: 1KE,1KF					
	2.0 TDI	100		10.08	PR: 1KE,1KF					
	2.0 TDI	103		10.08	PR: 1KE,1KF					
	2.0 TDI	125		04.09	PR: 1KE,1KF					
	2.0 TDI 4motion	103		10.08	PR: 1KE,1KF					
		1.2 TSI			05.09	PR: 1KS,1KT	24.0110-0356.1	410356		272 9,7 8,0 +S +B
1.4		59		10.08	PR: 1KS,1KT					
1.4 TSI		90		10.08	PR: 1KS,1KT					
1.4 TSI		118		10.08	PR: 1KS,1KT					
1.6		75		10.08	PR: 1KS,1KT					
1.6 BiFuel		75		03.09	PR: 1KS,1KT					
1.6 TDI		66		02.09	PR: 1KS,1KT					
1.6 TDI		77		02.09	PR: 1KS,1KT					
1.8 TSI		118		06.09	PR: 1KS,1KT					
2.0 GTi				04.09	PR: 1KS,1KT					
2.0 R 4motion				11.09	PR: 1KS,1KT					
2.0 TDI		81		10.08	PR: 1KS,1KT					
2.0 TDI		100		10.08	PR: 1KS,1KT					
2.0 TDI		103		10.08	PR: 1KS,1KT					
2.0 TDI		125		04.09	PR: 1KS,1KT					
2.0 TDI 4motion		103		10.08	PR: 1KS,1KT					
2.0 R 4motion				11.09	PR: 1KW,2EL	24.0122-0219.1	422219		310 22,0 20,0 V L +B	
2.0 TDI 4motion		103		10.08	PR: 1KW,2EL					
		1.2 TSI			05.09		24.0711-6231.3	360305		Radsensor
		1.4	59		10.08		24.0711-6232.3	360306		Radsensor
	1.4 TSI	90		10.08						
	1.4 TSI	118		10.08						
	1.6	75		10.08						
	1.6 BiFuel	75		03.09						
	1.6 TDI	66		02.09						
	1.6 TDI	77		02.09						
	1.8 TSI	118		06.09						
	2.0 GTi			04.09						
	2.0 TDI	81		10.08						
	2.0 TDI	100		10.08						
	2.0 TDI	103		10.08						
	2.0 TDI	125		04.09						
2.0 R 4motion			11.09		24.0711-5271.3	360301		Radsensor		
2.0 TDI 4motion	103		10.08		24.0711-5272.3	360302		Radsensor		














VOLKSWAGEN GOLF VI Variant (09-)

	1.2 TSI			08.09	PR: 12M	13.0460-7117.2	607117		23131 19,6 +/WK	VW
	1.4	59		07.09	PR: 12M	13.0470-7117.2	LD7117		23131 19,6 +/WK	VW
	1.4 TSI	90		07.09	PR: 12M					
	1.4 TSI	118		07.09	PR: 12M					
	1.6	75		07.09	PR: 12M					
	1.6 MultiFuel	75		07.09	PR: 12M					
	1.6 TDI			07.09	PR: 12M					
	1.6 TDI 4motion	77		07.09	PR: 12M					
	2.0	147		07.09	PR: 12M					
	2.0 TDI			07.09	PR: 12M					
	1.2 TSI			08.09	PR: 12A,12D,12E,12P,1LJ	13.0460-7184.2	607184		23587 20,6 +/WK	ATE
	1.4	59		07.09	PR: 12A,12D,12E,12P,1LJ	13.0470-7184.2	LD7184		23587 20,6 +/WK	ATE
	1.4 TSI	90		07.09	PR: 12A,12D,12E,12P,1LJ					
	1.4 TSI	118		07.09	PR: 12A,12D,12E,12P,1LJ					
	1.6	75		07.09	PR: 12A,12D,12E,12P,1LJ					
	1.6 MultiFuel	75		07.09	PR: 12A,12D,12E,12P,1LJ					
	1.6 TDI			07.09	PR: 12A,12D,12E,12P,1LJ					
	1.6 TDI 4motion	77		07.09	PR: 12A,12D,12E,12P,1LJ					
	2.0	147		07.09	PR: 12A,12D,12E,12P,1LJ					
	2.0 TDI			07.09	PR: 12A,12D,12E,12P,1LJ					
	1.2 TSI			08.09	PR: 12M	24.0122-0210.1	422210		280 22,0 19,0 V L +S +B	
	1.4	59		07.09	PR: 12M	24.0322-0210.1	522210		280 22,0 19,0 V L +S +B PD	
	1.4 TSI	90		07.09	PR: 12M					
	1.4 TSI	118		07.09	PR: 12M					
	1.6	75		07.09	PR: 12M					
	1.6 MultiFuel	75		07.09	PR: 12M					
	1.6 TDI			07.09	PR: 12M					
	1.6 TDI 4motion	77		07.09	PR: 12M					
2.0	147		07.09	PR: 12M						
2.0 TDI			07.09	PR: 12M						

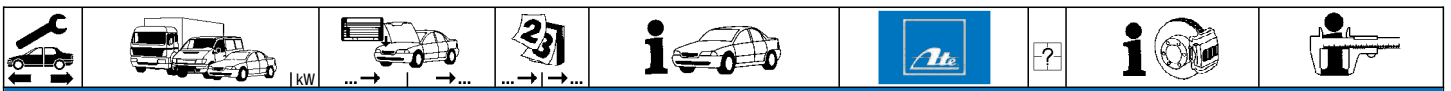
	 kW							
VOLKSWAGEN GOLF VI Variant (09-)								
	1.2 TSI		08.09	PR: 1LJ,1ZA,1ZD	24.0125-0158.1	425158		312 25,0 22,0 V L +S +B
	1.4	59	07.09	PR: 1LJ,1ZA,1ZD	24.0325-0158.1	525158		312 25,0 22,0 V L +S +B PD
	1.4 TSI	90	07.09	PR: 1LJ,1ZA,1ZD				
	1.4 TSI	118	07.09	PR: 1LJ,1ZA,1ZD				
	1.6	75	07.09	PR: 1LJ,1ZA,1ZD				
	1.6 MultiFuel	75	07.09	PR: 1LJ,1ZA,1ZD				
	1.6 TDI		07.09	PR: 1LJ,1ZA,1ZD				
	1.6 TDI 4motion	77	07.09	PR: 1LJ,1ZA,1ZD				
	2.0	147	07.09	PR: 1LJ,1ZA,1ZD				
	2.0 TDI		07.09	PR: 1LJ,1ZA,1ZD				
	1.2 TSI		08.09	PR: 1ZE,1ZP	24.0125-0145.1	425145		288 25,0 22,0 V L +S +B
	1.4	59	07.09	PR: 1ZE,1ZP	24.0325-0145.1	525145		288 25,0 22,0 V L +S +B PD
	1.4 TSI	90	07.09	PR: 1ZE,1ZP				
	1.4 TSI	118	07.09	PR: 1ZE,1ZP				
1.6	75	07.09	PR: 1ZE,1ZP					
1.6 MultiFuel	75	07.09	PR: 1ZE,1ZP					
1.6 TDI		07.09	PR: 1ZE,1ZP					
1.6 TDI 4motion	77	07.09	PR: 1ZE,1ZP					
2.0	147	07.09	PR: 1ZE,1ZP					
2.0 TDI		07.09	PR: 1ZE,1ZP					
	1.2 TSI		08.09		24.0711-5271.3	360301	<input type="checkbox"/>	Radsensor
	1.4	59	07.09		24.0711-5272.3	360302	<input type="checkbox"/>	Radsensor
	1.4 TSI	90	07.09					
	1.4 TSI	118	07.09					
	1.6	75	07.09					
	1.6 MultiFuel	75	07.09					
	1.6 TDI		07.09					
	1.6 TDI 4motion	77	07.09					
	2.0	147	07.09					
	2.0 TDI		07.09					
	1.2 TSI		08.09	PR: 1KS	13.0460-3858.2	603858		24563 17,7 /Zub/S BOS
	1.4	59	07.09	PR: 1KS	13.0470-3858.2	LD3858		24563 17,7 /Zub/S BOS
	1.4 TSI	90	07.09	PR: 1KS				
	1.4 TSI	118	07.09	PR: 1KS				
1.6	75	07.09	PR: 1KS					
1.6 MultiFuel	75	07.09	PR: 1KS					
1.6 TDI		07.09	PR: 1KS					
1.6 TDI 4motion	77	07.09	PR: 1KS					
2.0	147	07.09	PR: 1KS					
2.0 TDI		07.09	PR: 1KS					
1.2 TSI		08.09	PR: 1KE,1KF,1KJ	13.0460-2880.2	602880		23914 17,1 /WE/Zub/S LUC	
1.4	59	07.09	PR: 1KE,1KF,1KJ	13.0470-2880.2	LD2880		23914 17,1 /WE/Zub/S LUC	
1.4 TSI	90	07.09	PR: 1KE,1KF,1KJ					
1.4 TSI	118	07.09	PR: 1KE,1KF,1KJ					
1.6	75	07.09	PR: 1KE,1KF,1KJ					
1.6 MultiFuel	75	07.09	PR: 1KE,1KF,1KJ					
1.6 TDI		07.09	PR: 1KE,1KF,1KJ					
1.6 TDI 4motion	77	07.09	PR: 1KE,1KF,1KJ					
2.0	147	07.09	PR: 1KE,1KF,1KJ					
2.0 TDI		07.09	PR: 1KE,1KF,1KJ					
	1.2 TSI		08.09	PR: 1KS	24.0110-0356.1	410356		272 9,7 8,0 +S +B
	1.4	59	07.09	PR: 1KS				
	1.4 TSI	90	07.09	PR: 1KS				
	1.4 TSI	118	07.09	PR: 1KS				
	1.6	75	07.09	PR: 1KS				
	1.6 MultiFuel	75	07.09	PR: 1KS				
	1.6 TDI		07.09	PR: 1KS				
	1.6 TDI 4motion	77	07.09	PR: 1KS				
	2.0	147	07.09	PR: 1KS				
	2.0 TDI		07.09	PR: 1KS				
	1.2 TSI		08.09	PR: 1KE,1KF	24.0112-0158.1	412158		256 12,0 10,0 +B
	1.4	59	07.09	PR: 1KE,1KF	24.0312-0158.1	512158		256 12,0 10,0 +B PD
	1.4 TSI	90	07.09	PR: 1KE,1KF				
	1.4 TSI	118	07.09	PR: 1KE,1KF				
1.6	75	07.09	PR: 1KE,1KF					
1.6 MultiFuel	75	07.09	PR: 1KE,1KF					
1.6 TDI		07.09	PR: 1KE,1KF					
1.6 TDI 4motion	77	07.09	PR: 1KE,1KF					
2.0	147	07.09	PR: 1KE,1KF					
2.0 TDI		07.09	PR: 1KE,1KF					
1.2 TSI		08.09	PR: 1KJ	24.0112-0169.1	412169		282 12,0 10,0 +S +B	
1.4	59	07.09	PR: 1KJ					
1.4 TSI	90	07.09	PR: 1KJ					
1.4 TSI	118	07.09	PR: 1KJ					
1.6	75	07.09	PR: 1KJ					
1.6 MultiFuel	75	07.09	PR: 1KJ					
1.6 TDI		07.09	PR: 1KJ					
1.6 TDI 4motion	77	07.09	PR: 1KJ					
2.0	147	07.09	PR: 1KJ					
2.0 TDI		07.09	PR: 1KJ					
	1.2 TSI		08.09		24.0711-6231.3	360305	<input type="checkbox"/>	Radsensor
	1.4	59	07.09		24.0711-6232.3	360306	<input type="checkbox"/>	Radsensor
	1.4 TSI	90	07.09					
	1.4 TSI	118	07.09					
	1.6 MultiFuel	75	07.09					

VOLKSWAGEN GOLF VI Variant (09-)									
									
	1.6 TDI 1.6 TDI 4motion 2.0 2.0 TDI	77 147	07.09 07.09 07.09 07.09		24.0711-6231.3 24.0711-6232.3	360305 360306	 	Radsensor Radsensor	
VOLKSWAGEN GOLF VI Cabriolet (11-)									
	1.2 TSI 1.4 TSI 1.4 TSI 1.6 TDI 2.0 R 2.0 TDI 2.0 TSI	77 90 118 77 195 103 155	06.11 06.11 06.11 06.11 01.13 06.11 06.11	PR: 1ZE,1ZD,1ZP,1ZA,1ZB PR: 1ZE,1ZD,1ZP,1ZA,1ZB PR: 1ZE,1ZD,1ZP,1ZA,1ZB PR: 1ZE,1ZD,1ZP,1ZA,1ZB PR: 1ZE,1ZD,1ZP,1ZA,1ZB PR: 1ZE,1ZD,1ZP,1ZA,1ZB PR: 1ZE,1ZD,1ZP,1ZA,1ZB	13.0460-7184.2 13.0470-7184.2	607184 LD7184		23587 20,6 +/WK 23587 20,6 +/WK	ATE ATE
	1.2 TSI 1.4 TSI 1.4 TSI 1.6 TDI 2.0 R 2.0 TDI 2.0 TSI	77 90 118 77 195 103 155	06.11 06.11 06.11 06.11 01.13 06.11 06.11	PR: 1ZK PR: 1ZK PR: 1ZK PR: 1ZK PR: 1ZK PR: 1ZK PR: 1ZK	13.0460-7227.2 13.0470-7227.2	607227 LD7227		23801 20,3 +/WK 23801 20,4 +/WK	ATE ATE
	1.2 TSI 1.4 TSI 1.4 TSI 1.6 TDI 2.0 R 2.0 TDI 2.0 TSI	77 90 118 77 195 103 155	06.11 06.11 06.11 06.11 01.13 06.11 06.11	PR: 1ZE,1ZP PR: 1ZE,1ZP PR: 1ZE,1ZP PR: 1ZE,1ZP PR: 1ZE,1ZP PR: 1ZE,1ZP PR: 1ZE,1ZP	24.0125-0145.1 24.0325-0145.1	425145 525145		288 25,0 22,0 V L +S +B 288 25,0 22,0 V L +S +B PD	
	1.2 TSI 1.4 TSI 1.4 TSI 1.6 TDI 2.0 R 2.0 TDI 2.0 TSI	77 90 118 77 195 103 155	06.11 06.11 06.11 06.11 01.13 06.11 06.11	PR: 1ZA,1ZD,1ZB PR: 1ZA,1ZD,1ZB PR: 1ZA,1ZD,1ZB PR: 1ZA,1ZD,1ZB PR: 1ZA,1ZD,1ZB PR: 1ZA,1ZD,1ZB PR: 1ZA,1ZD,1ZB	24.0125-0158.1 24.0325-0158.1	425158 525158		312 25,0 22,0 V L +S +B 312 25,0 22,0 V L +S +B PD	
	1.2 TSI 1.4 TSI 1.4 TSI 1.6 TDI 2.0 R 2.0 TDI 2.0 TSI	77 90 118 77 195 103 155	06.11 06.11 06.11 06.11 01.13 06.11 06.11	PR: 1ZK PR: 1ZK PR: 1ZK PR: 1ZK PR: 1ZK PR: 1ZK PR: 1ZK	24.0130-0115.1	430115		345 30,0 27,0 V L +B	
	1.2 TSI 1.4 TSI 1.4 TSI 1.6 TDI 2.0 R 2.0 TDI 2.0 TSI	77 90 118 77 195 103 155	06.11 06.11 06.11 06.11 01.13 06.11 06.11		24.0711-5271.3 24.0711-5272.3	360301 360302	 	Radsensor Radsensor	
	1.2 TSI 1.4 TSI 1.4 TSI 1.6 TDI 2.0 R 2.0 TDI 2.0 TSI	77 90 118 77 195 103 155	06.11 06.11 06.11 06.11 01.13 06.11 06.11	PR: 1KS,1KT PR: 1KS,1KT PR: 1KS,1KT PR: 1KS,1KT PR: 1KS,1KT PR: 1KS,1KT PR: 1KS,1KT	13.0460-3858.2 13.0470-3858.2	603858 LD3858		24563 17,7 /Zub/S 24563 17,7 /Zub/S	BOS BOS
	1.2 TSI 1.4 TSI 1.4 TSI 1.6 TDI 2.0 R 2.0 TDI 2.0 TSI	77 90 118 77 195 103 155	06.11 06.11 06.11 06.11 01.13 06.11 06.11	PR: 1KD PR: 1KD PR: 1KD PR: 1KD PR: 1KD PR: 1KD PR: 1KD	13.0460-2820.2 13.0470-2820.2	602820 LD2820		20961 17,6 /S 20961 17,6 /S	LUC LUC
	1.2 TSI 1.4 TSI 1.4 TSI 1.6 TDI 2.0 R 2.0 TDI 2.0 TSI	77 90 118 77 195 103 155	06.11 06.11 06.11 06.11 01.13 06.11 06.11	PR: 1KW PR: 1KW PR: 1KW PR: 1KW PR: 1KW PR: 1KW PR: 1KW	13.0460-2880.2 13.0470-2880.2	602880 LD2880		23914 17,1 /WE/Zub/S 23914 17,1 /WE/Zub/S	LUC LUC
	1.2 TSI 1.4 TSI 1.4 TSI 1.6 TDI 2.0 R 2.0 TDI 2.0 TSI	77 90 118 77 195 103 155	06.11 06.11 06.11 06.11 01.13 06.11 06.11	PR: 1KS,1KT PR: 1KS,1KT PR: 1KS,1KT PR: 1KS,1KT PR: 1KS,1KT PR: 1KS,1KT PR: 1KS,1KT	24.0110-0356.1	410356		272 9,7 8,0 +S +B	
	1.2 TSI 1.4 TSI 1.4 TSI 1.6 TDI 2.0 R 2.0 TDI 2.0 TSI	77 90 118 77 195 103 155	06.11 06.11 06.11 06.11 01.13 06.11 06.11	PR: 1KD PR: 1KD PR: 1KD PR: 1KD PR: 1KD PR: 1KD PR: 1KD	24.0110-0277.1 24.0310-0277.1	410277 510277		253 10,0 8,0 +S +B 253 10,0 8,0 +S +B PD	
	1.2 TSI 1.4 TSI 1.4 TSI	77 90 118	06.11 06.11 06.11	PR: 1KW PR: 1KW PR: 1KW	24.0122-0219.1	422219		310 22,0 20,0 V L +B	



									
VOLKSWAGEN GOLF VI Cabriolet (11-)									
	1.6 TDI	77	06.11	PR: 1KW	24.0122-0219.1	422219			310 22,0 20,0 VL +B
	2.0 R	195	01.13	PR: 1KW					
	2.0 TDI	103	06.11	PR: 1KW					
	2.0 TSI	155	06.11	PR: 1KW					
	1.2 TSI	77	06.11	10.11	24.0711-6231.3	360305	<input type="checkbox"/>		Radsensor
	1.4 TSI	90	06.11	10.11	24.0711-6232.3	360306	<input type="checkbox"/>		Radsensor
	1.4 TSI	118	06.11	10.11					
	1.6 TDI	77	06.11	10.11					
	2.0 TDI	103	06.11	10.11					
	2.0 TSI	155	06.11	10.11					
	1.2 TSI	77	11.11		24.0711-6335.3	360365	<input type="checkbox"/>		Radsensor
	1.4 TSI	90	11.11		24.0711-6336.3	360366	<input type="checkbox"/>		Radsensor
	1.4 TSI	118	11.11						
	1.6 TDI	77	11.11						
	2.0 R	195	01.13						
	2.0 TDI	103	11.11						
	2.0 TSI	155	11.11						
VOLKSWAGEN GOLF VII (12-)									
	1.2 TSI	63	11.12	PR: 1ZA,1ZB,1ZD,1ZE,1ZP,1LV,1ZC,1ZG	13.0460-2785.2	602785			25683 20,4 +/-WK/S LUC
	1.2 TSI	77	11.12	PR: 1ZA,1ZB,1ZD,1ZE,1ZP,1LV,1ZC,1ZG					
	1.2 TSI	81	04.14	PR: 1ZA,1ZB,1ZD,1ZE,1ZP,1LV,1ZC,1ZG					
	1.4 GTE Hybrid	110	05.14	PR: 1ZA,1ZB,1ZD,1ZE,1ZP,1LV,1ZC,1ZG					
	1.4 TGI	81	08.13	PR: 1ZA,1ZB,1ZD,1ZE,1ZP,1LV,1ZC,1ZG					
	1.4 TSI	90	11.12	PR: 1ZA,1ZB,1ZD,1ZE,1ZP,1LV,1ZC,1ZG					
	1.4 TSI	92	05.14	PR: 1ZA,1ZB,1ZD,1ZE,1ZP,1LV,1ZC,1ZG					
	1.4 TSI	103	11.12	PR: 1ZA,1ZB,1ZD,1ZE,1ZP,1LV,1ZC,1ZG					
	1.4 TSI	110	05.14	PR: 1ZA,1ZB,1ZD,1ZE,1ZP,1LV,1ZC,1ZG					
	1.4 TSI Multifuel	90	04.13	PR: 1ZA,1ZB,1ZD,1ZE,1ZP,1LV,1ZC,1ZG					
	1.4 TSI Multifuel	92	12.13	PR: 1ZA,1ZB,1ZD,1ZE,1ZP,1LV,1ZC,1ZG					
	1.6	81	05.14	PR: 1ZA,1ZB,1ZD,1ZE,1ZP,1LV,1ZC,1ZG					
	1.6 TDI	66	04.13	PR: 1ZA,1ZB,1ZD,1ZE,1ZP,1LV,1ZC,1ZG					
	1.6 TDI	77	11.12	PR: 1ZA,1ZB,1ZD,1ZE,1ZP,1LV,1ZC,1ZG					
	1.6 TDI	81	06.13	PR: 1ZA,1ZB,1ZD,1ZE,1ZP,1LV,1ZC,1ZG					
	1.6 TDI 4motion	77	11.12	PR: 1ZA,1ZB,1ZD,1ZE,1ZP,1LV,1ZC,1ZG					
	1.6 TDI 4motion	81	01.13	PR: 1ZA,1ZB,1ZD,1ZE,1ZP,1LV,1ZC,1ZG					
	2.0 GTD	135	03.13	PR: 1ZA,1ZB,1ZD,1ZE,1ZP,1LV,1ZC,1ZG					
	2.0 GTI	162	03.13	PR: 1ZA,1ZB,1ZD,1ZE,1ZP,1LV,1ZC,1ZG					
	2.0 GTI Performance	169	03.13	PR: 1ZA,1ZB,1ZD,1ZE,1ZP,1LV,1ZC,1ZG					
	2.0 R 4motion	221	09.13	PR: 1ZA,1ZB,1ZD,1ZE,1ZP,1LV,1ZC,1ZG					
	2.0 TDI	81	11.12	PR: 1ZA,1ZB,1ZD,1ZE,1ZP,1LV,1ZC,1ZG					
	2.0 TDI	105	08.12	PR: 1ZA,1ZB,1ZD,1ZE,1ZP,1LV,1ZC,1ZG					
	2.0 TDI	110	11.12	PR: 1ZA,1ZB,1ZD,1ZE,1ZP,1LV,1ZC,1ZG					
	2.0 TDI 4motion	110	11.12	PR: 1ZA,1ZB,1ZD,1ZE,1ZP,1LV,1ZC,1ZG					
	e-Golf	85	08.14	PR: 1ZA,1ZB,1ZD,1ZE,1ZP,1LV,1ZC,1ZG					
	1.2 TSI	63	11.12	PR: 1LJ,1LM	13.0460-2764.2	602764			24738 20,0 +/-WK/S LUC
	1.2 TSI	77	11.12	PR: 1LJ,1LM	13.0470-2764.2	LD2764			24738 20,0 +/-WK/S LUC
	1.2 TSI	81	04.14	PR: 1LJ,1LM					
	1.4 GTE Hybrid	110	05.14	PR: 1LJ,1LM					
	1.4 TGI	81	08.13	PR: 1LJ,1LM					
	1.4 TSI	90	11.12	PR: 1LJ,1LM					
	1.4 TSI	92	05.14	PR: 1LJ,1LM					
	1.4 TSI	103	11.12	PR: 1LJ,1LM					
	1.4 TSI	110	05.14	PR: 1LJ,1LM					
	1.4 TSI Multifuel	90	04.13	PR: 1LJ,1LM					
	1.4 TSI Multifuel	92	12.13	PR: 1LJ,1LM					
	1.6	81	05.14	PR: 1LJ,1LM					
	1.6 TDI	66	04.13	PR: 1LJ,1LM					
	1.6 TDI	77	11.12	PR: 1LJ,1LM					
	1.6 TDI	81	06.13	PR: 1LJ,1LM					
	1.6 TDI 4motion	77	11.12	PR: 1LJ,1LM					
	1.6 TDI 4motion	81	01.13	PR: 1LJ,1LM					
	2.0 GTD	135	03.13	PR: 1LJ,1LM					
	2.0 GTI	162	03.13	PR: 1LJ,1LM					
	2.0 GTI Performance	169	03.13	PR: 1LJ,1LM					
	2.0 R 4motion	221	09.13	PR: 1LJ,1LM					
	2.0 TDI	81	11.12	PR: 1LJ,1LM					
	2.0 TDI	105	08.12	PR: 1LJ,1LM					
	2.0 TDI	110	11.12	PR: 1LJ,1LM					
	2.0 TDI 4motion	110	11.12	PR: 1LJ,1LM					
	1.2 TSI	63	11.12	PR: 1ZE,1ZP	24.0125-0145.1	425145			288 25,0 22,0 VL +S +B
	1.2 TSI	77	11.12	PR: 1ZE,1ZP	24.0325-0145.1	525145			288 25,0 22,0 VL +S +B PD
	1.2 TSI	81	04.14	PR: 1ZE,1ZP					
	1.4 GTE Hybrid	110	05.14	PR: 1ZE,1ZP					
	1.4 TGI	81	08.13	PR: 1ZE,1ZP					
	1.4 TSI	90	11.12	PR: 1ZE,1ZP					
	1.4 TSI	92	05.14	PR: 1ZE,1ZP					
	1.4 TSI	103	11.12	PR: 1ZE,1ZP					
	1.4 TSI	110	05.14	PR: 1ZE,1ZP					
	1.4 TSI Multifuel	90	04.13	PR: 1ZE,1ZP					
	1.4 TSI Multifuel	92	12.13	PR: 1ZE,1ZP					
	1.6	81	05.14	PR: 1ZE,1ZP					
	1.6 TDI	66	04.13	PR: 1ZE,1ZP					
	1.6 TDI	77	11.12	PR: 1ZE,1ZP					
	1.6 TDI	81	06.13	PR: 1ZE,1ZP					
	1.6 TDI 4motion	77	11.12	PR: 1ZE,1ZP					
	1.6 TDI 4motion	81	01.13	PR: 1ZE,1ZP					

















VOLKSWAGEN GOLF VII (12-)

	2.0 GTD	135	03.13	PR: 1ZE,1ZP	24.0125-0145.1	425145		288 25,0 22,0 V L +S +B
	2.0 GTI	162	03.13	PR: 1ZE,1ZP	24.0325-0145.1	525158		288 25,0 22,0 V L +S +B PD
	2.0 GTI Performance	169	03.13	PR: 1ZE,1ZP				
	2.0 R 4motion	221	09.13	PR: 1ZE,1ZP				
	2.0 TDI	81	11.12	PR: 1ZE,1ZP				
	2.0 TDI	105	08.12	PR: 1ZE,1ZP				
	2.0 TDI	110	11.12	PR: 1ZE,1ZP				
	2.0 TDI 4motion	110	11.12	PR: 1ZE,1ZP				
	e-Golf	85	08.14	PR: 1ZE,1ZP				
	1.2 TSI	63	11.12	PR: 1ZA,1ZB,1ZD,1ZE,1ZP,1LV,1ZC,1ZG	24.0125-0158.1	425158		312 25,0 22,0 V L +S +B
	1.2 TSI	77	11.12	PR: 1ZA,1ZB,1ZD,1ZE,1ZP,1LV,1ZC,1ZG	24.0325-0158.1	525158		312 25,0 22,0 V L +S +B PD
	1.2 TSI	81	04.14	PR: 1ZA,1ZB,1ZD,1ZE,1ZP,1LV,1ZC,1ZG				
	1.4 GTE Hybrid	110	05.14	PR: 1ZA,1ZB,1ZD,1ZE,1ZP,1LV,1ZC,1ZG				
	1.4 TGI	81	08.13	PR: 1ZA,1ZB,1ZD,1ZE,1ZP,1LV,1ZC,1ZG				
	1.4 TSI	90	11.12	PR: 1ZA,1ZB,1ZD,1ZE,1ZP,1LV,1ZC,1ZG				
1.4 TSI	92	05.14	PR: 1ZA,1ZB,1ZD,1ZE,1ZP,1LV,1ZC,1ZG					
1.4 TSI	103	11.12	PR: 1ZA,1ZB,1ZD,1ZE,1ZP,1LV,1ZC,1ZG					
1.4 TSI	110	05.14	PR: 1ZA,1ZB,1ZD,1ZE,1ZP,1LV,1ZC,1ZG					
1.4 TSI Multifuel	90	04.13	PR: 1ZA,1ZB,1ZD,1ZE,1ZP,1LV,1ZC,1ZG					
1.4 TSI Multifuel	92	12.13	PR: 1ZA,1ZB,1ZD,1ZE,1ZP,1LV,1ZC,1ZG					
1.6	81	05.14	PR: 1ZA,1ZB,1ZD,1ZE,1ZP,1LV,1ZC,1ZG					
1.6 TDI	66	04.13	PR: 1ZA,1ZB,1ZD,1ZE,1ZP,1LV,1ZC,1ZG					
1.6 TDI	77	11.12	PR: 1ZA,1ZB,1ZD,1ZE,1ZP,1LV,1ZC,1ZG					
1.6 TDI	81	06.13	PR: 1ZA,1ZB,1ZD,1ZE,1ZP,1LV,1ZC,1ZG					
1.6 TDI 4motion	77	11.12	PR: 1ZA,1ZB,1ZD,1ZE,1ZP,1LV,1ZC,1ZG					
1.6 TDI 4motion	81	01.13	PR: 1ZA,1ZB,1ZD,1ZE,1ZP,1LV,1ZC,1ZG					
2.0 GTD	135	03.13	PR: 1ZA,1ZB,1ZD,1ZE,1ZP,1LV,1ZC,1ZG					
2.0 GTI	162	03.13	PR: 1ZA,1ZB,1ZD,1ZE,1ZP,1LV,1ZC,1ZG					
2.0 GTI Performance	169	03.13	PR: 1ZA,1ZB,1ZD,1ZE,1ZP,1LV,1ZC,1ZG					
2.0 R 4motion	221	09.13	PR: 1ZA,1ZB,1ZD,1ZE,1ZP,1LV,1ZC,1ZG					
2.0 TDI	81	11.12	PR: 1ZA,1ZB,1ZD,1ZE,1ZP,1LV,1ZC,1ZG					
2.0 TDI	105	08.12	PR: 1ZA,1ZB,1ZD,1ZE,1ZP,1LV,1ZC,1ZG					
2.0 TDI	110	11.12	PR: 1ZA,1ZB,1ZD,1ZE,1ZP,1LV,1ZC,1ZG					
2.0 TDI 4motion	110	11.12	PR: 1ZA,1ZB,1ZD,1ZE,1ZP,1LV,1ZC,1ZG					
1.2 TSI	63	11.12	PR: 1LJ,1LM	24.0130-0225.1	430225		340 30,0 27,0 V L +S +B	
1.2 TSI	77	11.12	PR: 1LJ,1LM					
1.2 TSI	81	04.14	PR: 1LJ,1LM					
1.4 GTE Hybrid	110	05.14	PR: 1LJ,1LM					
1.4 TGI	81	08.13	PR: 1LJ,1LM					
1.4 TSI	90	11.12	PR: 1LJ,1LM					
1.4 TSI	92	05.14	PR: 1LJ,1LM					
1.4 TSI	103	11.12	PR: 1LJ,1LM					
1.4 TSI	110	05.14	PR: 1LJ,1LM					
1.4 TSI Multifuel	90	04.13	PR: 1LJ,1LM					
1.4 TSI Multifuel	92	12.13	PR: 1LJ,1LM					
1.6	81	05.14	PR: 1LJ,1LM					
1.6 TDI	66	04.13	PR: 1LJ,1LM					
1.6 TDI	77	11.12	PR: 1LJ,1LM					
1.6 TDI	81	06.13	PR: 1LJ,1LM					
1.6 TDI 4motion	77	11.12	PR: 1LJ,1LM					
1.6 TDI 4motion	81	01.13	PR: 1LJ,1LM					
2.0 GTD	135	03.13	PR: 1LJ,1LM					
2.0 GTI	162	03.13	PR: 1LJ,1LM					
2.0 GTI Performance	169	03.13	PR: 1LJ,1LM					
2.0 R 4motion	221	09.13	PR: 1LJ,1LM					
2.0 TDI	81	11.12	PR: 1LJ,1LM					
2.0 TDI	105	08.12	PR: 1LJ,1LM					
2.0 TDI	110	11.12	PR: 1LJ,1LM					
2.0 TDI 4motion	110	11.12	PR: 1LJ,1LM					
	1.2 TSI	63	11.12		24.0711-5273.3	360303		Radsensor
	1.2 TSI	77	11.12		24.0711-5274.3	360304		Radsensor
	1.2 TSI	81	04.14					
	1.4 GTE Hybrid	110	05.14					
	1.4 TGI	81	08.13					
	1.4 TSI	90	11.12					
	1.4 TSI	92	05.14					
	1.4 TSI	103	11.12					
	1.4 TSI	110	05.14					
	1.4 TSI Multifuel	90	04.13					
	1.4 TSI Multifuel	92	12.13					
	1.6	81	05.14					
	1.6 TDI	66	04.13					
	1.6 TDI	77	11.12					
	1.6 TDI	81	06.13					
	1.6 TDI 4motion	77	11.12					
	1.6 TDI 4motion	81	01.13					
	2.0 GTD	135	03.13					
	2.0 GTI	162	03.13					
	2.0 GTI Performance	169	03.13					
	2.0 R 4motion	221	09.13					
	2.0 TDI	81	11.12					
	2.0 TDI	105	08.12					
	2.0 TDI	110	11.12					
	2.0 TDI 4motion	110	11.12					
	e-Golf	85	08.14					
















VOLKSWAGEN GOLF VII (12-)

	1.2 TSI 63 1.2 TSI 77 1.2 TSI 81 1.4 GTE Hybrid 110 1.4 TGI 81 1.4 TSI 90 1.4 TSI 92 1.4 TSI 103 1.4 TSI 110 1.4 TSI Multifuel 90 1.4 TSI Multifuel 92 1.6 81 1.6 TDI 66 1.6 TDI 77 1.6 TDI 81 1.6 TDI 4motion 77 1.6 TDI 4motion 81 2.0 GTD 135 2.0 GTI 162 2.0 GTI Performance 169 2.0 R 4motion 221 2.0 TDI 81 2.0 TDI 105 2.0 TDI 110 2.0 TDI 4motion 110 e-Golf 85	11.12 11.12 04.14 05.14 08.13 11.12 05.14 11.12 05.14 04.13 12.13 05.14 04.13 11.12 06.13 11.12 01.13 03.13 03.13 09.13 11.12 08.12 11.12 11.12 08.14	PR: 1KE PR: 1KE	24.0110-0356.1 410356	elektrische Feststellbremse ¹⁾	272 9,7 8,0 +S +B	
	1.2 TSI 63 1.2 TSI 77 1.2 TSI 81 1.4 GTE Hybrid 110 1.4 TGI 81 1.4 TSI 90 1.4 TSI 92 1.4 TSI 103 1.4 TSI 110 1.4 TSI Multifuel 90 1.4 TSI Multifuel 92 1.6 81 1.6 TDI 66 1.6 TDI 77 1.6 TDI 81 1.6 TDI 4motion 77 1.6 TDI 4motion 81 2.0 GTD 135 2.0 GTI 162 2.0 GTI Performance 169 2.0 R 4motion 221 2.0 TDI 81 2.0 TDI 105 2.0 TDI 110 2.0 TDI 4motion 110	11.12 11.12 04.14 05.14 08.13 11.12 05.14 11.12 05.14 04.13 12.13 05.14 04.13 11.12 06.13 11.12 01.13 03.13 03.13 09.13 11.12 08.12 11.12 11.12	PR: 1KJ,1KY PR: 1KJ,1KY	24.0122-0219.1 422219	elektrische Feststellbremse ¹⁾	310 22,0 20,0 VL +B	
	1.2 TSI 63 1.2 TSI 77 1.2 TSI 81 1.4 GTE Hybrid 110 1.4 TGI 81 1.4 TSI 90 1.4 TSI 92 1.4 TSI 103 1.4 TSI 110 1.4 TSI Multifuel 90 1.4 TSI Multifuel 92 1.6 81 1.6 TDI 66 1.6 TDI 77 1.6 TDI 81 2.0 GTD 135 2.0 GTI 162 2.0 GTI Performance 169 2.0 TDI 81 2.0 TDI 105 2.0 TDI 110 e-Golf 85	11.12 11.12 04.14 05.14 08.13 11.12 05.14 11.12 05.14 04.13 12.13 05.14 04.13 11.12 06.13 03.13 03.13 03.13 11.12 08.12 11.12 08.14			24.0711-6230.3 360310 24.0711-6337.3 360390	2 - Geschwindigkeitsregelanlage ²⁾ 2 - + Geschwindigkeitsregelanlage ³⁾	Radsensor Radsensor
	1.2 TSI 63 1.2 TSI 77 1.2 TSI 81 1.4 GTE Hybrid 110 1.4 TGI 81 1.4 TSI 90 1.4 TSI 92 1.4 TSI 103 1.4 TSI 110 1.4 TSI Multifuel 90 1.4 TSI Multifuel 92 1.6 81 1.6 TDI 66 1.6 TDI 77 1.6 TDI 81 2.0 GTD 135 2.0 GTI 162 2.0 GTI Performance 169 2.0 TDI 81 2.0 TDI 105 2.0 TDI 110 e-Golf 85	11.12 11.12 04.14 05.14 08.13 11.12 05.14 11.12 05.14 04.13 12.13 05.14 04.13 11.12 06.13 03.13 03.13 03.13 11.12 08.12 11.12 08.14			24.0711-6230.3 360310 24.0711-6337.3 360390	2 - - Parkassistent ⁴⁾ 2 - + Parkassistent ⁵⁾	Radsensor Radsensor

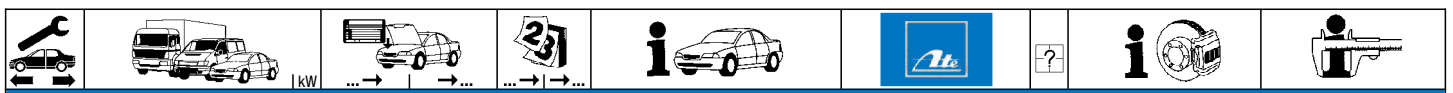
¹⁾ electric parking brake / fr.di stazionamento elettrico / frein à main électrique / freno de mano eléctrico
²⁾ - speed control system / - impianto variatore di velocità / - régulateur de vitesse / - sistema de regulación de velocidad
³⁾ + speed control system / + impianto variatore di velocità / + régulateur de vitesse / + sistema de regulación de velocidad
⁴⁾ - parking assistant / - assistente di parcheggio / - assistance au stationnement / - asistente de aparcamiento
⁵⁾ + parking assistant / + assistente di parcheggio / + assistance au stationnement / + asistente de aparcamiento

									
VOLKSWAGEN GOLF VII (12-)									
	1.6 TDI	81	06.13		24.0711-6230.3	360310	2	- Parkassistent ¹⁾	Radsensor
	2.0 GTD	135	03.13		24.0711-6337.3	360390	2	+ Parkassistent ²⁾	Radsensor
	2.0 GTI	162	03.13						
	2.0 GTI Performance	169	03.13						
	2.0 TDI	81	11.12						
	2.0 TDI	105	08.12						
	2.0 TDI	110	11.12						
	e-Golf	85	08.14						
	1.6 TDI 4motion	77	11.12		24.0711-5271.3	360301		- Geschwindigkeitsregelanlage ³⁾	Radsensor
	1.6 TDI 4motion	81	01.13		24.0711-5272.3	360302		- Geschwindigkeitsregelanlage ³⁾	Radsensor
2.0 R 4motion	221	09.13		24.0711-5401.3	360330		+ Geschwindigkeitsregelanlage ⁴⁾	Radsensor	
2.0 TDI 4motion	110	11.12		24.0711-5402.3	360331		+ Geschwindigkeitsregelanlage ⁴⁾	Radsensor	
1.6 TDI 4motion	77	11.12		24.0711-5271.3	360301		- Parkassistent ¹⁾	Radsensor	
1.6 TDI 4motion	81	01.13		24.0711-5272.3	360302		- Parkassistent ¹⁾	Radsensor	
2.0 R 4motion	221	09.13		24.0711-5401.3	360330		+ Parkassistent ²⁾	Radsensor	
2.0 TDI 4motion	110	11.12		24.0711-5402.3	360331		+ Parkassistent ²⁾	Radsensor	
VOLKSWAGEN GOLF VII Variant (13-)									
	1.2 TSI	63	07.13	PR: 1ZA,1ZB,1ZD,1ZE,1ZP,1LV	13.0460-2785.2	602785			25683 20,4 +/WK/S LUC
	1.2 TSI	77	07.13	PR: 1ZA,1ZB,1ZD,1ZE,1ZP,1LV					
	1.2 TSI	81	04.14	PR: 1ZA,1ZB,1ZD,1ZE,1ZP,1LV					
	1.4 TSI	90	07.13	PR: 1ZA,1ZB,1ZD,1ZE,1ZP,1LV					
	1.4 TSI	92	05.14	PR: 1ZA,1ZB,1ZD,1ZE,1ZP,1LV					
	1.4 TSI	103	07.13	PR: 1ZA,1ZB,1ZD,1ZE,1ZP,1LV					
	1.4 TSI	110	05.14	PR: 1ZA,1ZB,1ZD,1ZE,1ZP,1LV					
	1.4 TSI CNG	81	09.13	PR: 1ZA,1ZB,1ZD,1ZE,1ZP,1LV					
	1.4 TSI MultiFuel	90	04.13	PR: 1ZA,1ZB,1ZD,1ZE,1ZP,1LV					
	1.4 TSI MultiFuel	92	05.14	PR: 1ZA,1ZB,1ZD,1ZE,1ZP,1LV					
	1.6	81	05.14	PR: 1ZA,1ZB,1ZD,1ZE,1ZP,1LV					
	1.6 TDI	66	07.13	PR: 1ZA,1ZB,1ZD,1ZE,1ZP,1LV					
	1.6 TDI	77	07.13	PR: 1ZA,1ZB,1ZD,1ZE,1ZP,1LV					
	1.6 TDI	81	07.13	PR: 1ZA,1ZB,1ZD,1ZE,1ZP,1LV					
	1.6 TDI 4motion	81	07.13	PR: 1ZA,1ZB,1ZD,1ZE,1ZP,1LV					
	2.0 GTD	135	01.15	PR: 1ZA,1ZB,1ZD,1ZE,1ZP,1LV					
	2.0 R 4motion	221	03.15	PR: 1ZA,1ZB,1ZD,1ZE,1ZP,1LV					
	2.0 TDI	81	07.13	PR: 1ZA,1ZB,1ZD,1ZE,1ZP,1LV					
	2.0 TDI	110	07.13	PR: 1ZA,1ZB,1ZD,1ZE,1ZP,1LV					
	2.0 TDI 4motion	110	07.13	PR: 1ZA,1ZB,1ZD,1ZE,1ZP,1LV					
	1.2 TSI	63	07.13	PR: 1LM	13.0460-2764.2	602764			24738 20,0 +/WK/S LUC
	1.2 TSI	77	07.13	PR: 1LM	13.0470-2764.2	LD2764			24738 20,0 +/WK/S LUC
1.2 TSI	81	04.14	PR: 1LM						
1.4 TSI	90	07.13	PR: 1LM						
1.4 TSI	92	05.14	PR: 1LM						
1.4 TSI	103	07.13	PR: 1LM						
1.4 TSI	110	05.14	PR: 1LM						
1.4 TSI CNG	81	09.13	PR: 1LM						
1.4 TSI MultiFuel	90	04.13	PR: 1LM						
1.4 TSI MultiFuel	92	05.14	PR: 1LM						
1.6	81	05.14	PR: 1LM						
1.6 TDI	66	07.13	PR: 1LM						
1.6 TDI	77	07.13	PR: 1LM						
1.6 TDI	81	07.13	PR: 1LM						
1.6 TDI 4motion	81	07.13	PR: 1LM						
2.0 GTD	135	01.15	PR: 1LM						
2.0 R 4motion	221	03.15	PR: 1LM						
2.0 TDI	81	07.13	PR: 1LM						
2.0 TDI	110	07.13	PR: 1LM						
2.0 TDI 4motion	110	07.13	PR: 1LM						
	1.2 TSI	63	07.13	PR: 1ZE,1ZP	24.0125-0145.1	425145			288 25,0 22,0 VL +S +B
	1.2 TSI	77	07.13	PR: 1ZE,1ZP					
	1.2 TSI	81	04.14	PR: 1ZE,1ZP					
	1.4 TSI	90	07.13	PR: 1ZE,1ZP					
	1.4 TSI	92	05.14	PR: 1ZE,1ZP					
	1.4 TSI	103	07.13	PR: 1ZE,1ZP					
	1.4 TSI	110	05.14	PR: 1ZE,1ZP					
	1.4 TSI CNG	81	09.13	PR: 1ZE,1ZP					
	1.4 TSI MultiFuel	90	04.13	PR: 1ZE,1ZP					
	1.4 TSI MultiFuel	92	05.14	PR: 1ZE,1ZP					
	1.6	81	05.14	PR: 1ZE,1ZP					
	1.6 TDI	66	07.13	PR: 1ZE,1ZP					
	1.6 TDI	77	07.13	PR: 1ZE,1ZP					
	1.6 TDI	81	07.13	PR: 1ZE,1ZP					
1.6 TDI 4motion	81	07.13	PR: 1ZE,1ZP						
2.0 GTD	135	01.15	PR: 1ZE,1ZP						
2.0 R 4motion	221	03.15	PR: 1ZE,1ZP						
2.0 TDI	81	07.13	PR: 1ZE,1ZP						
2.0 TDI	110	07.13	PR: 1ZE,1ZP						
2.0 TDI 4motion	110	07.13	PR: 1ZE,1ZP						
1.2 TSI	63	07.13	PR: 1ZA,1ZB,1ZD,1LV	24.0125-0158.1	425158			312 25,0 22,0 VL +S +B	
1.2 TSI	77	07.13	PR: 1ZA,1ZB,1ZD,1LV	24.0325-0158.1	525158			312 25,0 22,0 VL +S +B PD	
1.2 TSI	81	04.14	PR: 1ZA,1ZB,1ZD,1LV						
1.4 TSI	90	07.13	PR: 1ZA,1ZB,1ZD,1LV						
1.4 TSI	92	05.14	PR: 1ZA,1ZB,1ZD,1LV						
1.4 TSI	103	07.13	PR: 1ZA,1ZB,1ZD,1LV						
1.4 TSI	110	05.14	PR: 1ZA,1ZB,1ZD,1LV						
1.4 TSI CNG	81	09.13	PR: 1ZA,1ZB,1ZD,1LV						
1.4 TSI MultiFuel	90	04.13	PR: 1ZA,1ZB,1ZD,1LV						

1) - parking assistant / - assistente di parcheggio / - assistance au stationnement / - asistente de aparcamiento
2) + parking assistant / + assistente di parcheggio / + assistance au stationnement / + asistente de aparcamiento
3) - speed control system / - impianto variatore di velocità / - régulateur de vitesse / - sistema de regulación de velocidad
4) + speed control system / + impianto variatore di velocità / + régulateur de vitesse / + sistema de regulación de velocidad

								
VOLKSWAGEN GOLF VII Variant (13-)								
	1.4 TSI MultiFuel	92	05.14	PR: 1ZA,1ZB,1ZD,1LV	24.0125-0158.1	425158		312 25,0 22,0 VL +S +B
	1.6	81	05.14	PR: 1ZA,1ZB,1ZD,1LV	24.0325-0158.1	525158		312 25,0 22,0 VL +S +B PD
	1.6 TDI	66	07.13	PR: 1ZA,1ZB,1ZD,1LV				
	1.6 TDI	77	07.13	PR: 1ZA,1ZB,1ZD,1LV				
	1.6 TDI	81	07.13	PR: 1ZA,1ZB,1ZD,1LV				
	1.6 TDI 4motion		07.13	PR: 1ZA,1ZB,1ZD,1LV				
	2.0 GTD	135	01.15	PR: 1ZA,1ZB,1ZD,1LV				
	2.0 R 4motion	221	03.15	PR: 1ZA,1ZB,1ZD,1LV				
	2.0 TDI	81	07.13	PR: 1ZA,1ZB,1ZD,1LV				
	2.0 TDI	110	07.13	PR: 1ZA,1ZB,1ZD,1LV				
	2.0 TDI 4motion	110	07.13	PR: 1ZA,1ZB,1ZD,1LV				
	1.2 TSI	63	07.13	PR: 1LM	24.0130-0225.1	430225		340 30,0 27,0 VL +S +B
	1.2 TSI	77	07.13	PR: 1LM				
	1.2 TSI	81	04.14	PR: 1LM				
1.4 TSI	90	07.13	PR: 1LM					
1.4 TSI	92	05.14	PR: 1LM					
1.4 TSI	103	07.13	PR: 1LM					
1.4 TSI	110	05.14	PR: 1LM					
1.4 TSI CNG	81	09.13	PR: 1LM					
1.4 TSI MultiFuel	90	04.13	PR: 1LM					
1.4 TSI MultiFuel	92	05.14	PR: 1LM					
1.6	81	05.14	PR: 1LM					
1.6 TDI	66	07.13	PR: 1LM					
1.6 TDI	77	07.13	PR: 1LM					
1.6 TDI	81	07.13	PR: 1LM					
1.6 TDI 4motion		07.13	PR: 1LM					
2.0 GTD	135	03.15	PR: 1LM					
2.0 R 4motion	221	03.15	PR: 1LM					
2.0 TDI	81	07.13	PR: 1LM					
2.0 TDI	110	07.13	PR: 1LM					
2.0 TDI 4motion	110	07.13	PR: 1LM					
	1.2 TSI	63	07.13		24.0711-5273.3	360303		Radsensor
	1.2 TSI	77	07.13		24.0711-5274.3	360304		Radsensor
	1.2 TSI	81	04.14					
	1.4 TSI	90	07.13					
	1.4 TSI	92	05.14					
	1.4 TSI	103	07.13					
	1.4 TSI	110	05.14					
	1.4 TSI CNG	81	09.13					
	1.4 TSI MultiFuel	90	04.13					
	1.4 TSI MultiFuel	92	05.14					
	1.6	81	05.14					
	1.6 TDI	66	07.13					
	1.6 TDI	77	07.13					
	1.6 TDI	81	07.13					
1.6 TDI 4motion		07.13						
2.0 GTD	135	01.15						
2.0 R 4motion	221	03.15						
2.0 TDI	81	07.13						
2.0 TDI	110	07.13						
2.0 TDI 4motion	110	07.13						
	1.2 TSI	63	07.13	PR: 1KE	24.0110-0356.1	410356	elektrische Feststellbremse ¹⁾	272 9,7 8,0 +S +B
	1.2 TSI	77	07.13	PR: 1KE				
	1.2 TSI	81	04.14	PR: 1KE				
	1.4 TSI	90	07.13	PR: 1KE				
	1.4 TSI	92	05.14	PR: 1KE				
	1.4 TSI	103	07.13	PR: 1KE				
	1.4 TSI	110	05.14	PR: 1KE				
	1.4 TSI CNG	81	09.13	PR: 1KE				
	1.4 TSI MultiFuel	90	04.13	PR: 1KE				
	1.4 TSI MultiFuel	92	05.14	PR: 1KE				
	1.6	81	05.14	PR: 1KE				
	1.6 TDI	66	07.13	PR: 1KE				
	1.6 TDI	77	07.13	PR: 1KE				
	1.6 TDI	81	07.13	PR: 1KE				
1.6 TDI 4motion		07.13	PR: 1KE					
2.0 GTD	135	01.15	PR: 1KE					
2.0 R 4motion	221	03.15	PR: 1KE					
2.0 TDI	81	07.13	PR: 1KE					
2.0 TDI	110	07.13	PR: 1KE					
2.0 TDI 4motion	110	07.13	PR: 1KE					
	1.2 TSI	63	07.13	PR: 1KY	24.0122-0219.1	422219	elektrische Feststellbremse ¹⁾	310 22,0 20,0 VL +B
	1.2 TSI	77	07.13	PR: 1KY				
	1.2 TSI	81	04.14	PR: 1KY				
	1.4 TSI	90	07.13	PR: 1KY				
	1.4 TSI	92	05.14	PR: 1KY				
	1.4 TSI	103	07.13	PR: 1KY				
	1.4 TSI	110	05.14	PR: 1KY				
	1.4 TSI CNG	81	09.13	PR: 1KY				
	1.4 TSI MultiFuel	90	04.13	PR: 1KY				
	1.4 TSI MultiFuel	92	05.14	PR: 1KY				
	1.6	81	05.14	PR: 1KY				
	1.6 TDI	66	07.13	PR: 1KY				
	1.6 TDI	77	07.13	PR: 1KY				
	1.6 TDI	81	07.13	PR: 1KY				
1.6 TDI 4motion		07.13	PR: 1KY					
2.0 GTD	135	01.15	PR: 1KY					

¹⁾ electric parking brake / fr.di stazionamento elettrico / frein à main électrique / freno de mano eléctrico



VOLKSWAGEN GOLF VII Variant (13-)



















	2.0 R 4motion 2.0 TDI 2.0 TDI 2.0 TDI 4motion	221 81 110 110	03.15 07.13 07.13 07.13	PR: 1KY PR: 1KY PR: 1KY PR: 1KY	24.0122-0219.1 422219		elektrische Feststellbremse ¹⁾	310 22,0 20,0 V L +B
	1.2 TSI 1.2 TSI 1.2 TSI 1.4 TSI 1.4 TSI 1.4 TSI 1.4 TSI 1.4 TSI CNG 1.4 TSI MultiFuel 1.4 TSI MultiFuel 1.6 1.6 TDI 1.6 TDI 1.6 TDI 2.0 GTD 2.0 TDI 2.0 TDI	63 77 81 90 92 103 110 81 90 92 81 66 77 81 135 81 110	07.13 07.13 04.14 07.13 05.14 07.13 05.14 09.13 04.13 05.14 05.14 07.13 07.13 07.13 01.15 07.13 07.13		24.0711-6230.3 24.0711-6337.3	360310 360390	2 - Geschwindigkeitsregelanlage ²⁾ 2 + Geschwindigkeitsregelanlage ³⁾	Radsensor Radsensor
	1.2 TSI 1.2 TSI 1.2 TSI 1.4 TSI 1.4 TSI 1.4 TSI 1.4 TSI 1.4 TSI CNG 1.4 TSI MultiFuel 1.4 TSI MultiFuel 1.6 1.6 TDI 1.6 TDI 1.6 TDI 2.0 GTD 2.0 TDI 2.0 TDI	63 77 81 90 92 103 110 81 90 92 81 66 77 81 135 81 110	07.13 07.13 04.14 07.13 05.14 07.13 05.14 09.13 04.13 05.14 05.14 07.13 07.13 07.13 01.15 07.13 07.13		24.0711-6230.3 24.0711-6337.3	360310 360390	2 - Parkassistent ⁴⁾ 2 + Parkassistent ⁵⁾	Radsensor Radsensor
	1.6 TDI 4motion 2.0 R 4motion 2.0 TDI 4motion	221 110	07.13 03.15 07.13		24.0711-5271.3 24.0711-5272.3	360301 360302	- Geschwindigkeitsregelanlage ²⁾ - Geschwindigkeitsregelanlage ²⁾	Radsensor Radsensor
	1.6 TDI 4motion 2.0 R 4motion 2.0 TDI 4motion	221 110	07.13 03.15 07.13		24.0711-5401.3 24.0711-5402.3	360330 360331	+ Geschwindigkeitsregelanlage ³⁾ + Geschwindigkeitsregelanlage ³⁾	Radsensor Radsensor
	1.6 TDI 4motion 2.0 R 4motion 2.0 TDI 4motion	221 110	07.13 03.15 07.13		24.0711-5271.3 24.0711-5272.3	360301 360302	- Parkassistent ⁴⁾ - Parkassistent ⁴⁾	Radsensor Radsensor
	1.6 TDI 4motion 2.0 R 4motion 2.0 TDI 4motion	221 110	07.13 03.15 07.13		24.0711-5401.3 24.0711-5402.3	360330 360331	+ Parkassistent ⁵⁾ + Parkassistent ⁵⁾	Radsensor Radsensor














VOLKSWAGEN GOLF VII Sportsvan (14-)

	1.2 TSI 1.2 TSI 1.4 TSI 1.4 TSI 1.4 TSI MultiFuel 1.6 1.6 TDI 1.6 TDI 2.0 TDI 2.0 TDI	63 81 92 110 92 81 66 81 81 110	03.14 03.14 03.14 05.14 04.14 05.14 02.14 05.14 05.14 05.14	PR: 1ZA,1ZE,1ZP PR: 1ZA,1ZE,1ZP PR: 1ZA,1ZE,1ZP PR: 1ZA,1ZE,1ZP PR: 1ZA,1ZE,1ZP PR: 1ZA,1ZE,1ZP PR: 1ZA,1ZE,1ZP PR: 1ZA,1ZE,1ZP PR: 1ZA,1ZE,1ZP PR: 1ZA,1ZE,1ZP	13.0460-2785.2 602785			25683 20,4 +WK/S LUC
	1.2 TSI 1.2 TSI 1.4 TSI 1.4 TSI 1.4 TSI MultiFuel 1.6 1.6 TDI 1.6 TDI 2.0 TDI 2.0 TDI	63 81 92 110 92 81 66 81 81 110	03.14 03.14 03.14 05.14 04.14 05.14 02.14 05.14 05.14 05.14	PR: 1ZE,1ZP PR: 1ZE,1ZP PR: 1ZE,1ZP PR: 1ZE,1ZP PR: 1ZE,1ZP PR: 1ZE,1ZP PR: 1ZE,1ZP PR: 1ZE,1ZP PR: 1ZE,1ZP PR: 1ZE,1ZP	24.0125-0145.1 24.0325-0145.1	425145 525145		288 25,0 22,0 V L +S +B 288 25,0 22,0 V L +S +B PD
	1.2 TSI 1.2 TSI 1.4 TSI 1.4 TSI 1.4 TSI MultiFuel 1.6 1.6 TDI 1.6 TDI 2.0 TDI 2.0 TDI	63 81 92 110 92 81 66 81 81 110	03.14 03.14 03.14 05.14 04.14 05.14 02.14 05.14 05.14 05.14	PR: 1ZA PR: 1ZA PR: 1ZA PR: 1ZA PR: 1ZA PR: 1ZA PR: 1ZA PR: 1ZA PR: 1ZA PR: 1ZA	24.0125-0158.1 24.0325-0158.1	425158 525158		312 25,0 22,0 V L +S +B 312 25,0 22,0 V L +S +B PD

¹⁾ electric parking brake / fr.di stazionamento elettrico / frein à main électrique / freno de mano eléctrico
²⁾ - speed control system / - impianto variatore di velocità / - régulateur de vitesse / - sistema de regulación de velocidad
³⁾ + speed control system / + impianto variatore di velocità / + régulateur de vitesse / + sistema de regulación de velocidad
⁴⁾ - parking assistant / - assistente di parcheggio / - assistance au stationnement / - asistente de aparcamiento
⁵⁾ + parking assistant / + assistente di parcheggio / + assistance au stationnement / + asistente de aparcamiento



								
VOLKSWAGEN GOLF VII Sportsvan (14-)								
	1.2 TSI 1.2 TSI 1.4 TSI 1.4 TSI 1.4 TSI MultiFuel 1.6 1.6 TDI 1.6 TDI 2.0 TDI 2.0 TDI	63 81 92 110 92 81 66 81 81 110	03.14 03.14 03.14 05.14 04.14 05.14 02.14 05.14 05.14 05.14		24.0711-5273.3 24.0711-5274.3	360303 360304	 	Radsensor Radsensor
	1.2 TSI 1.2 TSI 1.4 TSI 1.4 TSI 1.4 TSI MultiFuel 1.6 1.6 TDI 1.6 TDI 2.0 TDI 2.0 TDI	63 81 92 110 92 81 66 81 81 110	03.14 03.14 03.14 05.14 04.14 05.14 02.14 05.14 05.14 05.14	PR: 1KE PR: 1KE PR: 1KE PR: 1KE PR: 1KE PR: 1KE PR: 1KE PR: 1KE PR: 1KE PR: 1KE	24.0110-0356.1	410356		272 9,7 8,0 +S +B
	1.2 TSI 1.2 TSI 1.4 TSI 1.4 TSI 1.4 TSI MultiFuel 1.6 1.6 TDI 1.6 TDI 2.0 TDI 2.0 TDI	63 81 92 110 92 81 66 81 81 110	03.14 03.14 03.14 05.14 04.14 05.14 02.14 05.14 05.14 05.14		24.0711-6230.3 24.0711-6337.3	360310 360390	2  - Geschwindigkeitsregelanlage ¹⁾ 2  + Geschwindigkeitsregelanlage ²⁾	Radsensor Radsensor
	1.2 TSI 1.2 TSI 1.4 TSI 1.4 TSI 1.4 TSI MultiFuel 1.6 1.6 TDI 1.6 TDI 2.0 TDI 2.0 TDI	63 81 92 110 92 81 66 81 81 110	03.14 03.14 03.14 05.14 04.14 05.14 02.14 05.14 05.14 05.14		24.0711-6230.3 24.0711-6337.3	360310 360390	2  - Parkassistent ³⁾ 2  + Parkassistent ⁴⁾	Radsensor Radsensor

VOLKSWAGEN GOLF VII ALLTRACK (14-)								
	1.6 TDI 4motion 1.8 TSI 4motion 2.0 TDI 4motion 2.0 TDI 4motion	81 132 110 135	12.14 12.14 12.14 12.14	PR: 1ZA,1ZB,1ZD,1ZE,1ZP,1LV PR: 1ZA,1ZB,1ZD,1ZE,1ZP,1LV PR: 1ZA,1ZB,1ZD,1ZE,1ZP,1LV PR: 1ZA,1ZB,1ZD,1ZE,1ZP,1LV	13.0460-2785.2	602785		25683 20,4 +WK/S LUC
	1.6 TDI 4motion 1.8 TSI 4motion 2.0 TDI 4motion 2.0 TDI 4motion	81 132 110 135	12.14 12.14 12.14 12.14	PR: 1LM PR: 1LM PR: 1LM PR: 1LM	13.0460-2764.2 13.0470-2764.2	602764 LD2764		24738 20,0 +WK/S LUC 24738 20,0 +WK/S LUC
	1.6 TDI 4motion 1.8 TSI 4motion 2.0 TDI 4motion 2.0 TDI 4motion	81 132 110 135	12.14 12.14 12.14 12.14	PR: 1ZE,1ZP PR: 1ZE,1ZP PR: 1ZE,1ZP PR: 1ZE,1ZP	24.0125-0145.1 24.0325-0145.1	425145 525145		288 25,0 22,0 V L +S +B 288 25,0 22,0 V L +S +B PD
	1.6 TDI 4motion 1.8 TSI 4motion 2.0 TDI 4motion 2.0 TDI 4motion	81 132 110 135	12.14 12.14 12.14 12.14	PR: 1ZA,1ZB,1ZD,1LV PR: 1ZA,1ZB,1ZD,1LV PR: 1ZA,1ZB,1ZD,1LV PR: 1ZA,1ZB,1ZD,1LV	24.0125-0158.1 24.0325-0158.1	425158 525158		312 25,0 22,0 V L +S +B 312 25,0 22,0 V L +S +B PD
	1.6 TDI 4motion 1.8 TSI 4motion 2.0 TDI 4motion 2.0 TDI 4motion	81 132 110 135	12.14 12.14 12.14 12.14	PR: 1LM PR: 1LM PR: 1LM PR: 1LM	24.0130-0225.1	430225		340 30,0 27,0 V L +S +B
	1.6 TDI 4motion 1.8 TSI 4motion 2.0 TDI 4motion 2.0 TDI 4motion	81 132 110 135	12.14 12.14 12.14 12.14		24.0711-5273.3 24.0711-5274.3	360303 360304	 	Radsensor Radsensor
	1.6 TDI 4motion 1.8 TSI 4motion 2.0 TDI 4motion 2.0 TDI 4motion	81 132 110 135	12.14 12.14 12.14 12.14	PR: 1KE PR: 1KE PR: 1KE PR: 1KE	24.0110-0356.1	410356		272 9,7 8,0 +S +B
	1.6 TDI 4motion 1.8 TSI 4motion 2.0 TDI 4motion 2.0 TDI 4motion	81 132 110 135	12.14 12.14 12.14 12.14	PR: 1KY PR: 1KY PR: 1KY PR: 1KY	24.0122-0219.1	422219		310 22,0 20,0 V L +B
	1.6 TDI 4motion 1.8 TSI 4motion 2.0 TDI 4motion 2.0 TDI 4motion	81 132 110 135	12.14 12.14 12.14 12.14		24.0711-5271.3 24.0711-5272.3	360301 360302	 - Geschwindigkeitsregelanlage ¹⁾  - Geschwindigkeitsregelanlage ¹⁾	Radsensor Radsensor
	1.6 TDI 4motion 1.8 TSI 4motion 2.0 TDI 4motion 2.0 TDI 4motion	81 132 110 135	12.14 12.14 12.14 12.14		24.0711-5401.3 24.0711-5402.3	360330 360331	 + Geschwindigkeitsregelanlage ²⁾  + Geschwindigkeitsregelanlage ²⁾	Radsensor Radsensor
	1.6 TDI 4motion 1.8 TSI 4motion 2.0 TDI 4motion 2.0 TDI 4motion	81 132 110 135	12.14 12.14 12.14 12.14		24.0711-5271.3 24.0711-5272.3	360301 360302	 - Parkassistent ³⁾  - Parkassistent ³⁾	Radsensor Radsensor

1) - speed control system / - impianto variatore di velocità / - régulateur de vitesse / - sistema de regulación de velocidad
2) + speed control system / + impianto variatore di velocità / + régulateur de vitesse / + sistema de regulación de velocidad
3) - parking assistant / - assistente di parcheggio / - assistance au stationnement / - asistente de aparcamiento
4) + parking assistant / + assistente di parcheggio / + assistance au stationnement / + asistente de aparcamiento



VOLKSWAGEN GOLF VII ALLTRACK (14-)
















	2.0 TDI 4motion	135		12.14		24.0711-5271.3	360301	<input type="checkbox"/> - Parkassistent 1) <input type="checkbox"/> - Parkassistent 1)	Radsensor Radsensor
	1.6 TDI 4motion	81		12.14		24.0711-5401.3	360330	<input type="checkbox"/> + Parkassistent 2) <input type="checkbox"/> + Parkassistent 2)	Radsensor Radsensor
	1.8 TSI 4motion	132		12.14		24.0711-5402.3	360331		
	2.0 TDI 4motion	110		12.14					
	2.0 TDI 4motion	135		12.14					

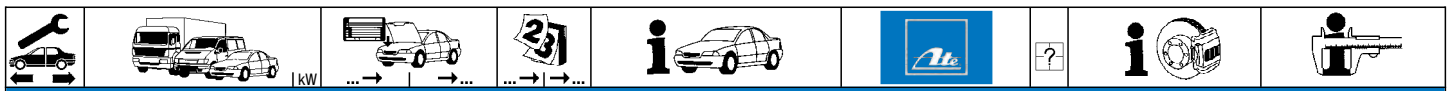
VOLKSWAGEN GOLF Plus (05-14)

	1.2 TSI			08.09	01.14	PR: 1ZF,1ZM	13.0460-7117.2	607117		23131 19,6 +/WK	VW
	1.4 16V			01.05	01.14	PR: 1ZF,1ZM	13.0470-7117.2	LD7117		23131 19,6 +/WK	VW
	1.4 FSI	66		07.05	01.14	PR: 1ZF,1ZM					
	1.4 TSI	90		06.07	01.14	PR: 1ZF,1ZM					
	1.4 TSI	103		05.06	01.14	PR: 1ZF,1ZM					
	1.4 TSI	118		06.08	01.14	PR: 1ZF,1ZM					
	1.4 TSI	125		05.06	01.14	PR: 1ZF,1ZM					
	1.6	75		05.05	01.14	PR: 1ZF,1ZM					
	1.6 BiFuel	75		05.09	01.14	PR: 1ZF,1ZM					
	1.6 FSI	85		01.05	01.14	PR: 1ZF,1ZM					
	1.6 TDI			02.09	01.14	PR: 1ZF,1ZM					
	1.9 TDI	66		05.05	01.14	PR: 1ZF,1ZM					
	1.9 TDI	77		01.05	01.14	PR: 1ZF,1ZM					
	2.0 FSI	110		05.05	01.14	PR: 1ZF,1ZM					
	2.0 TDI			05.05	01.14	PR: 1ZF,1ZM					
	2.0 TDI	81		01.09	01.14	PR: 1ZF,1ZM					
	2.0 TDI	103		01.05	01.14	PR: 1ZF,1ZM					
	1.2 TSI			08.09	01.14	PR: 1ZA,1ZP,1ZE,1LJ	13.0460-7184.2	607184		23587 20,6 +/WK	ATE
	1.4 16V			01.05	01.14	PR: 1ZA,1ZP,1ZE,1LJ	13.0470-7184.2	LD7184		23587 20,6 +/WK	ATE
	1.4 FSI	66		07.05	01.14	PR: 1ZA,1ZP,1ZE,1LJ					
	1.4 TSI	90		06.07	01.14	PR: 1ZA,1ZP,1ZE,1LJ					
	1.4 TSI	103		05.06	01.14	PR: 1ZA,1ZP,1ZE,1LJ					
	1.4 TSI	118		06.08	01.14	PR: 1ZA,1ZP,1ZE,1LJ					
	1.4 TSI	125		05.06	01.14	PR: 1ZA,1ZP,1ZE,1LJ					
	1.6	75		05.05	01.14	PR: 1ZA,1ZP,1ZE,1LJ					
	1.6 BiFuel	75		05.09	01.14	PR: 1ZA,1ZP,1ZE,1LJ					
	1.6 FSI	85		01.05	01.14	PR: 1ZA,1ZP,1ZE,1LJ					
	1.6 TDI			02.09	01.14	PR: 1ZA,1ZP,1ZE,1LJ					
	1.9 TDI	66		05.05	01.14	PR: 1ZA,1ZP,1ZE,1LJ					
	1.9 TDI	77		01.05	01.14	PR: 1ZA,1ZP,1ZE,1LJ					
	2.0 FSI	110		05.05	01.14	PR: 1ZA,1ZP,1ZE,1LJ					
	2.0 TDI			05.05	01.14	PR: 1ZA,1ZP,1ZE,1LJ					
	2.0 TDI	81		01.09	01.14	PR: 1ZA,1ZP,1ZE,1LJ					
	2.0 TDI	103		01.05	01.14	PR: 1ZA,1ZP,1ZE,1LJ					
	1.2 TSI			08.09	01.14	PR: 1ZF,1ZM	24.0122-0210.1	422210		280 22,0 19,0 V L +S +B	
	1.4 16V			01.05	01.14	PR: 1ZF,1ZM	24.0322-0210.1	522210		280 22,0 19,0 V L +S +B PD	
	1.4 FSI	66		07.05	01.14	PR: 1ZF,1ZM					
	1.4 TSI	90		06.07	01.14	PR: 1ZF,1ZM					
	1.4 TSI	103		05.06	01.14	PR: 1ZF,1ZM					
	1.4 TSI	118		06.08	01.14	PR: 1ZF,1ZM					
	1.4 TSI	125		05.06	01.14	PR: 1ZF,1ZM					
	1.6	75		05.05	01.14	PR: 1ZF,1ZM					
	1.6 BiFuel	75		05.09	01.14	PR: 1ZF,1ZM					
	1.6 FSI	85		01.05	01.14	PR: 1ZF,1ZM					
	1.6 TDI			02.09	01.14	PR: 1ZF,1ZM					
	1.9 TDI	66		05.05	01.14	PR: 1ZF,1ZM					
	1.9 TDI	77		01.05	01.14	PR: 1ZF,1ZM					
	2.0 FSI	110		05.05	01.14	PR: 1ZF,1ZM					
	2.0 TDI			05.05	01.14	PR: 1ZF,1ZM					
	2.0 TDI	81		01.09	01.14	PR: 1ZF,1ZM					
	2.0 TDI	103		01.05	01.14	PR: 1ZF,1ZM					
	1.2 TSI			08.09	01.14	PR: 1ZE,1ZP	24.0125-0145.1	425145		288 25,0 22,0 V L +S +B	
	1.4 16V			01.05	01.14	PR: 1ZE,1ZP	24.0325-0145.1	525145		288 25,0 22,0 V L +S +B PD	
	1.4 FSI	66		07.05	01.14	PR: 1ZE,1ZP					
	1.4 TSI	90		06.07	01.14	PR: 1ZE,1ZP					
	1.4 TSI	103		05.06	01.14	PR: 1ZE,1ZP					
	1.4 TSI	118		06.08	01.14	PR: 1ZE,1ZP					
	1.4 TSI	125		05.06	01.14	PR: 1ZE,1ZP					
	1.6	75		05.05	01.14	PR: 1ZE,1ZP					
	1.6 BiFuel	75		05.09	01.14	PR: 1ZE,1ZP					
	1.6 FSI	85		01.05	01.14	PR: 1ZE,1ZP					
	1.6 TDI			02.09	01.14	PR: 1ZE,1ZP					
	1.9 TDI	66		05.05	01.14	PR: 1ZE,1ZP					
	1.9 TDI	77		01.05	01.14	PR: 1ZE,1ZP					
	2.0 FSI	110		05.05	01.14	PR: 1ZE,1ZP					
	2.0 TDI			05.05	01.14	PR: 1ZE,1ZP					
	2.0 TDI	81		01.09	01.14	PR: 1ZE,1ZP					
	2.0 TDI	103		01.05	01.14	PR: 1ZE,1ZP					
	1.2 TSI			08.09	01.14	PR: 1LJ,1ZA	24.0125-0158.1	425158		312 25,0 22,0 V L +S +B	
	1.4 16V			01.05	01.14	PR: 1LJ,1ZA	24.0325-0158.1	525158		312 25,0 22,0 V L +S +B PD	
	1.4 FSI	66		07.05	01.14	PR: 1LJ,1ZA					
	1.4 TSI	90		06.07	01.14	PR: 1LJ,1ZA					
	1.4 TSI	103		05.06	01.14	PR: 1LJ,1ZA					
	1.4 TSI	118		06.08	01.14	PR: 1LJ,1ZA					
	1.4 TSI	125		05.06	01.14	PR: 1LJ,1ZA					
	1.6	75		05.05	01.14	PR: 1LJ,1ZA					
	1.6 BiFuel	75		05.09	01.14	PR: 1LJ,1ZA					
	1.6 FSI	85		01.05	01.14	PR: 1LJ,1ZA					
	1.6 TDI			02.09	01.14	PR: 1LJ,1ZA					

1) - parking assistant / - assistente di parcheggio / - assistance au stationnement / - assistente de aparcamiento
 2) + parking assistant / + assistente di parcheggio / + assistance au stationnement / + assistente de aparcamiento



								
VOLKSWAGEN GOLF Plus (05-14)								
	1.9 TDI 66 1.9 TDI 77 2.0 FSI 110 2.0 TDI 81 2.0 TDI 103		05.05 01.14 PR: 1LJ,1ZA 01.05 01.14 PR: 1LJ,1ZA 05.05 01.14 PR: 1LJ,1ZA 05.05 01.14 PR: 1LJ,1ZA 01.09 01.14 PR: 1LJ,1ZA 01.05 01.14 PR: 1LJ,1ZA		24.0125-0158.1 425158 24.0325-0158.1 525158			312 25,0 22,0 VL +S +B 312 25,0 22,0 VL +S +B PD
	1.2 TSI 1.4 16V 1.4 FSI 66 1.4 TSI 90 1.4 TSI 103 1.4 TSI 118 1.4 TSI 125 1.6 75 1.6 BiFuel 75 1.6 FSI 85 1.6 TDI 1.9 TDI 66 1.9 TDI 77 2.0 FSI 110 2.0 TDI 2.0 TDI 81 2.0 TDI 103		08.09 01.14 01.05 01.14 07.05 01.14 06.07 01.14 05.06 01.14 06.08 01.14 05.06 01.14 05.05 01.14 05.09 01.14 01.05 01.14 02.09 01.14 05.05 01.14 01.05 01.14 05.05 01.14 05.05 01.14 01.09 01.14 01.05 01.14		24.0711-5271.3 360301 24.0711-5272.3 360302	 		Radsensor Radsensor
	1.2 TSI 1.4 16V 1.4 FSI 66 1.4 TSI 90 1.4 TSI 103 1.4 TSI 118 1.4 TSI 125 1.6 75 1.6 BiFuel 75 1.6 BiFuel 75 1.6 FSI 85 1.6 TDI 1.6 TDI 1.9 TDI 66 1.9 TDI 77 2.0 FSI 110 2.0 TDI 2.0 TDI 81 2.0 TDI 103		08.09 01.14 PR: 1KD 01.05 01.14 PR: 1KD 07.05 01.14 PR: 1KD 06.07 01.14 PR: 1KD 05.06 01.14 PR: 1KD 06.08 01.14 PR: 1KD 05.06 01.14 PR: 1KD 05.05 01.14 PR: 1KD 05.09 01.14 PR: 1KD 01.05 01.14 PR: 1KD 02.09 01.14 PR: 1KD 02.09 01.14 PR: 1KD 05.05 01.14 PR: 1KD 01.05 01.14 PR: 1KD 05.05 01.14 PR: 1KD 01.09 01.14 PR: 1KD 01.05 01.14 PR: 1KD		13.0460-2820.2 602820 13.0470-2820.2 LD2820 13.0460-0259.2 610259			20961 17,6 /S LUC 20961 17,6 /S LUC Belagsatz-Zubehör
	1.2 TSI 1.4 16V 1.4 FSI 66 1.4 TSI 90 1.4 TSI 103 1.4 TSI 118 1.4 TSI 125 1.6 75 1.6 BiFuel 75 1.6 FSI 85 1.6 TDI 1.9 TDI 66 1.9 TDI 77 2.0 FSI 110 2.0 TDI 2.0 TDI 81 2.0 TDI 103		08.09 01.14 PR: 1KE,1KZ 01.05 01.14 PR: 1KE,1KZ 07.05 01.14 PR: 1KE,1KZ 06.07 01.14 PR: 1KE,1KZ 05.06 01.14 PR: 1KE,1KZ 06.08 01.14 PR: 1KE,1KZ 05.06 01.14 PR: 1KE,1KZ 05.05 01.14 PR: 1KE,1KZ 05.09 01.14 PR: 1KE,1KZ 01.05 01.14 PR: 1KE,1KZ 02.09 01.14 PR: 1KE,1KZ 02.09 01.14 PR: 1KE,1KZ 05.05 01.14 PR: 1KE,1KZ 01.05 01.14 PR: 1KE,1KZ 05.05 01.14 PR: 1KE,1KZ 01.09 01.14 PR: 1KE,1KZ 01.05 01.14 PR: 1KE,1KZ		13.0460-2880.2 602880 13.0470-2880.2 LD2880 13.0460-0259.2 610259			23914 17,1 /WE/Zub/S LUC 23914 17,1 /WE/Zub/S LUC Belagsatz-Zubehör
	1.2 TSI 1.4 16V 1.4 FSI 66 1.4 TSI 90 1.4 TSI 103 1.4 TSI 118 1.4 TSI 125 1.6 75 1.6 BiFuel 75 1.6 FSI 85 1.6 TDI 1.9 TDI 66 1.9 TDI 77 2.0 FSI 110 2.0 TDI 2.0 TDI 81 2.0 TDI 103		08.09 01.14 PR: 1KD 01.05 01.14 PR: 1KD 07.05 01.14 PR: 1KD 06.07 01.14 PR: 1KD 05.06 01.14 PR: 1KD 06.08 01.14 PR: 1KD 05.06 01.14 PR: 1KD 05.05 01.14 PR: 1KD 05.09 01.14 PR: 1KD 01.05 01.14 PR: 1KD 02.09 01.14 PR: 1KD 02.09 01.14 PR: 1KD 05.05 01.14 PR: 1KD 01.05 01.14 PR: 1KD 05.05 01.14 PR: 1KD 01.09 01.14 PR: 1KD 01.05 01.14 PR: 1KD		24.0110-0277.1 410277 24.0310-0277.1 510277			253 10,0 8,0 +S +B 253 10,0 8,0 +S +B PD
	1.2 TSI 1.4 16V 1.4 FSI 66 1.4 TSI 90 1.4 TSI 103 1.4 TSI 118 1.4 TSI 125 1.6 75 1.6 BiFuel 75 1.6 FSI 85 1.6 TDI 1.9 TDI 66 1.9 TDI 77 2.0 FSI 110 2.0 TDI 2.0 TDI 81 2.0 TDI 103		08.09 01.14 PR: 1KE 01.05 01.14 PR: 1KE 07.05 01.14 PR: 1KE 06.07 01.14 PR: 1KE 05.06 01.14 PR: 1KE 06.08 01.14 PR: 1KE 05.06 01.14 PR: 1KE 05.05 01.14 PR: 1KE 05.09 01.14 PR: 1KE 01.05 01.14 PR: 1KE 02.09 01.14 PR: 1KE 02.09 01.14 PR: 1KE 05.05 01.14 PR: 1KE 01.05 01.14 PR: 1KE 05.05 01.14 PR: 1KE 01.09 01.14 PR: 1KE 01.05 01.14 PR: 1KE		24.0112-0158.1 412158 24.0312-0158.1 512158			256 12,0 10,0 +B 256 12,0 10,0 +B PD





















VOLKSWAGEN GOLF Plus (05-14)

	1.9 TDI	66	05.05	01.14	PR: 1KE	24.0112-0158.1	412158		256 12,0 10,0 +B 256 12,0 10,0 +B PD		
	1.9 TDI	77	01.05	01.14	PR: 1KE	24.0312-0158.1	512158				
	2.0 FSI	110	05.05	01.14	PR: 1KE						
	2.0 TDI		05.05	01.14	PR: 1KE						
	2.0 TDI	81	01.09	01.14	PR: 1KE						
	2.0 TDI	103	01.05	01.14	PR: 1KE						
	1.2 TSI		08.09	01.14	PR: 1KZ	24.0112-0169.1	412169				282 12,0 10,0 +S +B
	1.4 16V		01.05	01.14	PR: 1KZ						
	1.4 FSI	66	07.05	01.14	PR: 1KZ						
	1.4 TSI	90	06.07	01.14	PR: 1KZ						
1.4 TSI	103	05.06	01.14	PR: 1KZ							
1.4 TSI	118	06.08	01.14	PR: 1KZ							
1.4 TSI	125	05.06	01.14	PR: 1KZ							
1.6	75	05.05	01.14	PR: 1KZ							
1.6 BiFuel	75	05.09	01.14	PR: 1KZ							
1.6 FSI	85	01.05	01.14	PR: 1KZ							
1.6 TDI		02.09	01.14	PR: 1KZ							
1.9 TDI	66	05.05	01.14	PR: 1KZ							
1.9 TDI	77	01.05	01.14	PR: 1KZ							
2.0 FSI	110	05.05	01.14	PR: 1KZ							
2.0 TDI		05.05	01.14	PR: 1KZ							
2.0 TDI	81	01.09	01.14	PR: 1KZ							
2.0 TDI	103	01.05	01.14	PR: 1KZ							
	1.2 TSI		08.09	01.14		24.0711-6231.3	360305		Radsensor Radsensor		
	1.4 16V		01.05	01.14		24.0711-6232.3	360306				
	1.4 FSI	66	07.05	01.14							
	1.4 TSI	90	06.07	01.14							
	1.4 TSI	103	05.06	01.14							
	1.4 TSI	118	06.08	01.14							
	1.4 TSI	125	05.06	01.14							
	1.6	75	05.05	01.14							
	1.6 BiFuel	75	05.09	01.14							
	1.6 FSI	85	01.05	01.14							
	1.6 TDI		02.09	01.14							
	1.9 TDI	66	05.05	01.14							
	1.9 TDI	77	01.05	01.14							
	2.0 FSI	110	05.05	01.14							
	2.0 TDI		05.05	01.14							
2.0 TDI	81	01.09	01.14								
2.0 TDI	103	01.05	01.14								

VOLKSWAGEN JETTA V (05-10)

	1.4 TSI	90	05.07	10.10	PR: 12M	13.0460-7117.2	607117		23131 19,6 +/WK 23131 19,6 +/WK	VW VW
	1.4 TSI	103	06.06	10.10	PR: 12M	13.0470-7117.2	LD7117			
	1.4 TSI	118	07.08	10.10	PR: 12M					
	1.4 TSI	125	06.06	10.10	PR: 12M					
	1.6 FSI	85	08.05	10.10	PR: 12M					
	1.6 i 16V	75	08.05	10.10	PR: 12M					
	1.6 TDI		06.09	10.10	PR: 12M					
	1.9 TDI	77	08.05	10.10	PR: 12M					
	2.0 FSI	110	08.05	10.10	PR: 12M					
	2.0 TDI	100	08.05	10.10	PR: 12M					
	2.0 TDI	103	08.05	10.10	PR: 12M					
	2.0 TDI	125	06.06	10.10	PR: 12M					
	2.0 TFSI		10.05	10.10	PR: 12M					
	2.5 FSI		07.08	10.10	PR: 12M					
		1.4 TSI	90	05.07	10.10	PR: 1ZE,1ZP,1ZD,1LJ	13.0460-7184.2			
1.4 TSI		103	06.06	10.10	PR: 1ZE,1ZP,1ZD,1LJ	13.0470-7184.2	LD7184			
1.4 TSI		118	07.08	10.10	PR: 1ZE,1ZP,1ZD,1LJ					
1.4 TSI		125	06.06	10.10	PR: 1ZE,1ZP,1ZD,1LJ					
1.6 FSI		85	08.05	10.10	PR: 1ZE,1ZP,1ZD,1LJ					
1.6 i 16V		75	08.05	10.10	PR: 1ZE,1ZP,1ZD,1LJ					
1.6 TDI			06.09	10.10	PR: 1ZE,1ZP,1ZD,1LJ					
1.9 TDI		77	08.05	10.10	PR: 1ZE,1ZP,1ZD,1LJ					
2.0 FSI		110	08.05	10.10	PR: 1ZE,1ZP,1ZD,1LJ					
2.0 TDI		100	09.05	10.10	PR: 1ZE,1ZP,1ZD,1LJ					
2.0 TDI		103	08.05	10.10	PR: 1ZE,1ZP,1ZD,1LJ					
2.0 TDI		125	06.06	10.10	PR: 1ZE,1ZP,1ZD,1LJ					
2.0 TFSI			10.05	10.10	PR: 1ZE,1ZP,1ZD,1LJ					
2.5 FSI			07.08	10.10	PR: 1ZE,1ZP,1ZD,1LJ					
		1.4 TSI	90	05.07	10.10	PR: 12M	24.0122-0210.1	422210		280 22,0 19,0 V L +S +B 280 22,0 19,0 V L +S +B PD
	1.4 TSI	103	06.06	10.10	PR: 12M	24.0322-0210.1	522210			
	1.4 TSI	118	07.08	10.10	PR: 12M					
	1.4 TSI	125	06.06	10.10	PR: 12M					
	1.6 FSI	85	08.05	10.10	PR: 12M					
	1.6 i 16V	75	08.05	10.10	PR: 12M					
	1.6 TDI		06.09	10.10	PR: 12M					
	1.9 TDI	77	08.05	10.10	PR: 12M					
	2.0 FSI	110	08.05	10.10	PR: 12M					
	2.0 TDI	100	09.05	10.10	PR: 12M					
	2.0 TDI	103	08.05	10.10	PR: 12M					
	2.0 TDI	125	06.06	10.10	PR: 12M					
	2.0 TFSI		10.05	10.10	PR: 12M					
	2.5 FSI		07.08	10.10	PR: 12M					
		1.4 TSI	90	05.07	10.10	PR: 1ZE,1ZP	24.0125-0145.1	425145		
1.4 TSI		103	06.06	10.10	PR: 1ZE,1ZP	24.0325-0145.1	525145			
1.4 TSI		118	07.08	10.10	PR: 1ZE,1ZP					



								
VOLKSWAGEN JETTA V (05-10)								
	1.4 TSI 125 1.6 FSI 85 1.6 i 16V 75 1.6 TDI 1.9 TDI 77 2.0 FSI 110 2.0 TDI 100 2.0 TDI 103 2.0 TDI 125 2.0 TFSI 2.5 FSI		06.06 10.10 PR: 1ZE,1ZP 08.05 10.10 PR: 1ZE,1ZP 08.05 10.10 PR: 1ZE,1ZP 06.09 10.10 PR: 1ZE,1ZP 08.05 10.10 PR: 1ZE,1ZP 08.05 10.10 PR: 1ZE,1ZP 09.05 10.10 PR: 1ZE,1ZP 08.05 10.10 PR: 1ZE,1ZP 06.06 10.10 PR: 1ZE,1ZP 10.05 10.10 PR: 1ZE,1ZP 07.08 10.10 PR: 1ZE,1ZP		24.0125-0145.1 425145 24.0325-0145.1 525145			288 25,0 22,0 V L +S +B 288 25,0 22,0 V L +S +B PD
	1.4 TSI 90 1.4 TSI 103 1.4 TSI 118 1.4 TSI 125 1.6 FSI 85 1.6 i 16V 75 1.6 TDI 1.9 TDI 77 2.0 FSI 110 2.0 TDI 100 2.0 TDI 103 2.0 TDI 125 2.0 TFSI 2.5 FSI		05.07 10.10 PR: 1LJ,1ZD 06.06 10.10 PR: 1LJ,1ZD 07.08 10.10 PR: 1LJ,1ZD 06.06 10.10 PR: 1LJ,1ZD 08.05 10.10 PR: 1LJ,1ZD 08.05 10.10 PR: 1LJ,1ZD 06.09 10.10 PR: 1LJ,1ZD 08.05 10.10 PR: 1LJ,1ZD 08.05 10.10 PR: 1LJ,1ZD 09.05 10.10 PR: 1LJ,1ZD 08.05 10.10 PR: 1LJ,1ZD 06.06 10.10 PR: 1LJ,1ZD 10.05 10.10 PR: 1LJ,1ZD 07.08 10.10 PR: 1LJ,1ZD		24.0125-0158.1 425158 24.0325-0158.1 525158			312 25,0 22,0 V L +S +B 312 25,0 22,0 V L +S +B PD
	1.4 TSI 90 1.4 TSI 103 1.4 TSI 118 1.4 TSI 125 1.6 FSI 85 1.6 i 16V 75 1.6 TDI 1.9 TDI 77 2.0 FSI 110 2.0 TDI 100 2.0 TDI 103 2.0 TDI 125 2.0 TFSI 2.5 FSI		05.07 10.10 06.06 10.10 07.08 10.10 06.06 10.10 08.05 10.10 08.05 10.10 06.09 10.10 08.05 10.10 08.05 10.10 09.05 10.10 08.05 10.10 06.06 10.10 10.05 10.10 07.08 10.10		24.0711-5271.3 360301 24.0711-5272.3 360302	 		Radsensor Radsensor
	1.4 TSI 90 1.4 TSI 103 1.4 TSI 118 1.4 TSI 125 1.6 FSI 85 1.6 i 16V 75 1.6 TDI 1.9 TDI 77 2.0 FSI 110 2.0 TDI 100 2.0 TDI 103 2.0 TDI 125 2.0 TFSI 2.5 FSI		05.07 10.10 PR: 1KE,1KF,1KJ,1KV 06.06 10.10 PR: 1KE,1KF,1KJ,1KV 07.08 10.10 PR: 1KE,1KF,1KJ,1KV 06.06 10.10 PR: 1KE,1KF,1KJ,1KV 08.05 10.10 PR: 1KE,1KF,1KJ,1KV 08.05 10.10 PR: 1KE,1KF,1KJ,1KV 06.09 10.10 PR: 1KE,1KF,1KJ,1KV 08.05 10.10 PR: 1KE,1KF,1KJ,1KV 08.05 10.10 PR: 1KE,1KF,1KJ,1KV 09.05 10.10 PR: 1KE,1KF,1KJ,1KV 08.05 10.10 PR: 1KE,1KF,1KJ,1KV 06.06 10.10 PR: 1KE,1KF,1KJ,1KV 10.05 10.10 PR: 1KE,1KF,1KJ,1KV 07.08 10.10 PR: 1KE,1KF,1KJ,1KV		13.0460-2880.2 602880 13.0470-2880.2 LD2880 13.0460-0259.2 610259			23914 17,1 /WE/Zub/S LUC 23914 17,1 /WE/Zub/S LUC Belagsatz-Zubehör
	1.4 TSI 90 1.4 TSI 103 1.4 TSI 118 1.4 TSI 125 1.6 FSI 85 1.6 i 16V 75 1.6 TDI 1.9 TDI 77 2.0 FSI 110 2.0 TDI 100 2.0 TDI 103 2.0 TDI 125 2.0 TFSI 2.5 FSI		05.07 10.10 PR: 1KE,1KF 06.06 10.10 PR: 1KE,1KF 07.08 10.10 PR: 1KE,1KF 06.06 10.10 PR: 1KE,1KF 08.05 10.10 PR: 1KE,1KF 08.05 10.10 PR: 1KE,1KF 06.09 10.10 PR: 1KE,1KF 08.05 10.10 PR: 1KE,1KF 08.05 10.10 PR: 1KE,1KF 09.05 10.10 PR: 1KE,1KF 08.05 10.10 PR: 1KE,1KF 06.06 10.10 PR: 1KE,1KF 10.05 10.10 PR: 1KE,1KF 07.08 10.10 PR: 1KE,1KF		24.0112-0158.1 412158 24.0312-0158.1 512158			256 12,0 10,0 +B 256 12,0 10,0 +B PD
	1.4 TSI 90 1.4 TSI 103 1.4 TSI 118 1.4 TSI 125 1.6 FSI 85 1.6 i 16V 75 1.6 TDI 1.9 TDI 77 2.0 FSI 110 2.0 TDI 100 2.0 TDI 103 2.0 TDI 125 2.0 TFSI 2.5 FSI		05.07 10.10 PR: 1KJ,1KV,1KY 06.06 10.10 PR: 1KJ,1KV,1KY 07.08 10.10 PR: 1KJ,1KV,1KY 06.06 10.10 PR: 1KJ,1KV,1KY 08.05 10.10 PR: 1KJ,1KV,1KY 08.05 10.10 PR: 1KJ,1KV,1KY 06.09 10.10 PR: 1KJ,1KV,1KY 08.05 10.10 PR: 1KJ,1KV,1KY 08.05 10.10 PR: 1KJ,1KV,1KY 09.05 10.10 PR: 1KJ,1KV,1KY 08.05 10.10 PR: 1KJ,1KV,1KY 06.06 10.10 PR: 1KJ,1KV,1KY 10.05 10.10 PR: 1KJ,1KV,1KY 07.08 10.10 PR: 1KJ,1KV,1KY		24.0112-0169.1 412169			282 12,0 10,0 +S +B
	1.4 TSI 90 1.4 TSI 103 1.4 TSI 118 1.4 TSI 125 1.6 FSI 85 1.6 i 16V 75		05.07 10.10 06.06 10.10 07.08 10.10 06.06 10.10 08.05 10.10 08.05 10.10		24.0711-6231.3 360305 24.0711-6232.3 360306	 		Radsensor Radsensor























VOLKSWAGEN JETTA V (05-10)

	1.6 TDI			06.09	10.10	24.0711-6231.3	360305			Radsensor
	1.9 TDI	77		08.05	10.10	24.0711-6232.3	360306			Radsensor
	2.0 FSI	110		08.05	10.10					
	2.0 TDI	100		09.05	10.10					
	2.0 TDI	103		08.05	10.10					
	2.0 TDI	125		06.06	10.10					
	2.0 TFSI			10.05	10.10					
	2.5 FSI			07.08	10.10					

VOLKSWAGEN JETTA VI (11-)

	1.2 TSI	77		04.11		13.0460-7117.2	607117			23131 19,6 +/WK	VW
	1.4 TSI			04.11		13.0470-7117.2	LD7117			23131 19,6 +/WK	VW
	1.4 TSI	90		04.11							
	1.4 TSI	92		08.14							
	1.4 TSI	110		08.14							
	1.4 TSI Hybrid	110		04.11							
	1.6			12.11							
	1.6 TDI	77		04.11							
	1.8 TSI	125		07.14							
	2.0 TDI	103		04.11							
	2.0 TDI	110		08.14							
	2.0 TSI	147		04.11							
	2.0 TSI	155		12.12							
	1.2 TSI	77		04.11	PR: 1ZQ	13.0460-7111.2	607111			23130 19,6 +	VW
	1.4 TSI			04.11	PR: 1ZQ	13.0470-7111.2	LD7111			23130 19,6 +	VW
	1.4 TSI	90		04.11	PR: 1ZQ						
	1.4 TSI	92		08.14	PR: 1ZQ						
	1.4 TSI	110		08.14	PR: 1ZQ						
	1.4 TSI Hybrid	110		04.11	PR: 1ZQ						
	1.6			12.11	PR: 1ZQ						
	1.6 TDI	77		04.11	PR: 1ZQ						
	1.8 TSI	125		07.14	PR: 1ZQ						
	2.0 TDI	103		04.11	PR: 1ZQ						
	2.0 TDI	110		08.14	PR: 1ZQ						
	2.0 TSI	147		04.11	PR: 1ZQ						
	2.0 TSI	155		12.12	PR: 1ZQ						
	1.2 TSI	77		04.11	PR: 1ZA,1ZB,1ZE	13.0460-7184.2	607184			23587 20,6 +/WK	ATE
	1.4 TSI			04.11	PR: 1ZA,1ZB,1ZE	13.0470-7184.2	LD7184			23587 20,6 +/WK	ATE
	1.4 TSI	90		04.11	PR: 1ZA,1ZB,1ZE						
	1.4 TSI	92		08.14	PR: 1ZA,1ZB,1ZE						
	1.4 TSI	110		08.14	PR: 1ZA,1ZB,1ZE						
	1.4 TSI Hybrid	110		04.11	PR: 1ZA,1ZB,1ZE						
	1.6			12.11	PR: 1ZA,1ZB,1ZE						
	1.6 TDI	77		04.11	PR: 1ZA,1ZB,1ZE						
	1.8 TSI	125		07.14	PR: 1ZA,1ZB,1ZE						
	2.0 TDI	103		04.11	PR: 1ZA,1ZB,1ZE						
	2.0 TDI	110		08.14	PR: 1ZA,1ZB,1ZE						
	2.0 TSI	147		04.11	PR: 1ZA,1ZB,1ZE						
	2.0 TSI	155		12.12	PR: 1ZA,1ZB,1ZE						
	1.2 TSI	77		04.11	PR: 1LV,1ZP	13.0460-7285.2	607285			23587 20,6 +	ATE
	1.4 TSI			04.11	PR: 1LV,1ZP	13.0470-7285.2	LD7285			23587 20,6 +	ATE
	1.4 TSI	90		04.11	PR: 1LV,1ZP						
	1.4 TSI	92		08.14	PR: 1LV,1ZP						
	1.4 TSI	110		08.14	PR: 1LV,1ZP						
	1.4 TSI Hybrid	110		04.11	PR: 1LV,1ZP						
	1.6			12.11	PR: 1LV,1ZP						
	1.6 TDI	77		04.11	PR: 1LV,1ZP						
	1.8 TSI	125		07.14	PR: 1LV,1ZP						
	2.0 TDI	103		04.11	PR: 1LV,1ZP						
	2.0 TDI	110		08.14	PR: 1LV,1ZP						
	2.0 TSI	147		04.11	PR: 1LV,1ZP						
	2.0 TSI	155		12.12	PR: 1LV,1ZP						
	1.2 TSI	77		04.11	PR: 1ZM,1ZQ	24.0122-0210.1	422210			280 22,0 19,0 V L +S +B	
	1.4 TSI			04.11	PR: 1ZM,1ZQ	24.0322-0210.1	522210			280 22,0 19,0 V L +S +B PD	
	1.4 TSI	90		04.11	PR: 1ZM,1ZQ						
	1.4 TSI	92		08.14	PR: 1ZM,1ZQ						
	1.4 TSI	110		08.14	PR: 1ZM,1ZQ						
	1.4 TSI Hybrid	110		04.11	PR: 1ZM,1ZQ						
	1.6			12.11	PR: 1ZM,1ZQ						
	1.6 TDI	77		04.11	PR: 1ZM,1ZQ						
	1.8 TSI	125		07.14	PR: 1ZM,1ZQ						
	2.0 TDI	103		04.11	PR: 1ZM,1ZQ						
	2.0 TDI	110		08.14	PR: 1ZM,1ZQ						
	2.0 TSI	147		04.11	PR: 1ZM,1ZQ						
	2.0 TSI	155		12.12	PR: 1ZM,1ZQ						
	1.2 TSI	77		04.11	PR: 1ZE,1ZP	24.0125-0145.1	425145			288 25,0 22,0 V L +S +B	
	1.4 TSI			04.11	PR: 1ZE,1ZP	24.0325-0158.1	525158			312 25,0 22,0 V L +S +B PD	
	1.4 TSI	90		04.11	PR: 1ZE,1ZP						
	1.4 TSI	92		08.14	PR: 1ZE,1ZP						
	1.4 TSI	110		08.14	PR: 1ZE,1ZP						
	1.4 TSI Hybrid	110		04.11	PR: 1ZE,1ZP						
	1.6			12.11	PR: 1ZE,1ZP						
	1.6 TDI	77		04.11	PR: 1ZE,1ZP						
	1.8 TSI	125		07.14	PR: 1ZE,1ZP						
	2.0 TDI	103		04.11	PR: 1ZE,1ZP						
	2.0 TDI	110		08.14	PR: 1ZE,1ZP						
	2.0 TSI	147		04.11	PR: 1ZE,1ZP						

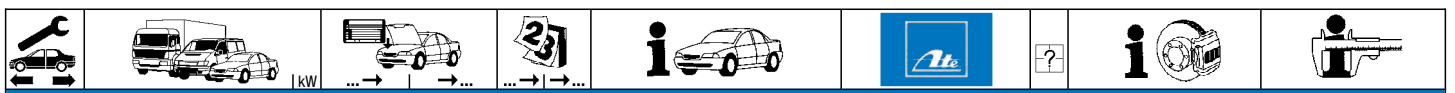


								
VOLKSWAGEN JETTA VI (11-)								
	2.0 TSI	155	12.12	PR: 1ZE,1ZP	24.0125-0145.1 24.0325-0158.1	425145 525158		288 25,0 22,0 VL +S +B 312 25,0 22,0 VL +S +B PD
	1.2 TSI	77	04.11	PR: 1ZA,1ZB,1LV	24.0125-0158.1	425158		312 25,0 22,0 VL +S +B
	1.4 TSI	90	04.11	PR: 1ZA,1ZB,1LV	24.0325-0145.1	525145		288 25,0 22,0 VL +S +B PD
	1.4 TSI	92	08.14	PR: 1ZA,1ZB,1LV				
	1.4 TSI	110	08.14	PR: 1ZA,1ZB,1LV				
	1.4 TSI Hybrid	110	04.11	PR: 1ZA,1ZB,1LV				
	1.6		12.11	PR: 1ZA,1ZB,1LV				
	1.6 TDI	77	04.11	PR: 1ZA,1ZB,1LV				
	1.8 TSI	125	07.14	PR: 1ZA,1ZB,1LV				
	2.0 TDI	103	04.11	PR: 1ZA,1ZB,1LV				
	2.0 TDI	110	08.14	PR: 1ZA,1ZB,1LV				
	2.0 TSI	147	04.11	PR: 1ZA,1ZB,1LV				
	2.0 TSI	155	12.12	PR: 1ZA,1ZB,1LV				
	1.2 TSI	77	04.11		24.0711-5271.3	360301		Radsensor
	1.4 TSI	90	04.11		24.0711-5272.3	360302		Radsensor
	1.4 TSI	92	08.14					
	1.4 TSI	110	08.14					
	1.4 TSI Hybrid	110	04.11					
	1.6		12.11					
	1.6 TDI	77	04.11					
	1.8 TSI	125	07.14					
	2.0 TDI	103	04.11					
	2.0 TDI	110	08.14					
	2.0 TSI	147	04.11					
	2.0 TSI	155	12.12					
	1.2 TSI	77	04.11	PR: 1KS,1KT	13.0460-3858.2	603858		24563 17,7 /Zub/S BOS
	1.4 TSI	90	04.11	PR: 1KS,1KT	13.0470-3858.2	LD3858		24563 17,7 /Zub/S BOS
	1.4 TSI	92	04.11	PR: 1KS,1KT				
	1.4 TSI Hybrid	110	04.11	PR: 1KS,1KT				
	1.6		12.11	PR: 1KS,1KT				
	1.6 TDI	77	04.11	PR: 1KS,1KT				
	2.0 TDI	103	04.11	PR: 1KS,1KT				
	2.0 TSI	147	04.11	PR: 1KS,1KT				
	2.0 TSI	155	12.12	PR: 1KS,1KT				
	1.2 TSI	77	04.11	PR: 1KD,1KU	13.0460-2823.2	602823		23554 17,2 /S LUC
	1.4 TSI	90	04.11	PR: 1KD,1KU	13.0470-2823.2	LD2823		23554 17,2 /S LUC
	1.4 TSI	92	08.14	PR: 1KD,1KU				
	1.4 TSI	110	08.14	PR: 1KD,1KU				
	1.4 TSI Hybrid	110	04.11	PR: 1KD,1KU				
	1.6		12.11	PR: 1KD,1KU				
	1.6 TDI	77	04.11	PR: 1KD,1KU				
	1.8 TSI	125	07.14	PR: 1KD,1KU				
	2.0 TDI	103	04.11	PR: 1KD,1KU				
	2.0 TDI	110	08.14	PR: 1KD,1KU				
	2.0 TSI	147	04.11	PR: 1KD,1KU				
	2.0 TSI	155	12.12	PR: 1KD,1KU				
	1.2 TSI	77	04.11	PR: 1KD,1KU	24.0110-0277.1	410277		253 10,0 8,0 +S +B
	1.4 TSI	90	04.11	PR: 1KD,1KU	24.0310-0277.1	510277		253 10,0 8,0 +S +B PD
	1.4 TSI	92	08.14	PR: 1KD,1KU				
	1.4 TSI	110	08.14	PR: 1KD,1KU				
	1.4 TSI Hybrid	110	04.11	PR: 1KD,1KU				
	1.6		12.11	PR: 1KD,1KU				
	1.6 TDI	77	04.11	PR: 1KD,1KU				
	1.8 TSI	125	07.14	PR: 1KD,1KU				
	2.0 TDI	103	04.11	PR: 1KD,1KU				
	2.0 TDI	110	08.14	PR: 1KD,1KU				
	2.0 TSI	147	04.11	PR: 1KD,1KU				
	2.0 TSI	155	12.12	PR: 1KD,1KU				
	1.2 TSI	77	04.11	PR: 1KS,1KT	24.0110-0356.1	410356		272 9,7 8,0 +S +B
	1.4 TSI	90	04.11	PR: 1KS,1KT				
	1.4 TSI	92	04.11	PR: 1KS,1KT				
	1.4 TSI Hybrid	110	04.11	PR: 1KS,1KT				
	1.6		12.11	PR: 1KS,1KT				
	1.6 TDI	77	04.11	PR: 1KS,1KT				
	2.0 TDI	103	04.11	PR: 1KS,1KT				
	2.0 TSI	147	04.11	PR: 1KS,1KT				
	2.0 TSI	155	12.12	PR: 1KS,1KT				
	1.2 TSI	77	04.11		24.0711-6231.3	360305		Radsensor
	1.4 TSI	90	04.11		24.0711-6232.3	360306		Radsensor
	1.4 TSI	92	08.14		24.0711-6335.3	360365		Radsensor
	1.4 TSI	110	08.14		24.0711-6336.3	360366		Radsensor
	1.4 TSI Hybrid	110	04.11					
	1.6		12.11					
	1.6 TDI	77	04.11					
	1.8 TSI	125	07.14					
	2.0 TDI	103	04.11					
	2.0 TDI	110	08.14					
	2.0 TSI	147	04.11					
	2.0 TSI	155	12.12					

1) - lane change assist / - BLIS (Blind Spot Information System) / - assistance pour changement de voie / - asistente de cambio de carril
2) + lane change assist / + BLIS (Blind Spot Information System) / + assistance pour changement de voie / + asistente de cambio de carril

VOLKSWAGEN LT/LT 4x4 (75-96)												
	LT 28			04.75	07.96	13.0460-5701.2	605701				20392 18,5 /WE	ATE
	LT 31			04.75	07.96	13.0460-0091.2	610091				Belagsatz-Zubehör	ATE
	LT 35			04.75	07.96							
	LT 40			08.78	07.96							
	LT 45			08.78	07.96							
	LT 50			12.82	07.96							
	LT 55			08.85	07.96							
	LT 28	28-B-018541	28-D-007273			24.0120-0114.2	420114				281 19,9 18,0 +B	
	LT 28	28-B-019163	28-D-007273									
	LT 28	28-D-007274			07.96							
	LT 31	28-B-018541	28-D-007273									
	LT 31	28-B-019163	28-D-007273									
	LT 31	28-D-007274			07.96							
	LT 35	28-B-012411			07.96							
	LT 40	28-B-012411			07.96							
	LT 45	28-B-012411			07.96							
	LT 50			12.82	07.96							
	LT 55			08.85	07.96							
	LT 28		28-A0020471	04.75		03.0137-9151.2	669151				Bremsbacken-Zubehör	
	LT 31		28-A0020471	04.75								
	LT 28	28-A0020472			07.96	03.0137-0259.2	650259				252 x 56 HEB	
	LT 31	28-A0020472			07.96	03.0137-9159.2	669159				Bremsbacken-Zubehör	
	LT 35		29-M-009906	04.75								
	LT 35	28-D-007274			07.96							
	LT 40	28-D-007274			07.96							
	LT 45	28-D-007274			07.96							
	LT 50			12.82	07.96							
	LT 55			08.85	07.96							
	LT 28			04.75	07.96	24.0225-2003.1	480047				252/253,5 x 66	
	LT 31			04.75	07.96							
	LT 35		29-M-009906	04.75								
	LT 35			04.75	07.96							
	LT 40			08.78	07.96							
	LT 45			08.78	07.96							
	LT 50			12.82	07.96							
	LT 55			08.85	07.96							
VOLKSWAGEN LT/LT 4x4 (96-06)												
	LT 28			05.96	07.06	13.0460-7196.2	607196				21576 20,7 +/WE	ATE
	LT 35			05.96	07.06	24.8190-0417.2	620417	2			Warnkontakt L=99(167)mm	
	LT 46			05.96	07.06							
	LT 28					13.0460-7909.2	607909				29153 20,0 /WE/Zub/S	PER
	LT 35					13.0460-0281.2	610281				Belagsatz-Zubehör	PER
	LT 46					24.8190-0407.2	620407	2	für Vorg. 13.0460-7904.2 ³⁾		Warnkontakt L=84(185)mm	
	LT 46					24.8190-0417.2	620417	2	für 13.0460-7909.2 ⁴⁾		Warnkontakt L=99(167)mm	
	LT 28			05.96	07.06	24.0122-0161.1	422161				276 22,0 19,0 V L +S +B	
	LT 35			05.96	07.06	24.0322-0161.1	522161				276 22,0 19,0 V L +S +B PD	
	LT 46			05.96	07.06							
	LT 28			05.96	07.06	13.0460-7083.2	607083				21621 17,3 +/WE	ATE
	LT 35			05.96	07.06	24.8190-0407.2	620407	2			Warnkontakt L=84(185)mm	
	LT 35			05.96	07.06							
	LT 35			05.96	12.03	13.0460-3990.2	603990				23021 18,9 /WE	BOS
	LT 46			05.96	07.06	13.0460-0250.2	610250				Belagsatz-Zubehör	BOS
	LT 46			05.96	07.06	13.0460-7909.2	607909				29153 20,0 /WE/Zub/S	PER
	LT 46			05.96	07.06	13.0460-0281.2	610281				Belagsatz-Zubehör	PER
	LT 46			05.96	07.06	24.8190-0407.2	620407	2	für Vorg. 13.0460-7904.2 ³⁾		Warnkontakt L=84(185)mm	
	LT 46			05.96	07.06	24.8190-0417.2	620417	2	für Baumuster LT 28 ⁵⁾		Warnkontakt L=99(167)mm	
	LT 28			05.96	07.06	24.0112-0142.1	412142				258 12,0 10,0 L +S +B	
	LT 35			05.96	07.06	24.0116-0110.1	416110				272 16,0 14,0 L +S +B	
	LT 46			05.96	07.06	24.0122-0196.1	422196		für Baumuster LT 46 ⁶⁾		285 21,9 19,0 V L +B	
	LT 28			05.96	07.06	03.0137-0397.2	650397				160 x 40	
	LT 35			05.96	07.06	03.0137-9255.2	669255				Bremsbacken-Zubehör	
	LT 46			05.96	07.06	03.0137-4001.2	654001				160 x 40 /Zub	
	LT 46			05.96	07.06	03.0137-4015.2	654015				170 x 40 /Zub	
	LT 46			05.96	07.06	03.0137-9256.2	669256				Bremsbacken-Zubehör	
VOLKSWAGEN LUPO (98-05)												
	1.2 TDI 3L	45		06.99	08.05	PR: 1ZB	13.0460-7177.2	607177			23394 13,7 +	VW
	1.0			04.98	08.05	PR: 1LM,1ZN,1LB,1ZC	13.0460-7100.2	607100			21866 17,2 +	VW
	1.4	44		09.00	08.05	PR: 1LM,1ZN,1LB,1ZC	13.0470-7100.2	LD7100			21866 17,2 +	ATE
	1.4 16V	55		10.98	08.05	PR: 1LM,1ZN,1LB,1ZC						
	1.4 16V	74		01.99	08.05	PR: 1LM,1ZN,1LB,1ZC						
	1.4 FSI	77		09.00	08.05	PR: 1LM,1ZN,1LB,1ZC						
	1.4 TDI	55		01.99	08.05	PR: 1LM,1ZN,1LB,1ZC						
	1.6 GTI	92		09.00	08.05	PR: 1LM,1ZN,1LB,1ZC						
	1.7 SDI			04.98	08.05	PR: 1LM,1ZN,1LB,1ZC						
	1.0			04.98	08.05	PR: 1ZE,1ZJ,1ZK,1LX	13.0460-2821.2	602821			21945 16,0 /S	LUC
	1.4	44		09.00	08.05	PR: 1ZE,1ZJ,1ZK,1LX						
	1.4 16V	55		10.98	08.05	PR: 1ZE,1ZJ,1ZK,1LX						
	1.4 16V	74		01.99	08.05	PR: 1ZE,1ZJ,1ZK,1LX						
	1.4 FSI	77		09.00	08.05	PR: 1ZE,1ZJ,1ZK,1LX						
	1.4 TDI	55		01.99	08.05	PR: 1ZE,1ZJ,1ZK,1LX						
	1.6 GTI	92		09.00	08.05	PR: 1ZE,1ZJ,1ZK,1LX						
	1.7 SDI			04.98	08.05	PR: 1ZE,1ZJ,1ZK,1LX						











1) - twin tyres / - ruote gemellate / - roue jumelée / - cubierta doble
2) + twin tyres / + ruote gemellate / + roue jumelée / + cubierta doble
3) f.predec.13.0460-7904.2 / p.prece.13.0460-7904.2 / p.préd.13.0460-7904.2 / p.predec.13.0460-7904.2
4) for 13.0460-7909.2 / per 13.0460-7909.2 / pour 13.0460-7909.2 / para 13.0460-7909.2
5) for design sample LT 28 / per modello tipo LT 28 / pour modèle type LT 28 / para modelo construcc. LT 28
6) for design sample LT 46 / per modello tipo LT 46 / pour modèle type LT 46 / para modelo construcc. LT 46




VOLKSWAGEN LUPO (98-05)

	1.2 TDI 3L	45		06.99	08.05	PR: 1ZB	24.0115-0109.1	415109			239 15,0 13,0 V L +B
	1.0	44		04.98	08.05	PR: 1LM,1ZN,1LB,1ZC	24.0118-0106.1	418106			239 18,0 16,0 V L +S +B
	1.4 16V	55		09.00	08.05	PR: 1LM,1ZN,1LB,1ZC	24.0318-0106.1	518106			239 18,0 16,0 V L +S +B PD
	1.4 16V	74		10.98	08.05	PR: 1LM,1ZN,1LB,1ZC					
	1.4 FSI	77		01.99	08.05	PR: 1LM,1ZN,1LB,1ZC					
	1.4 TDI	55		09.00	08.05	PR: 1LM,1ZN,1LB,1ZC					
	1.6 GTI	92		01.99	08.05	PR: 1LM,1ZN,1LB,1ZC					
	1.7 SDI			09.00	08.05	PR: 1LM,1ZN,1LB,1ZC					
	1.0	44		04.98	08.05	PR: 1ZE,1ZJ,1ZK	24.0120-0128.1	420128			256 20,0 18,0 V L +S +B
	1.4	55		09.00	08.05	PR: 1ZE,1ZJ,1ZK	24.0320-0128.1	520128			256 20,0 18,0 V L +S +B PD
	1.4 16V	74		10.98	08.05	PR: 1ZE,1ZJ,1ZK					
	1.4 16V	77		01.99	08.05	PR: 1ZE,1ZJ,1ZK					
	1.4 FSI	77		09.00	08.05	PR: 1ZE,1ZJ,1ZK					
	1.4 TDI	55		01.99	08.05	PR: 1ZE,1ZJ,1ZK					
	1.6 GTI	92		09.00	08.05	PR: 1ZE,1ZJ,1ZK					
	1.7 SDI			04.98	08.05	PR: 1ZE,1ZJ,1ZK					
	1.0	44		04.98	08.05	PR: 1LX	24.0125-0136.1	425136			256 25,0 23,0 V L
	1.4	55		09.00	08.05	PR: 1LX					
	1.4 16V	74		10.98	08.05	PR: 1LX					
	1.4 16V	77		01.99	08.05	PR: 1LX					
	1.4 FSI	77		09.00	08.05	PR: 1LX					
	1.4 TDI	55		01.99	08.05	PR: 1LX					
	1.6 GTI	92		09.00	08.05	PR: 1LX					
	1.7 SDI			04.98	08.05	PR: 1LX					
	1.0	44		04.98	08.05		24.0711-1361.3	360022			Radsensor
	1.4	55		09.00	08.05		24.0711-1362.3	360023			Radsensor
	1.4 16V	74		10.98	08.05						
	1.4 16V	77		01.99	08.05						
	1.4 FSI	77		09.00	08.05						
	1.4 TDI	55		01.99	08.05						
	1.6 GTI	92		09.00	08.05						
	1.7 SDI			04.98	08.05						
	1.2 TDI 3L	45		06.99	08.05		24.0711-5079.3	360102			Radsensor
							24.0711-5080.3	360103			Radsensor
	1.4 16V	74		01.99	08.05		13.0460-2864.2	602864			20961 17,4 /S LUC
	1.4 FSI	77		09.00	08.05		13.0460-2877.2	602877			23554 17,2 +/WK/S LUC
	1.6 GTI	92		09.00	08.05		13.0470-2877.2	LD2877			23554 17,2 +/WK/S LUC
	1.4 16V	74		01.99	08.05		24.0109-0124.1	409124			232 9,0 7,0 +B
	1.4 FSI	77		09.00	08.05						
	1.6 GTI	92		09.00	08.05						
	1.0	44		04.98	08.05		24.0741-1107.3	360042	2		Radsensor
	1.4	55		09.00	08.05						
	1.4 16V	74		10.98	08.05						
	1.4 16V	77		01.99	08.05						
	1.4 FSI	77		09.00	08.05						
	1.4 TDI	55		01.99	08.05						
	1.6 GTI	92		09.00	08.05						
	1.7 SDI			04.98	08.05						
	1.2 TDI 3L	45		06.99	08.05		24.0711-6049.3	360126			Radsensor
							24.0711-6050.3	360127			Radsensor
	1.0		6X-X-003000	04.98			03.0137-0126.2	650126			180 x 31 HEB
	1.4 16V	55	6X-X-003000	10.98			03.0137-9008.2	669008			Bremsbacken-Zubehör
	1.4 TDI	55	6X-X-003000	01.99							
	1.7 SDI		6X-X-003000	04.98							
	1.0	44	6X-X-003001	09.00	08.05		03.0137-0268.2	650268			200 x 40 HEB VW
	1.4	55	6X-X-003001	08.05	08.05		03.0137-9168.2	669168			Bremsbacken-Zubehör VW
	1.4 16V	74	6X-X-003001	08.05	08.05						
	1.4 TDI	55	6X-X-003001	08.05	08.05						
	1.7 SDI		6X-X-003001	08.05	08.05						
	1.2 TDI 3L	45		06.99	08.05		03.0137-9008.2	669008			Bremsbacken-Zubehör
	1.0		6X-X-003000	04.98			24.0218-0036.1	480147			180/181,5 x 41
	1.4 16V	55	6X-X-003000	10.98							
	1.4 TDI	55	6X-X-003000	01.99							
	1.7 SDI		6X-X-003000	04.98							
	1.0	44	6X-X-003001	09.00	08.05		24.0220-0032.1	480130			200/201,5 x 50,5
	1.4	55	6X-X-003001	08.05	08.05						
	1.4 16V	74	6X-X-003001	08.05	08.05						
	1.4 TDI	55	6X-X-003001	08.05	08.05						
	1.7 SDI		6X-X-003001	08.05	08.05						
	1.0	55	6X-X-003000	04.98		- ABS	03.0520-0215.3	690215			15,87/180x31 TopKit VW
	1.4 16V	55	6X-X-003000	10.98		- ABS					
	1.4 TDI	55	6X-X-003000	01.99		- ABS					
	1.7 SDI		6X-X-003000	04.98		- ABS					
	1.0	44	6X-X-003001	09.00	08.05	- ABS	03.0520-0415.3	690415			15,87/200x40 TopKit VW
	1.4	55	6X-X-003001	08.05	08.05	- ABS					
	1.4 16V	74	6X-X-003001	08.05	08.05	- ABS					
	1.4 TDI	55	6X-X-003001	08.05	08.05	- ABS					
	1.7 SDI		6X-X-003001	08.05	08.05	- ABS					
	1.0	44	6X-X-003001	09.00	08.05	+ ABS	03.0520-1517.3	691517			17,46/200x40 TopKit VW
	1.4	55	6X-X-003001	08.05	08.05	+ ABS	03.0420-1517.3	681517			17,46/200x40 Kit VW
	1.4 16V	74	6X-X-003001	08.05	08.05	+ ABS					
	1.4 TDI	55	6X-X-003001	08.05	08.05	+ ABS					
	1.7 SDI		6X-X-003001	08.05	08.05	+ ABS					



VOLKSWAGEN NEW BEETLE (98-10)											
	1.9 TDI	66	9C-X-999000	01.98	PR: 1ZM	13.0460-7111.2	607111		23130 19,6 +	VW	
	2.0	85	9C-X-999000	01.98	PR: 1ZM	13.0470-7111.2	LD7111		23130 19,6 +	VW	
	1.4	55		08.01	05.10 PR: 1ZP,1ZM	13.0460-7117.2	607117		23131 19,6 +/WK	VW	
	1.6			11.99	05.10 PR: 1ZP,1ZM	13.0470-7117.2	LD7117		23131 19,6 +/WK	VW	
	1.8 T	110		10.99	05.10 PR: 1ZP,1ZM						
	1.8 T	132		11.01	06.05 PR: 1ZP,1ZM						
	1.9 TDI	66	9C-Y-600001		02.01 PR: 1ZP,1ZM						
	1.9 TDI	74		10.00	05.10 PR: 1ZP,1ZM						
	1.9 TDI	77		07.05	05.10 PR: 1ZP,1ZM						
	2.0	85	9C-Y-600001		05.10 PR: 1ZP,1ZM						
	1.9 TDI	66	9C-X-699000	01.98	PR: 1ZE,1ZH	13.0460-7081.2	607081		21911 20,3 +	ATE	
	2.0	85	9C-X-699000	01.98	PR: 1ZE,1ZH	13.0470-7081.2	LD7081		21911 20,3 +	ATE	
	1.4	55		08.01	05.10 PR: 1ZD,1ZE	13.0460-7122.2	607122		23392 20,3 +/WK	ATE	
	1.6			11.99	05.10 PR: 1ZD,1ZE	13.0470-7122.2	LD7122		23392 20,3 +/WK	ATE	
1.8 T	110		10.99	05.10 PR: 1ZD,1ZE							
1.8 T	132		11.01	06.05 PR: 1ZD,1ZE							
1.9 TDI	66	9C-Y-600001		02.01 PR: 1ZD,1ZE							
1.9 TDI	74		10.00	05.10 PR: 1ZD,1ZE							
1.9 TDI	77		07.05	05.10 PR: 1ZD,1ZE							
2.0	85	9C-Y-600001		05.10 PR: 1ZD,1ZE							
2.3 V5	125		10.00	05.05							
3.2 RSI	165		04.00	03.03							
	1.4	55		08.01	05.10 PR: 1ZP,1ZM	24.0122-0150.1	422150		280 22,0 19,0 V L +S +B		
	1.6			11.99	05.10 PR: 1ZP,1ZM	24.0322-0150.1	522150		280 22,0 19,0 V L +S +B PD		
	1.8 T	110		10.99	05.10 PR: 1ZP,1ZM						
	1.8 T	132		11.01	06.05 PR: 1ZP,1ZM						
	1.9 TDI	66		01.98	02.01 PR: 1ZP,1ZM						
	1.9 TDI	74		10.00	05.10 PR: 1ZP,1ZM						
	1.9 TDI	77		07.05	05.10 PR: 1ZP,1ZM						
	2.0	85		01.98	05.10 PR: 1ZP,1ZM						
	1.4	55		08.01	05.10 PR: 1ZD,1ZE	24.0125-0113.1	425113		288 25,0 22,0 V L +S +B		
	1.6			11.99	05.10 PR: 1ZD,1ZE	24.0325-0113.1	525113		288 25,0 22,0 V L +S +B PD		
	1.8 T	110		10.99	05.10 PR: 1ZD,1ZE						
	1.8 T	132		11.01	06.05 PR: 1ZD,1ZE						
1.9 TDI	66		01.98	02.01 PR: 1ZD,1ZE							
1.9 TDI	74		10.00	05.10 PR: 1ZD,1ZE							
1.9 TDI	77		07.05	05.10 PR: 1ZD,1ZE							
2.0	85		01.98	05.10 PR: 1ZD,1ZE							
2.3 V5	125		10.00	12.05	24.0125-0123.1	425123		310 25,0 22,0 V L +B			
3.2 RSI	165		04.00	03.03	24.0325-0123.1	525123		310 25,0 22,0 V L +B PD			
	1.4	55		08.01	05.10	24.0711-1361.3	360022		Radsensor		
	1.6			11.99	05.10	24.0711-1362.3	360023		Radsensor		
	1.8 T	110		10.99	05.10						
	1.8 T	132		11.01	06.05						
	1.9 TDI	66		01.98	02.01						
	1.9 TDI	74		10.00	05.10						
	1.9 TDI	77		07.05	05.10						
	2.0	85		01.98	05.10						
	2.3 V5	125		10.00	05.05						
	3.2 RSI	165		04.00	03.03						
		1.4	55		08.01	05.10 PR: 1KS,1KV	13.0460-2894.2	602894		20961 17,4 /Zub/S	LUC
		1.6			11.99	05.10 PR: 1KS,1KV	13.0470-2894.2	LD2894		20961 17,4 /Zub/S	LUC
1.8 T		110		10.99	05.10 PR: 1KS,1KV	13.0460-0072.2	610072		Belagsatz-Zubehör	LUC	
1.8 T		132		11.01	06.05 PR: 1KS,1KV						
1.9 TDI		66		01.98	02.01 PR: 1KS,1KV						
1.9 TDI		74		10.00	05.10 PR: 1KS,1KV						
1.9 TDI		77		07.05	05.10 PR: 1KS,1KV						
2.0		85		01.98	05.10 PR: 1KS,1KV						
2.3 V5		125		10.00	05.05 PR: 1KS,1KV						
1.8 T		132		11.01	06.05 PR: 1KY	13.0460-2886.2	602886		20961 16,2 /S	LUC	
2.3 V5		125		10.00	05.05 PR: 1KY	13.0470-2886.2	LD2886		20961 16,2 /S	LUC	
3.2 RSI		165		04.00	03.03	13.0460-0072.2	610072		Belagsatz-Zubehör	LUC	
	1.4	55		08.01	05.10 PR: 1KS,1KV	13.0460-2820.2	602820		20961 17,6 /S	LUC	
	1.6			11.99	05.10 PR: 1KS,1KV	13.0470-2820.2	LD2820		20961 17,6 /S	LUC	
	1.8 T	110		10.99	05.10 PR: 1KS,1KV						
	1.8 T	132		11.01	06.05 PR: 1KS,1KV						
	1.9 TDI	66		01.98	02.01 PR: 1KS,1KV						
	1.9 TDI	74		10.00	05.10 PR: 1KS,1KV						
	1.9 TDI	77		07.05	05.10 PR: 1KS,1KV						
	2.0	85		01.98	05.10 PR: 1KS,1KV						
	1.8 T	132		11.01	06.05 PR: 1KY	24.0109-0123.1	409123		230 9,0 7,0 +S +B		
	2.3 V5	125		10.00	05.05 PR: 1KY	24.0309-0123.1	509123		230 9,0 7,0 +S +B PD		
	3.2 RSI	165		04.00	03.03						
		1.4	55		08.01	05.10	24.0741-1107.3	360042	2 	Radsensor	
1.6				11.99	05.10						
1.8 T		110		10.99	05.10						
1.8 T		132		11.01	06.05						
1.9 TDI		66		01.98	02.01						
1.9 TDI		74		10.00	05.10						
1.9 TDI		77		07.05	05.10						
2.0		85		01.98	05.10						
2.3 V5		125		10.00	05.05						
3.2 RSI		165		04.00	03.03						



















VOLKSWAGEN NEW BEETLE Cabriolet (03-10)
















	1.4	55	01.03	05.10	PR: 1ZP,1ZM	13.0460-7117.2	607117			23131 19,6 +/WK	VW
	1.6	75	01.03	05.10	PR: 1ZP,1ZM	13.0470-7117.2	LD7117				
	1.8 T	110	12.03	05.10	PR: 1ZP,1ZM						
	1.9 TDI	74	07.03	05.10	PR: 1ZP,1ZM						
	1.9 TDI	77	07.05	05.10	PR: 1ZP,1ZM						
	2.0	85	01.03	05.10	PR: 1ZP,1ZM						
	1.4	55	01.03	05.10	PR: 1ZD,1ZE	13.0460-7122.2	607122			23392 20,3 +/WK	ATE
	1.6	75	01.03	05.10	PR: 1ZD,1ZE	13.0470-7122.2	LD7122				
	1.8 T	110	12.03	05.10	PR: 1ZD,1ZE						
	1.9 TDI	74	07.03	05.10	PR: 1ZD,1ZE						
	1.9 TDI	77	07.05	05.10	PR: 1ZD,1ZE						
	2.0	85	01.03	05.10	PR: 1ZD,1ZE						
	1.4	55	01.03	05.10	PR: 1ZP,1ZM	24.0122-0150.1	422150			280 22,0 19,0 V L +S +B	PD
	1.6	75	01.03	05.10	PR: 1ZP,1ZM	24.0322-0150.1	522150				
	1.8 T	110	12.03	05.10	PR: 1ZP,1ZM						
	1.9 TDI	74	07.03	05.10	PR: 1ZP,1ZM						
	1.9 TDI	77	07.05	05.10	PR: 1ZP,1ZM						
	2.0	85	01.03	05.10	PR: 1ZP,1ZM						
	1.4	55	01.03	05.10	PR: 1ZD,1ZE	24.0125-0113.1	425113			288 25,0 22,0 V L +S +B	PD
	1.6	75	01.03	05.10	PR: 1ZD,1ZE	24.0325-0113.1	525113				
	1.8 T	110	12.03	05.10	PR: 1ZD,1ZE						
	1.9 TDI	74	07.03	05.10	PR: 1ZD,1ZE						
	1.9 TDI	77	07.05	05.10	PR: 1ZD,1ZE						
	2.0	85	01.03	05.10	PR: 1ZD,1ZE						
	1.4	55	01.03	05.10		24.0711-1361.3	360022			Radsensor	
	1.6	75	01.03	05.10		24.0711-1362.3	360023				
	1.8 T	110	12.03	05.10							
	1.9 TDI	74	07.03	05.10							
	1.9 TDI	77	07.05	05.10							
	2.0	85	01.03	05.10							
	1.4	55	01.03	05.10	PR: 1KS,1KV	13.0460-2894.2	602894			20961 17,4 /Zub/S	LUC
	1.6	75	01.03	05.10	PR: 1KS,1KV	13.0470-2894.2	LD2894				
	1.8 T	110	12.03	05.10	PR: 1KS,1KV	13.0460-0072.2	610072				
	1.9 TDI	74	07.03	05.10	PR: 1KS,1KV						
	1.9 TDI	77	07.05	05.10	PR: 1KS,1KV						
	2.0	85	01.03	05.10	PR: 1KS,1KV						
	1.4	55	01.03	05.10	PR: 1KS,1KV	24.0109-0123.1	409123			230 9,0 7,0 +S +B	PD
	1.6	75	01.03	05.10	PR: 1KS,1KV	24.0309-0123.1	509123				
	1.8 T	110	12.03	05.10	PR: 1KS,1KV						
	1.9 TDI	74	07.03	05.10	PR: 1KS,1KV						
	1.9 TDI	77	07.05	05.10	PR: 1KS,1KV						
	2.0	85	01.03	05.10	PR: 1KS,1KV						
	1.4	55	01.03	05.10		24.0741-1107.3	360042			Radsensor	
	1.6	75	01.03	05.10							
	1.8 T	110	12.03	05.10							
	1.9 TDI	74	07.03	05.10							
	1.9 TDI	77	07.05	05.10							
	2.0	85	01.03	05.10							























VOLKSWAGEN BEETLE (11-)

















	1.2 TSI	77	07.11		PR: 1ZQ	13.0460-7111.2	607111			23130 19,6 +	VW
	1.4 TSI	110	12.14		PR: 1ZQ	13.0470-7111.2	LD7111				
	1.4 TSI	118	04.11		PR: 1ZQ						
	1.6 TDI	77	10.11		PR: 1ZQ						
	2.0 TDI	103	04.11		PR: 1ZQ						
	2.0 TDI	110	09.14		PR: 1ZQ						
	2.0 TSI	147	04.11		PR: 1ZQ						
	2.0 TSI	155	05.13		PR: 1ZQ						
	2.0 TSI	162	12.14		PR: 1ZQ						
	2.0 TSI	162	12.14		PR: 1ZQ						
	2.5	125	04.11		PR: 1ZQ						
	1.2 TSI	77	10.11		PR: 1ZA,1ZB,1ZE	13.0460-7184.2	607184			23587 20,6 +/WK	ATE
	1.4 TSI	110	12.14		PR: 1ZA,1ZB,1ZE	13.0470-7184.2	LD7184				
	1.4 TSI	118	10.11		PR: 1ZA,1ZB,1ZE						
	1.6 TDI	77	10.11		PR: 1ZA,1ZB,1ZE						
	2.0 TDI	81	12.14		PR: 1ZA,1ZB,1ZE						
	2.0 TDI	103	10.11		PR: 1ZA,1ZB,1ZE						
	2.0 TDI	110	09.14		PR: 1ZA,1ZB,1ZE						
	2.0 TSI	147	10.11		PR: 1ZA,1ZB,1ZE						
	2.0 TSI	155	05.13		PR: 1ZA,1ZB,1ZE						
	2.0 TSI	162	12.14		PR: 1ZA,1ZB,1ZE						
	2.5	125	04.11		PR: 1ZA,1ZB,1ZE						
	1.2 TSI	77	07.11		PR: 1LV,1ZD,1ZM,1ZP	13.0460-7117.2	607117			23131 19,6 +/WK	VW
	1.4 TSI	110	12.14		PR: 1LV,1ZD,1ZM,1ZP	13.0470-7117.2	LD7117				
	1.4 TSI	118	04.11		PR: 1LV,1ZD,1ZM,1ZP						
	1.6 TDI	77	10.11		PR: 1LV,1ZD,1ZM,1ZP						
	2.0 TDI	81	12.14		PR: 1LV,1ZD,1ZM,1ZP						
	2.0 TDI	103	04.11		PR: 1LV,1ZD,1ZM,1ZP						
	2.0 TDI	110	09.14		PR: 1LV,1ZD,1ZM,1ZP						
	2.0 TSI	147	04.11		PR: 1LV,1ZD,1ZM,1ZP						
	2.0 TSI	155	05.13		PR: 1LV,1ZD,1ZM,1ZP						
	2.0 TSI	162	12.14		PR: 1LV,1ZD,1ZM,1ZP						
	2.5	125	04.11		PR: 1LV,1ZD,1ZM,1ZP						



	 kW							
VOLKSWAGEN BEETLE (11-)								
	1.2 TSI	77	07.11	PR: 1ZM,1ZQ	24.0122-0210.1	422210		280 22,0 19,0 V L +S +B
	1.4 TSI	110	12.14	PR: 1ZM,1ZQ	24.0322-0210.1	522210		280 22,0 19,0 V L +S +B PD
	1.4 TSI	118	04.11	PR: 1ZM,1ZQ				
	1.6 TDI	77	10.11	PR: 1ZM,1ZQ				
	2.0 TDI	81	12.14	PR: 1ZM,1ZQ				
	2.0 TDI	103	04.11	PR: 1ZM,1ZQ				
	2.0 TDI	110	09.14	PR: 1ZM,1ZQ				
	2.0 TSI	147	04.11	PR: 1ZM,1ZQ				
	2.0 TSI	155	05.13	PR: 1ZM,1ZQ				
	2.0 TSI	162	12.14	PR: 1ZM,1ZQ				
2.5	125	04.11	PR: 1ZM,1ZQ					
	1.2 TSI	77	07.11	PR: 1ZA,1ZB,1ZD,1LV	24.0125-0158.1	425158		312 25,0 22,0 V L +S +B
	1.4 TSI	110	12.14	PR: 1ZA,1ZB,1ZD,1LV	24.0325-0158.1	525158		312 25,0 22,0 V L +S +B PD
	1.4 TSI	118	04.11	PR: 1ZA,1ZB,1ZD,1LV				
	1.6 TDI	77	10.11	PR: 1ZA,1ZB,1ZD,1LV				
	2.0 TDI	81	12.14	PR: 1ZA,1ZB,1ZD,1LV				
	2.0 TDI	103	04.11	PR: 1ZA,1ZB,1ZD,1LV				
	2.0 TDI	110	09.14	PR: 1ZA,1ZB,1ZD,1LV				
	2.0 TSI	147	04.11	PR: 1ZA,1ZB,1ZD,1LV				
	2.0 TSI	155	05.13	PR: 1ZA,1ZB,1ZD,1LV				
	2.0 TSI	162	12.14	PR: 1ZA,1ZB,1ZD,1LV				
2.5	125	04.11	PR: 1ZA,1ZB,1ZD,1LV					
	1.2 TSI	77	07.11	PR: 1ZE,1ZP	24.0125-0145.1	425145		288 25,0 22,0 V L +S +B
	1.4 TSI	110	12.14	PR: 1ZE,1ZP	24.0325-0145.1	525145		288 25,0 22,0 V L +S +B PD
	1.4 TSI	118	04.11	PR: 1ZE,1ZP				
	1.6 TDI	77	10.11	PR: 1ZE,1ZP				
	2.0 TDI	81	12.14	PR: 1ZE,1ZP				
	2.0 TDI	103	04.11	PR: 1ZE,1ZP				
	2.0 TDI	110	09.14	PR: 1ZE,1ZP				
	2.0 TSI	147	04.11	PR: 1ZE,1ZP				
	2.0 TSI	155	05.13	PR: 1ZE,1ZP				
	2.0 TSI	162	12.14	PR: 1ZE,1ZP				
2.5	125	04.11	PR: 1ZE,1ZP					
	1.2 TSI	77	07.11		24.0711-5271.3	360301		Radsensor
	1.4 TSI	110	12.14		24.0711-5272.3	360302		Radsensor
	1.4 TSI	118	04.11					
	1.6 TDI	77	10.11					
	2.0 TDI	81	12.14					
	2.0 TDI	103	04.11					
	2.0 TDI	110	09.14					
	2.0 TSI	147	04.11					
	2.0 TSI	155	05.13					
	2.0 TSI	162	12.14					
2.5	125	04.11						
	1.2 TSI	77	07.11	PR: 1KD,1KU	13.0460-2823.2	602823		23554 17,2 /S LUC
	1.4 TSI	110	12.14	PR: 1KD,1KU	13.0470-2823.2	LD2823		23554 17,2 /S LUC
	1.4 TSI	118	04.11	PR: 1KD,1KU				
	1.6 TDI	77	10.11	PR: 1KD,1KU				
	2.0 TDI	81	12.14	PR: 1KD,1KU				
	2.0 TDI	103	04.11	PR: 1KD,1KU				
	2.0 TDI	110	09.14	PR: 1KD,1KU				
	2.0 TSI	147	04.11	PR: 1KD,1KU				
	2.0 TSI	155	05.13	PR: 1KD,1KU				
	2.0 TSI	162	12.14	PR: 1KD,1KU				
2.5	125	04.11	PR: 1KD,1KU					
	1.2 TSI	77	07.11	PR: 1KS,1KT	13.0460-3858.2	603858		24563 17,7 /Zub/S BOS
	1.4 TSI	110	12.14	PR: 1KS,1KT	13.0470-3858.2	LD3858		24563 17,7 /Zub/S BOS
	1.4 TSI	118	04.11	PR: 1KS,1KT				
	1.6 TDI	77	10.11	PR: 1KS,1KT				
	2.0 TDI	81	12.14	PR: 1KS,1KT				
	2.0 TDI	103	04.11	PR: 1KS,1KT				
	2.0 TDI	110	09.14	PR: 1KS,1KT				
	2.0 TSI	147	04.11	PR: 1KS,1KT				
	2.0 TSI	155	05.13	PR: 1KS,1KT				
	2.0 TSI	162	12.14	PR: 1KS,1KT				
2.5	125	04.11	PR: 1KS,1KT					
	1.2 TSI	77	07.11	PR: 1KS,1KT	24.0110-0356.1	410356		272 9,7 8,0 +S +B
	1.4 TSI	110	12.14	PR: 1KS,1KT				
	1.4 TSI	118	04.11	PR: 1KS,1KT				
	1.6 TDI	77	10.11	PR: 1KS,1KT				
	2.0 TDI	81	12.14	PR: 1KS,1KT				
	2.0 TDI	103	04.11	PR: 1KS,1KT				
	2.0 TDI	110	09.14	PR: 1KS,1KT				
	2.0 TSI	147	04.11	PR: 1KS,1KT				
	2.0 TSI	155	05.13	PR: 1KS,1KT				
	2.0 TSI	162	12.14	PR: 1KS,1KT				
2.5	125	04.11	PR: 1KS,1KT					
	1.2 TSI	77	07.11	PR: 1KD,1KU	24.0110-0277.1	410277		253 10,0 8,0 +S +B
	1.4 TSI	110	12.14	PR: 1KD,1KU				
	1.4 TSI	118	04.11	PR: 1KD,1KU				
	1.6 TDI	77	10.11	PR: 1KD,1KU				
	2.0 TDI	81	12.14	PR: 1KD,1KU				
	2.0 TDI	103	04.11	PR: 1KD,1KU				
	2.0 TDI	110	09.14	PR: 1KD,1KU				
	2.0 TSI	147	04.11	PR: 1KD,1KU				
	2.0 TSI	155	05.13	PR: 1KD,1KU				
	2.0 TSI	162	12.14	PR: 1KD,1KU				
2.5	125	04.11	PR: 1KD,1KU					





									
VOLKSWAGEN BEETLE (11-)									
	2.0 TSI 2.5	162 125	12.14 04.11	PR: 1KD,1KU PR: 1KD,1KU	24.0110-0277.1	410277		253 10,0 8,0 +S +B	
	1.2 TSI 1.4 TSI 1.4 TSI 1.6 TDI 2.0 TDI 2.0 TDI 2.0 TSI 2.0 TSI 2.0 TSI 2.5	77 110 118 77 81 103 110 147 155 162 125	07.11 12.14 04.11 10.11 12.14 04.11 09.14 04.11 05.13 12.14 04.11		24.0711-6231.3 24.0711-6232.3	360305 360306	 	Radsensor Radsensor	
VOLKSWAGEN BEETLE Cabriolet (12-)									
	1.2 TSI 1.4 TSI 1.4 TSI 1.6 TDI 1.8 TSI 2.0 TDI 2.0 TDI 2.0 TDI 2.0 TSI 2.0 TSI 2.0 TSI	77 110 118 77 125 81 103 110 147 155 162	11.12 12.14 11.12 11.12 12.13 12.14 11.12 09.14 11.12 05.13 12.14	PR: 1ZQ PR: 1ZQ PR: 1ZQ PR: 1ZQ PR: 1ZQ PR: 1ZQ PR: 1ZQ PR: 1ZQ PR: 1ZQ PR: 1ZQ PR: 1ZQ	13.0460-7111.2 13.0470-7111.2	607111 LD7111		23130 19,6 + 23130 19,6 +	VW VW
	1.2 TSI 1.4 TSI 1.4 TSI 1.6 TDI 1.8 TSI 2.0 TDI 2.0 TDI 2.0 TDI 2.0 TSI 2.0 TSI 2.0 TSI	77 110 118 77 125 81 103 110 147 155 162	11.12 12.14 11.12 11.12 12.13 12.14 11.12 09.14 11.12 05.13 12.14	PR: 1ZM PR: 1ZM PR: 1ZM PR: 1ZM PR: 1ZM PR: 1ZM PR: 1ZM PR: 1ZM PR: 1ZM PR: 1ZM PR: 1ZM	13.0460-7117.2 13.0470-7117.2	607117 LD7117		23131 19,6 +/WK 23131 19,6 +/WK	VW VW
	1.2 TSI 1.4 TSI 1.4 TSI 1.6 TDI 1.8 TSI 2.0 TDI 2.0 TDI 2.0 TDI 2.0 TSI 2.0 TSI 2.0 TSI	77 110 118 77 125 81 103 110 147 155 162	11.12 12.14 11.12 11.12 12.13 12.14 11.12 09.14 11.12 05.13 12.14	PR: 1ZA,1ZB,1ZE PR: 1ZA,1ZB,1ZE PR: 1ZA,1ZB,1ZE PR: 1ZA,1ZB,1ZE PR: 1ZA,1ZB,1ZE PR: 1ZA,1ZB,1ZE PR: 1ZA,1ZB,1ZE PR: 1ZA,1ZB,1ZE PR: 1ZA,1ZB,1ZE PR: 1ZA,1ZB,1ZE PR: 1ZA,1ZB,1ZE	13.0460-7184.2 13.0470-7184.2	607184 LD7184		23587 20,6 +/WK 23587 20,6 +/WK	ATE ATE
	1.2 TSI 1.4 TSI 1.4 TSI 1.6 TDI 1.8 TSI 2.0 TDI 2.0 TDI 2.0 TDI 2.0 TSI 2.0 TSI 2.0 TSI	77 110 118 77 125 81 103 110 147 155 162	11.12 12.14 11.12 11.12 12.13 12.14 11.12 09.14 11.12 05.13 12.14	PR: 1LV,1ZP PR: 1LV,1ZP PR: 1LV,1ZP PR: 1LV,1ZP PR: 1LV,1ZP PR: 1LV,1ZP PR: 1LV,1ZP PR: 1LV,1ZP PR: 1LV,1ZP PR: 1LV,1ZP PR: 1LV,1ZP	13.0460-7285.2 13.0470-7285.2	607285 LD7285		23587 20,6 + 23587 20,6 +	ATE ATE
	1.2 TSI 1.4 TSI 1.4 TSI 1.6 TDI 1.8 TSI 2.0 TDI 2.0 TDI 2.0 TDI 2.0 TSI 2.0 TSI 2.0 TSI	77 110 118 77 125 81 103 110 147 155 162	11.12 12.14 11.12 11.12 12.13 12.14 11.12 09.14 11.12 05.13 12.14	PR: 1ZM,1ZQ PR: 1ZM,1ZQ PR: 1ZM,1ZQ PR: 1ZM,1ZQ PR: 1ZM,1ZQ PR: 1ZM,1ZQ PR: 1ZM,1ZQ PR: 1ZM,1ZQ PR: 1ZM,1ZQ PR: 1ZM,1ZQ PR: 1ZM,1ZQ	24.0122-0210.1 24.0322-0210.1	422210 522210		280 22,0 19,0 V L +S +B 280 22,0 19,0 V L +S +B PD	
	1.2 TSI 1.4 TSI 1.4 TSI 1.6 TDI 1.8 TSI 2.0 TDI 2.0 TDI 2.0 TDI 2.0 TSI 2.0 TSI 2.0 TSI	77 110 118 77 125 81 103 110 147 155 162	11.12 12.14 11.12 11.12 12.13 12.14 11.12 09.14 11.12 05.13 12.14	PR: 1ZE,1ZP PR: 1ZE,1ZP PR: 1ZE,1ZP PR: 1ZE,1ZP PR: 1ZE,1ZP PR: 1ZE,1ZP PR: 1ZE,1ZP PR: 1ZE,1ZP PR: 1ZE,1ZP PR: 1ZE,1ZP PR: 1ZE,1ZP	24.0125-0145.1 24.0325-0145.1	425145 525145		288 25,0 22,0 V L +S +B 288 25,0 22,0 V L +S +B PD	
	1.2 TSI 1.4 TSI 1.4 TSI 1.6 TDI	77 110 118 77	11.12 12.14 11.12 11.12	PR: 1ZA,1ZB,1LV PR: 1ZA,1ZB,1LV PR: 1ZA,1ZB,1LV PR: 1ZA,1ZB,1LV	24.0125-0158.1 24.0325-0158.1	425158 525158		312 25,0 22,0 V L +S +B 312 25,0 22,0 V L +S +B PD	

										
VOLKSWAGEN BEETLE Cabriolet (12-)										
	1.8 TSI 2.0 TDI 2.0 TDI 2.0 TDI 2.0 TSI 2.0 TSI 2.0 TSI	125 81 103 110 147 155 162		12.13 12.14 11.12 09.14 11.12 05.13 12.14	PR: 1ZA,1ZB,1LV PR: 1ZA,1ZB,1LV PR: 1ZA,1ZB,1LV PR: 1ZA,1ZB,1LV PR: 1ZA,1ZB,1LV PR: 1ZA,1ZB,1LV PR: 1ZA,1ZB,1LV	24.0125-0158.1 24.0325-0158.1	425158 525158		312 25,0 22,0 VL +S +B 312 25,0 22,0 VL +S +B PD	
	1.2 TSI 1.4 TSI 1.4 TSI 1.6 TDI 1.8 TSI 2.0 TDI 2.0 TDI 2.0 TDI 2.0 TSI 2.0 TSI 2.0 TSI	77 110 118 77 125 81 103 110 147 155 162		11.12 12.14 11.12 11.12 12.13 12.14 11.12 09.14 11.12 05.13 12.14		24.0711-5271.3 24.0711-5272.3	360301 360302	 	Radsensor Radsensor	
	1.2 TSI 1.4 TSI 1.4 TSI 1.6 TDI 1.8 TSI 2.0 TDI 2.0 TDI 2.0 TDI 2.0 TSI 2.0 TSI 2.0 TSI	77 110 118 77 125 81 103 110 147 155 162		11.12 12.14 11.12 11.12 12.13 12.14 11.12 09.14 11.12 05.13 12.14	PR: 1KS,1KT PR: 1KS,1KT PR: 1KS,1KT PR: 1KS,1KT PR: 1KS,1KT PR: 1KS,1KT PR: 1KS,1KT PR: 1KS,1KT PR: 1KS,1KT PR: 1KS,1KT PR: 1KS,1KT	13.0460-3858.2 13.0470-3858.2	603858 LD3858		24563 17,7 /Zub/S 24563 17,7 /Zub/S	BOS BOS
	1.2 TSI 1.4 TSI 1.4 TSI 1.6 TDI 1.8 TSI 2.0 TDI 2.0 TDI 2.0 TDI 2.0 TSI 2.0 TSI 2.0 TSI	77 110 118 77 125 81 103 110 147 155 162		11.12 12.14 11.12 11.12 12.13 12.14 11.12 09.14 11.12 05.13 12.14	PR: 1KD,1KU PR: 1KD,1KU PR: 1KD,1KU PR: 1KD,1KU PR: 1KD,1KU PR: 1KD,1KU PR: 1KD,1KU PR: 1KD,1KU PR: 1KD,1KU PR: 1KD,1KU PR: 1KD,1KU	13.0460-2823.2 13.0470-2823.2	602823 LD2823		23554 17,2 /S 23554 17,2 /S	LUC LUC
	1.2 TSI 1.4 TSI 1.4 TSI 1.6 TDI 1.8 TSI 2.0 TDI 2.0 TDI 2.0 TDI 2.0 TSI 2.0 TSI 2.0 TSI	77 110 118 77 125 81 103 110 147 155 162		11.12 12.14 11.12 11.12 12.13 12.14 11.12 09.14 11.12 05.13 12.14	PR: 1KS,1KT PR: 1KS,1KT PR: 1KS,1KT PR: 1KS,1KT PR: 1KS,1KT PR: 1KS,1KT PR: 1KS,1KT PR: 1KS,1KT PR: 1KS,1KT PR: 1KS,1KT PR: 1KS,1KT	24.0110-0356.1	410356		272 9,7 8,0 +S +B	
	1.2 TSI 1.4 TSI 1.4 TSI 1.6 TDI 1.8 TSI 2.0 TDI 2.0 TDI 2.0 TDI 2.0 TSI 2.0 TSI 2.0 TSI	77 110 118 77 125 81 103 110 147 155 162		11.12 12.14 11.12 11.12 12.13 12.14 11.12 09.14 11.12 05.13 12.14	PR: 1KD,1KU PR: 1KD,1KU PR: 1KD,1KU PR: 1KD,1KU PR: 1KD,1KU PR: 1KD,1KU PR: 1KD,1KU PR: 1KD,1KU PR: 1KD,1KU PR: 1KD,1KU PR: 1KD,1KU	24.0110-0277.1	410277		253 10,0 8,0 +S +B	
	1.2 TSI 1.4 TSI 1.4 TSI 1.6 TDI 1.8 TSI 2.0 TDI 2.0 TDI 2.0 TDI 2.0 TSI 2.0 TSI 2.0 TSI	77 110 118 77 125 81 103 110 147 155 162		11.12 12.14 11.12 11.12 12.13 12.14 11.12 09.14 11.12 05.13 12.14		24.0711-6231.3 24.0711-6232.3	360305 360306	 	Radsensor Radsensor	
VOLKSWAGEN PASSAT (94-96)										
	1.6 1.8 1.9 TD 1.9 TDI 1.9 TDI		3A-T-130756 3A-S-300000	10.94 10.93 10.93 10.93 03.96					20168 19,3 /S	LUC
	1.6 1.9 TDI 2.0 2.0 Syncro	55 66 81	3A-T-130757 66 3A-T-000001	12.96 12.96 10.93 01.94					20168 16,0 /S	LUC
	2.0 16V 2.8 VR6			01.94 10.93	12.96 12.96	13.0460-7081.2 13.0470-7081.2	607081 LD7081		21911 20,3 + 21911 20,3 +	ATE ATE

VOLKSWAGEN PASSAT (94-96)											
	2.9 VR6 Syncro			10.94	12.96		13.0460-7081.2	607081		21911 20,3 + 21911 20,3 +	ATE ATE
	1.6 1.8 1.9 TD 1.9 TDI	55 66	3A-T-130756 3A-S-300000	10.94 10.93 10.93 10.93	12.96 12.96 12.96 12.96		24.0113-0178.1 24.0313-0178.1	413178 513178		256 12,9 11,0 +S +B 256 12,9 11,0 +S +B PD	
	1.6 1.9 TDI 2.0 2.0 Syncro 1.9 TDI	66 66	3A-T-130757 3A-T-000001	12.96 12.96 10.93 01.94 03.96	12.96 12.96 12.96 12.96 12.96		24.0120-0128.1 24.0320-0128.1	420128 520128		256 20,0 18,0 V L +S +B 256 20,0 18,0 V L +S +B PD	
	2.0 16V 2.8 VR6 2.9 VR6 Syncro			01.94 12.96 10.94	12.96 12.96 12.96		24.0125-0108.1	425108		280 22,0 20,0 V L +B 280 22,0 20,0 V L +B PD	
	1.6 1.8 1.9 TD 1.9 TDI 2.0 2.0 16V 2.0 Syncro 2.8 VR6 2.9 VR6 Syncro	55		10.94 10.93 10.93 10.93 01.94 01.94 10.93 10.94	12.96 12.96 12.96 12.96 12.96 12.96 12.96 12.96		24.0711-1361.3 24.0711-1362.3	360022 360023	 	Radsensor Radsensor	
	1.9 TDI 1.9 TDI 2.0 2.0 16V 2.0 Syncro 2.8 VR6 2.9 VR6 Syncro	66 81	3A-T-000001	12.96 03.96 10.93 01.94 01.94 10.93 10.94	12.96 12.96 12.96 12.96 12.96 12.96 12.96		13.0460-2984.2 13.0460-0072.2	602984 610072		20961 17,2 /Zub/S Belagsatz-Zubehör	LUC LUC
	1.9 TDI 2.0 1.9 TDI 2.0 16V 2.8 VR6 2.0 Syncro	66 81	3A-T-000001	12.96 10.93 03.96 01.94 10.93 01.94	12.96 12.96 12.96 12.96 12.96 12.96		24.0110-0111.1 24.0110-0275.2 24.0110-0203.1 24.0110-0276.2	410111 410275 410203 410276	ohne Sensorring ¹⁾ mit Sensorring ²⁾ mit Sensorring ²⁾	226 10,0 8,0 +B 226 10,0 8,0 226 10,0 8,0 +B 226 10,0 8,0	
	1.6 1.8 1.9 TD 1.9 TDI 2.0 2.0 16V 2.8 VR6	55	3A-S-300000 3A-S-300000 3A-S-300000 3A-S-300000 3A-S-300000 3A-S-300000 3A-S-300000	10.94 10.93 10.93 10.93 10.93 01.94 10.93	12.96 12.96 12.96 12.96 12.96 12.96 12.96		24.0721-1925.1	360039	2 	Radsensor L=1220	
	1.6 1.8 1.9 TD 1.9 TDI 2.0 2.0 16V 2.8 VR6	55 66	3A-T-000001 3A-T-000001 55 3A-T-000001 3A-T-000001 3A-T-000001 3A-T-000001 3A-T-000001	12.96 12.96 12.96 12.96 12.96 12.96 12.96	12.96 12.96 12.96 12.96 12.96 12.96 12.96		24.0721-1193.3	360092	2 	Radsensor L=870	
	1.6 1.8 1.9 TD 1.9 TDI	55 66	3A-S-300000	10.94 10.93 10.93 10.93	12.96 12.96 12.96 12.96		03.0137-0264.2 03.0137-9149.2	650264 669149		230 x 40 HEB Bremsbacken-Zubehör	VW
	1.6 1.8 1.9 TD 1.9 TDI	55 66	3A-S-300000	10.94 10.93 10.93 10.93	12.96 12.96 12.96 12.96		24.0223-0012.1	480042	ohne Sensorring ¹⁾	230/231,5 x 51,5	
	1.6 1.8 1.9 TD 1.9 TDI	55 66	3A-S-300000	10.94 10.93 10.93 10.93	12.96 12.96 12.96 12.96		03.0520-6120.3	696120		20,64/230x40 TopKit	VW
VOLKSWAGEN PASSAT (97-05)											
	1.6 1.8 1.8 1.8 4motion 1.9 TDI	85 92 66	3B-X-600000 3B-X-600000 3B-X-600000 3B-X-600000 3B-X-600000	10.96 01.97 10.96 10.96 10.96	12.96 12.96 12.96 12.96 12.96	PR: 1LZ,1ZJ +  / + GUS-Staaten ³⁾ PR: 1LZ,1ZJ PR: 1LZ,1ZJ PR: 1LZ,1ZJ	13.0460-2822.2	602822		21945 19,6 /S	LUC
	1.6 1.8 1.8 1.8 4motion 1.9 TDI	85 92 66	3B-Y-000001 3B-Y-000001 3B-Y-000001 3B-Y-000001 3B-Y-000001	09.00 09.00 09.00 09.00 09.00	12.96 12.96 12.96 12.96 12.96	PR: 1LZ,1ZJ +  / + GUS-Staaten ³⁾ PR: 1LZ,1ZJ PR: 1LZ,1ZJ PR: 1LZ,1ZJ	13.0460-2837.2 13.0470-2837.2	602837 LD2837		21945 19,6 +/WK/S 21945 19,6 +/WK/S	LUC LUC
	1.6 1.8 1.8 4motion 1.8 T 1.9 TDI 1.9 TDI 1.9 TDI 1.9 TDI 4motion 2.3	92 66 81 85	3B-X-600000 3B-X-600000 3B-X-600000 3B-X-600000 3B-X-600000 3B-X-600000 3B-X-600000 3B-X-600000 3B-X-600000	10.96 10.96 10.96 10.96 08.98 10.96 10.96	12.96 12.96 12.96 12.96 12.96 12.96 12.96 12.96	PR: 1LB,1ZC PR: 1LB,1ZC PR: 1LB,1ZC PR: 1LB,1ZC PR: 1LB,1ZC PR: 1LB,1ZC PR: 1LB,1ZC PR: 1LB,1ZC	13.0460-7077.2	607077		21624 20,3 +	ATE

¹⁾ without sensor ring / senza sensori / sans secours ABS / sin anillo sensor ABS

²⁾ with sensor ring / con sensori / avec secours ABS / con anillo sensor ABS

³⁾ +  / + GUS States / +  / + Stati del GUS / +  / + Etats de la CEI / +  / + estados del GUS

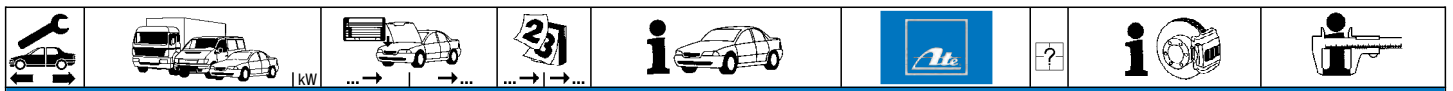
VOLKSWAGEN PASSAT (97-05)

	2.3 4motion 2.5 TDI 2.5 TDI 4motion 2.8 2.8 2.8 4motion		3B-X-600000 06.97 3B-X-600000 08.98 3B-X-600000 08.98 3B-X-600000 01.97 3B-X-600000 08.96 3B-X-600000 10.96	PR: 1LB,1ZC PR: 1LB,1ZC PR: 1LB,1ZC + (C) / + GUS-Staaten 1) PR: 1LB,1ZC PR: 1LB,1ZC	13.0460-7077.2 607077		21624 20,3 +	ATE	
	1.6 1.8 1.8 4motion 1.8 T 1.9 TDI 1.9 TDI 1.9 TDI 1.9 TDI 1.9 TDI 1.9 TDI 4motion 1.9 TDI 4motion 2.0 2.0 2.0 4motion 2.0 TDI 2.3 2.3 4motion 2.5 TDI 2.5 TDI 4motion 2.8 2.8 2.8 4motion	3B-Y-000001 92 3B-Y-000001 3B-Y-000001 3B-Y-000001 66 3B-Y-000001 74 81 3B-Y-000001 85 3B-Y-000001 96 3B-Y-000001 96 85 96 85 100 3B-Y-000001 3B-Y-000001 3B-Y-000001 3B-Y-000001 132 3B-Y-000001 142 3B-Y-000001 3B-Y-000001		06.05 PR: 1LB,1ZC 06.05 PR: 1LB,1ZC 06.05 PR: 1LB,1ZC 06.05 PR: 1LB,1ZC 06.05 PR: 1LB,1ZC 10.00 06.05 PR: 1LB,1ZC 06.05 PR: 1LB,1ZC 06.05 PR: 1LB,1ZC 06.05 PR: 1LB,1ZC 10.00 06.05 PR: 1LB,1ZC 10.00 06.05 PR: 1LB,1ZC 10.00 06.05 PR: 1LB,1ZC 05.02 06.05 PR: 1LB,1ZC 10.00 06.05 PR: 1LB,1ZC 12.03 06.05 PR: 1LB,1ZC 06.05 PR: 1LB,1ZC 06.05 PR: 1LB,1ZC 06.05 PR: 1LB,1ZC 06.05 PR: 1LB,1ZC 06.05 + (C) / + GUS-Staaten 1) 06.05 PR: 1LB,1ZC 06.05 PR: 1LB,1ZC	13.0460-7110.2 607110 13.0470-7110.2 LD7110		23018 20,3 +/WK 23018 20,3 +/WK	ATE ATE	
	1.6 1.8 1.8 4motion 1.8 T 1.9 TDI 1.9 TDI 1.9 TDI 1.9 TDI 1.9 TDI 1.9 TDI 4motion 1.9 TDI 4motion 2.0 2.0 2.0 4motion 2.0 TDI 2.3 2.3 4motion 2.5 TDI 2.5 TDI 4motion 2.8 2.8 2.8 4motion	3B-Y-000001 92 3B-Y-000001 3B-Y-000001 3B-Y-000001 66 3B-Y-000001 74 81 3B-Y-000001 85 3B-Y-000001 96 3B-Y-000001 96 85 96 85 100 3B-Y-000001 3B-Y-000001 3B-Y-000001 3B-Y-000001 132 3B-Y-000001 142 3B-Y-000001 3B-Y-000001		06.05 PR: 1LE, 1LT 06.05 PR: 1LE, 1LT 06.05 PR: 1LE, 1LT 06.05 PR: 1LE, 1LT 06.05 PR: 1LE, 1LT 10.00 06.05 PR: 1LE, 1LT 06.05 PR: 1LE, 1LT 06.05 PR: 1LE, 1LT 06.05 PR: 1LE, 1LT 10.00 06.05 PR: 1LE, 1LT 10.00 06.05 PR: 1LE, 1LT 05.02 06.05 PR: 1LE, 1LT 10.00 06.05 PR: 1LE, 1LT 12.03 06.05 PR: 1LE, 1LT 06.05 PR: 1LE, 1LT 06.05 PR: 1LE, 1LT 06.05 PR: 1LE, 1LT 06.05 PR: 1LE, 1LT 06.05 + (C) / + GUS-Staaten 1) 06.05 PR: 1LE, 1LT 06.05 PR: 1LE, 1LT	13.0460-7110.2 607110 13.0470-7110.2 LD7110		23018 20,3 +/WK 23018 20,3 +/WK	ATE ATE	
	4.0 W8 4motion 4.0 W8 4motion		09.01 06.05 PR: 1ZF,1ZG 09.01 06.05 PR: 1ZF,1ZG		13.0460-7183.2 607183 24.8190-0107.2 620107	1	- gepanzerte Fahrzeuge 2) - gepanzerte Fahrzeuge 2)	21484 20,5 +/WE Warnkontakt L=235mm	ATE
	4.0 W8 4motion		09.01 06.05 PR: 1ZF,1ZG		13.0460-2875.2 602875		+ gepanzerte Fahrzeuge 3)	23280 17,5 +/WK	LUC
	1.6 1.8 1.8 1.8 4motion 1.9 TDI	85 92 92 66	10.96 09.00 PR: 1LZ,1ZJ 01.97 09.00 + (C) / + GUS-Staaten 1) 10.96 09.00 PR: 1LZ,1ZJ 10.96 09.00 PR: 1LZ,1ZJ 10.96 09.00 PR: 1LZ,1ZJ		24.0122-0152.1 422152 24.0322-0152.1 522152		280 22,0 20,0 V L +B 280 22,0 20,0 V L +B PD		
	1.6 1.8 1.8 4motion 1.8 T 1.9 TDI 1.9 TDI 1.9 TDI 1.9 TDI 4motion 2.3 2.3 4motion 2.8 2.8 2.8 4motion	92 66 81 85 66 85 132 142	3B-X-124107 10.96 3B-X-124107 10.96 3B-X-124107 10.96 3B-X-124107 10.96 3B-X-124107 10.96 3B-X-124107 08.98 3B-X-124107 10.96 3B-X-124107 10.96 3B-X-124107 06.97 3B-X-124107 01.97 3B-X-124107 08.96 3B-X-124107 10.96	PR: 1LB,1ZC PR: 1LB,1ZC PR: 1LB,1ZC PR: 1LB,1ZC PR: 1LB,1ZC PR: 1LB,1ZC PR: 1LB,1ZC PR: 1LB,1ZC PR: 1LB,1ZC + (C) / + GUS-Staaten 1) PR: 1LB,1ZC PR: 1LB,1ZC	24.0125-0115.1 425115 24.0325-0115.1 525115		283 25,0 23,0 V L +B 283 25,0 23,0 V L +B PD		
	1.6 1.8 1.8 4motion 1.8 T 1.9 TDI 1.9 TDI 1.9 TDI 1.9 TDI 1.9 TDI 4motion 1.9 TDI 4motion 2.0 2.0 2.0 4motion 2.0 TDI	3B-X-124108 92 3B-X-124108 3B-X-124108 3B-X-124108 66 3B-X-124108 74 81 3B-X-124108 85 3B-X-124108 96 3B-X-124108 96 85 96 85 100		06.05 PR: 1LB,1LE,1ZC 06.05 PR: 1LB,1LE,1ZC 06.05 PR: 1LB,1LE,1ZC 06.05 PR: 1LB,1LE,1ZC 06.05 PR: 1LB,1LE,1ZC 10.00 06.05 PR: 1LB,1LE,1ZC 06.05 PR: 1LB,1LE,1ZC 06.05 PR: 1LB,1LE,1ZC 06.05 PR: 1LB,1LE,1ZC 10.00 06.05 PR: 1LB,1LE,1ZC 10.00 06.05 PR: 1LB,1LE,1ZC 05.02 06.05 PR: 1LB,1LE,1ZC 10.00 06.05 PR: 1LB,1LE,1ZC 12.03 06.05 PR: 1LB,1LE,1ZC	24.0125-0171.1 425171 24.0325-0171.1 525171		288 25,0 23,0 V L +B 288 25,0 23,0 V L +B PD		

1) + (C) / + GUS States / + (C) / + Stati del GUS / + (C) / + Etats de la CEI / + (C) / + estados del GUS

2) - armoured vehicles / - veicoli blindati / - véhicule blindé / - vehículo blindado

3) + armoured vehicles / + veicoli blindati / + véhicule blindé / + vehículo blindado

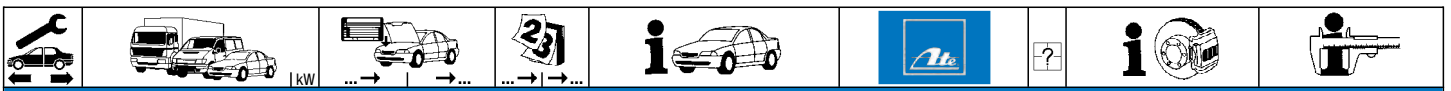


VOLKSWAGEN PASSAT (97-05)

	2.3 2.3 4motion 2.5 TDI 2.5 TDI 4motion	3B-X-124108 3B-X-124108		09.00 PR: 1LB,1LE,1ZC 09.00 PR: 1LB,1LE,1ZC 08.98 09.00 PR: 1LB,1LE,1ZC 08.98 09.00 PR: 1LB,1LE,1ZC	24.0125-0171.1 425171 24.0325-0171.1 525171		288 25,0 23,0 V L +B 288 25,0 23,0 V L +B PD
	2.8 2.8 2.8 4motion	132 3B-X-124108 142 3B-X-124108 3B-X-124108		06.05 + / + GUS-Staaten ¹⁾ 09.00 PR: 1LB,1LE,1ZC 09.00 PR: 1LB,1LE,1ZC	24.0125-0171.1 425171		288 25,0 23,0 V L +B
	2.0 TDI 2.5 TDI 2.5 TDI 4motion	100		12.03 06.05 PR: 1LT 10.00 06.05 PR: 1LT 10.00 06.05 PR: 1LT	24.0125-0172.1 425172 24.0325-0172.1 525172		312 25,0 23,0 V L +B 312 25,0 23,0 V L +B PD
	2.3 2.3 4motion 2.8 2.8 4motion	142		10.00 06.05 PR: 1LT 10.00 06.05 PR: 1LT 10.00 06.05 PR: 1LT 10.00 06.05 PR: 1LT	24.0125-0172.1 425172		312 25,0 23,0 V L +B
	1.6 1.8 1.8 1.8 T 1.9 TDI 1.9 TDI 1.9 TDI 1.9 TDI 1.9 TDI 2.0 2.0 2.0 TDI 2.3 2.5 TDI 2.8 2.8	3B-Y-000001 85 3B-Y-000001 92 3B-Y-000001 3B-Y-000001 66 3B-Y-000001 74 81 3B-Y-000001 85 3B-Y-000001 96 85 96 100 3B-Y-000001 3B-Y-000001 132 3B-Y-000001 142 3B-Y-000001		06.05 09.00 + / + GUS-Staaten ¹⁾ 09.00 06.05 09.00 10.00 06.05 06.05 10.00 06.05 05.02 06.05 12.03 06.05 06.05 06.05 06.05 + / + GUS-Staaten ¹⁾ 06.05	24.0710-5014.3 360369	2	Radsensor
	1.8 4motion 1.9 TDI 4motion 2.8 4motion			10.96 04.97 10.96 04.97 10.96 04.97	24.0711-1361.3 360022 24.0711-1362.3 360023	 	Radsensor Radsensor
	1.8 4motion 1.9 TDI 4motion 2.3 4motion 2.5 TDI 4motion 2.8 4motion	3B-Y-000001 3B-Y-000001 3B-Y-000001 3B-Y-000001 3B-Y-000001		09.00 09.00 09.00 09.00 09.00	24.0710-5014.3 360369	2	Radsensor
	1.9 TDI 4motion 1.9 TDI 4motion 2.0 4motion 2.3 4motion 2.5 TDI 4motion 2.8 4motion 4.0 W8 4motion	96 85		10.00 06.05 10.00 06.05 10.00 06.05 10.00 06.05 10.00 06.05 10.00 06.05 09.01 06.05	24.0710-5014.3 360369	2	Radsensor
	1.6 1.8 1.8 1.8 4motion 1.8 T 1.9 TDI 1.9 TDI 1.9 TDI 1.9 TDI 1.9 TDI 1.9 TDI 4motion 1.9 TDI 4motion 2.0 2.0 2.0 2.0 4motion 2.0 TDI 2.3 2.3 4motion 2.5 TDI 2.5 TDI 4motion 2.8 2.8 2.8 4motion 4.0 W8 4motion	85 92 66 74 81 85 96 96 85 96 85 96 85 100 132 142		10.96 06.05 PR: 1KD,1KE,1KF,1KW 01.97 09.00 + / + GUS-Staaten ¹⁾ 10.96 09.00 PR: 1KD,1KE,1KF,1KW 10.96 09.00 PR: 1KD,1KE,1KF,1KW 10.96 06.05 PR: 1KD,1KE,1KF,1KW 10.96 09.00 PR: 1KD,1KE,1KF,1KW 10.00 06.05 PR: 1KD,1KE,1KF,1KW 10.96 06.05 PR: 1KD,1KE,1KF,1KW 08.98 06.05 PR: 1KD,1KE,1KF,1KW 10.00 06.05 PR: 1KD,1KE,1KF,1KW 10.96 06.05 PR: 1KD,1KE,1KF,1KW 10.00 06.05 PR: 1KD,1KE,1KF,1KW 10.00 06.05 PR: 1KD,1KE,1KF,1KW 05.02 06.05 PR: 1KD,1KE,1KF,1KW 10.00 06.05 PR: 1KD,1KE,1KF,1KW 12.03 06.05 PR: 1KD,1KE,1KF,1KW 10.96 06.05 PR: 1KD,1KE,1KF,1KW 06.97 06.05 PR: 1KD,1KE,1KF,1KW 08.98 06.05 PR: 1KD,1KE,1KF,1KW 08.98 06.05 PR: 1KD,1KE,1KF,1KW 01.97 06.05 + / + GUS-Staaten ¹⁾ 08.96 06.05 PR: 1KD,1KE,1KF,1KW 10.96 06.05 PR: 1KD,1KE,1KF,1KW 09.01 06.05 PR: 1KD,1KE,1KF,1KW	13.0460-2820.2 602820 13.0470-2820.2 LD2820 13.0460-0072.2 610072		20961 17,6 /S LUC 20961 17,6 /S LUC Belagsatz-Zubehör LUC
	1.6 1.8 1.8 1.8 T 1.9 TDI 1.9 TDI 1.9 TDI 1.9 TDI 1.9 TDI 2.0 2.0 2.0 2.0 4motion 2.0 TDI 2.3 2.3 4motion 2.5 TDI 2.5 TDI 4motion 2.8 2.8 2.8 4motion 4.0 W8 4motion	85 92 66 74 81 85 96 96 85 96 85 100 132 142		10.96 06.05 PR: 1KD,1KE,1KF,1KW 01.97 09.00 + / + GUS-Staaten ¹⁾ 10.96 09.00 PR: 1KD,1KE,1KF,1KW 10.96 06.05 PR: 1KD,1KE,1KF,1KW 10.96 09.00 PR: 1KD,1KE,1KF,1KW 10.00 06.05 PR: 1KD,1KE,1KF,1KW 10.96 06.05 PR: 1KD,1KE,1KF,1KW 08.98 06.05 PR: 1KD,1KE,1KF,1KW 10.00 06.05 PR: 1KD,1KE,1KF,1KW 10.96 06.05 PR: 1KD,1KE,1KF,1KW 10.00 06.05 PR: 1KD,1KE,1KF,1KW 05.02 06.05 PR: 1KD,1KE,1KF,1KW 12.03 06.05 PR: 1KD,1KE,1KF,1KW 10.96 06.05 PR: 1KD,1KE,1KF,1KW 06.97 06.05 PR: 1KD,1KE,1KF,1KW 08.98 06.05 PR: 1KD,1KE,1KF,1KW 08.98 06.05 PR: 1KD,1KE,1KF,1KW 01.97 06.05 + / + GUS-Staaten ¹⁾ 08.96 06.05 PR: 1KD,1KE,1KF,1KW 10.96 06.05 PR: 1KD,1KE,1KF,1KW 09.01 06.05 PR: 1KD,1KE,1KF,1KW	24.0110-0201.1 410201 24.0310-0201.1 510201		245 10,0 8,0 +B 245 10,0 8,0 +B PD

¹⁾ + / + GUS States / + / + Stati del GUS / + / + Etats de la CEI / + / + estados del GUS


















VOLKSWAGEN PASSAT (97-05)




	1.8 4motion		10.96	06.05	PR: 1KD,1KF	24.0110-0224.1	410224		245 10,0 8,0 +B
	1.9 TDI 4motion		10.96	06.05	PR: 1KD,1KF	24.0310-0224.1	510224		245 10,0 8,0 +B PD
	1.9 TDI 4motion	96	10.00	06.05	PR: 1KD,1KF				
	2.0 4motion	85	10.00	06.05	PR: 1KD,1KF				
	2.3 4motion		06.97	06.05	PR: 1KD,1KF				
	2.5 TDI 4motion		08.98	06.05	PR: 1KD,1KF				
	2.8 4motion		10.96	06.05	PR: 1KD,1KF				
	4.0 W8 4motion		09.01	06.05	PR: 1KD,1KF				
	1.8 4motion		10.96	06.05	PR: 1KE	24.0122-0221.1	422221		256 22,0 20,0 V L +B
	1.9 TDI 4motion		10.96	06.05	PR: 1KE				
1.9 TDI 4motion	96	10.00	06.05	PR: 1KE					
2.0 4motion	85	10.00	06.05	PR: 1KE					
2.3 4motion		06.97	06.05	PR: 1KE					
2.5 TDI 4motion		08.98	06.05	PR: 1KE					
2.8 4motion		10.96	06.05	PR: 1KE					
4.0 W8 4motion		09.01	06.05	PR: 1KE					
1.8 4motion		10.96	06.05	PR: 1KW	24.0122-0222.1	422222		269 22,0 20,0 V L +B	
1.9 TDI 4motion		10.96	06.05	PR: 1KW					
1.9 TDI 4motion	96	10.00	06.05	PR: 1KW					
2.0 4motion	85	10.00	06.05	PR: 1KW					
2.3 4motion		06.97	06.05	PR: 1KW					
2.5 TDI 4motion		08.98	06.05	PR: 1KW					
2.8 4motion		10.96	06.05	PR: 1KW					
4.0 W8 4motion		09.01	06.05	PR: 1KW					

VOLKSWAGEN PASSAT Limousine (05-10)






	1.4 TSI		10.07	07.10	PR: 1LJ,1LH,1ZG,1ZM	13.0460-7184.2	607184		23587 20,6 +/WK	ATE
	1.6	75	03.05	07.10	PR: 1LJ,1LH,1ZG,1ZM	13.0470-7184.2	LD7184		23587 20,6 +/WK	ATE
	1.6 FSI	85	03.05	07.10	PR: 1LJ,1LH,1ZG,1ZM					
	1.6 TDI	77	08.09	07.10	PR: 1LJ,1LH,1ZG,1ZM					
	1.8 TSI	112	11.09	07.10	PR: 1LJ,1LH,1ZG,1ZM					
	1.8 TSI	118	10.07	07.10	PR: 1LJ,1LH,1ZG,1ZM					
	1.9 TDI	77	03.05	07.10	PR: 1LJ,1LH,1ZG,1ZM					
	2.0 FSI	110	03.05	07.10	PR: 1LJ,1LH,1ZG,1ZM					
	2.0 FSI	147	03.05	07.10	PR: 1LJ,1LH,1ZG,1ZM					
	2.0 FSI 4motion	110	03.05	07.10	PR: 1LJ,1LH,1ZG,1ZM					
	2.0 TDI		03.05	07.10	PR: 1LJ,1LH,1ZG,1ZM					
	2.0 TDI	120	03.05	07.10	PR: 1LJ,1LH,1ZG,1ZM					
	2.0 TDI	125	08.05	07.10	PR: 1LJ,1LH,1ZG,1ZM					
	2.0 TDI 16V	103	03.05	07.10	PR: 1LJ,1LH,1ZG,1ZM					
	2.0 TDI 4motion	103	03.05	07.10	PR: 1LJ,1LH,1ZG,1ZM					
	2.0 TDI 4motion	125	05.09	07.10	PR: 1LJ,1LH,1ZG,1ZM					
	3.2 V6 FSI 4motion	184	09.05	07.10	PR: 1LJ,1LH,1ZG,1ZM					
	3.6 R36	220	04.07	07.10	PR: 1LJ,1LH,1ZG,1ZM					
	1.4 TSI		10.07	07.10	PR: 1LK,1LM	13.0460-7200.2	607200		23801 20,3 +/WK	ATE
	1.6	75	03.05	07.10	PR: 1LK,1LM	13.0470-7200.2	LD7200		23801 20,3 +/WK	ATE
1.6 FSI	85	03.05	07.10	PR: 1LK,1LM						
1.6 TDI	77	08.09	07.10	PR: 1LK,1LM						
1.8 TSI	112	11.09	07.10	PR: 1LK,1LM						
1.8 TSI	118	10.07	07.10	PR: 1LK,1LM						
1.9 TDI	77	03.05	07.10	PR: 1LK,1LM						
2.0 FSI	110	03.05	07.10	PR: 1LK,1LM						
2.0 FSI	147	03.05	07.10	PR: 1LK,1LM						
2.0 FSI 4motion	110	03.05	07.10	PR: 1LK,1LM						
2.0 TDI		03.05	07.10	PR: 1LK,1LM						
2.0 TDI	120	03.05	07.10	PR: 1LK,1LM						
2.0 TDI	125	08.05	07.10	PR: 1LK,1LM						
2.0 TDI 16V	103	03.05	07.10	PR: 1LK,1LM						
2.0 TDI 4motion	103	03.05	07.10	PR: 1LK,1LM						
2.0 TDI 4motion	125	05.09	07.10	PR: 1LK,1LM						
3.2 V6 FSI 4motion	184	09.05	07.10	PR: 1LK,1LM						
3.6 R36	220	04.07	07.10	PR: 1LK,1LM						
	1.4 TSI		10.07	07.10	PR: 1LJ,1LH,1ZG,1ZM	24.0125-0158.1	425158		312 25,0 22,0 V L +S +B	
	1.6	75	03.05	07.10	PR: 1LJ,1LH,1ZG,1ZM	24.0325-0158.1	525158		312 25,0 22,0 V L +S +B PD	
	1.6 FSI	85	03.05	07.10	PR: 1LJ,1LH,1ZG,1ZM					
	1.6 TDI	77	08.09	07.10	PR: 1LJ,1LH,1ZG,1ZM					
	1.8 TSI	112	11.09	07.10	PR: 1LJ,1LH,1ZG,1ZM					
	1.8 TSI	118	10.07	07.10	PR: 1LJ,1LH,1ZG,1ZM					
	1.9 TDI	77	03.05	07.10	PR: 1LJ,1LH,1ZG,1ZM					
	2.0 FSI	110	03.05	07.10	PR: 1LJ,1LH,1ZG,1ZM					
	2.0 FSI	147	03.05	07.10	PR: 1LJ,1LH,1ZG,1ZM					
	2.0 FSI 4motion	110	03.05	07.10	PR: 1LJ,1LH,1ZG,1ZM					
	2.0 TDI		03.05	07.10	PR: 1LJ,1LH,1ZG,1ZM					
	2.0 TDI	120	03.05	07.10	PR: 1LJ,1LH,1ZG,1ZM					
	2.0 TDI	125	08.05	07.10	PR: 1LJ,1LH,1ZG,1ZM					
	2.0 TDI 16V	103	03.05	07.10	PR: 1LJ,1LH,1ZG,1ZM					
	2.0 TDI 4motion	103	03.05	07.10	PR: 1LJ,1LH,1ZG,1ZM					
	2.0 TDI 4motion	125	05.09	07.10	PR: 1LJ,1LH,1ZG,1ZM					
	3.2 V6 FSI 4motion	184	09.05	07.10	PR: 1LJ,1LH,1ZG,1ZM					
	3.6 R36	220	04.07	07.10	PR: 1LJ,1LH,1ZG,1ZM					
	1.4 TSI		10.07	07.10	PR: 1LK,1LM	24.0130-0115.1	430115		345 30,0 27,0 V L +B	
	1.6	75	03.05	07.10	PR: 1LK,1LM	24.0330-0115.1	530115		345 30,0 27,0 V L +B PD	
	1.6 FSI	85	03.05	07.10	PR: 1LK,1LM					
	1.6 TDI	77	08.09	07.10	PR: 1LK,1LM					

        																																																																																																																																																																																															
VOLKSWAGEN PASSAT Limousine (05-10)																																																																																																																																																																																															
	<table border="1"> <tr><td>1.8 TSI</td><td>112</td><td>11.09</td><td>07.10</td><td>PR: 1LK,1LM</td><td>24.0130-0115.1</td><td>430115</td><td></td><td>345 30,0 VL +B</td></tr> <tr><td>1.8 TSI</td><td>118</td><td>10.07</td><td>07.10</td><td>PR: 1LK,1LM</td><td>24.0330-0115.1</td><td>530115</td><td></td><td>345 30,0 VL +B PD</td></tr> <tr><td>1.9 TDI</td><td>77</td><td>03.05</td><td>07.10</td><td>PR: 1LK,1LM</td><td></td><td></td><td></td><td></td></tr> <tr><td>2.0 FSI</td><td>110</td><td>03.05</td><td>07.10</td><td>PR: 1LK,1LM</td><td></td><td></td><td></td><td></td></tr> <tr><td>2.0 FSI</td><td>147</td><td>03.05</td><td>07.10</td><td>PR: 1LK,1LM</td><td></td><td></td><td></td><td></td></tr> <tr><td>2.0 FSI 4motion</td><td>110</td><td>03.05</td><td>07.10</td><td>PR: 1LK,1LM</td><td></td><td></td><td></td><td></td></tr> <tr><td>2.0 TDI</td><td></td><td>03.05</td><td>07.10</td><td>PR: 1LK,1LM</td><td></td><td></td><td></td><td></td></tr> <tr><td>2.0 TDI</td><td></td><td>03.05</td><td>07.10</td><td>PR: 1LK,1LM</td><td></td><td></td><td></td><td></td></tr> <tr><td>2.0 TDI</td><td>120</td><td>08.05</td><td>07.10</td><td>PR: 1LK,1LM</td><td></td><td></td><td></td><td></td></tr> <tr><td>2.0 TDI</td><td>125</td><td>08.05</td><td>07.10</td><td>PR: 1LK,1LM</td><td></td><td></td><td></td><td></td></tr> <tr><td>2.0 TDI 16V</td><td>103</td><td>03.05</td><td>07.10</td><td>PR: 1LK,1LM</td><td></td><td></td><td></td><td></td></tr> <tr><td>2.0 TDI 4motion</td><td>103</td><td>03.05</td><td>07.10</td><td>PR: 1LK,1LM</td><td></td><td></td><td></td><td></td></tr> <tr><td>2.0 TDI 4motion</td><td>125</td><td>05.09</td><td>07.10</td><td>PR: 1LK,1LM</td><td></td><td></td><td></td><td></td></tr> <tr><td>3.2 V6 FSI 4motion</td><td>184</td><td>09.05</td><td>07.10</td><td>PR: 1LK,1LM</td><td></td><td></td><td></td><td></td></tr> <tr><td>3.6 R36</td><td>220</td><td>04.07</td><td>07.10</td><td>PR: 1LK,1LM</td><td></td><td></td><td></td><td></td></tr> </table>	1.8 TSI	112	11.09	07.10	PR: 1LK,1LM	24.0130-0115.1	430115		345 30,0 VL +B	1.8 TSI	118	10.07	07.10	PR: 1LK,1LM	24.0330-0115.1	530115		345 30,0 VL +B PD	1.9 TDI	77	03.05	07.10	PR: 1LK,1LM					2.0 FSI	110	03.05	07.10	PR: 1LK,1LM					2.0 FSI	147	03.05	07.10	PR: 1LK,1LM					2.0 FSI 4motion	110	03.05	07.10	PR: 1LK,1LM					2.0 TDI		03.05	07.10	PR: 1LK,1LM					2.0 TDI		03.05	07.10	PR: 1LK,1LM					2.0 TDI	120	08.05	07.10	PR: 1LK,1LM					2.0 TDI	125	08.05	07.10	PR: 1LK,1LM					2.0 TDI 16V	103	03.05	07.10	PR: 1LK,1LM					2.0 TDI 4motion	103	03.05	07.10	PR: 1LK,1LM					2.0 TDI 4motion	125	05.09	07.10	PR: 1LK,1LM					3.2 V6 FSI 4motion	184	09.05	07.10	PR: 1LK,1LM					3.6 R36	220	04.07	07.10	PR: 1LK,1LM																																																											
1.8 TSI	112	11.09	07.10	PR: 1LK,1LM	24.0130-0115.1	430115		345 30,0 VL +B																																																																																																																																																																																							
1.8 TSI	118	10.07	07.10	PR: 1LK,1LM	24.0330-0115.1	530115		345 30,0 VL +B PD																																																																																																																																																																																							
1.9 TDI	77	03.05	07.10	PR: 1LK,1LM																																																																																																																																																																																											
2.0 FSI	110	03.05	07.10	PR: 1LK,1LM																																																																																																																																																																																											
2.0 FSI	147	03.05	07.10	PR: 1LK,1LM																																																																																																																																																																																											
2.0 FSI 4motion	110	03.05	07.10	PR: 1LK,1LM																																																																																																																																																																																											
2.0 TDI		03.05	07.10	PR: 1LK,1LM																																																																																																																																																																																											
2.0 TDI		03.05	07.10	PR: 1LK,1LM																																																																																																																																																																																											
2.0 TDI	120	08.05	07.10	PR: 1LK,1LM																																																																																																																																																																																											
2.0 TDI	125	08.05	07.10	PR: 1LK,1LM																																																																																																																																																																																											
2.0 TDI 16V	103	03.05	07.10	PR: 1LK,1LM																																																																																																																																																																																											
2.0 TDI 4motion	103	03.05	07.10	PR: 1LK,1LM																																																																																																																																																																																											
2.0 TDI 4motion	125	05.09	07.10	PR: 1LK,1LM																																																																																																																																																																																											
3.2 V6 FSI 4motion	184	09.05	07.10	PR: 1LK,1LM																																																																																																																																																																																											
3.6 R36	220	04.07	07.10	PR: 1LK,1LM																																																																																																																																																																																											
	<table border="1"> <tr><td>1.4 TSI</td><td></td><td>10.07</td><td>07.10</td><td></td><td>24.0711-5271.3</td><td>360301</td><td></td><td>Radsensor</td></tr> <tr><td>1.6</td><td>75</td><td>03.05</td><td>07.10</td><td></td><td>24.0711-5272.3</td><td>360302</td><td></td><td>Radsensor</td></tr> <tr><td>1.6 FSI</td><td>85</td><td>03.05</td><td>07.10</td><td></td><td></td><td></td><td></td><td></td></tr> <tr><td>1.6 TDI</td><td>77</td><td>08.09</td><td>07.10</td><td></td><td></td><td></td><td></td><td></td></tr> <tr><td>1.8 TSI</td><td>112</td><td>11.09</td><td>07.10</td><td></td><td></td><td></td><td></td><td></td></tr> <tr><td>1.8 TSI</td><td>118</td><td>10.07</td><td>07.10</td><td></td><td></td><td></td><td></td><td></td></tr> <tr><td>1.9 TDI</td><td>77</td><td>03.05</td><td>07.10</td><td></td><td></td><td></td><td></td><td></td></tr> <tr><td>2.0 FSI</td><td>110</td><td>03.05</td><td>07.10</td><td></td><td></td><td></td><td></td><td></td></tr> <tr><td>2.0 FSI</td><td>147</td><td>03.05</td><td>07.10</td><td></td><td></td><td></td><td></td><td></td></tr> <tr><td>2.0 FSI 4motion</td><td>110</td><td>03.05</td><td>07.10</td><td></td><td></td><td></td><td></td><td></td></tr> <tr><td>2.0 TDI</td><td></td><td>03.05</td><td>07.10</td><td></td><td></td><td></td><td></td><td></td></tr> <tr><td>2.0 TDI</td><td></td><td>03.05</td><td>07.10</td><td></td><td></td><td></td><td></td><td></td></tr> <tr><td>2.0 TDI</td><td>120</td><td>08.05</td><td>07.10</td><td></td><td></td><td></td><td></td><td></td></tr> <tr><td>2.0 TDI</td><td>125</td><td>08.05</td><td>07.10</td><td></td><td></td><td></td><td></td><td></td></tr> <tr><td>2.0 TDI 16V</td><td>103</td><td>03.05</td><td>07.10</td><td></td><td></td><td></td><td></td><td></td></tr> <tr><td>2.0 TDI 4motion</td><td>103</td><td>03.05</td><td>07.10</td><td></td><td></td><td></td><td></td><td></td></tr> <tr><td>2.0 TDI 4motion</td><td>125</td><td>05.09</td><td>07.10</td><td></td><td></td><td></td><td></td><td></td></tr> <tr><td>3.2 V6 FSI 4motion</td><td>184</td><td>09.05</td><td>07.10</td><td></td><td></td><td></td><td></td><td></td></tr> <tr><td>3.6 R36</td><td>220</td><td>04.07</td><td>07.10</td><td></td><td></td><td></td><td></td><td></td></tr> </table>	1.4 TSI		10.07	07.10		24.0711-5271.3	360301		Radsensor	1.6	75	03.05	07.10		24.0711-5272.3	360302		Radsensor	1.6 FSI	85	03.05	07.10						1.6 TDI	77	08.09	07.10						1.8 TSI	112	11.09	07.10						1.8 TSI	118	10.07	07.10						1.9 TDI	77	03.05	07.10						2.0 FSI	110	03.05	07.10						2.0 FSI	147	03.05	07.10						2.0 FSI 4motion	110	03.05	07.10						2.0 TDI		03.05	07.10						2.0 TDI		03.05	07.10						2.0 TDI	120	08.05	07.10						2.0 TDI	125	08.05	07.10						2.0 TDI 16V	103	03.05	07.10						2.0 TDI 4motion	103	03.05	07.10						2.0 TDI 4motion	125	05.09	07.10						3.2 V6 FSI 4motion	184	09.05	07.10						3.6 R36	220	04.07	07.10																								
1.4 TSI		10.07	07.10		24.0711-5271.3	360301		Radsensor																																																																																																																																																																																							
1.6	75	03.05	07.10		24.0711-5272.3	360302		Radsensor																																																																																																																																																																																							
1.6 FSI	85	03.05	07.10																																																																																																																																																																																												
1.6 TDI	77	08.09	07.10																																																																																																																																																																																												
1.8 TSI	112	11.09	07.10																																																																																																																																																																																												
1.8 TSI	118	10.07	07.10																																																																																																																																																																																												
1.9 TDI	77	03.05	07.10																																																																																																																																																																																												
2.0 FSI	110	03.05	07.10																																																																																																																																																																																												
2.0 FSI	147	03.05	07.10																																																																																																																																																																																												
2.0 FSI 4motion	110	03.05	07.10																																																																																																																																																																																												
2.0 TDI		03.05	07.10																																																																																																																																																																																												
2.0 TDI		03.05	07.10																																																																																																																																																																																												
2.0 TDI	120	08.05	07.10																																																																																																																																																																																												
2.0 TDI	125	08.05	07.10																																																																																																																																																																																												
2.0 TDI 16V	103	03.05	07.10																																																																																																																																																																																												
2.0 TDI 4motion	103	03.05	07.10																																																																																																																																																																																												
2.0 TDI 4motion	125	05.09	07.10																																																																																																																																																																																												
3.2 V6 FSI 4motion	184	09.05	07.10																																																																																																																																																																																												
3.6 R36	220	04.07	07.10																																																																																																																																																																																												
	<table border="1"> <tr><td>1.4 TSI</td><td></td><td>10.07</td><td>07.10</td><td>PR: 1KU,1KW</td><td>13.0460-2749.2</td><td>602749</td><td>elektrische Feststellbremse ¹⁾</td><td>24483 16,9 /Zub/S</td><td>LUC</td></tr> <tr><td>1.6</td><td>75</td><td>03.05</td><td>07.10</td><td>PR: 1KU,1KW</td><td>13.0470-2749.2</td><td>LD2749</td><td>elektrische Feststellbremse ¹⁾</td><td>24483 16,9 /Zub/S</td><td>LUC</td></tr> <tr><td>1.6 FSI</td><td>85</td><td>03.05</td><td>07.10</td><td>PR: 1KU,1KW</td><td>13.0460-0259.2</td><td>610259</td><td></td><td>Belagsatz-Zubehör</td><td></td></tr> <tr><td>1.6 TDI</td><td>77</td><td>08.09</td><td>07.10</td><td>PR: 1KU,1KW</td><td></td><td></td><td></td><td></td><td></td></tr> <tr><td>1.8 TSI</td><td>112</td><td>11.09</td><td>07.10</td><td>PR: 1KU,1KW</td><td></td><td></td><td></td><td></td><td></td></tr> <tr><td>1.8 TSI</td><td>118</td><td>10.07</td><td>07.10</td><td>PR: 1KU,1KW</td><td></td><td></td><td></td><td></td><td></td></tr> <tr><td>1.9 TDI</td><td>77</td><td>03.05</td><td>07.10</td><td>PR: 1KU,1KW</td><td></td><td></td><td></td><td></td><td></td></tr> <tr><td>2.0 FSI</td><td>110</td><td>03.05</td><td>07.10</td><td>PR: 1KU,1KW</td><td></td><td></td><td></td><td></td><td></td></tr> <tr><td>2.0 FSI</td><td>147</td><td>03.05</td><td>07.10</td><td>PR: 1KU,1KW</td><td></td><td></td><td></td><td></td><td></td></tr> <tr><td>2.0 FSI 4motion</td><td>110</td><td>03.05</td><td>07.10</td><td>PR: 1KU,1KW</td><td></td><td></td><td></td><td></td><td></td></tr> <tr><td>2.0 TDI</td><td></td><td>03.05</td><td>07.10</td><td>PR: 1KU,1KW</td><td></td><td></td><td></td><td></td><td></td></tr> <tr><td>2.0 TDI</td><td></td><td>03.05</td><td>07.10</td><td>PR: 1KU,1KW</td><td></td><td></td><td></td><td></td><td></td></tr> <tr><td>2.0 TDI</td><td>120</td><td>08.05</td><td>07.10</td><td>PR: 1KU,1KW</td><td></td><td></td><td></td><td></td><td></td></tr> <tr><td>2.0 TDI</td><td>125</td><td>08.05</td><td>07.10</td><td>PR: 1KU,1KW</td><td></td><td></td><td></td><td></td><td></td></tr> <tr><td>2.0 TDI 16V</td><td>103</td><td>03.05</td><td>07.10</td><td>PR: 1KU,1KW</td><td></td><td></td><td></td><td></td><td></td></tr> <tr><td>2.0 TDI 4motion</td><td>103</td><td>03.05</td><td>07.10</td><td>PR: 1KU,1KW</td><td></td><td></td><td></td><td></td><td></td></tr> <tr><td>2.0 TDI 4motion</td><td>125</td><td>05.09</td><td>07.10</td><td>PR: 1KU,1KW</td><td></td><td></td><td></td><td></td><td></td></tr> <tr><td>3.2 V6 FSI 4motion</td><td>184</td><td>09.05</td><td>07.10</td><td>PR: 1KU,1KW</td><td></td><td></td><td></td><td></td><td></td></tr> <tr><td>3.6 R36</td><td>220</td><td>04.07</td><td>07.10</td><td>PR: 1KU,1KW</td><td></td><td></td><td></td><td></td><td></td></tr> </table>	1.4 TSI		10.07	07.10	PR: 1KU,1KW	13.0460-2749.2	602749	elektrische Feststellbremse ¹⁾	24483 16,9 /Zub/S	LUC	1.6	75	03.05	07.10	PR: 1KU,1KW	13.0470-2749.2	LD2749	elektrische Feststellbremse ¹⁾	24483 16,9 /Zub/S	LUC	1.6 FSI	85	03.05	07.10	PR: 1KU,1KW	13.0460-0259.2	610259		Belagsatz-Zubehör		1.6 TDI	77	08.09	07.10	PR: 1KU,1KW						1.8 TSI	112	11.09	07.10	PR: 1KU,1KW						1.8 TSI	118	10.07	07.10	PR: 1KU,1KW						1.9 TDI	77	03.05	07.10	PR: 1KU,1KW						2.0 FSI	110	03.05	07.10	PR: 1KU,1KW						2.0 FSI	147	03.05	07.10	PR: 1KU,1KW						2.0 FSI 4motion	110	03.05	07.10	PR: 1KU,1KW						2.0 TDI		03.05	07.10	PR: 1KU,1KW						2.0 TDI		03.05	07.10	PR: 1KU,1KW						2.0 TDI	120	08.05	07.10	PR: 1KU,1KW						2.0 TDI	125	08.05	07.10	PR: 1KU,1KW						2.0 TDI 16V	103	03.05	07.10	PR: 1KU,1KW						2.0 TDI 4motion	103	03.05	07.10	PR: 1KU,1KW						2.0 TDI 4motion	125	05.09	07.10	PR: 1KU,1KW						3.2 V6 FSI 4motion	184	09.05	07.10	PR: 1KU,1KW						3.6 R36	220	04.07	07.10	PR: 1KU,1KW					
1.4 TSI		10.07	07.10	PR: 1KU,1KW	13.0460-2749.2	602749	elektrische Feststellbremse ¹⁾	24483 16,9 /Zub/S	LUC																																																																																																																																																																																						
1.6	75	03.05	07.10	PR: 1KU,1KW	13.0470-2749.2	LD2749	elektrische Feststellbremse ¹⁾	24483 16,9 /Zub/S	LUC																																																																																																																																																																																						
1.6 FSI	85	03.05	07.10	PR: 1KU,1KW	13.0460-0259.2	610259		Belagsatz-Zubehör																																																																																																																																																																																							
1.6 TDI	77	08.09	07.10	PR: 1KU,1KW																																																																																																																																																																																											
1.8 TSI	112	11.09	07.10	PR: 1KU,1KW																																																																																																																																																																																											
1.8 TSI	118	10.07	07.10	PR: 1KU,1KW																																																																																																																																																																																											
1.9 TDI	77	03.05	07.10	PR: 1KU,1KW																																																																																																																																																																																											
2.0 FSI	110	03.05	07.10	PR: 1KU,1KW																																																																																																																																																																																											
2.0 FSI	147	03.05	07.10	PR: 1KU,1KW																																																																																																																																																																																											
2.0 FSI 4motion	110	03.05	07.10	PR: 1KU,1KW																																																																																																																																																																																											
2.0 TDI		03.05	07.10	PR: 1KU,1KW																																																																																																																																																																																											
2.0 TDI		03.05	07.10	PR: 1KU,1KW																																																																																																																																																																																											
2.0 TDI	120	08.05	07.10	PR: 1KU,1KW																																																																																																																																																																																											
2.0 TDI	125	08.05	07.10	PR: 1KU,1KW																																																																																																																																																																																											
2.0 TDI 16V	103	03.05	07.10	PR: 1KU,1KW																																																																																																																																																																																											
2.0 TDI 4motion	103	03.05	07.10	PR: 1KU,1KW																																																																																																																																																																																											
2.0 TDI 4motion	125	05.09	07.10	PR: 1KU,1KW																																																																																																																																																																																											
3.2 V6 FSI 4motion	184	09.05	07.10	PR: 1KU,1KW																																																																																																																																																																																											
3.6 R36	220	04.07	07.10	PR: 1KU,1KW																																																																																																																																																																																											
	<table border="1"> <tr><td>1.4 TSI</td><td></td><td>10.07</td><td>07.10</td><td>PR: 2EA,2EL</td><td>13.0460-2887.2</td><td>602887</td><td>elektrische Feststellbremse ¹⁾</td><td>23914 17,1 /WE/Zub/S</td><td>LUC</td></tr> <tr><td>1.6</td><td>75</td><td>03.05</td><td>07.10</td><td>PR: 2EA,2EL</td><td>13.0470-2887.2</td><td>LD2887</td><td>elektrische Feststellbremse ¹⁾</td><td>23914 17,1 /WE/Zub/S</td><td>LUC</td></tr> <tr><td>1.6 FSI</td><td>85</td><td>03.05</td><td>07.10</td><td>PR: 2EA,2EL</td><td>13.0460-0035.2</td><td>610035</td><td></td><td>Belagsatz-Zubehör</td><td></td></tr> <tr><td>1.6 TDI</td><td>77</td><td>08.09</td><td>07.10</td><td>PR: 2EA,2EL</td><td></td><td></td><td></td><td></td><td></td></tr> <tr><td>1.8 TSI</td><td>112</td><td>11.09</td><td>07.10</td><td>PR: 2EA,2EL</td><td></td><td></td><td></td><td></td><td></td></tr> <tr><td>1.8 TSI</td><td>118</td><td>10.07</td><td>07.10</td><td>PR: 2EA,2EL</td><td></td><td></td><td></td><td></td><td></td></tr> <tr><td>1.9 TDI</td><td>77</td><td>03.05</td><td>07.10</td><td>PR: 2EA,2EL</td><td></td><td></td><td></td><td></td><td></td></tr> <tr><td>2.0 FSI</td><td>110</td><td>03.05</td><td>07.10</td><td>PR: 2EA,2EL</td><td></td><td></td><td></td><td></td><td></td></tr> <tr><td>2.0 FSI</td><td>147</td><td>03.05</td><td>07.10</td><td>PR: 2EA,2EL</td><td></td><td></td><td></td><td></td><td></td></tr> <tr><td>2.0 FSI 4motion</td><td>110</td><td>03.05</td><td>07.10</td><td>PR: 2EA,2EL</td><td></td><td></td><td></td><td></td><td></td></tr> <tr><td>2.0 TDI</td><td></td><td>03.05</td><td>07.10</td><td>PR: 2EA,2EL</td><td></td><td></td><td></td><td></td><td></td></tr> <tr><td>2.0 TDI</td><td></td><td>03.05</td><td>07.10</td><td>PR: 2EA,2EL</td><td></td><td></td><td></td><td></td><td></td></tr> <tr><td>2.0 TDI</td><td>120</td><td>08.05</td><td>07.10</td><td>PR: 2EA,2EL</td><td></td><td></td><td></td><td></td><td></td></tr> <tr><td>2.0 TDI</td><td>125</td><td>08.05</td><td>07.10</td><td>PR: 2EA,2EL</td><td></td><td></td><td></td><td></td><td></td></tr> <tr><td>2.0 TDI 16V</td><td>103</td><td>03.05</td><td>07.10</td><td>PR: 2EA,2EL</td><td></td><td></td><td></td><td></td><td></td></tr> <tr><td>2.0 TDI 4motion</td><td>103</td><td>03.05</td><td>07.10</td><td>PR: 2EA,2EL</td><td></td><td></td><td></td><td></td><td></td></tr> <tr><td>2.0 TDI 4motion</td><td>125</td><td>05.09</td><td>07.10</td><td>PR: 2EA,2EL</td><td></td><td></td><td></td><td></td><td></td></tr> <tr><td>3.2 V6 FSI 4motion</td><td>184</td><td>09.05</td><td>07.10</td><td>PR: 2EA,2EL</td><td></td><td></td><td></td><td></td><td></td></tr> <tr><td>3.6 R36</td><td>220</td><td>04.07</td><td>07.10</td><td>PR: 2EA,2EL</td><td></td><td></td><td></td><td></td><td></td></tr> </table>	1.4 TSI		10.07	07.10	PR: 2EA,2EL	13.0460-2887.2	602887	elektrische Feststellbremse ¹⁾	23914 17,1 /WE/Zub/S	LUC	1.6	75	03.05	07.10	PR: 2EA,2EL	13.0470-2887.2	LD2887	elektrische Feststellbremse ¹⁾	23914 17,1 /WE/Zub/S	LUC	1.6 FSI	85	03.05	07.10	PR: 2EA,2EL	13.0460-0035.2	610035		Belagsatz-Zubehör		1.6 TDI	77	08.09	07.10	PR: 2EA,2EL						1.8 TSI	112	11.09	07.10	PR: 2EA,2EL						1.8 TSI	118	10.07	07.10	PR: 2EA,2EL						1.9 TDI	77	03.05	07.10	PR: 2EA,2EL						2.0 FSI	110	03.05	07.10	PR: 2EA,2EL						2.0 FSI	147	03.05	07.10	PR: 2EA,2EL						2.0 FSI 4motion	110	03.05	07.10	PR: 2EA,2EL						2.0 TDI		03.05	07.10	PR: 2EA,2EL						2.0 TDI		03.05	07.10	PR: 2EA,2EL						2.0 TDI	120	08.05	07.10	PR: 2EA,2EL						2.0 TDI	125	08.05	07.10	PR: 2EA,2EL						2.0 TDI 16V	103	03.05	07.10	PR: 2EA,2EL						2.0 TDI 4motion	103	03.05	07.10	PR: 2EA,2EL						2.0 TDI 4motion	125	05.09	07.10	PR: 2EA,2EL						3.2 V6 FSI 4motion	184	09.05	07.10	PR: 2EA,2EL						3.6 R36	220	04.07	07.10	PR: 2EA,2EL					
1.4 TSI		10.07	07.10	PR: 2EA,2EL	13.0460-2887.2	602887	elektrische Feststellbremse ¹⁾	23914 17,1 /WE/Zub/S	LUC																																																																																																																																																																																						
1.6	75	03.05	07.10	PR: 2EA,2EL	13.0470-2887.2	LD2887	elektrische Feststellbremse ¹⁾	23914 17,1 /WE/Zub/S	LUC																																																																																																																																																																																						
1.6 FSI	85	03.05	07.10	PR: 2EA,2EL	13.0460-0035.2	610035		Belagsatz-Zubehör																																																																																																																																																																																							
1.6 TDI	77	08.09	07.10	PR: 2EA,2EL																																																																																																																																																																																											
1.8 TSI	112	11.09	07.10	PR: 2EA,2EL																																																																																																																																																																																											
1.8 TSI	118	10.07	07.10	PR: 2EA,2EL																																																																																																																																																																																											
1.9 TDI	77	03.05	07.10	PR: 2EA,2EL																																																																																																																																																																																											
2.0 FSI	110	03.05	07.10	PR: 2EA,2EL																																																																																																																																																																																											
2.0 FSI	147	03.05	07.10	PR: 2EA,2EL																																																																																																																																																																																											
2.0 FSI 4motion	110	03.05	07.10	PR: 2EA,2EL																																																																																																																																																																																											
2.0 TDI		03.05	07.10	PR: 2EA,2EL																																																																																																																																																																																											
2.0 TDI		03.05	07.10	PR: 2EA,2EL																																																																																																																																																																																											
2.0 TDI	120	08.05	07.10	PR: 2EA,2EL																																																																																																																																																																																											
2.0 TDI	125	08.05	07.10	PR: 2EA,2EL																																																																																																																																																																																											
2.0 TDI 16V	103	03.05	07.10	PR: 2EA,2EL																																																																																																																																																																																											
2.0 TDI 4motion	103	03.05	07.10	PR: 2EA,2EL																																																																																																																																																																																											
2.0 TDI 4motion	125	05.09	07.10	PR: 2EA,2EL																																																																																																																																																																																											
3.2 V6 FSI 4motion	184	09.05	07.10	PR: 2EA,2EL																																																																																																																																																																																											
3.6 R36	220	04.07	07.10	PR: 2EA,2EL																																																																																																																																																																																											
	<table border="1"> <tr><td>1.4 TSI</td><td></td><td>10.07</td><td>07.10</td><td>PR: 1KU,1KW</td><td>24.0112-0169.1</td><td>412169</td><td>elektrische Feststellbremse ¹⁾</td><td>282 12,0 10,0 +S +B</td></tr> <tr><td>1.6</td><td>75</td><td>03.05</td><td>07.10</td><td>PR: 1KU,1KW</td><td></td><td></td><td></td><td></td></tr> <tr><td>1.6 FSI</td><td>85</td><td>03.05</td><td>07.10</td><td>PR: 1KU,1KW</td><td></td><td></td><td></td><td></td></tr> <tr><td>1.6 TDI</td><td>77</td><td>08.09</td><td>07.10</td><td>PR: 1KU,1KW</td><td></td><td></td><td></td><td></td></tr> <tr><td>1.8 TSI</td><td>112</td><td>11.09</td><td>07.10</td><td>PR: 1KU,1KW</td><td></td><td></td><td></td><td></td></tr> <tr><td>1.8 TSI</td><td>118</td><td>10.07</td><td>07.10</td><td>PR: 1KU,1KW</td><td></td><td></td><td></td><td></td></tr> <tr><td>1.9 TDI</td><td>77</td><td>03.05</td><td>07.10</td><td>PR: 1KU,1KW</td><td></td><td></td><td></td><td></td></tr> <tr><td>2.0 FSI</td><td>110</td><td>03.05</td><td>07.10</td><td>PR: 1KU,1KW</td><td></td><td></td><td></td><td></td></tr> <tr><td>2.0 FSI</td><td>147</td><td>03.05</td><td>07.10</td><td>PR: 1KU,1KW</td><td></td><td></td><td></td><td></td></tr> <tr><td>2.0 FSI 4motion</td><td>110</td><td>03.05</td><td>07.10</td><td>PR: 1KU,1KW</td><td></td><td></td><td></td><td></td></tr> <tr><td>2.0 TDI</td><td></td><td>03.05</td><td>07.10</td><td>PR: 1KU,1KW</td><td></td><td></td><td></td><td></td></tr> <tr><td>2.0 TDI</td><td></td><td>03.05</td><td>07.10</td><td>PR: 1KU,1KW</td><td></td><td></td><td></td><td></td></tr> <tr><td>2.0 TDI</td><td>120</td><td>08.05</td><td>07.10</td><td>PR: 1KU,1KW</td><td></td><td></td><td></td><td></td></tr> <tr><td>2.0 TDI</td><td>125</td><td>08.05</td><td>07.10</td><td>PR: 1KU,1KW</td><td></td><td></td><td></td><td></td></tr> <tr><td>2.0 TDI 16V</td><td>103</td><td>03.05</td><td>07.10</td><td>PR: 1KU,1KW</td><td></td><td></td><td></td><td></td></tr> </table>	1.4 TSI		10.07	07.10	PR: 1KU,1KW	24.0112-0169.1	412169	elektrische Feststellbremse ¹⁾	282 12,0 10,0 +S +B	1.6	75	03.05	07.10	PR: 1KU,1KW					1.6 FSI	85	03.05	07.10	PR: 1KU,1KW					1.6 TDI	77	08.09	07.10	PR: 1KU,1KW					1.8 TSI	112	11.09	07.10	PR: 1KU,1KW					1.8 TSI	118	10.07	07.10	PR: 1KU,1KW					1.9 TDI	77	03.05	07.10	PR: 1KU,1KW					2.0 FSI	110	03.05	07.10	PR: 1KU,1KW					2.0 FSI	147	03.05	07.10	PR: 1KU,1KW					2.0 FSI 4motion	110	03.05	07.10	PR: 1KU,1KW					2.0 TDI		03.05	07.10	PR: 1KU,1KW					2.0 TDI		03.05	07.10	PR: 1KU,1KW					2.0 TDI	120	08.05	07.10	PR: 1KU,1KW					2.0 TDI	125	08.05	07.10	PR: 1KU,1KW					2.0 TDI 16V	103	03.05	07.10	PR: 1KU,1KW																																																											
1.4 TSI		10.07	07.10	PR: 1KU,1KW	24.0112-0169.1	412169	elektrische Feststellbremse ¹⁾	282 12,0 10,0 +S +B																																																																																																																																																																																							
1.6	75	03.05	07.10	PR: 1KU,1KW																																																																																																																																																																																											
1.6 FSI	85	03.05	07.10	PR: 1KU,1KW																																																																																																																																																																																											
1.6 TDI	77	08.09	07.10	PR: 1KU,1KW																																																																																																																																																																																											
1.8 TSI	112	11.09	07.10	PR: 1KU,1KW																																																																																																																																																																																											
1.8 TSI	118	10.07	07.10	PR: 1KU,1KW																																																																																																																																																																																											
1.9 TDI	77	03.05	07.10	PR: 1KU,1KW																																																																																																																																																																																											
2.0 FSI	110	03.05	07.10	PR: 1KU,1KW																																																																																																																																																																																											
2.0 FSI	147	03.05	07.10	PR: 1KU,1KW																																																																																																																																																																																											
2.0 FSI 4motion	110	03.05	07.10	PR: 1KU,1KW																																																																																																																																																																																											
2.0 TDI		03.05	07.10	PR: 1KU,1KW																																																																																																																																																																																											
2.0 TDI		03.05	07.10	PR: 1KU,1KW																																																																																																																																																																																											
2.0 TDI	120	08.05	07.10	PR: 1KU,1KW																																																																																																																																																																																											
2.0 TDI	125	08.05	07.10	PR: 1KU,1KW																																																																																																																																																																																											
2.0 TDI 16V	103	03.05	07.10	PR: 1KU,1KW																																																																																																																																																																																											









¹⁾ electric parking brake / fr.di stazionamento elettrico / frein à main électrique / freno de mano eléctrico

VOLKSWAGEN PASSAT Limousine (05-10)										
	2.0 TDI 4motion	103		03.05	07.10	PR: 1KU,1KW	24.0112-0169.1	412169	elektrische Feststellbremse ¹⁾	282 12,0 10,0 +S +B
	2.0 TDI 4motion	125		05.09	07.10	PR: 1KU,1KW				
	3.2 V6 FSI 4motion	184		09.05	07.10	PR: 1KU,1KW				
	3.6 R36	220		04.07	07.10	PR: 1KU,1KW				
	1.4 TSI			10.07	07.10	PR: 2EA,2EL	24.0122-0219.1	422219	elektrische Feststellbremse ¹⁾	310 22,0 20,0 V L +B
	1.6	75		03.05	07.10	PR: 2EA,2EL				
	1.6 FSI	85		03.05	07.10	PR: 2EA,2EL				
	1.6 TDI	77		08.09	07.10	PR: 2EA,2EL				
	1.8 TSI	112		11.09	07.10	PR: 2EA,2EL				
	1.8 TSI	118		10.07	07.10	PR: 2EA,2EL				
	1.9 TDI	77		03.05	07.10	PR: 2EA,2EL				
	2.0 FSI	110		03.05	07.10	PR: 2EA,2EL				
	2.0 FSI	147		03.05	07.10	PR: 2EA,2EL				
	2.0 FSI 4motion	110		03.05	07.10	PR: 2EA,2EL				
	2.0 TDI			03.05	07.10	PR: 2EA,2EL				
2.0 TDI	120		08.05	07.10	PR: 2EA,2EL					
2.0 TDI	125		08.05	07.10	PR: 2EA,2EL					
2.0 TDI 16V	103		03.05	07.10	PR: 2EA,2EL					
2.0 TDI 4motion	103		03.05	07.10	PR: 2EA,2EL					
2.0 TDI 4motion	125		05.09	07.10	PR: 2EA,2EL					
3.2 V6 FSI 4motion	184		09.05	07.10	PR: 2EA,2EL					
3.6 R36	220		04.07	07.10	PR: 2EA,2EL					
	1.4 TSI			10.07	07.10		24.0711-6231.3	360305	<input type="checkbox"/>	Radsensor
	1.6	75		03.05	07.10		24.0711-6232.3	360306	<input type="checkbox"/>	Radsensor
	1.6 FSI	85		03.05	07.10					
	1.6 TDI	77		08.09	07.10					
	1.8 TSI	112		11.09	07.10					
	1.8 TSI	118		10.07	07.10					
	1.9 TDI	77		03.05	07.10					
	2.0 FSI	110		03.05	07.10					
	2.0 FSI	147		03.05	07.10					
	2.0 TDI			03.05	07.10					
	2.0 TDI	120		08.05	07.10					
	2.0 TDI	125		08.05	07.10					
	2.0 TDI 16V	103		03.05	07.10					
	2.0 FSI 4motion	110		03.05	07.10		24.0711-5271.3	360301	<input type="checkbox"/>	Radsensor
	2.0 TDI 4motion	103		03.05	07.10		24.0711-5272.3	360302	<input type="checkbox"/>	Radsensor
2.0 TDI 4motion	125		05.09	07.10						
3.2 V6 FSI 4motion	184		09.05	07.10						
3.6 R36	220		04.07	07.10						
VOLKSWAGEN PASSAT Variant (05-10)										
	1.4 TSI	90		10.07	07.10	PR: 1LJ,1LH,1ZG,1ZM	13.0460-7184.2	607184		23587 20,6 +/WK ATE
	1.6	75		07.05	07.10	PR: 1LJ,1LH,1ZG,1ZM	13.0470-7184.2	LD7184		23587 20,6 +/WK ATE
	1.6 FSI	85		07.05	07.10	PR: 1LJ,1LH,1ZG,1ZM				
	1.6 TDI	77		08.09	07.10	PR: 1LJ,1LH,1ZG,1ZM				
	1.8 TSI	112		11.09	07.10	PR: 1LJ,1LH,1ZG,1ZM				
	1.8 TSI	118		10.07	07.10	PR: 1LJ,1LH,1ZG,1ZM				
	1.9 TDI	77		07.05	07.10	PR: 1LJ,1LH,1ZG,1ZM				
	2.0 FSI	110		07.05	07.10	PR: 1LJ,1LH,1ZG,1ZM				
	2.0 FSI 4motion	110		09.05	07.10	PR: 1LJ,1LH,1ZG,1ZM				
	2.0 TDI			11.05	07.10	PR: 1LJ,1LH,1ZG,1ZM				
	2.0 TDI	90		07.05	07.10	PR: 1LJ,1LH,1ZG,1ZM				
	2.0 TDI	100		07.05	07.10	PR: 1LJ,1LH,1ZG,1ZM				
	2.0 TDI	125		07.05	07.10	PR: 1LJ,1LH,1ZG,1ZM				
	2.0 TDI 16V	103		08.05	07.10	PR: 1LJ,1LH,1ZG,1ZM				
	2.0 TDI 4motion	103		09.05	07.10	PR: 1LJ,1LH,1ZG,1ZM				
2.0 TDI 4motion	125		05.09	07.10	PR: 1LJ,1LH,1ZG,1ZM					
2.0 TFSI	147		07.05	07.10	PR: 1LJ,1LH,1ZG,1ZM					
3.2 V6 FSI 4motion	184		11.05	07.10	PR: 1LJ,1LH,1ZG,1ZM					
3.6 R36	220		04.07	07.10	PR: 1LJ,1LH,1ZG,1ZM					
1.4 TSI	90		10.07	07.10	PR: 1LK,1LM	13.0460-7200.2	607200		23801 20,3 +/WK ATE	
1.6	75		07.05	07.10	PR: 1LK,1LM	13.0470-7200.2	LD7200		23801 20,3 +/WK ATE	
1.6 FSI	85		07.05	07.10	PR: 1LK,1LM					
1.6 TDI	77		08.09	07.10	PR: 1LK,1LM					
1.8 TSI	112		11.09	07.10	PR: 1LK,1LM					
1.8 TSI	118		10.07	07.10	PR: 1LK,1LM					
1.9 TDI	77		07.05	07.10	PR: 1LK,1LM					
2.0 FSI	110		07.05	07.10	PR: 1LK,1LM					
2.0 FSI 4motion	110		09.05	07.10	PR: 1LK,1LM					
2.0 TDI			11.05	07.10	PR: 1LK,1LM					
2.0 TDI	90		07.05	07.10	PR: 1LK,1LM					
2.0 TDI	100		07.05	07.10	PR: 1LK,1LM					
2.0 TDI	125		07.05	07.10	PR: 1LK,1LM					
2.0 TDI 16V	103		08.05	07.10	PR: 1LK,1LM					
2.0 TDI 4motion	103		09.05	07.10	PR: 1LK,1LM					
2.0 TDI 4motion	125		05.09	07.10	PR: 1LK,1LM					
2.0 TFSI	147		07.05	07.10	PR: 1LK,1LM					
3.2 V6 FSI 4motion	184		11.05	07.10	PR: 1LK,1LM					
3.6 R36	220		04.07	07.10	PR: 1LK,1LM					

















¹⁾ electric parking brake / fr.di stazionamento elettrico / frein à main électrique / freno de mano eléctrico

VOLKSWAGEN PASSAT Variant (05-10)										
	1.4 TSI	90		10.07	07.10	PR: 1LJ,1LH,1ZG,1ZM	24.0125-0158.1	425158		312 25,0 22,0 V L +S +B 312 25,0 22,0 V L +S +B PD
	1.6	75		07.05	07.10	PR: 1LJ,1LH,1ZG,1ZM	24.0325-0158.1	525158		
	1.6 FSI	85		07.05	07.10	PR: 1LJ,1LH,1ZG,1ZM				
	1.6 TDI	77		08.09	07.10	PR: 1LJ,1LH,1ZG,1ZM				
	1.8 TSI	112		11.09	07.10	PR: 1LJ,1LH,1ZG,1ZM				
	1.8 TSI	118		10.07	07.10	PR: 1LJ,1LH,1ZG,1ZM				
	1.9 TDI	77		07.05	07.10	PR: 1LJ,1LH,1ZG,1ZM				
	2.0 FSI	110		07.05	07.10	PR: 1LJ,1LH,1ZG,1ZM				
	2.0 FSI 4motion	110		09.05	07.10	PR: 1LJ,1LH,1ZG,1ZM				
	2.0 TDI			11.05	07.10	PR: 1LJ,1LH,1ZG,1ZM				
	2.0 TDI			07.05	07.10	PR: 1LJ,1LH,1ZG,1ZM				
	2.0 TDI	90		07.05	07.10	PR: 1LJ,1LH,1ZG,1ZM				
	2.0 TDI	100		07.05	07.10	PR: 1LJ,1LH,1ZG,1ZM				
	2.0 TDI	125		07.05	07.10	PR: 1LJ,1LH,1ZG,1ZM				
	2.0 TDI 16V	103		08.05	07.10	PR: 1LJ,1LH,1ZG,1ZM				
	2.0 TDI 4motion	103		09.05	07.10	PR: 1LJ,1LH,1ZG,1ZM				
	2.0 TDI 4motion	125		05.09	07.10	PR: 1LJ,1LH,1ZG,1ZM				
	2.0 TFSI	147		07.05	07.10	PR: 1LJ,1LH,1ZG,1ZM				
	3.2 V6 FSI 4motion	184		11.05	07.10	PR: 1LJ,1LH,1ZG,1ZM				
	3.6 R36	220		04.07	07.10	PR: 1LJ,1LH,1ZG,1ZM				
	1.4 TSI	90		10.07	07.10	PR: 1LK,1LM	24.0130-0115.1	430115		345 30,0 27,0 V L +B 345 30,0 27,0 V L +B PD
	1.6	75		07.05	07.10	PR: 1LK,1LM	24.0330-0115.1	530115		
	1.6 FSI	85		07.05	07.10	PR: 1LK,1LM				
	1.6 TDI	77		08.09	07.10	PR: 1LK,1LM				
	1.8 TSI	112		11.09	07.10	PR: 1LK,1LM				
	1.8 TSI	118		10.07	07.10	PR: 1LK,1LM				
	1.9 TDI	77		07.05	07.10	PR: 1LK,1LM				
	2.0 FSI	110		07.05	07.10	PR: 1LK,1LM				
	2.0 FSI 4motion	110		09.05	07.10	PR: 1LK,1LM				
	2.0 TDI			11.05	07.10	PR: 1LK,1LM				
	2.0 TDI			07.05	07.10	PR: 1LK,1LM				
	2.0 TDI	90		07.05	07.10	PR: 1LK,1LM				
	2.0 TDI	100		07.05	07.10	PR: 1LK,1LM				
	2.0 TDI	125		07.05	07.10	PR: 1LK,1LM				
	2.0 TDI 16V	103		08.05	07.10	PR: 1LK,1LM				
	2.0 TDI 4motion	103		09.05	07.10	PR: 1LK,1LM				
	2.0 TDI 4motion	125		05.09	07.10	PR: 1LK,1LM				
	2.0 TFSI	147		07.05	07.10	PR: 1LK,1LM				
	3.2 V6 FSI 4motion	184		11.05	07.10	PR: 1LK,1LM				
	3.6 R36	220		04.07	07.10	PR: 1LK,1LM				
	1.4 TSI	90		10.07	07.10		24.0711-5271.3	360301		Radsensor Radsensor
	1.6	75		07.05	07.10		24.0711-5272.3	360302		
	1.6 FSI	85		07.05	07.10					
	1.6 TDI	77		08.09	07.10					
	1.8 TSI	112		11.09	07.10					
	1.8 TSI	118		10.07	07.10					
	1.9 TDI	77		07.05	07.10					
	2.0 FSI	110		07.05	07.10					
	2.0 FSI 4motion	110		09.05	07.10					
	2.0 TDI			11.05	07.10					
	2.0 TDI			07.05	07.10					
	2.0 TDI	90		07.05	07.10					
	2.0 TDI	100		07.05	07.10					
	2.0 TDI	125		07.05	07.10					
	2.0 TDI 16V	103		08.05	07.10					
	2.0 TDI 4motion	103		09.05	07.10					
	2.0 TDI 4motion	125		05.09	07.10					
	2.0 TFSI	147		07.05	07.10					
	3.2 V6 FSI 4motion	184		11.05	07.10					
	3.6 R36	220		04.07	07.10					
	1.4 TSI	90		10.07	07.10	PR: 1KU,1KW	13.0460-2749.2	602749	elektrische Feststellbremse ¹⁾	24483 16,9 /Zub/S LUC 24483 16,9 /Zub/S LUC Belagsatz-Zubehör
	1.6	75		07.05	07.10	PR: 1KU,1KW	13.0470-2749.2	LD2749	elektrische Feststellbremse ¹⁾	
	1.6 FSI	85		07.05	07.10	PR: 1KU,1KW	13.0460-0259.2	610259		
	1.6 TDI	77		08.09	07.10	PR: 1KU,1KW				
	1.8 TSI	112		11.09	07.10	PR: 1KU,1KW				
	1.8 TSI	118		10.07	07.10	PR: 1KU,1KW				
	1.9 TDI	77		07.05	07.10	PR: 1KU,1KW				
	2.0 FSI	110		07.05	07.10	PR: 1KU,1KW				
	2.0 FSI 4motion	110		09.05	07.10	PR: 1KU,1KW				
	2.0 TDI			11.05	07.10	PR: 1KU,1KW				
	2.0 TDI			07.05	07.10	PR: 1KU,1KW				
	2.0 TDI	90		07.05	07.10	PR: 1KU,1KW				
	2.0 TDI	100		07.05	07.10	PR: 1KU,1KW				
	2.0 TDI	125		07.05	07.10	PR: 1KU,1KW				
	2.0 TDI 16V	103		08.05	07.10	PR: 1KU,1KW				
	2.0 TDI 4motion	103		09.05	07.10	PR: 1KU,1KW				
	2.0 TDI 4motion	125		05.09	07.10	PR: 1KU,1KW				
	2.0 TFSI	147		07.05	07.10	PR: 1KU,1KW				
	3.2 V6 FSI 4motion	184		11.05	07.10	PR: 1KU,1KW				
	3.6 R36	220		04.07	07.10	PR: 1KU,1KW				
	1.4 TSI	90		10.07	07.10	PR: 2EA,2EL	13.0460-2887.2	602887	elektrische Feststellbremse ¹⁾	23914 17,1 /WE/Zub/S LUC 23914 17,1 /WE/Zub/S LUC Belagsatz-Zubehör
	1.6	75		07.05	07.10	PR: 2EA,2EL	13.0470-2887.2	LD2887	elektrische Feststellbremse ¹⁾	
	1.6 FSI	85		07.05	07.10	PR: 2EA,2EL	13.0460-0035.2	610035		
	1.6 TDI	77		08.09	07.10	PR: 2EA,2EL				
	1.8 TSI	112		11.09	07.10	PR: 2EA,2EL				
	1.8 TSI	118		10.07	07.10	PR: 2EA,2EL				
	1.9 TDI	77		07.05	07.10	PR: 2EA,2EL				
	1.9 TDI	77		07.05	07.10	PR: 2EA,2EL				





















¹⁾ electric parking brake / fr.di stazionamento elettrico / frein à main électrique / freno de mano eléctrico

VOLKSWAGEN PASSAT Variant (05-10)											
	2.0 FSI	110	07.05	07.10	PR: 2EA,2EL	13.0460-2887.2	602887		elektrische Feststellbremse ¹⁾	23914 17,1 /WE/Zub/S	LUC
	2.0 FSI 4motion	110	09.05	07.10	PR: 2EA,2EL	13.0470-2887.2	LD2887		elektrische Feststellbremse ¹⁾	23914 17,1 /WE/Zub/S	LUC
	2.0 TDI		11.05	07.10	PR: 2EA,2EL	13.0460-0035.2	610035			Belagsatz-Zubehör	
	2.0 TDI	90	07.05	07.10	PR: 2EA,2EL						
	2.0 TDI	100	07.05	07.10	PR: 2EA,2EL						
	2.0 TDI	125	07.05	07.10	PR: 2EA,2EL						
	2.0 TDI 16V	103	08.05	07.10	PR: 2EA,2EL						
	2.0 TDI 4motion	103	09.05	07.10	PR: 2EA,2EL						
	2.0 TDI 4motion	125	05.09	07.10	PR: 2EA,2EL						
	2.0 TFSI	147	07.05	07.10	PR: 2EA,2EL						
	3.2 V6 FSI 4motion	184	11.05	07.10	PR: 2EA,2EL						
	3.6 R36	220	04.07	07.10	PR: 2EA,2EL						
	1.4 TSI	90	10.07	07.10	PR: 1KU,1KW	24.0112-0169.1	412169		elektrische Feststellbremse ¹⁾	282 12,0 10,0 +S +B	
	1.6	75	07.05	07.10	PR: 1KU,1KW						
	1.6 FSI	85	07.05	07.10	PR: 1KU,1KW						
	1.6 TDI	77	08.09	07.10	PR: 1KU,1KW						
	1.8 TSI	112	11.09	07.10	PR: 1KU,1KW						
	1.8 TSI	118	10.07	07.10	PR: 1KU,1KW						
	1.9 TDI	77	07.05	07.10	PR: 1KU,1KW						
	2.0 FSI	110	07.05	07.10	PR: 1KU,1KW						
	2.0 FSI 4motion	110	09.05	07.10	PR: 1KU,1KW						
	2.0 TDI		11.05	07.10	PR: 1KU,1KW						
	2.0 TDI	90	07.05	07.10	PR: 1KU,1KW						
	2.0 TDI	100	07.05	07.10	PR: 1KU,1KW						
	2.0 TDI	125	07.05	07.10	PR: 1KU,1KW						
	2.0 TDI 16V	103	08.05	07.10	PR: 1KU,1KW						
	2.0 TDI 4motion	103	09.05	07.10	PR: 1KU,1KW						
	2.0 TDI 4motion	125	05.09	07.10	PR: 1KU,1KW						
	2.0 TFSI	147	07.05	07.10	PR: 1KU,1KW						
	3.2 V6 FSI 4motion	184	11.05	07.10	PR: 1KU,1KW						
	3.6 R36	220	04.07	07.10	PR: 1KU,1KW						
	1.4 TSI	90	10.07	07.10	PR: 2EA,2EL	24.0122-0219.1	422219		elektrische Feststellbremse ¹⁾	310 22,0 20,0 V L +B	
	1.6	75	07.05	07.10	PR: 2EA,2EL						
	1.6 FSI	85	07.05	07.10	PR: 2EA,2EL						
	1.6 TDI	77	08.09	07.10	PR: 2EA,2EL						
	1.8 TSI	112	11.09	07.10	PR: 2EA,2EL						
	1.8 TSI	118	10.07	07.10	PR: 2EA,2EL						
	1.9 TDI	77	07.05	07.10	PR: 2EA,2EL						
	2.0 FSI	110	07.05	07.10	PR: 2EA,2EL						
	2.0 FSI 4motion	110	09.05	07.10	PR: 2EA,2EL						
	2.0 TDI		11.05	07.10	PR: 2EA,2EL						
	2.0 TDI	90	07.05	07.10	PR: 2EA,2EL						
	2.0 TDI	100	07.05	07.10	PR: 2EA,2EL						
	2.0 TDI	125	07.05	07.10	PR: 2EA,2EL						
	2.0 TDI 16V	103	08.05	07.10	PR: 2EA,2EL						
	2.0 TDI 4motion	103	09.05	07.10	PR: 2EA,2EL						
	2.0 TDI 4motion	125	05.09	07.10	PR: 2EA,2EL						
	2.0 TFSI	147	07.05	07.10	PR: 2EA,2EL						
	3.2 V6 FSI 4motion	184	11.05	07.10	PR: 2EA,2EL						
	3.6 R36	220	04.07	07.10	PR: 2EA,2EL						
	1.4 TSI	90	10.07	07.10		24.0711-6231.3	360305			Radsensor	
	1.6	75	07.05	07.10		24.0711-6232.3	360306			Radsensor	
	1.6 FSI	85	07.05	07.10							
	1.6 TDI	77	08.09	07.10							
	1.8 TSI	112	11.09	07.10							
	1.8 TSI	118	10.07	07.10							
	1.9 TDI	77	07.05	07.10							
	2.0 FSI	110	07.05	07.10							
	2.0 TDI		11.05	07.10							
	2.0 TDI	90	07.05	07.10							
	2.0 TDI	100	07.05	07.10							
	2.0 TDI	125	07.05	07.10							
	2.0 TDI 16V	103	08.05	07.10							
	2.0 TFSI	147	07.05	07.10							
	2.0 FSI 4motion	110	09.05	07.10		24.0711-5271.3	360301			Radsensor	
	2.0 TDI 4motion	103	09.05	07.10		24.0711-5272.3	360302			Radsensor	
	2.0 TDI 4motion	125	09.05	07.10							
	3.2 V6 FSI 4motion	184	11.05	07.10							
	3.6 R36	220	04.07	07.10							
VOLKSWAGEN PASSAT CC (08-11)											
	1.4 TSI MultiFuel	118	01.11	09.11	PR: 1LH,1ZM,1ZG	13.0460-7184.2	607184			23587 20,6 +/WK	ATE
	1.8 TSI		04.08	09.11	PR: 1LH,1ZM,1ZG	13.0470-7184.2	LD7184			23587 20,6 +/WK	ATE
	2.0 TDI		04.08	09.11	PR: 1LH,1ZM,1ZG						
	2.0 TDI	125	06.08	09.11	PR: 1LH,1ZM,1ZG						
	2.0 TDI 4motion	103	08.09	09.11	PR: 1LH,1ZM,1ZG						
	2.0 TDI 4motion	125	11.09	09.11	PR: 1LH,1ZM,1ZG						
	2.0 TSI		04.08	09.11	PR: 1LH,1ZM,1ZG						
	3.6 V6 4motion	220	04.08	09.11	PR: 1LH,1ZM,1ZG						
	1.4 TSI MultiFuel	118	01.11	09.11	PR: 1LK	13.0460-7200.2	607200			23801 20,3 +/WK	ATE
	1.8 TSI		04.08	09.11	PR: 1LK	13.0470-7200.2	LD7200			23801 20,3 +/WK	ATE
	2.0 TDI		04.08	09.11	PR: 1LK						
	2.0 TDI	125	06.08	09.11	PR: 1LK						

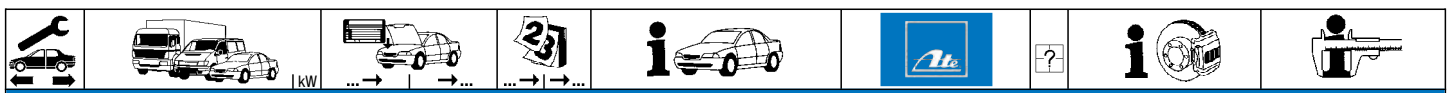
¹⁾ electric parking brake / fr.di stazionamento elettrico / frein à main électrique / freno de mano eléctrico

											
VOLKSWAGEN PASSAT CC (08-11)											
	2.0 TDI 4motion	103	08.09	09.11	PR: 1LK	13.0460-7200.2	607200	23801 20,3 +/WK 23801 20,3 +/WK	ATE ATE		
	2.0 TDI 4motion	125	11.09	09.11	PR: 1LK	13.0470-7200.2	LD7200				
	2.0 TSI		04.08	09.11	PR: 1LK						
	3.6 V6 4motion	220	04.08	09.11	PR: 1LK						
	1.4 TSI MultiFuel	118	01.11	09.11	PR: 1LA,1LB	13.0460-2764.2	602764			24738 20,0 +/WK/S 24738 20,0 +/WK/S	LUC LUC
	1.8 TSI		04.08	09.11	PR: 1LA,1LB	13.0470-2764.2	LD2764				
	2.0 TDI		04.08	09.11	PR: 1LA,1LB						
	2.0 TDI	125	06.08	09.11	PR: 1LA,1LB						
2.0 TDI 4motion	103	08.09	09.11	PR: 1LA,1LB							
2.0 TDI 4motion	125	11.09	09.11	PR: 1LA,1LB							
2.0 TSI		04.08	09.11	PR: 1LA,1LB							
3.6 V6 4motion	220	04.08	09.11	PR: 1LA,1LB							
	1.4 TSI MultiFuel	118	01.11	09.11	PR: 1LH,1ZM,1ZG	24.0125-0158.1	425158	312 25,0 22,0 V L +S +B 312 25,0 22,0 V L +S +B PD			
	1.8 TSI		04.08	09.11	PR: 1LH,1ZM,1ZG	24.0325-0158.1	525158				
	2.0 TDI		04.08	09.11	PR: 1LH,1ZM,1ZG						
	2.0 TDI	125	06.08	09.11	PR: 1LH,1ZM,1ZG						
	2.0 TDI 4motion	103	08.09	09.11	PR: 1LH,1ZM,1ZG						
	2.0 TDI 4motion	125	11.09	09.11	PR: 1LH,1ZM,1ZG						
	2.0 TSI		04.08	09.11	PR: 1LH,1ZM,1ZG						
	3.6 V6 4motion	220	04.08	09.11	PR: 1LH,1ZM,1ZG						
	1.4 TSI MultiFuel	118	01.11	09.11	PR: 1LK	24.0130-0115.1	430115	345 30,0 27,0 V L +B			
	1.8 TSI		04.08	09.11	PR: 1LK						
	2.0 TDI		04.08	09.11	PR: 1LK						
	2.0 TDI	125	06.08	09.11	PR: 1LK						
	2.0 TDI 4motion	103	08.09	09.11	PR: 1LK						
	2.0 TDI 4motion	125	11.09	09.11	PR: 1LK						
	2.0 TSI		04.08	09.11	PR: 1LK						
	3.6 V6 4motion	220	04.08	09.11	PR: 1LK						
	1.4 TSI MultiFuel	118	01.11	09.11	PR: 1LA,1LB	24.0130-0225.1	430225	340 30,0 27,0 V L +S +B			
	1.8 TSI		04.08	09.11	PR: 1LA,1LB						
	2.0 TDI		04.08	09.11	PR: 1LA,1LB						
	2.0 TDI	125	06.08	09.11	PR: 1LA,1LB						
	2.0 TDI 4motion	103	08.09	09.11	PR: 1LA,1LB						
	2.0 TDI 4motion	125	11.09	09.11	PR: 1LA,1LB						
	2.0 TSI		04.08	09.11	PR: 1LA,1LB						
	3.6 V6 4motion	220	04.08	09.11	PR: 1LA,1LB						
	1.4 TSI MultiFuel	118	01.11	09.11		24.0711-5271.3	360301	Radsensor Radsensor			
	1.8 TSI		04.08	09.11		24.0711-5272.3	360302				
	2.0 TDI		04.08	09.11							
	2.0 TDI	125	06.08	09.11							
	2.0 TDI 4motion	103	08.09	09.11							
	2.0 TDI 4motion	125	11.09	09.11							
	2.0 TSI		04.08	09.11							
	3.6 V6 4motion	220	04.08	09.11							
	1.4 TSI MultiFuel	118	01.11	09.11	PR: 1KU,1KW	13.0460-2749.2	602749	elektrische Feststellbremse ¹⁾ elektrische Feststellbremse ¹⁾	24483 16,9 /Zub/S 24483 16,9 /Zub/S Belagsatz-Zubehör		
	1.8 TSI		04.08	09.11	PR: 1KU,1KW	13.0470-2749.2	LD2749				
	2.0 TDI		04.08	09.11	PR: 1KU,1KW	13.0460-0259.2	610259				
	2.0 TDI	125	06.08	09.11	PR: 1KU,1KW						
	2.0 TDI 4motion	103	08.09	09.11	PR: 1KU,1KW						
	2.0 TDI 4motion	125	11.09	09.11	PR: 1KU,1KW						
	2.0 TDI 4motion	125	11.09	09.11	PR: 1KU,1KW						
	2.0 TSI		04.08	09.11	PR: 1KU,1KW						
3.6 V6 4motion	220	04.08	09.11	PR: 1KU,1KW							
	1.4 TSI MultiFuel	118	01.11	09.11	PR: 2EA	13.0460-2887.2	602887	elektrische Feststellbremse ¹⁾ elektrische Feststellbremse ¹⁾	23914 17,1 /WE/Zub/S 23914 17,1 /WE/Zub/S		
	1.8 TSI		04.08	09.11	PR: 2EA	13.0470-2887.2	LD2887				
	2.0 TDI		04.08	09.11	PR: 2EA						
	2.0 TDI	125	06.08	09.11	PR: 2EA						
	2.0 TDI 4motion	103	08.09	09.11	PR: 2EA						
	2.0 TDI 4motion	125	11.09	09.11	PR: 2EA						
	2.0 TDI 4motion	125	11.09	09.11	PR: 2EA						
	2.0 TSI		04.08	09.11	PR: 2EA						
3.6 V6 4motion	220	04.08	09.11	PR: 2EA							
	1.4 TSI MultiFuel	118	01.11	09.11	PR: 2EA	24.0122-0219.1	422219	elektrische Feststellbremse ¹⁾	310 22,0 20,0 V L +B		
	1.8 TSI		04.08	09.11	PR: 2EA						
	2.0 TDI		04.08	09.11	PR: 2EA						
	2.0 TDI	125	06.08	09.11	PR: 2EA						
	2.0 TDI 4motion	103	08.09	09.11	PR: 2EA						
	2.0 TDI 4motion	125	11.09	09.11	PR: 2EA						
	2.0 TSI		04.08	09.11	PR: 2EA						
	3.6 V6 4motion	220	04.08	09.11	PR: 2EA						
	1.4 TSI MultiFuel	118	01.11	09.11	PR: 1KU,1KW	24.0112-0169.1	412169	elektrische Feststellbremse ¹⁾	282 12,0 10,0 +S +B		
	1.8 TSI		04.08	09.11	PR: 1KU,1KW						
	2.0 TDI		04.08	09.11	PR: 1KU,1KW						
	2.0 TDI	125	06.08	09.11	PR: 1KU,1KW						
	2.0 TDI 4motion	103	08.09	09.11	PR: 1KU,1KW						
	2.0 TDI 4motion	125	11.09	09.11	PR: 1KU,1KW						
	2.0 TSI		04.08	09.11	PR: 1KU,1KW						
	3.6 V6 4motion	220	04.08	09.11	PR: 1KU,1KW						
	1.8 TSI		04.08	10.10		24.0711-6231.3	360305	Radsensor Radsensor			
	2.0 TDI		04.08	10.10		24.0711-6232.3	360306				
	2.0 TDI	125	06.08	10.10							
	2.0 TSI		04.08	10.10							
	1.4 TSI MultiFuel	118	01.11	09.11		24.0711-6335.3	360365	Radsensor Radsensor			
	1.8 TSI		11.10	09.11		24.0711-6336.3	360366				
	2.0 TDI		11.10	09.11							
	2.0 TDI	125	11.10	09.11							

¹⁾ electric parking brake / fr.di stazionamento elettrico / frein à main électrique / freno de mano eléctrico

VOLKSWAGEN PASSAT CC (08-11)									
									
VOLKSWAGEN PASSAT CC (08-11)									
	2.0 TSI		11.10	09.11	24.0711-6335.3	360365		Radsensor	
					24.0711-6336.3	360366		Radsensor	
	2.0 TDI 4motion	103	08.09	09.11	24.0711-5271.3	360301		Radsensor	
	2.0 TDI 4motion	125	11.09	09.11	24.0711-5272.3	360302		Radsensor	
	3.6 V6 4motion	220	04.08	09.11					
VOLKSWAGEN PASSAT / PASSAT VARIANT (10-14)									
	1.4 TSI	90	08.10	10.14	PR: 1ZM,1ZG	13.0460-7184.2	607184	23587 20,6 +/WK	ATE
	1.4 TSI	110	08.10	10.14	PR: 1ZM,1ZG	13.0470-7184.2	LD7184	23587 20,6 +/WK	ATE
	1.4 TSI	118	11.12	10.14	PR: 1ZM,1ZG				
	1.6 TDI	77	08.10	10.14	PR: 1ZM,1ZG				
	1.8 TSI	118	08.10	10.14	PR: 1ZM,1ZG				
	2.0 TDI		08.10	10.14	PR: 1ZM,1ZG				
	2.0 TDI	125	08.10	10.14	PR: 1ZM,1ZG				
	2.0 TDI	130	12.12	10.14	PR: 1ZM,1ZG				
	2.0 TDI 4motion	103	08.10	10.14	PR: 1ZM,1ZG				
	2.0 TDI 4motion	125	08.10	10.14	PR: 1ZM,1ZG				
	2.0 TDI 4motion	130	01.13	10.14	PR: 1ZM,1ZG				
	2.0 TSI	155	11.10	10.14	PR: 1ZM,1ZG				
	3.6 FSI 4motion	220	01.11	10.14	PR: 1ZM,1ZG				
	1.4 TSI	90	08.10	10.14	PR: 1LA,1LB	13.0460-2764.2	602764	24738 20,0 +/WK/S	LUC
	1.4 TSI	110	08.10	10.14	PR: 1LA,1LB	13.0470-2764.2	LD2764	24738 20,0 +/WK/S	LUC
	1.4 TSI	118	11.12	10.14	PR: 1LA,1LB				
	1.6 TDI	77	08.10	10.14	PR: 1LA,1LB				
	1.8 TSI	118	08.10	10.14	PR: 1LA,1LB				
	2.0 TDI		08.10	10.14	PR: 1LA,1LB				
	2.0 TDI	125	08.10	10.14	PR: 1LA,1LB				
	2.0 TDI	130	12.12	10.14	PR: 1LA,1LB				
	2.0 TDI 4motion	103	08.10	10.14	PR: 1LA,1LB				
	2.0 TDI 4motion	125	08.10	10.14	PR: 1LA,1LB				
	2.0 TDI 4motion	130	01.13	10.14	PR: 1LA,1LB				
	2.0 TSI	155	11.10	10.14	PR: 1LA,1LB				
	3.6 FSI 4motion	220	01.11	10.14	PR: 1LA,1LB				
	1.4 TSI	90	08.10	10.14	PR: 1ZM,1ZG	24.0125-0158.1	425158	312 25,0 22,0 V L +S +B	
	1.4 TSI	110	08.10	10.14	PR: 1ZM,1ZG	24.0325-0158.1	525158	312 25,0 22,0 V L +S +B PD	
	1.4 TSI	118	11.12	10.14	PR: 1ZM,1ZG				
	1.6 TDI	77	08.10	10.14	PR: 1ZM,1ZG				
	1.8 TSI	118	08.10	10.14	PR: 1ZM,1ZG				
	2.0 TDI		08.10	10.14	PR: 1ZM,1ZG				
	2.0 TDI	125	08.10	10.14	PR: 1ZM,1ZG				
	2.0 TDI	130	12.12	10.14	PR: 1ZM,1ZG				
	2.0 TDI 4motion	103	08.10	10.14	PR: 1ZM,1ZG				
	2.0 TDI 4motion	125	08.10	10.14	PR: 1ZM,1ZG				
	2.0 TDI 4motion	130	01.13	10.14	PR: 1ZM,1ZG				
	2.0 TSI	155	11.10	10.14	PR: 1ZM,1ZG				
	3.6 FSI 4motion	220	01.11	10.14	PR: 1ZM,1ZG				
	1.4 TSI	90	08.10	10.14	PR: 1LA,1LB	24.0130-0225.1	430225	340 30,0 27,0 V L +S +B	
	1.4 TSI	110	08.10	10.14	PR: 1LA,1LB				
	1.4 TSI	118	11.12	10.14	PR: 1LA,1LB				
	1.6 TDI	77	08.10	10.14	PR: 1LA,1LB				
	1.8 TSI	118	08.10	10.14	PR: 1LA,1LB				
	2.0 TDI		08.10	10.14	PR: 1LA,1LB				
	2.0 TDI	125	08.10	10.14	PR: 1LA,1LB				
	2.0 TDI	130	12.12	10.14	PR: 1LA,1LB				
	2.0 TDI 4motion	103	08.10	10.14	PR: 1LA,1LB				
	2.0 TDI 4motion	125	08.10	10.14	PR: 1LA,1LB				
	2.0 TDI 4motion	130	01.13	10.14	PR: 1LA,1LB				
	2.0 TSI	155	11.10	10.14	PR: 1LA,1LB				
	3.6 FSI 4motion	220	01.11	10.14	PR: 1LA,1LB				
	1.4 TSI	90	08.10	10.14		24.0711-5271.3	360301		Radsensor
	1.4 TSI	110	08.10	10.14		24.0711-5272.3	360302		Radsensor
	1.4 TSI	118	11.12	10.14					
	1.6 TDI	77	08.10	10.14					
	1.8 TSI	118	08.10	10.14					
	2.0 TDI		08.10	10.14					
	2.0 TDI	125	08.10	10.14					
	2.0 TDI	130	12.12	10.14					
	2.0 TDI 4motion	103	08.10	10.14					
	2.0 TDI 4motion	125	08.10	10.14					
	2.0 TDI 4motion	130	01.13	10.14					
	2.0 TSI	155	11.10	10.14					
	3.6 FSI 4motion	220	01.11	10.14					
	1.4 TSI	90	08.10	10.14	PR: 1KW	13.0460-2749.2	602749	elektrische Feststellbremse ¹⁾	24483 16,9 /Zub/S
	1.4 TSI	110	08.10	10.14	PR: 1KW	13.0470-2749.2	LD2749	elektrische Feststellbremse ¹⁾	24483 16,9 /Zub/S
	1.4 TSI	118	11.12	10.14	PR: 1KW				
	1.6 TDI	77	08.10	10.14	PR: 1KW				
	1.8 TSI	118	08.10	10.14	PR: 1KW				
	2.0 TDI		08.10	10.14	PR: 1KW				
	2.0 TDI	125	08.10	10.14	PR: 1KW				
	2.0 TDI	130	12.12	10.14	PR: 1KW				
	2.0 TDI 4motion	103	08.10	10.14	PR: 1KW				
	2.0 TDI 4motion	125	08.10	10.14	PR: 1KW				
	2.0 TDI 4motion	130	01.13	10.14	PR: 1KW				
	2.0 TSI	155	11.10	10.14	PR: 1KW				
	3.6 FSI 4motion	220	01.11	10.14	PR: 1KW				

¹⁾ electric parking brake / fr.di stazionamento elettrico / frein à main électrique / freno de mano eléctrico

























VOLKSWAGEN PASSAT / PASSAT VARIANT (10-14)

	1.4 TSI 90 1.4 TSI 110 1.4 TSI 118 1.6 TDI 77 1.8 TSI 118 2.0 TDI 125 2.0 TDI 130 2.0 TDI 4motion 103 2.0 TDI 4motion 125 2.0 TDI 4motion 130 2.0 TSI 155 3.6 FSI 4motion 220		08.10 PR: 2EA 10.14 PR: 2EA 08.10 PR: 2EA 11.12 PR: 2EA 08.10 PR: 2EA 10.14 PR: 2EA 08.10 PR: 2EA 12.12 PR: 2EA 08.10 PR: 2EA 10.14 PR: 2EA 08.10 PR: 2EA 01.13 PR: 2EA 11.10 PR: 2EA 01.11 PR: 2EA	13.0460-2887.2 602887 13.0470-2887.2 LD2887		elektrische Feststellbremse ¹⁾ elektrische Feststellbremse ¹⁾	23914 17,1 /WE/Zub/S LUC 23914 17,1 /WE/Zub/S LUC
	1.4 TSI 90 1.4 TSI 110 1.4 TSI 118 1.6 TDI 77 1.8 TSI 118 2.0 TDI 125 2.0 TDI 130 2.0 TDI 4motion 103 2.0 TDI 4motion 125 2.0 TDI 4motion 130 2.0 TSI 155 3.6 FSI 4motion 220		08.10 PR: 1KW 10.14 PR: 1KW 08.10 PR: 1KW 11.12 PR: 1KW 08.10 PR: 1KW 10.14 PR: 1KW 08.10 PR: 1KW 12.12 PR: 1KW 08.10 PR: 1KW 10.14 PR: 1KW 08.10 PR: 1KW 01.13 PR: 1KW 11.10 PR: 1KW 01.11 PR: 1KW	24.0112-0169.1 412169		elektrische Feststellbremse ¹⁾	282 12,0 10,0 +S +B
	1.4 TSI 90 1.4 TSI 110 1.4 TSI 118 1.6 TDI 77 1.8 TSI 118 2.0 TDI 125 2.0 TDI 130 2.0 TDI 4motion 103 2.0 TDI 4motion 125 2.0 TDI 4motion 130 2.0 TSI 155 3.6 FSI 4motion 220		08.10 PR: 2EA 10.14 PR: 2EA 08.10 PR: 2EA 11.12 PR: 2EA 08.10 PR: 2EA 10.14 PR: 2EA 08.10 PR: 2EA 12.12 PR: 2EA 08.10 PR: 2EA 10.14 PR: 2EA 08.10 PR: 2EA 01.13 PR: 2EA 11.10 PR: 2EA 01.11 PR: 2EA	24.0122-0219.1 422219		elektrische Feststellbremse ¹⁾	310 22,0 20,0 V L +B
	1.4 TSI 90 1.4 TSI 110 1.4 TSI 118 1.6 TDI 77 1.8 TSI 118 2.0 TDI 125 2.0 TDI 130 2.0 TSI 155		08.10 PR: 2EA 10.14 PR: 2EA 08.10 PR: 2EA 11.12 PR: 2EA 08.10 PR: 2EA 10.14 PR: 2EA 08.10 PR: 2EA 12.12 PR: 2EA 11.10 PR: 2EA 01.11 PR: 2EA	24.0711-6335.3 360365 24.0711-6336.3 360366			Radsensor Radsensor
	2.0 TDI 4motion 103 2.0 TDI 4motion 125 2.0 TDI 4motion 130 3.6 FSI 4motion 220		08.10 PR: 2EA 10.14 PR: 2EA 01.13 PR: 2EA 01.11 PR: 2EA	24.0711-5401.3 360330 24.0711-5402.3 360331			Radsensor Radsensor

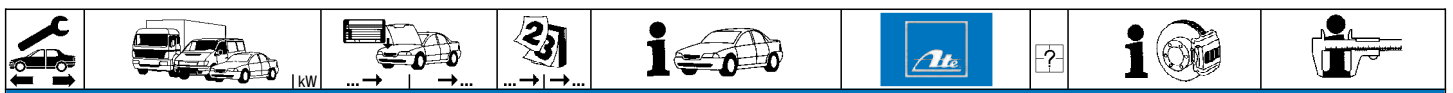
VOLKSWAGEN PASSAT ALLTRACK (12-)

	1.8 TSI 112 1.8 TSI 118 2.0 TDI 103 2.0 TDI 4motion 125 2.0 TDI 4motion 130 2.0 TSI 4motion 155		01.12 PR: 1ZM,1ZG 01.12 PR: 1ZM,1ZG 01.12 PR: 1ZM,1ZG 01.12 PR: 1ZM,1ZG 01.13 PR: 1ZM,1ZG 01.12 PR: 1ZM,1ZG	13.0460-7184.2 607184 13.0470-7184.2 LD7184			23587 20,6 +WK ATE 23587 20,6 +WK ATE
	1.8 TSI 112 1.8 TSI 118 2.0 TDI 103 2.0 TDI 4motion 103 2.0 TDI 4motion 125 2.0 TDI 4motion 130 2.0 TSI 4motion 155		01.12 PR: 1LA,1LB 01.12 PR: 1LA,1LB 01.12 PR: 1LA,1LB 01.12 PR: 1LA,1LB 01.13 PR: 1LA,1LB 01.12 PR: 1LA,1LB	13.0460-2764.2 602764 13.0470-2764.2 LD2764			24738 20,0 +WK/S LUC 24738 20,0 +WK/S LUC
	1.8 TSI 112 1.8 TSI 118 2.0 TDI 103 2.0 TDI 4motion 103 2.0 TDI 4motion 125 2.0 TDI 4motion 130 2.0 TSI 4motion 155		01.12 PR: 1ZM,1ZG 01.12 PR: 1ZM,1ZG 01.12 PR: 1ZM,1ZG 01.12 PR: 1ZM,1ZG 01.13 PR: 1ZM,1ZG 01.12 PR: 1ZM,1ZG	24.0125-0158.1 425158 24.0325-0158.1 525158			312 25,0 22,0 V L +S +B 312 25,0 22,0 V L +S +B PD
	1.8 TSI 112 1.8 TSI 118 2.0 TDI 103 2.0 TDI 4motion 103 2.0 TDI 4motion 125 2.0 TDI 4motion 130 2.0 TSI 4motion 155		01.12 PR: 1LA,1LB 01.12 PR: 1LA,1LB 01.12 PR: 1LA,1LB 01.12 PR: 1LA,1LB 01.13 PR: 1LA,1LB 01.12 PR: 1LA,1LB	24.0130-0225.1 430225			340 30,0 27,0 V L +S +B
	1.8 TSI 112 1.8 TSI 118 2.0 TDI 103 2.0 TDI 4motion 103		01.12 01.12 01.12 01.12	24.0711-5271.3 360301 24.0711-5272.3 360302			Radsensor Radsensor

¹⁾ electric parking brake / fr.di stazionamento elettrico / frein à main électrique / freno de mano eléctrico

									
VOLKSWAGEN PASSAT ALLTRACK (12-)									
	2.0 TDI 4motion 2.0 TDI 4motion 2.0 TSI 4motion	125 130 155	01.12 01.13 01.12		24.0711-5271.3 24.0711-5272.3	360301 360302		Radsensor Radsensor	
	1.8 TSI 1.8 TSI 2.0 TDI 2.0 TDI 4motion 2.0 TDI 4motion 2.0 TDI 4motion	112 118 103 103 125 130 155	01.12 01.12 01.12 01.12 01.12 01.13 01.12	PR: 1KW PR: 1KW PR: 1KW PR: 1KW PR: 1KW PR: 1KW	13.0460-2749.2 13.0470-2749.2	602749 LD2749	elektrische Feststellbremse ¹⁾ elektrische Feststellbremse ¹⁾	24483 16,9 /Zub/S 24483 16,9 /Zub/S	LUC LUC
	1.8 TSI 1.8 TSI 2.0 TDI 2.0 TDI 4motion 2.0 TDI 4motion 2.0 TDI 4motion 2.0 TSI 4motion	112 118 103 103 125 130 155	01.12 01.12 01.12 01.12 01.12 01.13 01.12	PR: 2EA PR: 2EA PR: 2EA PR: 2EA PR: 2EA PR: 2EA	13.0460-2887.2 13.0470-2887.2	602887 LD2887	elektrische Feststellbremse ¹⁾ elektrische Feststellbremse ¹⁾	23914 17,1 /WE/Zub/S 23914 17,1 /WE/Zub/S	LUC LUC
	1.8 TSI 1.8 TSI 2.0 TDI 2.0 TDI 4motion 2.0 TDI 4motion 2.0 TDI 4motion 2.0 TSI 4motion	112 118 103 103 125 130 155	01.12 01.12 01.12 01.12 01.12 01.13 01.12	PR: 1KW PR: 1KW PR: 1KW PR: 1KW PR: 1KW PR: 1KW	24.0112-0169.1	412169	elektrische Feststellbremse ¹⁾	282 12,0 10,0 +S +B	
	1.8 TSI 1.8 TSI 2.0 TDI 2.0 TDI 4motion 2.0 TDI 4motion 2.0 TDI 4motion 2.0 TSI 4motion	112 118 103 103 125 130 155	01.12 01.12 01.12 01.12 01.12 01.13 01.12	PR: 2EA PR: 2EA PR: 2EA PR: 2EA PR: 2EA PR: 2EA	24.0122-0219.1	422219	elektrische Feststellbremse ¹⁾	310 22,0 20,0 V L +B	
	1.8 TSI 1.8 TSI 2.0 TDI 2.0 TDI 4motion 2.0 TDI 4motion 2.0 TDI 4motion 2.0 TSI 4motion	112 118 103 103 125 130 155	01.12 01.12 01.12 01.12 01.12 01.13 01.12		24.0711-6335.3 24.0711-6336.3	360365 360366		Radsensor Radsensor	
	2.0 TDI 4motion 2.0 TDI 4motion 2.0 TDI 4motion 2.0 TSI 4motion	103 125 130 155	01.12 01.12 01.13 01.12		24.0711-5401.3 24.0711-5402.3	360330 360331		Radsensor Radsensor	
VOLKSWAGEN PASSAT / PASSAT VARIANT (14-)									
	1.4 GTE Hybrid 1.4 TDI 1.4 TDI 1.4 TSI 1.4 TSI 1.4 TSI 1.4 TSI 4motion 1.6 TDI 1.8 TSI 2.0 TDI 2.0 TDI 2.0 TDI 4motion 2.0 TDI 4motion 2.0 TDI 4motion 2.0 TSI 2.0 TSI 2.0 TSI 4motion	115 77 103 92 110 118 110 88 132 110 140 110 140 176 155 162 206	06.15 11.14 11.14 11.14 11.14 11.14 02.15 11.14 11.14 11.14 11.14 02.15 11.14 11.14 11.14 05.15 05.15	PR: 1ZA,1ZC,1ZD,1ZG PR: 1ZA,1ZC,1ZD,1ZG PR: 1ZA,1ZC,1ZD,1ZG PR: 1ZA,1ZC,1ZD,1ZG PR: 1ZA,1ZC,1ZD,1ZG PR: 1ZA,1ZC,1ZD,1ZG PR: 1ZA,1ZC,1ZD,1ZG PR: 1ZA,1ZC,1ZD,1ZG PR: 1ZA,1ZC,1ZD,1ZG PR: 1ZA,1ZC,1ZD,1ZG PR: 1ZA,1ZC,1ZD,1ZG PR: 1ZA,1ZC,1ZD,1ZG PR: 1ZA,1ZC,1ZD,1ZG PR: 1ZA,1ZC,1ZD,1ZG PR: 1ZA,1ZC,1ZD,1ZG PR: 1ZA,1ZC,1ZD,1ZG	13.0460-2785.2 24.8190-0065.2	602785 620065	1	25683 20,4 +/WK/S Warnkontakt L=172mm	LUC
	1.4 GTE Hybrid 1.4 TDI 1.4 TDI 1.4 TSI 1.4 TSI 1.4 TSI 1.4 TSI 4motion 1.6 TDI 1.8 TSI 2.0 TDI 2.0 TDI 2.0 TDI 4motion 2.0 TDI 4motion 2.0 TDI 4motion 2.0 TSI 2.0 TSI 2.0 TSI 4motion	115 77 103 92 110 118 110 88 132 110 140 110 140 176 155 162 206	06.15 11.14 11.14 11.14 11.14 11.14 02.15 11.14 11.14 11.14 11.14 02.15 11.14 11.14 11.14 05.15 05.15	PR: 1LA PR: 1LA PR: 1LA PR: 1LA PR: 1LA PR: 1LA PR: 1LA PR: 1LA PR: 1LA PR: 1LA PR: 1LA PR: 1LA PR: 1LA PR: 1LA PR: 1LA PR: 1LA	13.0460-2764.2 13.0470-2764.2 24.8190-0065.2	602764 LD2764 620065	1	24738 20,0 +/WK/S 24738 20,0 +/WK/S Warnkontakt L=172mm	LUC LUC
	1.4 GTE Hybrid 1.4 TDI 1.4 TDI 1.4 TSI 1.4 TSI 1.4 TSI 1.4 TSI 4motion 1.6 TDI 1.8 TSI 2.0 TDI 2.0 TDI 2.0 TDI 4motion 2.0 TDI 4motion 2.0 TDI 4motion 2.0 TSI 2.0 TSI 2.0 TSI 4motion	115 77 103 92 110 118 110 88 132 110 140 110 140 176 155 162 206	06.15 11.14 11.14 11.14 11.14 11.14 02.15 11.14 11.14 11.14 11.14 02.15 11.14 11.14 11.14 05.15 05.15	PR: 1ZA,1ZC,1ZD,1ZG PR: 1ZA,1ZC,1ZD,1ZG PR: 1ZA,1ZC,1ZD,1ZG PR: 1ZA,1ZC,1ZD,1ZG PR: 1ZA,1ZC,1ZD,1ZG PR: 1ZA,1ZC,1ZD,1ZG PR: 1ZA,1ZC,1ZD,1ZG PR: 1ZA,1ZC,1ZD,1ZG PR: 1ZA,1ZC,1ZD,1ZG PR: 1ZA,1ZC,1ZD,1ZG PR: 1ZA,1ZC,1ZD,1ZG PR: 1ZA,1ZC,1ZD,1ZG PR: 1ZA,1ZC,1ZD,1ZG PR: 1ZA,1ZC,1ZD,1ZG PR: 1ZA,1ZC,1ZD,1ZG	24.0125-0158.1 24.0325-0158.1	425158 525158		312 25,0 22,0 V L +S +B 312 25,0 22,0 V L +S +B PD	

¹⁾ electric parking brake / fr.di stazionamento elettrico / frein à main électrique / freno de mano eléctrico



VOLKSWAGEN PASSAT / PASSAT VARIANT (14-)

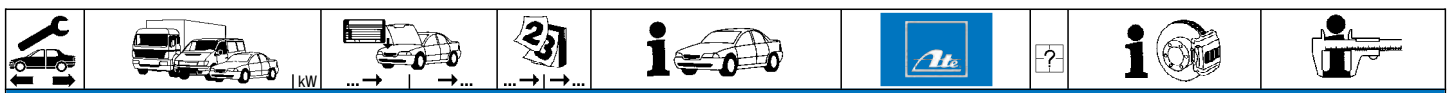
	2.0 TDI 4motion	140	11.14	PR: 1ZA,1ZC,1ZD,1ZG	24.0125-0158.1	425158		312 25,0 22,0 V L +S +B
	2.0 TDI 4motion	176	11.14	PR: 1ZA,1ZC,1ZD,1ZG	24.0325-0158.1	525158		312 25,0 22,0 V L +S +B PD
	2.0 TSI	155	11.14	PR: 1ZA,1ZC,1ZD,1ZG				
	2.0 TSI	162	05.15	PR: 1ZA,1ZC,1ZD,1ZG				
	2.0 TSI 4motion	206	05.15	PR: 1ZA,1ZC,1ZD,1ZG				
	1.4 GTE Hybrid	115	06.15	PR: 1LA	24.0130-0225.1	430225		340 30,0 27,0 V L +S +B
	1.4 TDI	77	11.14	PR: 1LA				
	1.4 TDI	103	11.14	PR: 1LA				
	1.4 TSI	92	11.14	PR: 1LA				
	1.4 TSI	110	11.14	PR: 1LA				
	1.4 TSI	118	11.14	PR: 1LA				
	1.4 TSI 4motion	110	02.15	PR: 1LA				
	1.6 TDI	88	11.14	PR: 1LA				
	1.8 TSI	132	11.14	PR: 1LA				
	2.0 TDI	110	11.14	PR: 1LA				
	2.0 TDI	140	11.14	PR: 1LA				
	2.0 TDI 4motion	110	02.15	PR: 1LA				
	2.0 TDI 4motion	140	11.14	PR: 1LA				
	2.0 TDI 4motion	176	11.14	PR: 1LA				
	2.0 TSI	155	11.14	PR: 1LA				
2.0 TSI	162	05.15	PR: 1LA					
2.0 TSI 4motion	206	05.15	PR: 1LA					
	1.4 GTE Hybrid	115	06.15		24.0711-5273.3	360303		Radsensor
	1.4 TDI	77	11.14		24.0711-5274.3	360304		Radsensor
	1.4 TDI	103	11.14					
	1.4 TSI	92	11.14					
	1.4 TSI	110	11.14					
	1.4 TSI	118	11.14					
	1.4 TSI 4motion	110	02.15					
	1.6 TDI	88	11.14					
	1.8 TSI	132	11.14					
	2.0 TDI	110	11.14					
	2.0 TDI	140	11.14					
	2.0 TDI 4motion	110	02.15					
	2.0 TDI 4motion	140	11.14					
	2.0 TDI 4motion	176	11.14					
2.0 TSI	155	11.14						
2.0 TSI	162	05.15						
2.0 TSI 4motion	206	05.15						
	1.4 GTE Hybrid	115	06.15	PR: 1KZ	24.0122-0219.1	422219		elektrische Feststellbremse ¹⁾
	1.4 TDI	77	11.14	PR: 1KZ				
	1.4 TDI	103	11.14	PR: 1KZ				
	1.4 TSI	92	11.14	PR: 1KZ				
	1.4 TSI	110	11.14	PR: 1KZ				
	1.4 TSI	118	11.14	PR: 1KZ				
	1.4 TSI 4motion	110	02.15	PR: 1KZ				
	1.6 TDI	88	11.14	PR: 1KZ				
	1.8 TSI	132	11.14	PR: 1KZ				
	2.0 TDI	110	11.14	PR: 1KZ				
	2.0 TDI	140	11.14	PR: 1KZ				
	2.0 TDI 4motion	110	02.15	PR: 1KZ				
	2.0 TDI 4motion	140	11.14	PR: 1KZ				
	2.0 TDI 4motion	176	11.14	PR: 1KZ				
2.0 TSI	155	11.14	PR: 1KZ					
2.0 TSI	162	05.15	PR: 1KZ					
2.0 TSI 4motion	206	05.15	PR: 1KZ					
	1.4 GTE Hybrid	115	06.15		24.0711-6337.3	360390	2	Radsensor
	1.4 TDI	77	11.14					
	1.4 TDI	103	11.14					
	1.4 TSI	92	11.14					
	1.4 TSI	110	11.14					
	1.4 TSI	118	11.14					
	1.6 TDI	88	11.14					
	1.8 TSI	132	11.14					
	2.0 TDI	110	11.14					
	2.0 TDI	140	11.14					
	1.4 TSI 4motion	110	02.15		24.0711-5401.3	360330		Radsensor
	2.0 TDI 4motion	110	02.15		24.0711-5402.3	360331		Radsensor
	2.0 TDI 4motion	140	11.14					
	2.0 TDI 4motion	176	11.14					
	2.0 TSI 4motion	206	05.15					
	2.0 TSI 4motion	206	05.15					

VOLKSWAGEN PHAETON (02-)

	3.2 V6		04.02	PR: 1LX	13.0460-2875.2	602875		23280 17,5 +/WK LUC
	3.0 TDI 4motion		09.04	PR: 1ZK,1ZL	13.0460-7182.2	607182		23896 20,6 +/WK ATE
	3.0 V6 TDI 4motion		04.08	PR: 1ZK,1ZL				
	3.2 V6		04.02	PR: 1ZK,1ZL				
	3.2 V6 4motion		02.04	PR: 1ZK,1ZL				
	3.6 V6 4motion		11.08	PR: 1ZK,1ZL				
	4.2 V8 4motion		05.03	PR: 1ZK,1ZL				
	5.0 V10 TDI 4motion		11.02	PR: 1ZK,1ZL				
	6.0 W12 4motion		04.02	PR: 1ZK,1ZL				
	3.0 TDI 4motion		09.04	PR: 1LC	13.0460-4800.2	604800		23751 17,0 +/WK BRE
3.0 V6 TDI 4motion		04.08	PR: 1LC					

¹⁾ electric parking brake / fr.di stazionamento elettrico / frein à main électrique / freno de mano eléctrico





VOLKSWAGEN PHAETON (02-)

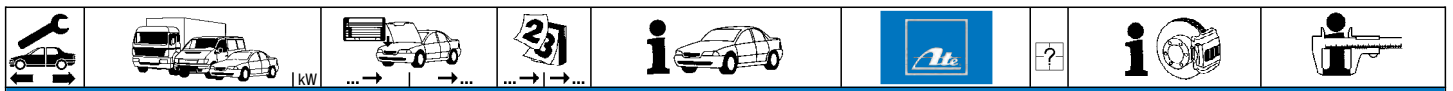
	3.2 V6 3.2 V6 4motion 3.6 V6 4motion 4.2 V8 4motion 5.0 V10 TDI 4motion 6.0 W12 4motion		04.02 02.04 11.08 05.03 11.02 04.02	PR: 1LC PR: 1LC PR: 1LC PR: 1LC PR: 1LC PR: 1LC	13.0460-4800.2 604800		23751 17,0 +WK BRE
	3.2 V6 3.0 TDI 4motion 3.0 V6 TDI 4motion 3.2 V6 3.2 V6 4motion 3.6 V6 4motion 4.2 V8 4motion 5.0 V10 TDI 4motion 6.0 W12 4motion		04.02 09.04 04.08 04.02 02.04 11.08 05.03 11.02 04.02	PR: 1LX PR: 1ZK,1ZL PR: 1ZK,1ZL PR: 1ZK,1ZL PR: 1ZK,1ZL PR: 1ZK,1ZL PR: 1ZK,1ZL PR: 1ZK,1ZL PR: 1ZK,1ZL	24.0130-0183.1 430183 24.0134-0100.1 434100		323 30,0 28,0 V +B 360 34,0 31,0 V L +B
	3.0 TDI 4motion 3.0 V6 TDI 4motion 3.2 V6 3.2 V6 4motion 3.6 V6 4motion 4.2 V8 4motion 5.0 V10 TDI 4motion 6.0 W12 4motion		09.04 04.08 04.02 02.04 11.08 05.03 11.02 04.02	PR: 1KD,1KP,1KY PR: 1KD,1KP,1KY PR: 1KD,1KP,1KY PR: 1KD,1KP,1KY PR: 1KD,1KP,1KY PR: 1KD,1KP,1KY PR: 1KD,1KP,1KY PR: 1KD,1KP,1KY	13.0460-2890.2 602890 13.0460-0023.2 610023		23326 17,4 /WK/S Belagsatz-Zubehör LUC
	3.0 TDI 4motion 3.0 V6 TDI 4motion 3.2 V6 3.2 V6 4motion 3.6 V6 4motion 4.2 V8 4motion 5.0 V10 TDI 4motion 6.0 W12 4motion		09.04 04.08 04.02 02.04 11.08 05.03 11.02 04.02	PR: 1KD PR: 1KD PR: 1KD PR: 1KD PR: 1KD PR: 1KD PR: 1KD	24.0122-0202.1 422202		280 22,0 20,0 V L +B
	3.0 TDI 4motion 3.0 V6 TDI 4motion 3.2 V6 3.2 V6 4motion 3.6 V6 4motion 4.2 V8 4motion 5.0 V10 TDI 4motion 6.0 W12 4motion		09.04 04.08 04.02 02.04 11.08 05.03 11.02 04.02	PR: 1KP PR: 1KP PR: 1KP PR: 1KP PR: 1KP PR: 1KP PR: 1KP	24.0122-0212.1 422212		310 22,0 20,0 V L +B
	3.0 TDI 4motion 3.0 V6 TDI 4motion 3.2 V6 3.2 V6 4motion 3.6 V6 4motion 4.2 V8 4motion 5.0 V10 TDI 4motion 6.0 W12 4motion		09.04 04.08 04.02 02.04 11.08 05.03 11.02 04.02	PR: 1KY PR: 1KY PR: 1KY PR: 1KY PR: 1KY PR: 1KY PR: 1KY	24.0122-0214.1 422214		335 22,0 20,0 V L +B

VOLKSWAGEN POLO III (95-01)

	1.05 1.3 1.4 1.4 1.6 1.9 D 1.9 SDI		6N-TY140000 10.94 6N-TY140000 10.94 6N-TY140000 07.95 6N-TY140000 07.95 6N-TY140000 10.94 6N-TY140000 10.94 6N-TY140000 10.94		13.0460-7059.2 607059		20887 17,3 +Zub VW
	1.05 1.3 1.4 1.4 1.6 1.9 D 1.9 SDI		6N-TW082000 10.94 6N-TW082000 10.94 6N-TW082000 07.95 6N-TW082000 07.95 6N-TW082000 10.94 6N-TW082000 10.94 6N-TW082000 10.94		13.0460-7059.2 607059		20887 17,3 +Zub VW
	1.0 1.05 1.3 1.4 1.4 1.4 16V 1.6 1.7 SDI 1.9 D 1.9 SDI	6N-TY140001 6N-TY140001 40 6N-TY140001 44 6N-TY140001 55 6N-TY140001 55 6N-TY140001	07.96 09.01 09.96 04.97 09.01 09.01 01.99 09.01 09.01 09.01	- ABS	13.0460-7100.2 607100 13.0470-7100.2 LD7100		21866 17,2 + 21866 17,2 + VW ATE
	1.05 1.3 1.4 1.4 1.6 1.9 D 1.9 SDI	6N-TW082001 6N-TW082001 40 6N-TW082001 44 6N-TW082001 55 6N-TW082001 6N-TW082001 6N-TW082001	09.96 04.97 09.01 09.01 09.99 09.01 09.01		13.0460-7100.2 607100 13.0470-7100.2 LD7100		21866 17,2 + 21866 17,2 + VW ATE
	1.4 16V 1.4 16V 1.4 TDI 1.6 GTI	55 74 55	01.99 04.96 01.99 04.98	+ ABS - Motorsport 1)	13.0460-2821.2 602821		21945 16,0 /S LUC

1) - motorsports / - motorsports / - Motorsport / - motorismo





VOLKSWAGEN POLO III (95-01)

	1.05		6N-SY087410	10.94		24.0110-0232.1	410232		239 9,9 8,0 +S +B
	1.3		6N-SY087410	10.94					
	1.6	55	6N-SY087410	10.94					
	1.9 D		6N-SY087410	10.94					
	1.9 SDI		6N-SY087410	10.94					
	1.05		6N-SW008500	10.94		24.0110-0232.1	410232		239 9,9 8,0 +S +B
	1.3		6N-SW008500	10.94					
	1.6	55	6N-SW008500	10.94					
	1.0			07.96	09.01	24.0118-0106.1	418106		239 18,0 16,0 VL +S +B
	1.05		6N-SY087411		09.96	24.0318-0106.1	518106		239 18,0 16,0 VL +S +B PD
	1.3		6N-SY087411		04.97				
	1.4	40		07.95	09.01				
	1.4	44		07.95	09.01				
	1.4 16V	55		01.99	09.01	- ABS			
	1.6	55	6N-SY087411		09.99				
	1.7 SDI			05.97	09.01				
	1.05		6N-SW008501		09.96	24.0118-0106.1	418106		239 18,0 16,0 VL +S +B
	1.3		6N-SW008501		04.97	24.0318-0106.1	518106		239 18,0 16,0 VL +S +B PD
	1.6	55	6N-SW008501		09.99				
	1.9 D		6N-SW008501		09.01				
	1.9 SDI		6N-SW008501		09.01				
	1.4 16V	55		01.99	09.01	+ ABS	24.0120-0128.1	420128	256 20,0 18,0 VL +S +B
	1.4 16V	74		04.96	09.01		24.0320-0128.1	520128	256 20,0 18,0 VL +S +B PD
	1.4 TDI	55		01.99	09.01				
	1.6 GTI			04.98	09.01		24.0125-0136.1	425136	256 25,0 23,0 VL
	1.0			07.96	09.01				
	1.05			10.94	09.96		24.0711-1361.3	360022	Radsensor
	1.3			10.94	04.97		24.0711-1362.3	360023	Radsensor
	1.4	40		07.95	09.01				
	1.4	44		07.95	09.01				
	1.4 16V	55		01.99	09.01				
	1.4 16V	74		04.96	09.01				
	1.4 TDI	55		01.99	09.01				
	1.6	55		10.94	09.99				
	1.6 GTI			04.98	09.01				
	1.4 16V	74		04.96	09.99	+ ⊕ / - Motorsport ¹⁾	13.0460-2984.2	602984	20961 17,2 /Zub/S
	1.6 GTI			04.98	09.99		13.0460-0072.2	610072	Belagsatz-Zubehör
	1.4 16V	55		01.99	09.01	+ ABS	13.0460-2894.2	602894	20961 17,4 /Zub/S
	1.4 16V	74		10.99	09.01	+ ⊕ / - Motorsport ¹⁾	13.0470-2894.2	LD2894	20961 17,4 /Zub/S
	1.4 TDI	55		01.99	09.01	+ ABS	13.0460-2886.2	602886	20961 16,2 /S
	1.6 GTI			10.99	09.01		13.0470-2886.2	LD2886	20961 16,2 /S
	1.4 16V	74		04.96	09.99	+ ⊕	13.0460-0072.2	610072	Belagsatz-Zubehör
	1.6 GTI			04.98	09.01				
	1.4 16V	55		01.99	09.01	+ ABS	24.0110-0111.1	410111	ohne Sensorring ²⁾
	1.6 GTI			04.98	09.99		24.0110-0275.2	410275	mit Sensorring ³⁾
	1.4 16V	74		01.99	09.01	+ ⊕	24.0109-0124.1	409124	226 10,0 8,0 +B
	1.4 16V	55		10.99	09.01	+ ⊕			226 10,0 8,0
	1.4 TDI	55		01.99	09.01	+ ABS			232 9,0 7,0 +B
	1.6 GTI			10.99	09.01				
	1.0			07.96	09.01		24.0741-1108.3	360093	2 Radsensor L=843
	1.05			10.94	09.96				
	1.3			10.94	04.97				
	1.4	40		07.95	09.01				
	1.4	44		07.95	09.01				
	1.4 16V	55		01.99	09.01				
	1.4 16V	74		04.96	09.01				
	1.4 TDI	55		01.99	09.01				
	1.6	55		10.94	09.99				
	1.6 GTI			04.98	09.01				
	1.7 SDI			05.97	09.01				
	1.9 D			10.94	09.01				
	1.9 SDI			10.94	09.01				
	1.0		6N-XY227489	07.96		- ABS	03.0137-0126.2	650126	180 x 31 HEB
	1.05		6N-XY227489	10.94		- ABS	03.0137-9008.2	669008	Bremsbacken-Zubehör
1.3		6N-XY227489	10.94		- ABS				
1.4	40	6N-XY227489	07.95		- ABS				
1.4	44	6N-XY227489	07.95		- ABS				
1.4 16V	74	6N-XY227489	04.96		- ABS/ - ⊕				
1.6	55	6N-XY227489	10.94		- ABS				
1.7 SDI		6N-XY227489	05.97		- ABS				
1.9 D		6N-XY227489	10.94		- ABS				
1.9 SDI		6N-XY227489	10.94		- ABS				
	1.0		6N-XY227489	07.96		+ ABS	03.0137-0268.2	650268	200 x 40 HEB
	1.05		6N-XY227489	10.94		+ ABS	03.0137-9168.2	669168	Bremsbacken-Zubehör
	1.05		6N-XY227489	10.94		+ ABS			
	1.3		6N-XY227489	10.94		+ ABS			
	1.3		6N-XY227489	10.94		+ ABS			
	1.4	40	6N-XY227489	07.95		+ ABS			
	1.4	40	6N-XY227489	07.95		+ ABS			
	1.4	40	6N-XY227489	07.95		+ ABS			

1) + ⊕ / - motorsports / + ⊕ / - motorsports / + ⊕ / - Motorsport / + ⊕ / - motorismo

2) without sensor ring / senza sensori / sans secours ABS / sin anillo sensor ABS

3) with sensor ring / con sensori / avec secours ABS / con anillo sensor ABS





VOLKSWAGEN POLO III (95-01)

	1.4 1.4 1.4 16V 1.4 16V 1.4 16V 1.4 TDI 1.6 1.6 1.7 SDI 1.7 SDI 1.9 D 1.9 D 1.9 SDI 1.9 SDI	44 44 55 74 74 55 55 55 6N-XY227490 6N-XY227490 6N-XY227490 6N-XY227490 6N-XY227490	6N-XY227489 6N-XY227489 6N-XY227489 6N-XY227489 6N-XY227489 6N-XY227489 6N-XY227489 6N-XY227489 6N-XY227489 6N-XY227489 6N-XY227489 6N-XY227489	07.95 01.99 04.96 01.99 10.94 05.97 10.94 10.94 10.94	+ ABS - ABS + ABS/ - ⊕ - ⊕ - ABS + ABS + ABS + ABS + ABS	03.0137-0268.2 03.0137-9168.2	650268 669168		200 x 40 HEB Bremsbacken-Zubehör	VW VW
	1.0 1.05 1.3 1.4 1.4 1.4 16V 1.6 1.7 SDI 1.9 D 1.9 SDI		6N-XY227489 6N-XY227489 6N-XY227489 6N-XY227489 6N-XY227489 6N-XY227489 6N-XY227489 6N-XY227489 6N-XY227489 6N-XY227489	07.96 10.94 10.94 07.95 07.95 04.96 10.94 05.97 10.94 10.94	- ABS - ABS - ABS - ABS - ABS/ - ⊕ - ABS - ABS - ABS - ABS - ABS	24.0218-0007.1 24.0218-0707.2	480003 480211		180/181 x 38,5 - Lager 180/181 x 38,5 + Lager	
	1.0 1.0 1.05 1.05 1.3 1.3 1.4 1.4 1.4 1.4 1.4 16V 1.4 16V 1.4 16V 1.4 TDI 1.6 1.6 1.7 SDI 1.7 SDI 1.9 D 1.9 D 1.9 SDI 1.9 SDI	6N-XY227490 6N-XY227490	6N-XY420000 6N-XY227489 6N-XY420000 6N-XY227489 6N-XY420000 6N-XY227489 6N-XY420000 6N-XY227489 6N-XY420000 6N-XY227489 6N-XY420000 6N-XY227489 6N-XY420000 6N-XY227489 6N-XY420000 6N-XY227489 6N-XY420000 6N-XY227489 6N-XY420000 6N-XY227489 6N-XY420000 6N-XY227489	07.96 10.94 10.94 10.94 07.95 07.95 01.99 04.96 01.99 10.94 05.97 10.94 10.94	+ ABS + ABS + ABS + ABS + ABS + ABS - ABS - ABS/ - ⊕ - ABS + ABS + ABS + ABS + ABS	24.0220-0018.1 24.0220-0718.2	480019 480209	ohne Sensorring ¹⁾ ohne Sensorring ¹⁾	200/201 x 50,5 - Lager 200/201,5 x 50,5 + Lager	
	1.0 1.05 1.3 1.4 1.4 1.4 16V 1.4 16V 1.4 TDI 1.7 SDI 1.9 D 1.9 SDI	6N-XY420001 6N-XY420001 6N-XY420001 6N-XY420001 6N-XY420001 6N-XY420001 6N-XY420001 6N-XY420001 6N-XY420001 6N-XY420001 6N-XY420001	6N-XY227489 6N-XY227489 6N-XY227489 6N-XY227489 6N-XY227489 6N-XY227489 6N-XY227489 6N-XY227489 6N-XY227489 6N-XY227489 6N-XY227489	09.01 09.01 09.01 09.01 09.01 09.01 09.01 09.01 09.01 09.01 09.01	- ABS - ABS - ABS - ABS - ABS - ABS - ABS - ABS - ABS - ABS - ABS	24.0220-0032.1	480130		200/201,5 x 50,5	
	1.0 1.05 1.3 1.4 1.4 1.4 16V 1.6 1.7 SDI 1.9 D 1.9 SDI	40 44 74 55	6N-XY227489 6N-XY227489 6N-XY227489 6N-XY227489 6N-XY227489 6N-XY227489 6N-XY227489 6N-XY227489 6N-XY227489 6N-XY227489	07.96 10.94 10.94 07.95 04.96 10.94 05.97 10.94 10.94	- ABS - ABS - ABS - ABS - ABS/ - ⊕ - ABS - ABS - ABS - ABS - ABS	03.0420-0617.3 03.0520-3917.3	680617 693917	+ Rz GG ²⁾ + Rz ALU ³⁾	17,46/180x31 Kit 17,46/180x31 TopKit	VW VW
	1.0 1.0 1.05 1.05 1.3 1.3 1.4 1.4 1.4 1.4 1.4 1.4 1.4 16V 1.4 16V 1.4 16V 1.4 TDI 1.6 1.6 1.7 SDI 1.7 SDI 1.9 D 1.9 D	6N-XY227490 6N-XY227490	6N-XY227489 6N-XY227489	07.96 10.94 10.94 07.95 07.95 07.95 01.99 04.96 01.99 10.94 05.97 10.94 10.94	+ ABS + ABS + ABS + ABS + ABS + ABS + ABS + ABS/ - ⊕ - ⊕ + ABS + ABS + ABS + ABS + ABS + ABS + ABS + ABS + ABS + ABS + ABS	03.0420-1517.3 03.0520-1517.3	681517 691517		17,46/200x40 Kit 17,46/200x40 TopKit	VW VW

¹⁾ without sensor ring / senza sensori / sans secours ABS / sin anillo sensor ABS
²⁾ + WC cast iron / + CR ghisa / + CR fonte grise / + CR fundición de gris
³⁾ + WC aluminium / + CR alluminio / + CR aluminium / + CR aluminio



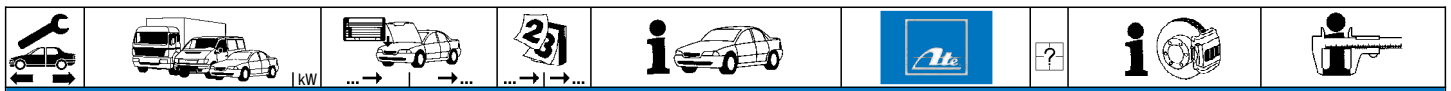
VOLKSWAGEN POLO III (95-01)

	1.9 SDI		6N-XY227489	10.94	+ ABS	03.0420-1517.3	681517		17,46/200x40 Kit	VW
	1.9 SDI			09.01		03.0520-1517.3	691517		17,46/200x40 TopKit	VW
	1.4 16V	55		01.99	- ABS	03.0420-4219.3	684219		19,05/200x40 Kit	VW
	1.4 TDI	55		01.99	- ABS	03.0520-4219.3	694219		19,05/200x40 TopKit	VW

VOLKSWAGEN POLO IV (02-09)

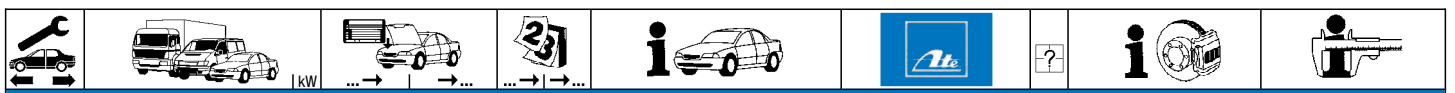
	1.2			11.01	05.09	PR: 1LM,1ZN	13.0460-7164.2	607164		21868 17,2 +/WK	VW
	1.2	40		11.01	05.09	PR: 1LM,1ZN	13.0460-7100.2	607100		21866 17,2 +	VW
	1.2	51		04.07	05.09	PR: 1LM,1ZN	13.0470-7100.2	LD7100		21866 17,2 +	ATE
	1.4 16V			11.01	05.09	PR: 1LM,1ZN					
	1.4 16V	63		05.06	05.09	PR: 1LM,1ZN					
	1.4 16V	74		11.01	05.09	PR: 1LM,1ZN					
	1.4 FSI			11.01	05.09	PR: 1LM,1ZN					
	1.4 TDI			11.01	05.09	PR: 1LM,1ZN					
	1.6 16V	77		05.06	05.09	PR: 1LM,1ZN					
	1.8 GTI	110		09.05	05.09	PR: 1LM,1ZN					
	1.8 GTI	132		06.06	05.09	PR: 1LM,1ZN					
	1.9 SDI			11.01	05.09	PR: 1LM,1ZN					
	1.9 TDI	74		11.01	05.09	PR: 1LM,1ZN					
	1.9 TDI	96		10.03	05.09	PR: 1LM,1ZN					
	2.0	85		04.02	05.09	PR: 1LM,1ZN					
	1.2			11.01	05.09	PR: 1LQ,1LR,1ZG	13.0460-7117.2	607117		23131 19,6 +/WK	VW
	1.2	40		11.01	05.09	PR: 1LQ,1LR,1ZG	13.0470-7117.2	LD7117		23131 19,6 +/WK	VW
	1.2	51		04.07	05.09	PR: 1LQ,1LR,1ZG					
	1.4 16V			11.01	05.09	PR: 1LQ,1LR,1ZG					
	1.4 16V	63		05.06	05.09	PR: 1LQ,1LR,1ZG					
	1.4 16V	74		11.01	05.09	PR: 1LQ,1LR,1ZG					
	1.4 FSI			11.01	05.09	PR: 1LQ,1LR,1ZG					
	1.4 TDI			11.01	05.09	PR: 1LQ,1LR,1ZG					
	1.6 16V	77		05.06	05.09	PR: 1LQ,1LR,1ZG					
	1.8 GTI	110		09.05	05.09	PR: 1LQ,1LR,1ZG					
	1.8 GTI	132		06.06	05.09	PR: 1LQ,1LR,1ZG					
	1.9 SDI			11.01	05.09	PR: 1LQ,1LR,1ZG					
	1.9 TDI	74		11.01	05.09	PR: 1LQ,1LR,1ZG					
	1.9 TDI	96		10.03	05.09	PR: 1LQ,1LR,1ZG					
	2.0	85		04.02	05.09	PR: 1LQ,1LR,1ZG					
	1.2			11.01	05.09	PR: 1ZF	13.0460-7111.2	607111		23130 19,6 +	VW
	1.2	40		11.01	05.09	PR: 1ZF	13.0470-7111.2	LD7111		23130 19,6 +	VW
	1.2	51		04.07	05.09	PR: 1ZF					
	1.4 16V			11.01	05.09	PR: 1ZF					
	1.4 16V	63		05.06	05.09	PR: 1ZF					
	1.4 16V	74		11.01	05.09	PR: 1ZF					
	1.4 FSI			11.01	05.09	PR: 1ZF					
	1.4 TDI			11.01	05.09	PR: 1ZF					
	1.6 16V	77		05.06	05.09	PR: 1ZF					
	1.8 GTI	110		09.05	05.09	PR: 1ZF					
	1.8 GTI	132		06.06	05.09	PR: 1ZF					
	1.9 SDI			11.01	05.09	PR: 1ZF					
	1.9 TDI	74		11.01	05.09	PR: 1ZF					
	1.9 TDI	96		10.03	05.09	PR: 1ZF					
	2.0	85		04.02	05.09	PR: 1ZF					
	1.2			11.01	05.09	PR: 1LN,1ZD,1ZH	13.0460-2883.2	602883		23581 18,8 /S	LUC
	1.2	40		11.01	05.09	PR: 1LN,1ZD,1ZH	13.0460-2884.2	602884		23843 18,8 +/WK/S	LUC
	1.2	51		04.07	05.09	PR: 1LN,1ZD,1ZH	13.0470-2884.2	LD2884		23843 18,8 +/WK/S	LUC
	1.4 16V			11.01	05.09	PR: 1LN,1ZD,1ZH					
	1.4 16V	63		05.06	05.09	PR: 1LN,1ZD,1ZH					
	1.4 16V	74		11.01	05.09	PR: 1LN,1ZD,1ZH					
	1.4 FSI			11.01	05.09	PR: 1LN,1ZD,1ZH					
	1.4 TDI			11.01	05.09	PR: 1LN,1ZD,1ZH					
	1.6 16V	77		05.06	05.09	PR: 1LN,1ZD,1ZH					
	1.8 GTI	110		09.05	05.09	PR: 1LN,1ZD,1ZH					
	1.8 GTI	132		06.06	05.09	PR: 1LN,1ZD,1ZH					
	1.9 SDI			11.01	05.09	PR: 1LN,1ZD,1ZH					
	1.9 TDI	74		11.01	05.09	PR: 1LN,1ZD,1ZH					
	1.9 TDI	96		10.03	05.09	PR: 1LN,1ZD,1ZH					
	2.0	85		04.02	05.09	PR: 1LN,1ZD,1ZH					
	1.2			11.01	05.09	PR: 1LJ	13.0460-7122.2	607122		23392 20,3 +/WK	ATE
	1.2	40		11.01	05.09	PR: 1LJ	13.0470-7122.2	LD7122		23392 20,3 +/WK	ATE
	1.2	51		04.07	05.09	PR: 1LJ					
	1.4 16V			11.01	05.09	PR: 1LJ					
	1.4 16V	63		05.06	05.09	PR: 1LJ					
	1.4 16V	74		11.01	05.09	PR: 1LJ					
	1.4 FSI			11.01	05.09	PR: 1LJ					
	1.4 TDI			11.01	05.09	PR: 1LJ					
	1.6 16V	77		05.06	05.09	PR: 1LJ					
	1.8 GTI	110		09.05	05.09	PR: 1LJ					
	1.8 GTI	132		06.06	05.09	PR: 1LJ					
	1.9 SDI			11.01	05.09	PR: 1LJ					
	1.9 TDI	74		11.01	05.09	PR: 1LJ					
	1.9 TDI	96		10.03	05.09	PR: 1LJ					
	2.0	85		04.02	05.09	PR: 1LJ					
	1.2			11.01	05.09	PR: 1LM,1ZN	24.0118-0137.1	418137		239 18,0 16,0 V L +S +B	
	1.2	40		11.01	05.09	PR: 1LM,1ZN	24.0318-0137.1	518137		239 18,0 16,0 V L +S +B PD	
	1.2	51		04.07	05.09	PR: 1LM,1ZN					
	1.4 16V			11.01	05.09	PR: 1LM,1ZN					
	1.4 16V	63		05.06	05.09	PR: 1LM,1ZN					





VOLKSWAGEN POLO IV (02-09)

	1.4 16V	74		11.01	05.09	PR: 1LM,1ZN	24.0118-0137.1	418137		239 18,0 16,0 V L +S +B 239 18,0 16,0 V L +S +B PD	
	1.4 FSI			11.01	05.09	PR: 1LM,1ZN	24.0318-0137.1	518137			
	1.4 TDI			11.01	05.09	PR: 1LM,1ZN					
	1.6 16V	77		05.06	05.09	PR: 1LM,1ZN					
	1.8 GTI	110		09.05	05.09	PR: 1LM,1ZN					
	1.8 GTI	132		06.06	05.09	PR: 1LM,1ZN					
	1.9 SDI			11.01	05.09	PR: 1LM,1ZN					
	1.9 TDI	74		11.01	05.09	PR: 1LM,1ZN					
	1.9 TDI	96		10.03	05.09	PR: 1LM,1ZN					
	2.0	85		04.02	05.09	PR: 1LM,1ZN					
	1.2			11.01	05.09	PR: 1LQ,1LR,1ZF,1ZG	24.0122-0151.1	422151			256 22,0 19,0 V L +S +B 256 22,0 19,0 V L +S +B PD
	1.2	40		11.01	05.09	PR: 1LQ,1LR,1ZF,1ZG	24.0322-0151.1	522151			
	1.2	51		04.07	05.09	PR: 1LQ,1LR,1ZF,1ZG					
	1.4 16V			11.01	05.09	PR: 1LQ,1LR,1ZF,1ZG					
	1.4 16V	63		05.06	05.09	PR: 1LQ,1LR,1ZF,1ZG					
1.4 16V	74		11.01	05.09	PR: 1LQ,1LR,1ZF,1ZG						
1.4 FSI			11.01	05.09	PR: 1LQ,1LR,1ZF,1ZG						
1.4 TDI			11.01	05.09	PR: 1LQ,1LR,1ZF,1ZG						
1.6 16V	77		05.06	05.09	PR: 1LQ,1LR,1ZF,1ZG						
1.8 GTI	110		09.05	05.09	PR: 1LQ,1LR,1ZF,1ZG						
1.8 GTI	132		06.06	05.09	PR: 1LQ,1LR,1ZF,1ZG						
1.9 SDI			11.01	05.09	PR: 1LQ,1LR,1ZF,1ZG						
1.9 TDI	74		11.01	05.09	PR: 1LQ,1LR,1ZF,1ZG						
1.9 TDI	96		10.03	05.09	PR: 1LQ,1LR,1ZF,1ZG						
2.0	85		04.02	05.09	PR: 1LQ,1LR,1ZF,1ZG						
1.2			11.01	05.09	PR: 1LN,1ZD,1ZH	24.0125-0113.1	425113		288 25,0 22,0 V L +S +B 288 25,0 22,0 V L +S +B PD		
1.2	40		11.01	05.09	PR: 1LN,1ZD,1ZH	24.0325-0113.1	525113				
1.2	51		04.07	05.09	PR: 1LN,1ZD,1ZH						
1.4 16V			11.01	05.09	PR: 1LN,1ZD,1ZH						
1.4 16V	63		05.06	05.09	PR: 1LN,1ZD,1ZH						
1.4 16V	74		11.01	05.09	PR: 1LN,1ZD,1ZH						
1.4 FSI			11.01	05.09	PR: 1LN,1ZD,1ZH						
1.4 TDI			11.01	05.09	PR: 1LN,1ZD,1ZH						
1.6 16V	77		05.06	05.09	PR: 1LN,1ZD,1ZH						
1.8 GTI	110		09.05	05.09	PR: 1LN,1ZD,1ZH						
1.8 GTI	132		06.06	05.09	PR: 1LN,1ZD,1ZH						
1.9 SDI			11.01	05.09	PR: 1LN,1ZD,1ZH						
1.9 TDI	74		11.01	05.09	PR: 1LN,1ZD,1ZH						
1.9 TDI	96		10.03	05.09	PR: 1LN,1ZD,1ZH						
2.0	85		04.02	05.09	PR: 1LN,1ZD,1ZH						
1.2			11.01	05.09	PR: 1LJ	24.0125-0123.1	425123		310 25,0 22,0 V L +B 310 25,0 22,0 V L +B PD		
1.2	40		11.01	05.09	PR: 1LJ	24.0325-0123.1	525123				
1.2	51		04.07	05.09	PR: 1LJ						
1.4 16V			11.01	05.09	PR: 1LJ						
1.4 16V	63		05.06	05.09	PR: 1LJ						
1.4 16V	74		11.01	05.09	PR: 1LJ						
1.4 FSI			11.01	05.09	PR: 1LJ						
1.4 TDI			11.01	05.09	PR: 1LJ						
1.6 16V	77		05.06	05.09	PR: 1LJ						
1.8 GTI	110		09.05	05.09	PR: 1LJ						
1.8 GTI	132		06.06	05.09	PR: 1LJ						
1.9 SDI			11.01	05.09	PR: 1LJ						
1.9 TDI	74		11.01	05.09	PR: 1LJ						
1.9 TDI	96		10.03	05.09	PR: 1LJ						
2.0	85		04.02	05.09	PR: 1LJ						
	1.2			11.01	05.09		24.0711-5273.3	360303		Radsensor Radsensor	
	1.2	40		11.01	05.09		24.0711-5274.3	360304			
	1.2	51		04.07	05.09						
	1.4 16V			11.01	05.09						
	1.4 16V	63		05.06	05.09						
	1.4 16V	74		11.01	05.09						
	1.4 FSI			11.01	05.09						
	1.4 TDI			11.01	05.09						
	1.6 16V	77		05.06	05.09						
	1.8 GTI	110		09.05	05.09						
	1.8 GTI	132		06.06	05.09						
	1.9 SDI			11.01	05.09						
	1.9 TDI	74		11.01	05.09						
	1.9 TDI	96		10.03	05.09						
	2.0	85		04.02	05.09						
	1.2			11.01	05.09	PR: 1KD,1KS,1KV	13.0460-2864.2	602864		20961 17,4 /S LUC 23554 17,2 +/WK/S LUC 23554 17,2 +/WK/S LUC Belagsatz-Zubehör LUC	
	1.2	40		11.01	05.09	PR: 1KD,1KS,1KV	13.0460-2877.2	602877			
	1.2	51		04.07	05.09	PR: 1KD,1KS,1KV	13.0470-2877.2	LD2877			
	1.4 16V			11.01	05.09	PR: 1KD,1KS,1KV	13.0460-0072.2	610072			
	1.4 16V	63		05.06	05.09	PR: 1KD,1KS,1KV					
	1.4 16V	74		11.01	05.09	PR: 1KD,1KS,1KV					
	1.4 FSI			11.01	05.09	PR: 1KD,1KS,1KV					
	1.4 TDI			11.01	05.09	PR: 1KD,1KS,1KV					
	1.6 16V	77		05.06	05.09	PR: 1KD,1KS,1KV					
	1.8 GTI	110		09.05	05.09	PR: 1KD,1KS,1KV					
	1.8 GTI	132		06.06	05.09	PR: 1KD,1KS,1KV					
	1.9 SDI			11.01	05.09	PR: 1KD,1KS,1KV					
	1.9 TDI	74		11.01	05.09	PR: 1KD,1KS,1KV					
	1.9 TDI	96		10.03	05.09	PR: 1KD,1KS,1KV					
	2.0	85		04.02	05.09	PR: 1KD,1KS,1KV					















VOLKSWAGEN POLO IV (02-09)

	1.2 1.2 1.2 1.4 16V 1.4 16V 1.4 16V 1.4 FSI 1.4 TDI 1.6 16V 1.8 GTI 1.8 GTI 1.9 SDI 1.9 TDI 1.9 TDI 2.0	40 51 63 74 77 110 132 74 96 85		11.01 05.09 PR: 1KK,1KT 11.01 05.09 PR: 1KK,1KT 04.07 05.09 PR: 1KK,1KT 11.01 05.09 PR: 1KK,1KT 05.06 05.09 PR: 1KK,1KT 11.01 05.09 PR: 1KK,1KT 11.01 05.09 PR: 1KK,1KT 11.01 05.09 PR: 1KK,1KT 05.06 05.09 PR: 1KK,1KT 09.05 05.09 PR: 1KK,1KT 06.06 05.09 PR: 1KK,1KT 11.01 05.09 PR: 1KK,1KT 11.01 05.09 PR: 1KK,1KT 10.03 05.09 PR: 1KK,1KT 04.02 05.09 PR: 1KK,1KT	13.0460-2820.2 602820 13.0460-2894.2 602894 13.0470-2820.2 LD2820 13.0470-2894.2 LD2894 13.0460-0072.2 610072		20961 17,6 /S LUC 20961 17,4 /Zub/S LUC 20961 17,6 /S LUC 20961 17,4 /Zub/S LUC Belagsatz-Zubehör LUC
	1.2 1.2 1.2 1.4 16V 1.4 16V 1.4 16V 1.4 FSI 1.4 TDI 1.6 16V 1.8 GTI 1.8 GTI 1.9 SDI 1.9 TDI 1.9 TDI 2.0	40 51 63 74 77 110 132 74 96 85		11.01 05.09 PR: 1KD,1KS,1KT,1KV 11.01 05.09 PR: 1KD,1KS,1KT,1KV 04.07 05.09 PR: 1KD,1KS,1KT,1KV 11.01 05.09 PR: 1KD,1KS,1KT,1KV 05.06 05.09 PR: 1KD,1KS,1KT,1KV 11.01 05.09 PR: 1KD,1KS,1KT,1KV 11.01 05.09 PR: 1KD,1KS,1KT,1KV 11.01 05.09 PR: 1KD,1KS,1KT,1KV 05.06 05.09 PR: 1KD,1KS,1KT,1KV 09.05 05.09 PR: 1KD,1KS,1KT,1KV 06.06 05.09 PR: 1KD,1KS,1KT,1KV 11.01 05.09 PR: 1KD,1KS,1KT,1KV 11.01 05.09 PR: 1KD,1KS,1KT,1KV 10.03 05.09 PR: 1KD,1KS,1KT,1KV 04.02 05.09 PR: 1KD,1KS,1KT,1KV	24.0109-0123.1 409123 24.0309-0123.1 509123		230 9,0 7,0 +S +B 230 9,0 7,0 +S +B PD
	1.2 1.2 1.2 1.4 16V 1.4 16V 1.4 16V 1.4 FSI 1.4 TDI 1.6 16V 1.8 GTI 1.8 GTI 1.9 SDI 1.9 TDI 1.9 TDI 2.0	40 51 63 74 77 110 132 74 96 85		11.01 05.09 11.01 05.09 04.07 05.09 11.01 05.09 05.06 05.09 11.01 05.09 11.01 05.09 11.01 05.09 05.06 05.09 09.05 05.09 06.06 05.09 11.01 05.09 11.01 05.09 10.03 05.09 04.02 05.09	24.0711-6233.3 360315 24.0711-6234.3 360316		Radsensor Radsensor
	1.2 1.2 1.2 1.4 16V 1.4 FSI 1.4 TDI 1.9 SDI	40 51		11.01 05.09 PR: 1KB 11.01 05.09 PR: 1KB 04.07 05.09 PR: 1KB 11.01 05.09 PR: 1KB 11.01 05.09 PR: 1KB 11.01 05.09 PR: 1KB 11.01 05.09 PR: 1KB	03.0137-0268.2 650268 03.0137-9168.2 669168		200 x 40 HEB VW Bremsbacken-Zubehör VW
	1.2 1.2 1.2 1.4 16V 1.4 FSI 1.4 TDI 1.9 SDI	40 51		11.01 05.09 PR: 1KB 11.01 05.09 PR: 1KB 04.07 05.09 PR: 1KB 11.01 05.09 PR: 1KB 11.01 05.09 PR: 1KB 11.01 05.09 PR: 1KB	24.0220-0037.1 480161		200/201,5 x 50,5
	1.2 1.2 1.2 1.4 16V 1.4 FSI 1.4 TDI 1.9 SDI	40 51		11.01 05.09 PR: 1KB 11.01 05.09 PR: 1KB 04.07 05.09 PR: 1KB 11.01 05.09 PR: 1KB 11.01 05.09 PR: 1KB 11.01 05.09 PR: 1KB	03.0520-1517.3 691517 03.0420-1517.3 681517		17,46/200x40 TopKit VW 17,46/200x40 Kit VW














VOLKSWAGEN POLO V (09-)















	1.0 1.0 1.0 1.0 TSI 1.2 1.2 1.2 1.2 TDI 1.2 TSI 1.2 TSI 1.4 1.4 BiFuel 1.4 GTI 1.4 TDI 1.4 TDI 1.4 TDI 1.4 TSI 1.4 TSI 1.6 1.6 BiFuel	44 55 70 81 44 51 55 66 77 63 60 132 55 66 77 103 110 60		01.14 PR: 1ZG,1LR,1ZJ 01.14 PR: 1ZG,1LR,1ZJ 11.14 PR: 1ZG,1LR,1ZJ 11.14 PR: 1ZG,1LR,1ZJ 03.09 PR: 1ZG,1LR,1ZJ 03.09 PR: 1ZG,1LR,1ZJ 10.09 PR: 1ZG,1LR,1ZJ 05.11 PR: 1ZG,1LR,1ZJ 06.09 PR: 1ZG,1LR,1ZJ 03.09 PR: 1ZG,1LR,1ZJ 03.10 PR: 1ZG,1LR,1ZJ 05.10 PR: 1ZG,1LR,1ZJ 03.14 PR: 1ZG,1LR,1ZJ 02.14 PR: 1ZG,1LR,1ZJ 05.14 PR: 1ZG,1LR,1ZJ 10.12 PR: 1ZG,1LR,1ZJ 05.14 PR: 1ZG,1LR,1ZJ 07.14 PR: 1ZG,1LR,1ZJ 01.11 PR: 1ZG,1LR,1ZJ	13.0460-7111.2 607111 13.0470-7111.2 LD7111		23130 19,6 + VW 23130 19,6 + VW
--	--	---	--	---	--	--	------------------------------------

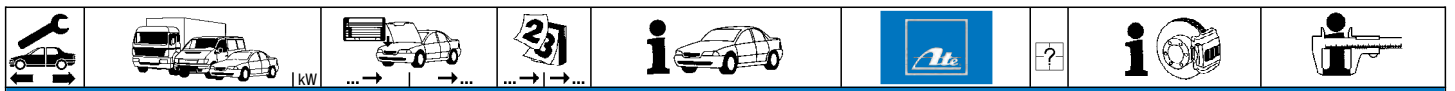


									
VOLKSWAGEN POLO V (09-)									
	1.6 TDI	55	03.09	PR: 1ZG,1LR,1ZJ	13.0460-7111.2	607111		23130 19,6 +	VW
	1.6 TDI	66	06.09	PR: 1ZG,1LR,1ZJ	13.0470-7111.2	LD7111		23130 19,6 +	VW
	1.6 TDI	77	06.09	PR: 1ZG,1LR,1ZJ					
	1.8 GTI	141	11.14	PR: 1ZG,1LR,1ZJ					
	2.0 R WRC	162	08.13	PR: 1ZG,1LR,1ZJ					
	1.0	44	01.14	PR: 1LN,1ZC	13.0460-7184.2	607184		23587 20,6 +/WK	ATE
	1.0	55	01.14	PR: 1LN,1ZC	13.0470-7184.2	LD7184		23587 20,6 +/WK	ATE
	1.0	70	11.14	PR: 1LN,1ZC					
	1.0 TSI	81	11.14	PR: 1LN,1ZC					
	1.2	44	03.09	PR: 1LN,1ZC,1ZD					
	1.2	51	03.09	PR: 1LN,1ZC,1ZD					
	1.2 TDI	55	10.09	PR: 1LN,1ZC,1ZD					
	1.2 TSI	66	05.11	PR: 1LN,1ZC,1ZD					
	1.2 TSI	77	06.09	PR: 1LN,1ZC,1ZD					
	1.4	63	03.09	PR: 1LN,1ZC,1ZD					
	1.4 BiFuel	60	03.10	PR: 1LN,1ZC,1ZD					
	1.4 GTI	132	05.10	PR: 1LN,1ZC,1ZD					
	1.4 TDI	55	03.14	PR: 1LN,1ZC					
	1.4 TDI	66	02.14	PR: 1LN,1ZC					
	1.4 TDI	77	05.14	PR: 1LN,1ZC					
1.4 TSI	103	10.12	PR: 1LN,1ZC,1ZD						
1.4 TSI	110	05.14	PR: 1LN,1ZC						
1.6		07.14	PR: 1LN,1ZC						
1.6 BiFuel	60	01.11	PR: 1LN,1ZC,1ZD						
1.6 TDI	55	03.09	PR: 1LN,1ZC,1ZD						
1.6 TDI	66	06.09	PR: 1LN,1ZC,1ZD						
1.6 TDI	77	06.09	PR: 1LN,1ZC,1ZD						
1.8 GTI	141	11.14	PR: 1LN,1ZC						
2.0 R WRC	162	08.13	PR: 1LN,1ZC,1ZD						
	1.0	44	01.14	PR: 1LR,1ZG,1ZJ	24.0122-0151.1	422151		256 22,0 19,0 V L +S +B	
	1.0	55	01.14	PR: 1LR,1ZG,1ZJ	24.0322-0151.1	522151		256 22,0 19,0 V L +S +B PD	
	1.0	70	11.14	PR: 1LR,1ZG,1ZJ					
	1.0 TSI	81	11.14	PR: 1LR,1ZG,1ZJ					
	1.2	44	03.09	PR: 1LR,1ZG,1ZJ					
	1.2	51	03.09	PR: 1LR,1ZG,1ZJ					
	1.2 TDI	55	10.09	PR: 1LR,1ZG,1ZJ					
	1.2 TSI	66	05.11	PR: 1LR,1ZG,1ZJ					
	1.2 TSI	77	06.09	PR: 1LR,1ZG,1ZJ					
	1.4	63	03.09	PR: 1LR,1ZG,1ZJ					
	1.4 BiFuel	60	03.10	PR: 1LR,1ZG,1ZJ					
	1.4 GTI	132	05.10	PR: 1LR,1ZG,1ZJ					
	1.4 TDI	55	03.14	PR: 1LR,1ZG,1ZJ					
	1.4 TDI	66	02.14	PR: 1LR,1ZG,1ZJ					
	1.4 TDI	77	05.14	PR: 1LR,1ZG,1ZJ					
	1.4 TSI	103	10.12	PR: 1LR,1ZG,1ZJ					
	1.4 TSI	110	05.14	PR: 1LR,1ZG,1ZJ					
	1.6		07.14	PR: 1LR,1ZG,1ZJ					
	1.6 BiFuel	60	01.11	PR: 1LR,1ZG,1ZJ					
	1.6 TDI	55	03.09	PR: 1LR,1ZG,1ZJ					
1.6 TDI	66	06.09	PR: 1LR,1ZG,1ZJ						
1.6 TDI	77	06.09	PR: 1LR,1ZG,1ZJ						
1.8 GTI	141	11.14	PR: 1LR,1ZG,1ZJ						
1.0	44	01.14	PR: 1LN,1ZC	24.0125-0113.1	425113		288 25,0 22,0 V L +S +B		
1.0	55	01.14	PR: 1LN,1ZC	24.0325-0113.1	525113		288 25,0 22,0 V L +S +B PD		
1.0	70	11.14	PR: 1LN,1ZC						
1.0 TSI	81	11.14	PR: 1LN,1ZC						
1.2	44	03.09	PR: 1LN,1ZC,1ZD						
1.2	51	03.09	PR: 1LN,1ZC,1ZD						
1.2 TDI	55	10.09	PR: 1LN,1ZC,1ZD						
1.2 TSI	66	05.11	PR: 1LN,1ZC,1ZD						
1.2 TSI	77	06.09	PR: 1LN,1ZC,1ZD						
1.4	63	03.09	PR: 1LN,1ZC,1ZD						
1.4 BiFuel	60	03.10	PR: 1LN,1ZC,1ZD						
1.4 GTI	132	05.10	PR: 1LN,1ZC,1ZD						
1.4 TDI	55	03.14	PR: 1LN,1ZC						
1.4 TDI	66	02.14	PR: 1LN,1ZC						
1.4 TDI	77	05.14	PR: 1LN,1ZC						
1.4 TSI	103	10.12	PR: 1LN,1ZC,1ZD						
1.4 TSI	110	05.14	PR: 1LN,1ZC						
1.6		07.14	PR: 1LN,1ZC						
1.6 BiFuel	60	01.11	PR: 1LN,1ZC,1ZD						
1.6 TDI	55	03.09	PR: 1LN,1ZC,1ZD						
1.6 TDI	66	06.09	PR: 1LN,1ZC,1ZD						
1.6 TDI	77	06.09	PR: 1LN,1ZC,1ZD						
1.8 GTI	141	11.14	PR: 1LN,1ZC						
2.0 R WRC	162	08.13	PR: 1LN,1ZC,1ZD						
	1.2	44	03.09	PR: 1ZP,1ZR	24.0125-0123.1	425123		310 25,0 22,0 V L +B	
	1.2	51	03.09	PR: 1ZP,1ZR	24.0325-0123.1	525123		310 25,0 22,0 V L +B PD	
	1.2 TDI	55	10.09	PR: 1ZP,1ZR					
	1.2 TSI	66	05.11	PR: 1ZP,1ZR					
	1.2 TSI	77	06.09	PR: 1ZP,1ZR					
	1.4	63	03.09	PR: 1ZP,1ZR					
	1.4 BiFuel	60	03.10	PR: 1ZP,1ZR					
	1.4 GTI	132	05.10	PR: 1ZP,1ZR					
	1.4 TSI	103	10.12	PR: 1ZP,1ZR					
	1.6		07.14	PR: 1ZP,1ZR					
1.6 BiFuel	60	01.11	PR: 1ZP,1ZR						



								
VOLKSWAGEN POLO V (09-)								
	1.6 TDI 55 1.6 TDI 66 1.6 TDI 77 1.8 GTI 141 2.0 R WRC 162		03.09 06.09 06.09 11.14 08.13	PR: 1ZP,1ZR PR: 1ZP,1ZR PR: 1ZP,1ZR PR: 1ZP,1ZR PR: 1ZP,1ZR	24.0125-0123.1 425123 24.0325-0123.1 525123			310 25,0 22,0 V L +B 310 25,0 22,0 V L +B PD
	1.0 44 1.0 55 1.0 70 1.0 TSI 81 1.2 44 1.2 51 1.2 TDI 55 1.2 TSI 66 1.2 TSI 77 1.4 63 1.4 BiFuel 60 1.4 GTI 132 1.4 TDI 55 1.4 TDI 66 1.4 TDI 77 1.4 TSI 103 1.4 TSI 110 1.6 1.6 BiFuel 60 1.6 TDI 55 1.6 TDI 66 1.6 TDI 77 1.8 GTI 141 2.0 R WRC 162		01.14 01.14 11.14 11.14 03.09 03.09 10.09 05.11 06.09 03.09 03.10 05.10 03.14 02.14 05.14 10.12 05.14 07.14 01.11 03.09 06.09 06.09 11.14 08.13		24.0711-5273.3 360303 24.0711-5274.3 360304	<input type="checkbox"/> <input type="checkbox"/>		Radsensor Radsensor
	1.0 44 1.0 55 1.0 70 1.0 TSI 81 1.2 44 1.2 51 1.2 TDI 55 1.2 TSI 66 1.2 TSI 77 1.4 63 1.4 BiFuel 60 1.4 GTI 132 1.4 TDI 55 1.4 TDI 66 1.4 TDI 77 1.4 TSI 103 1.4 TSI 110 1.6 1.6 BiFuel 60 1.6 TDI 55 1.6 TDI 66 1.6 TDI 77 1.8 GTI 141 2.0 R WRC 162		01.14 01.14 11.14 11.14 03.09 03.09 10.09 05.11 06.09 03.09 03.10 05.10 03.14 02.14 05.14 10.12 05.14 07.14 01.11 03.09 06.09 06.09 11.14 08.13	PR: 1KK,1KT,2EJ PR: 1KK,1KT,2EJ PR: 1KK,1KT,2EJ PR: 1KK,1KT,2EJ PR: 1KK,1KT,1KV PR: 1KK,1KT,1KV PR: 1KK,1KT,1KV PR: 1KK,1KT,1KV PR: 1KK,1KT,1KV PR: 1KK,1KT,1KV PR: 1KK,1KT,2EJ PR: 1KK,1KT,2EJ PR: 1KK,1KT,1KV PR: 1KK,1KT,2EJ PR: 1KK,1KT,2EJ PR: 1KK,1KT,1KV PR: 1KK,1KT,1KV PR: 1KK,1KT,1KV PR: 1KK,1KT,1KV PR: 1KK,1KT,1KV PR: 1KK,1KT,2EJ PR: 1KK,1KT,2EJ PR: 1KK,1KT,1KV	13.0460-2820.2 602820 13.0470-2820.2 LD2820		20961 17,6 /S LUC 20961 17,6 /S LUC	
	1.0 44 1.0 55 1.0 70 1.0 TSI 81 1.2 44 1.2 51 1.2 TDI 55 1.2 TSI 66 1.2 TSI 77 1.4 63 1.4 BiFuel 60 1.4 GTI 132 1.4 TDI 55 1.4 TDI 66 1.4 TDI 77 1.4 TSI 103 1.4 TSI 110 1.6 1.6 BiFuel 60 1.6 TDI 55 1.6 TDI 66 1.6 TDI 77 1.8 GTI 141 2.0 R WRC 162		01.14 01.14 11.14 11.14 03.09 03.09 10.09 05.11 06.09 03.09 03.10 05.10 03.14 02.14 05.14 10.12 05.14 07.14 01.11 03.09 06.09 06.09 11.14 08.13	PR: 2EJ PR: 2EJ	13.0460-2894.2 602894 13.0470-2894.2 LD2894		20961 17,4 /Zub/S LUC 20961 17,4 /Zub/S LUC	
	1.0 44 1.0 55 1.0 70 1.0 TSI 81 1.2 44 1.2 51 1.2 TDI 55 1.2 TSI 66 1.2 TSI 77 1.4 63		01.14 01.14 11.14 11.14 03.09 03.09 10.09 05.11 06.09 03.09	PR: 1KK,1KT,2EJ PR: 1KK,1KT,2EJ PR: 1KK,1KT,2EJ PR: 1KK,1KT,2EJ PR: 1KK,1KT,1KV,2EJ PR: 1KK,1KT,1KV,2EJ PR: 1KK,1KT,1KV,2EJ PR: 1KK,1KT,1KV,2EJ PR: 1KK,1KT,1KV,2EJ PR: 1KK,1KT,1KV,2EJ PR: 1KK,1KT,1KV,2EJ	24.0109-0123.1 409123 24.0309-0123.1 509123		230 9,0 7,0 +S +B 230 9,0 7,0 +S +B PD	

	 kW							
VOLKSWAGEN POLO V (09-)								
	1.4 BiFuel 60 1.4 GTI 132 1.4 TDI 55 1.4 TDI 66 1.4 TDI 77 1.4 TSI 103 1.4 TSI 110 1.6 1.6 BiFuel 60 1.6 TDI 55 1.6 TDI 66 1.6 TDI 77 1.8 GTI 141 2.0 R WRC 162	03.10 05.10 03.14 02.14 05.14 10.12 05.14 07.14 01.11 03.09 06.09 06.09 11.14 08.13	PR: 1KK,1KT,1KV,2EJ PR: 1KK,1KT,1KV,2EJ PR: 1KK,1KT,2EJ PR: 1KK,1KT,2EJ PR: 1KK,1KT,2EJ PR: 1KK,1KT,1KV,2EJ PR: 1KK,1KT,1KV,2EJ PR: 1KK,1KT,1KV,2EJ PR: 1KK,1KT,1KV,2EJ PR: 1KK,1KT,1KV,2EJ PR: 1KK,1KT,1KV,2EJ PR: 1KK,1KT,1KV,2EJ PR: 1KK,1KT,2EJ	24.0109-0123.1 409123 24.0309-0123.1 509123				230 9,0 7,0 +S +B 230 9,0 7,0 +S +B PD
	1.0 44 1.0 55 1.0 70 1.0 TSI 81 1.2 44 1.2 51 1.2 TDI 55 1.2 TSI 66 1.2 TSI 77 1.4 63 1.4 BiFuel 60 1.4 GTI 132 1.4 TDI 55 1.4 TDI 66 1.4 TDI 77 1.4 TSI 103 1.4 TSI 110 1.6 1.6 BiFuel 60 1.6 TDI 55 1.6 TDI 66 1.6 TDI 77 1.8 GTI 141 2.0 R WRC 162	01.14 01.14 11.14 11.14 03.09 03.09 10.09 05.11 06.09 03.09 03.10 05.10 03.14 02.14 05.14 10.12 05.14 07.14 01.11 03.09 06.09 06.09 11.14 08.13		24.0711-6233.3 360315 24.0711-6234.3 360316				Radsensor Radsensor
	1.2 44 1.2 51 1.2 TDI 55 1.2 TSI 66 1.2 TSI 77 1.4 63 1.4 BiFuel 60 1.4 TSI 103 1.6 BiFuel 60 1.6 TDI 55 1.6 TDI 66 1.6 TDI 77	03.09 03.09 10.09 05.11 06.09 03.09 03.10 10.12 01.11 03.09 06.09 06.09	PR: 1KB,1KM PR: 1KB,1KM PR: 1KB,1KM PR: 1KB,1KM PR: 1KB,1KM PR: 1KB,1KM PR: 1KB,1KM PR: 1KB,1KM PR: 1KB,1KM PR: 1KB,1KM PR: 1KB,1KM PR: 1KB,1KM	03.0137-0268.2 650268 03.0137-9168.2 669168				200 x 40 HEB Bremsbacken-Zubehör VW
	1.0 44 1.0 55 1.0 70 1.0 TSI 81 1.4 TDI 55 1.4 TDI 66 1.4 TDI 77 1.4 TSI 110 1.6	01.14 01.14 11.14 11.14 03.14 02.14 05.14 05.14 07.14	PR: 1KM PR: 1KM PR: 1KM PR: 1KM PR: 1KM PR: 1KM PR: 1KM PR: 1KM	03.0137-0268.2 650268 03.0137-9168.2 669168				200 x 40 HEB Bremsbacken-Zubehör VW
	1.0 44 1.0 55 1.0 70 1.0 TSI 81 1.2 44 1.2 51 1.2 TDI 55 1.2 TSI 66 1.2 TSI 77 1.4 63 1.4 BiFuel 60 1.4 TDI 55 1.4 TDI 66 1.4 TDI 77 1.4 TSI 103 1.4 TSI 110 1.6 1.6 BiFuel 60 1.6 TDI 55 1.6 TDI 66 1.6 TDI 77	01.14 01.14 11.14 11.14 03.09 03.09 10.09 05.11 06.09 03.09 03.10 03.14 02.14 05.14 10.12 05.14 07.14 01.11 03.09 06.09 06.09	PR: 1KM PR: 1KM PR: 1KM PR: 1KM PR: 1KB,1KM PR: 1KB,1KM PR: 1KB,1KM PR: 1KB,1KM PR: 1KB,1KM PR: 1KB,1KM PR: 1KB,1KM PR: 1KM PR: 1KM PR: 1KB,1KM PR: 1KM PR: 1KB,1KM PR: 1KB,1KM PR: 1KB,1KM PR: 1KB,1KM PR: 1KB,1KM	24.0220-0037.1 480161				200/201,5 x 50,5
	1.2 44 1.2 51 1.2 TDI 55 1.2 TSI 66 1.2 TSI 77 1.4 63 1.4 BiFuel 60	03.09 03.09 10.09 05.11 06.09 03.09 03.10	PR: 1KB PR: 1KB PR: 1KB PR: 1KB PR: 1KB PR: 1KB PR: 1KB	03.0520-4817.3 694817				17,46/200x40 TopKit VW



VOLKSWAGEN POLO V (09-)

	1.4 TSI 1.6 1.6 BiFuel 1.6 TDI 1.6 TDI 1.6 TDI	103 60 55 66 77		10.12 07.14 01.11 03.09 06.09 06.09	PR: 1KB PR: 1KB PR: 1KB PR: 1KB PR: 1KB	03.0520-4817.3	694817			17,46/200x40 TopKit	VW
--	---	---------------------------------	--	--	---	----------------	--------	--	--	---------------------	----

VOLKSWAGEN POLO Classic (96-01)

	1.4 1.4 1.6 1.7 SDI 1.9 SDI		6K-V-022628	12.95	- ABS	13.0460-7059.2	607059			20887 17,3 +/Zub	VW
	1.4 1.6 1.7 SDI 1.9 SDI	55	6K-V-022628 6K-V-022628 6K-V-022628 6K-V-022628	12.95 05.96 07.97 12.95	+ ABS	13.0460-7072.2	607072			21866 19,7 +	VW
	1.4 1.6 1.7 SDI 1.9 SDI	55	6K-V-022629 6K-V-022629 6K-V-022629 6K-V-022629	09.01 09.01 09.01 09.01		13.0460-7101.2	607101			21866 15,3 +	VW
	1.6 1.6 1.8 1.9 TDI 1.9 TDI 2.0	55 74 66 81 85		05.96 05.96 03.98 09.96 06.98 03.99	09.01 09.01 09.01 + MEX 09.01 09.01 09.01 + MEX	13.0460-2821.2	602821			21945 16,0 /S	LUC
	1.4 1.4 1.6 1.7 SDI 1.9 SDI		6K-V-022628	12.95	- ABS	24.0110-0151.1 24.0310-0151.1	410151 510151			239 10,0 8,0 +S +B 239 10,0 8,0 +S +B PD	
	1.4 1.6 1.7 SDI 1.9 SDI	55	6K-V-022628 6K-V-022628 6K-V-022628 6K-V-022628	12.95 05.96 07.97 12.95	+ ABS	24.0112-0106.1 24.0312-0106.1	412106 512106			239 12,0 10,0 +S +B 239 12,0 10,0 +S +B PD	
	1.4 1.6 1.7 SDI 1.9 SDI	55	6K-V-022629 6K-V-022629 6K-V-022629 6K-V-022629	09.01 09.01 09.01 09.01		24.0120-0123.1 24.0320-0123.1	420123 520123			239 20,0 18,0 V L +S +B 239 20,0 18,0 V L +S +B PD	
	1.6 1.6 1.8 1.9 TDI 1.9 TDI 2.0	55 74 66 81 85		05.96 05.96 03.98 09.96 06.98 03.99	09.01 09.01 09.01 + MEX 09.01 09.01 09.01 + MEX	24.0120-0128.1 24.0320-0128.1	420128 520128			256 20,0 18,0 V L +S +B 256 20,0 18,0 V L +S +B PD	
	1.4 1.6 1.6 1.7 SDI 1.8 1.9 SDI 1.9 TDI 1.9 TDI 2.0	55 74 66 81 85		12.95 11.95 05.96 11.97 03.98 12.95 01.97 06.98 03.99	09.01 09.01 09.01 09.01 09.01 + MEX 09.01 09.01 09.01 09.01 + MEX	24.0711-1361.3 24.0711-1362.3	360022 360023			Radsensor Radsensor	
	1.9 TDI 1.9 TDI	81 81		06.98 06.98	- ABS + ABS	13.0460-2937.2 13.0460-2984.2 13.0460-0072.2	602937 602984 610072			20961 15,2 /Zub/S 20961 17,2 /Zub/S Belagsatz-Zubehör	LUC LUC LUC
	1.9 TDI	81		10.99	09.01	13.0460-2894.2 13.0470-2894.2 13.0460-2886.2 13.0470-2886.2 13.0460-0072.2	602894 LD2894 602886 LD2886 610072			20961 17,4 /Zub/S 20961 17,4 /Zub/S 20961 16,2 /S 20961 16,2 /S Belagsatz-Zubehör	LUC LUC LUC LUC
	1.9 TDI 1.9 TDI	81 81		06.98 10.99	09.99 09.01	24.0110-0111.1 24.0110-0275.2 24.0109-0124.1	410111 410275 409124		ohne Sensorring ¹⁾ mit Sensorring ²⁾	226 10,0 8,0 +B 226 10,0 8,0 232 9,0 7,0 +B	
	1.4 1.6 1.6 1.7 SDI 1.8 1.9 SDI 1.9 TDI 1.9 TDI 2.0	55 74 66 81 85		12.95 11.95 05.96 11.97 03.98 12.95 01.97 06.98 03.99	09.01 09.01 09.01 09.01 09.01 + MEX 09.01 09.01 09.01 09.01 + MEX	24.0711-6049.3	360126	2		Radsensor	
	1.4 1.6	55		12.95 11.95	- ABS - ABS	03.0137-0126.2 03.0137-9008.2	650126 669008			180 x 31 HEB Bremsbacken-Zubehör	
	1.4 1.4 1.6 1.6 1.6 1.7 SDI 1.8 1.9 SDI 1.9 TDI 2.0	55 55 74		12.95 10.99 11.95 10.99 12.95 07.97 03.98 12.95 09.96 03.99	+ ABS + ABS + ABS 09.01 09.01 + MEX 09.01 09.01 + MEX	03.0137-0268.2 03.0137-9168.2	650268 669168			200 x 40 HEB Bremsbacken-Zubehör	VW VW
	1.4 1.6	55		12.95 11.95	- ABS - ABS	24.0218-0007.1 24.0218-0707.2	480003 480211			180/181 x 38,5 - Lager 180/181 x 38,5 + Lager	

¹⁾ without sensor ring / senza sensori / sans secours ABS / sin anillo sensor ABS
²⁾ with sensor ring / con sensori / avec secours ABS / con anillo sensor ABS






VOLKSWAGEN POLO Classic (96-01)											
	1.4			12.95	09.99	+ ABS	24.0220-0018.1	480019		ohne Sensorring ¹⁾	200/201 x 50,5 - Lager
	1.6			11.95	09.99	+ ABS	24.0220-0718.2	480209		ohne Sensorring ¹⁾	200/201,5 x 50,5 + Lager
	1.6	55		12.95	09.99						
	1.6	74		12.95	09.99						
	1.7 SDI			07.97	09.99						
	1.8			03.98	09.99	+ MEX					
	1.9 SDI			12.95	09.99						
	1.9 TDI	66		09.96	09.99						
	2.0	85		03.99	09.99	+ MEX					
	1.4			10.99	09.01		24.0220-0032.1	480130			200/201,5 x 50,5
1.6	55		10.99	09.01							
1.6	74		10.99	09.01							
1.7 SDI			10.99	09.01							
1.8			10.99	09.01	+ MEX						
1.9 SDI			10.99	09.01							
1.9 TDI	66		10.99	09.01							
2.0	85		10.99	09.01	+ MEX						
	1.4		6K-V-022628	03.97		- ABS	13.0460-7059.2	607059			17,46/180x31 Kit VW
	1.6		6K-V-022628	03.97		+ ABS	13.0460-7072.2	607072			17,46/180x31 TopKit VW
	1.6	55	6K-V-022628	05.97							
	1.7 SDI		6K-V-022628	08.97							
	1.9 SDI		6K-V-022628	03.97							
	1.4		6K-V-022629		09.01		13.0460-7101.2	607101			21866 15,3 + VW
	1.6	55	6K-V-022629		09.01						
	1.7 SDI		6K-V-022629		09.01						
	1.9 SDI		6K-V-022629		09.01						
	1.6	74		05.97	09.01		13.0460-2821.2	602821			21945 16,0 /S LUC
1.8			05.97	09.01							
1.9 TDI	66		01.97	09.01							
1.9 TDI	81		06.98	09.01							
	1.4		6K-V-022628	03.97		- ABS	24.0110-0151.1	410151			239 10,0 8,0 +S +B
	1.6		6K-V-022628	03.97		+ ABS	24.0310-0151.1	510151			239 10,0 8,0 +S +B PD
	1.6	55	6K-V-022628	05.97			24.0112-0106.1	412106			239 12,0 10,0 +S +B
	1.7 SDI		6K-V-022628	08.97			24.0312-0106.1	512106			239 12,0 10,0 +S +B PD
	1.9 SDI		6K-V-022628	03.97							
	1.4		6K-V-022629		09.01		24.0120-0123.1	420123			239 20,0 18,0 V L +S +B
	1.6	55	6K-V-022629		09.01		24.0320-0123.1	520123			239 20,0 18,0 V L +S +B PD
	1.7 SDI		6K-V-022629		09.01						
	1.9 SDI		6K-V-022629		09.01						
	1.6	74		05.97	09.01		24.0120-0128.1	420128			256 20,0 18,0 V L +S +B
1.8			05.97	09.01		24.0320-0128.1	520128			256 20,0 18,0 V L +S +B PD	
1.9 TDI	66		01.97	09.01							
1.9 TDI	81		06.98	09.01							
	1.4			03.97	09.01	+ ABS	24.0711-1361.3	360022			Radsensor
	1.6			05.97	09.01	+ ABS	24.0711-1362.3	360023			Radsensor
	1.7 SDI			08.97	09.01	+ ABS					
	1.8			05.97	09.01	+ ABS					
	1.9 SDI			03.97	09.01	+ ABS					
	1.9 TDI	66		01.97	09.01	+ ABS					
	1.9 TDI	81		06.98	09.01	+ ABS					
	1.9 TDI			06.98	09.01		13.0460-2894.2	602894			20961 17,4 /Zub/S LUC
							13.0470-2894.2	LD2894			20961 17,4 /Zub/S LUC
							13.0460-2886.2	602886			20961 16,2 /S LUC
						13.0470-2886.2	LD2886			20961 16,2 /S LUC	
						13.0460-0072.2	610072			Belagsatz-Zubehör LUC	
1.9 TDI	81		06.98	09.01		24.0109-0124.1	409124			232 9,0 7,0 +B	
	1.4			03.97	09.01		24.0741-1108.3	360093	2		Radsensor L=843
	1.6			05.97	09.01						
	1.7 SDI			08.97	09.01						
	1.8			05.97	09.01						
	1.9 SDI			03.97	09.01						
	1.9 TDI	66		01.97	09.01						
	1.9 TDI	81		06.98	09.01						
	1.4			03.97	09.01		03.0137-0268.2	650268			200 x 40 HEB VW
	1.6			05.97	09.01		03.0137-9168.2	669168			Bremsbacken-Zubehör VW
	1.7 SDI			08.97	09.01						
1.8			05.97	09.01							
1.9 SDI			03.97	09.01							
1.9 TDI	66		01.97	09.01							

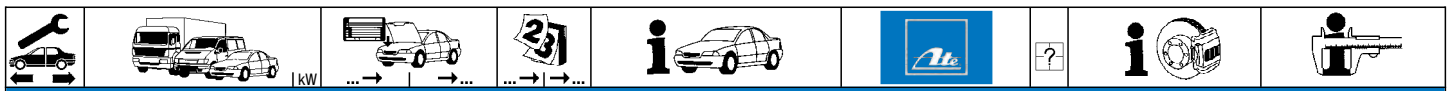
¹⁾ without sensor ring / senza sensori / sans secours ABS / sin anillo sensor ABS

²⁾ + WC cast iron / + CR ghisa / + CR fonte grise / + CR fundición de gris

³⁾ + WC aluminium / + CR aluminio / + CR aluminium / + CR aluminio

VOLKSWAGEN POLO Variant (97-01)																																																																																																																																																																																																																																																																																																																																																																																																																																																																																																																																																																																																																																																																											
	<table border="1"> <tr> <td>1.4</td> <td></td> <td></td> <td>03.97</td> <td>09.99</td> <td>24.0220-0018.1</td> <td>480019</td> <td>ohne Sensorring ¹⁾</td> <td>200/201 x 50,5 - Lager</td> </tr> <tr> <td>1.6</td> <td></td> <td></td> <td>05.97</td> <td>09.99</td> <td>24.0220-0718.2</td> <td>480209</td> <td>ohne Sensorring ¹⁾</td> <td>200/201,5 x 50,5 + Lager</td> </tr> <tr> <td>1.7 SDI</td> <td></td> <td></td> <td>08.97</td> <td>09.99</td> <td></td> <td></td> <td></td> <td></td> </tr> <tr> <td>1.8</td> <td></td> <td></td> <td>05.97</td> <td>09.99</td> <td></td> <td></td> <td></td> <td></td> </tr> <tr> <td>1.9 SDI</td> <td></td> <td></td> <td>03.97</td> <td>09.99</td> <td></td> <td></td> <td></td> <td></td> </tr> <tr> <td>1.9 TDI</td> <td>66</td> <td></td> <td>01.97</td> <td>09.99</td> <td></td> <td></td> <td></td> <td></td> </tr> <tr> <td>1.4</td> <td></td> <td></td> <td>10.99</td> <td>09.01</td> <td>24.0220-0032.1</td> <td>480130</td> <td></td> <td>200/201,5 x 50,5</td> </tr> <tr> <td>1.6</td> <td></td> <td></td> <td>10.99</td> <td>09.01</td> <td></td> <td></td> <td></td> <td></td> </tr> <tr> <td>1.7 SDI</td> <td></td> <td></td> <td>10.99</td> <td>09.01</td> <td></td> <td></td> <td></td> <td></td> </tr> <tr> <td>1.8</td> <td></td> <td></td> <td>10.99</td> <td>09.01</td> <td></td> <td></td> <td></td> <td></td> </tr> <tr> <td>1.9 SDI</td> <td></td> <td></td> <td>10.99</td> <td>09.01</td> <td></td> <td></td> <td></td> <td></td> </tr> <tr> <td>1.9 TDI</td> <td>66</td> <td></td> <td>10.99</td> <td>09.01</td> <td></td> <td></td> <td></td> <td></td> </tr> </table>	1.4			03.97	09.99	24.0220-0018.1	480019	ohne Sensorring ¹⁾	200/201 x 50,5 - Lager	1.6			05.97	09.99	24.0220-0718.2	480209	ohne Sensorring ¹⁾	200/201,5 x 50,5 + Lager	1.7 SDI			08.97	09.99					1.8			05.97	09.99					1.9 SDI			03.97	09.99					1.9 TDI	66		01.97	09.99					1.4			10.99	09.01	24.0220-0032.1	480130		200/201,5 x 50,5	1.6			10.99	09.01					1.7 SDI			10.99	09.01					1.8			10.99	09.01					1.9 SDI			10.99	09.01					1.9 TDI	66		10.99	09.01																																																																																																																																																																																																																																																																																																																																																																																																																																																																																																																																																																		
1.4			03.97	09.99	24.0220-0018.1	480019	ohne Sensorring ¹⁾	200/201 x 50,5 - Lager																																																																																																																																																																																																																																																																																																																																																																																																																																																																																																																																																																																																																																																																			
1.6			05.97	09.99	24.0220-0718.2	480209	ohne Sensorring ¹⁾	200/201,5 x 50,5 + Lager																																																																																																																																																																																																																																																																																																																																																																																																																																																																																																																																																																																																																																																																			
1.7 SDI			08.97	09.99																																																																																																																																																																																																																																																																																																																																																																																																																																																																																																																																																																																																																																																																							
1.8			05.97	09.99																																																																																																																																																																																																																																																																																																																																																																																																																																																																																																																																																																																																																																																																							
1.9 SDI			03.97	09.99																																																																																																																																																																																																																																																																																																																																																																																																																																																																																																																																																																																																																																																																							
1.9 TDI	66		01.97	09.99																																																																																																																																																																																																																																																																																																																																																																																																																																																																																																																																																																																																																																																																							
1.4			10.99	09.01	24.0220-0032.1	480130		200/201,5 x 50,5																																																																																																																																																																																																																																																																																																																																																																																																																																																																																																																																																																																																																																																																			
1.6			10.99	09.01																																																																																																																																																																																																																																																																																																																																																																																																																																																																																																																																																																																																																																																																							
1.7 SDI			10.99	09.01																																																																																																																																																																																																																																																																																																																																																																																																																																																																																																																																																																																																																																																																							
1.8			10.99	09.01																																																																																																																																																																																																																																																																																																																																																																																																																																																																																																																																																																																																																																																																							
1.9 SDI			10.99	09.01																																																																																																																																																																																																																																																																																																																																																																																																																																																																																																																																																																																																																																																																							
1.9 TDI	66		10.99	09.01																																																																																																																																																																																																																																																																																																																																																																																																																																																																																																																																																																																																																																																																							
	<table border="1"> <tr> <td>1.4</td> <td></td> <td></td> <td>03.97</td> <td>09.01</td> <td>03.0420-4219.3</td> <td>684219</td> <td></td> <td>19,05/200x40 Kit</td> <td>VW</td> </tr> <tr> <td>1.6</td> <td></td> <td></td> <td>05.97</td> <td>09.01</td> <td>03.0520-4219.3</td> <td>694219</td> <td></td> <td>19,05/200x40 TopKit</td> <td>VW</td> </tr> <tr> <td>1.7 SDI</td> <td></td> <td></td> <td>08.97</td> <td>09.01</td> <td></td> <td></td> <td></td> <td></td> <td></td> </tr> <tr> <td>1.8</td> <td></td> <td></td> <td>05.97</td> <td>09.01</td> <td></td> <td></td> <td></td> <td></td> <td></td> </tr> <tr> <td>1.9 SDI</td> <td></td> <td></td> <td>03.97</td> <td>09.01</td> <td></td> <td></td> <td></td> <td></td> <td></td> </tr> <tr> <td>1.9 TDI</td> <td>66</td> <td></td> <td>01.97</td> <td>09.01</td> <td></td> <td></td> <td></td> <td></td> <td></td> </tr> </table>	1.4			03.97	09.01	03.0420-4219.3	684219		19,05/200x40 Kit	VW	1.6			05.97	09.01	03.0520-4219.3	694219		19,05/200x40 TopKit	VW	1.7 SDI			08.97	09.01						1.8			05.97	09.01						1.9 SDI			03.97	09.01						1.9 TDI	66		01.97	09.01																																																																																																																																																																																																																																																																																																																																																																																																																																																																																																																																																																																																																			
1.4			03.97	09.01	03.0420-4219.3	684219		19,05/200x40 Kit	VW																																																																																																																																																																																																																																																																																																																																																																																																																																																																																																																																																																																																																																																																		
1.6			05.97	09.01	03.0520-4219.3	694219		19,05/200x40 TopKit	VW																																																																																																																																																																																																																																																																																																																																																																																																																																																																																																																																																																																																																																																																		
1.7 SDI			08.97	09.01																																																																																																																																																																																																																																																																																																																																																																																																																																																																																																																																																																																																																																																																							
1.8			05.97	09.01																																																																																																																																																																																																																																																																																																																																																																																																																																																																																																																																																																																																																																																																							
1.9 SDI			03.97	09.01																																																																																																																																																																																																																																																																																																																																																																																																																																																																																																																																																																																																																																																																							
1.9 TDI	66		01.97	09.01																																																																																																																																																																																																																																																																																																																																																																																																																																																																																																																																																																																																																																																																							
VOLKSWAGEN SCIROCCO (08-)																																																																																																																																																																																																																																																																																																																																																																																																																																																																																																																																																																																																																																																																											
	<table border="1"> <tr> <td>1.4 TSI</td> <td>90</td> <td></td> <td>09.08</td> <td>PR: 1LJ,1ZA,1ZB,1ZD,1ZE,1ZP</td> <td>13.0460-7184.2</td> <td>607184</td> <td></td> <td>23587 20,6 +/WK</td> <td>ATE</td> </tr> <tr> <td>1.4 TSI</td> <td>92</td> <td></td> <td>11.13</td> <td>PR: 1LJ,1ZA,1ZB,1ZD,1ZE,1ZP</td> <td>13.0470-7184.2</td> <td>LD7184</td> <td></td> <td>23587 20,6 +/WK</td> <td>ATE</td> </tr> <tr> <td>1.4 TSI</td> <td>118</td> <td></td> <td>08.08</td> <td>PR: 1LJ,1ZA,1ZB,1ZD,1ZE,1ZP</td> <td></td> <td></td> <td></td> <td></td> <td></td> </tr> <tr> <td>2.0 R</td> <td>195</td> <td></td> <td>11.09</td> <td>PR: 1LJ,1ZA,1ZB,1ZD,1ZE,1ZP</td> <td></td> <td></td> <td></td> <td></td> <td></td> </tr> <tr> <td>2.0 R</td> <td>206</td> <td></td> <td>08.14</td> <td>PR: 1LJ,1ZA,1ZB,1ZD,1ZE,1ZP</td> <td></td> <td></td> <td></td> <td></td> <td></td> </tr> <tr> <td>2.0 TDI</td> <td>103</td> <td></td> <td>10.08</td> <td>PR: 1LJ,1ZA,1ZB,1ZD,1ZE,1ZP</td> <td></td> <td></td> <td></td> <td></td> <td></td> </tr> <tr> <td>2.0 TDI</td> <td>110</td> <td></td> <td>11.13</td> <td>PR: 1LJ,1ZA,1ZB,1ZD,1ZE,1ZP</td> <td></td> <td></td> <td></td> <td></td> <td></td> </tr> <tr> <td>2.0 TDI</td> <td>125</td> <td></td> <td>05.09</td> <td>PR: 1LJ,1ZA,1ZB,1ZD,1ZE,1ZP</td> <td></td> <td></td> <td></td> <td></td> <td></td> </tr> <tr> <td>2.0 TDI</td> <td>130</td> <td></td> <td>01.13</td> <td>PR: 1LJ,1ZA,1ZB,1ZD,1ZE,1ZP</td> <td></td> <td></td> <td></td> <td></td> <td></td> </tr> <tr> <td>2.0 TSI</td> <td>132</td> <td></td> <td>11.13</td> <td>PR: 1LJ,1ZA,1ZB,1ZD,1ZE,1ZP</td> <td></td> <td></td> <td></td> <td></td> <td></td> </tr> <tr> <td>2.0 TSI</td> <td>147</td> <td></td> <td>08.08</td> <td>PR: 1LJ,1ZA,1ZB,1ZD,1ZE,1ZP</td> <td></td> <td></td> <td></td> <td></td> <td></td> </tr> <tr> <td>2.0 TSI</td> <td>155</td> <td></td> <td>11.09</td> <td>PR: 1LJ,1ZA,1ZB,1ZD,1ZE,1ZP</td> <td></td> <td></td> <td></td> <td></td> <td></td> </tr> <tr> <td>2.0 TSI</td> <td>162</td> <td></td> <td>11.13</td> <td>PR: 1LJ,1ZA,1ZB,1ZD,1ZE,1ZP</td> <td></td> <td></td> <td></td> <td></td> <td></td> </tr> <tr> <td>1.4 TSI</td> <td>90</td> <td></td> <td>09.08</td> <td>PR: 1ZK</td> <td>13.0460-7227.2</td> <td>607227</td> <td></td> <td>23801 20,3 +/WK</td> <td>ATE</td> </tr> <tr> <td>1.4 TSI</td> <td>92</td> <td></td> <td>11.13</td> <td>PR: 1ZK</td> <td>13.0470-7227.2</td> <td>LD7227</td> <td></td> <td>23801 20,4 +/WK</td> <td>ATE</td> </tr> <tr> <td>1.4 TSI</td> <td>118</td> <td></td> <td>08.08</td> <td>PR: 1ZK</td> <td></td> <td></td> <td></td> <td></td> <td></td> </tr> <tr> <td>2.0 R</td> <td>195</td> <td></td> <td>11.09</td> <td>PR: 1ZK</td> <td></td> <td></td> <td></td> <td></td> <td></td> </tr> <tr> <td>2.0 R</td> <td>206</td> <td></td> <td>08.14</td> <td>PR: 1ZK</td> <td></td> <td></td> <td></td> <td></td> <td></td> </tr> <tr> <td>2.0 TDI</td> <td>103</td> <td></td> <td>10.08</td> <td>PR: 1ZK</td> <td></td> <td></td> <td></td> <td></td> <td></td> </tr> <tr> <td>2.0 TDI</td> <td>110</td> <td></td> <td>11.13</td> <td>PR: 1ZK</td> <td></td> <td></td> <td></td> <td></td> <td></td> </tr> <tr> <td>2.0 TDI</td> <td>125</td> <td></td> <td>05.09</td> <td>PR: 1ZK</td> <td></td> <td></td> <td></td> <td></td> <td></td> </tr> <tr> <td>2.0 TDI</td> <td>130</td> <td></td> <td>01.13</td> <td>PR: 1ZK</td> <td></td> <td></td> <td></td> <td></td> <td></td> </tr> <tr> <td>2.0 TSI</td> <td>132</td> <td></td> <td>11.13</td> <td>PR: 1ZK</td> <td></td> <td></td> <td></td> <td></td> <td></td> </tr> <tr> <td>2.0 TSI</td> <td>147</td> <td></td> <td>08.08</td> <td>PR: 1ZK</td> <td></td> <td></td> <td></td> <td></td> <td></td> </tr> <tr> <td>2.0 TSI</td> <td>155</td> <td></td> <td>11.09</td> <td>PR: 1ZK</td> <td></td> <td></td> <td></td> <td></td> <td></td> </tr> <tr> <td>2.0 TSI</td> <td>162</td> <td></td> <td>11.13</td> <td>PR: 1ZK</td> <td></td> <td></td> <td></td> <td></td> <td></td> </tr> <tr> <td>1.4 TSI</td> <td>90</td> <td></td> <td>09.08</td> <td>PR: 1ZE,1ZP</td> <td>24.0125-0145.1</td> <td>425145</td> <td></td> <td>288 25,0 22,0 V L +S +B</td> <td></td> </tr> <tr> <td>1.4 TSI</td> <td>92</td> <td></td> <td>11.13</td> <td>PR: 1ZE,1ZP</td> <td>24.0325-0145.1</td> <td>525145</td> <td></td> <td>288 25,0 22,0 V L +S +B PD</td> <td></td> </tr> <tr> <td>1.4 TSI</td> <td>118</td> <td></td> <td>08.08</td> <td>PR: 1ZE,1ZP</td> <td></td> <td></td> <td></td> <td></td> <td></td> </tr> <tr> <td>2.0 R</td> <td>195</td> <td></td> <td>11.09</td> <td>PR: 1ZE,1ZP</td> <td></td> <td></td> <td></td> <td></td> <td></td> </tr> <tr> <td>2.0 R</td> <td>206</td> <td></td> <td>08.14</td> <td>PR: 1ZE,1ZP</td> <td></td> <td></td> <td></td> <td></td> <td></td> </tr> <tr> <td>2.0 TDI</td> <td>103</td> <td></td> <td>10.08</td> <td>PR: 1ZE,1ZP</td> <td></td> <td></td> <td></td> <td></td> <td></td> </tr> <tr> <td>2.0 TDI</td> <td>110</td> <td></td> <td>11.13</td> <td>PR: 1ZE,1ZP</td> <td></td> <td></td> <td></td> <td></td> <td></td> </tr> <tr> <td>2.0 TDI</td> <td>125</td> <td></td> <td>05.09</td> <td>PR: 1ZE,1ZP</td> <td></td> <td></td> <td></td> <td></td> <td></td> </tr> <tr> <td>2.0 TDI</td> <td>130</td> <td></td> <td>01.13</td> <td>PR: 1ZE,1ZP</td> <td></td> <td></td> <td></td> <td></td> <td></td> </tr> <tr> <td>2.0 TSI</td> <td>132</td> <td></td> <td>11.13</td> <td>PR: 1ZE,1ZP</td> <td></td> <td></td> <td></td> <td></td> <td></td> </tr> <tr> <td>2.0 TSI</td> <td>147</td> <td></td> <td>08.08</td> <td>PR: 1ZE,1ZP</td> <td></td> <td></td> <td></td> <td></td> <td></td> </tr> <tr> <td>2.0 TSI</td> <td>155</td> <td></td> <td>11.09</td> <td>PR: 1ZE,1ZP</td> <td></td> <td></td> <td></td> <td></td> <td></td> </tr> <tr> <td>2.0 TSI</td> <td>162</td> <td></td> <td>11.13</td> <td>PR: 1ZE,1ZP</td> <td></td> <td></td> <td></td> <td></td> <td></td> </tr> <tr> <td>1.4 TSI</td> <td>90</td> <td></td> <td>09.08</td> <td>PR: 1LJ,1ZA,1ZB,1ZD</td> <td>24.0125-0158.1</td> <td>425158</td> <td></td> <td>312 25,0 22,0 V L +S +B</td> <td></td> </tr> <tr> <td>1.4 TSI</td> <td>92</td> <td></td> <td>11.13</td> <td>PR: 1LJ,1ZA,1ZB,1ZD</td> <td>24.0325-0158.1</td> <td>525158</td> <td></td> <td>312 25,0 22,0 V L +S +B PD</td> <td></td> </tr> <tr> <td>1.4 TSI</td> <td>118</td> <td></td> <td>08.08</td> <td>PR: 1LJ,1ZA,1ZB,1ZD</td> <td></td> <td></td> <td></td> <td></td> <td></td> </tr> <tr> <td>2.0 R</td> <td>195</td> <td></td> <td>11.09</td> <td>PR: 1LJ,1ZA,1ZB,1ZD</td> <td></td> <td></td> <td></td> <td></td> <td></td> </tr> <tr> <td>2.0 R</td> <td>206</td> <td></td> <td>08.14</td> <td>PR: 1LJ,1ZA,1ZB,1ZD</td> <td></td> <td></td> <td></td> <td></td> <td></td> </tr> <tr> <td>2.0 TDI</td> <td>103</td> <td></td> <td>10.08</td> <td>PR: 1LJ,1ZA,1ZB,1ZD</td> <td></td> <td></td> <td></td> <td></td> <td></td> </tr> <tr> <td>2.0 TDI</td> <td>110</td> <td></td> <td>11.13</td> <td>PR: 1LJ,1ZA,1ZB,1ZD</td> <td></td> <td></td> <td></td> <td></td> <td></td> </tr> <tr> <td>2.0 TDI</td> <td>125</td> <td></td> <td>05.09</td> <td>PR: 1LJ,1ZA,1ZB,1ZD</td> <td></td> <td></td> <td></td> <td></td> <td></td> </tr> <tr> <td>2.0 TDI</td> <td>130</td> <td></td> <td>01.13</td> <td>PR: 1LJ,1ZA,1ZB,1ZD</td> <td></td> <td></td> <td></td> <td></td> <td></td> </tr> <tr> <td>2.0 TSI</td> <td>132</td> <td></td> <td>11.13</td> <td>PR: 1LJ,1ZA,1ZB,1ZD</td> <td></td> <td></td> <td></td> <td></td> <td></td> </tr> <tr> <td>2.0 TSI</td> <td>147</td> <td></td> <td>08.08</td> <td>PR: 1LJ,1ZA,1ZB,1ZD</td> <td></td> <td></td> <td></td> <td></td> <td></td> </tr> <tr> <td>2.0 TSI</td> <td>155</td> <td></td> <td>11.09</td> <td>PR: 1LJ,1ZA,1ZB,1ZD</td> <td></td> <td></td> <td></td> <td></td> <td></td> </tr> <tr> <td>2.0 TSI</td> <td>162</td> <td></td> <td>11.13</td> <td>PR: 1LJ,1ZA,1ZB,1ZD</td> <td></td> <td></td> <td></td> <td></td> <td></td> </tr> <tr> <td>1.4 TSI</td> <td>90</td> <td></td> <td>09.08</td> <td>PR: 1ZK</td> <td>24.0130-0115.1</td> <td>430115</td> <td></td> <td>345 30,0 27,0 V L +B</td> <td></td> </tr> <tr> <td>1.4 TSI</td> <td>92</td> <td></td> <td>11.13</td> <td>PR: 1ZK</td> <td>24.0330-0115.1</td> <td>530115</td> <td></td> <td>345 30,0 27,0 V L +B PD</td> <td></td> </tr> <tr> <td>1.4 TSI</td> <td>118</td> <td></td> <td>08.08</td> <td>PR: 1ZK</td> <td></td> <td></td> <td></td> <td></td> <td></td> </tr> <tr> <td>2.0 R</td> <td>195</td> <td></td> <td>11.09</td> <td>PR: 1ZK</td> <td></td> <td></td> <td></td> <td></td> <td></td> </tr> <tr> <td>2.0 R</td> <td>206</td> <td></td> <td>08.14</td> <td>PR: 1ZK</td> <td></td> <td></td> <td></td> <td></td> <td></td> </tr> <tr> <td>2.0 TDI</td> <td>103</td> <td></td> <td>10.08</td> <td>PR: 1ZK</td> <td></td> <td></td> <td></td> <td></td> <td></td> </tr> <tr> <td>2.0 TDI</td> <td>110</td> <td></td> <td>11.13</td> <td>PR: 1ZK</td> <td></td> <td></td> <td></td> <td></td> <td></td> </tr> <tr> <td>2.0 TDI</td> <td>125</td> <td></td> <td>05.09</td> <td>PR: 1ZK</td> <td></td> <td></td> <td></td> <td></td> <td></td> </tr> <tr> <td>2.0 TDI</td> <td>130</td> <td></td> <td>01.13</td> <td>PR: 1ZK</td> <td></td> <td></td> <td></td> <td></td> <td></td> </tr> <tr> <td>2.0 TSI</td> <td>132</td> <td></td> <td>11.13</td> <td>PR: 1ZK</td> <td></td> <td></td> <td></td> <td></td> <td></td> </tr> <tr> <td>2.0 TSI</td> <td>147</td> <td></td> <td>08.08</td> <td>PR: 1ZK</td> <td></td> <td></td> <td></td> <td></td> <td></td> </tr> <tr> <td>2.0 TSI</td> <td>155</td> <td></td> <td>11.09</td> <td>PR: 1ZK</td> <td></td> <td></td> <td></td> <td></td> <td></td> </tr> <tr> <td>2.0 TSI</td> <td>162</td> <td></td> <td>11.13</td> <td>PR: 1ZK</td> <td></td> <td></td> <td></td> <td></td> <td></td> </tr> </table>	1.4 TSI	90		09.08	PR: 1LJ,1ZA,1ZB,1ZD,1ZE,1ZP	13.0460-7184.2	607184		23587 20,6 +/WK	ATE	1.4 TSI	92		11.13	PR: 1LJ,1ZA,1ZB,1ZD,1ZE,1ZP	13.0470-7184.2	LD7184		23587 20,6 +/WK	ATE	1.4 TSI	118		08.08	PR: 1LJ,1ZA,1ZB,1ZD,1ZE,1ZP						2.0 R	195		11.09	PR: 1LJ,1ZA,1ZB,1ZD,1ZE,1ZP						2.0 R	206		08.14	PR: 1LJ,1ZA,1ZB,1ZD,1ZE,1ZP						2.0 TDI	103		10.08	PR: 1LJ,1ZA,1ZB,1ZD,1ZE,1ZP						2.0 TDI	110		11.13	PR: 1LJ,1ZA,1ZB,1ZD,1ZE,1ZP						2.0 TDI	125		05.09	PR: 1LJ,1ZA,1ZB,1ZD,1ZE,1ZP						2.0 TDI	130		01.13	PR: 1LJ,1ZA,1ZB,1ZD,1ZE,1ZP						2.0 TSI	132		11.13	PR: 1LJ,1ZA,1ZB,1ZD,1ZE,1ZP						2.0 TSI	147		08.08	PR: 1LJ,1ZA,1ZB,1ZD,1ZE,1ZP						2.0 TSI	155		11.09	PR: 1LJ,1ZA,1ZB,1ZD,1ZE,1ZP						2.0 TSI	162		11.13	PR: 1LJ,1ZA,1ZB,1ZD,1ZE,1ZP						1.4 TSI	90		09.08	PR: 1ZK	13.0460-7227.2	607227		23801 20,3 +/WK	ATE	1.4 TSI	92		11.13	PR: 1ZK	13.0470-7227.2	LD7227		23801 20,4 +/WK	ATE	1.4 TSI	118		08.08	PR: 1ZK						2.0 R	195		11.09	PR: 1ZK						2.0 R	206		08.14	PR: 1ZK						2.0 TDI	103		10.08	PR: 1ZK						2.0 TDI	110		11.13	PR: 1ZK						2.0 TDI	125		05.09	PR: 1ZK						2.0 TDI	130		01.13	PR: 1ZK						2.0 TSI	132		11.13	PR: 1ZK						2.0 TSI	147		08.08	PR: 1ZK						2.0 TSI	155		11.09	PR: 1ZK						2.0 TSI	162		11.13	PR: 1ZK						1.4 TSI	90		09.08	PR: 1ZE,1ZP	24.0125-0145.1	425145		288 25,0 22,0 V L +S +B		1.4 TSI	92		11.13	PR: 1ZE,1ZP	24.0325-0145.1	525145		288 25,0 22,0 V L +S +B PD		1.4 TSI	118		08.08	PR: 1ZE,1ZP						2.0 R	195		11.09	PR: 1ZE,1ZP						2.0 R	206		08.14	PR: 1ZE,1ZP						2.0 TDI	103		10.08	PR: 1ZE,1ZP						2.0 TDI	110		11.13	PR: 1ZE,1ZP						2.0 TDI	125		05.09	PR: 1ZE,1ZP						2.0 TDI	130		01.13	PR: 1ZE,1ZP						2.0 TSI	132		11.13	PR: 1ZE,1ZP						2.0 TSI	147		08.08	PR: 1ZE,1ZP						2.0 TSI	155		11.09	PR: 1ZE,1ZP						2.0 TSI	162		11.13	PR: 1ZE,1ZP						1.4 TSI	90		09.08	PR: 1LJ,1ZA,1ZB,1ZD	24.0125-0158.1	425158		312 25,0 22,0 V L +S +B		1.4 TSI	92		11.13	PR: 1LJ,1ZA,1ZB,1ZD	24.0325-0158.1	525158		312 25,0 22,0 V L +S +B PD		1.4 TSI	118		08.08	PR: 1LJ,1ZA,1ZB,1ZD						2.0 R	195		11.09	PR: 1LJ,1ZA,1ZB,1ZD						2.0 R	206		08.14	PR: 1LJ,1ZA,1ZB,1ZD						2.0 TDI	103		10.08	PR: 1LJ,1ZA,1ZB,1ZD						2.0 TDI	110		11.13	PR: 1LJ,1ZA,1ZB,1ZD						2.0 TDI	125		05.09	PR: 1LJ,1ZA,1ZB,1ZD						2.0 TDI	130		01.13	PR: 1LJ,1ZA,1ZB,1ZD						2.0 TSI	132		11.13	PR: 1LJ,1ZA,1ZB,1ZD						2.0 TSI	147		08.08	PR: 1LJ,1ZA,1ZB,1ZD						2.0 TSI	155		11.09	PR: 1LJ,1ZA,1ZB,1ZD						2.0 TSI	162		11.13	PR: 1LJ,1ZA,1ZB,1ZD						1.4 TSI	90		09.08	PR: 1ZK	24.0130-0115.1	430115		345 30,0 27,0 V L +B		1.4 TSI	92		11.13	PR: 1ZK	24.0330-0115.1	530115		345 30,0 27,0 V L +B PD		1.4 TSI	118		08.08	PR: 1ZK						2.0 R	195		11.09	PR: 1ZK						2.0 R	206		08.14	PR: 1ZK						2.0 TDI	103		10.08	PR: 1ZK						2.0 TDI	110		11.13	PR: 1ZK						2.0 TDI	125		05.09	PR: 1ZK						2.0 TDI	130		01.13	PR: 1ZK						2.0 TSI	132		11.13	PR: 1ZK						2.0 TSI	147		08.08	PR: 1ZK						2.0 TSI	155		11.09	PR: 1ZK						2.0 TSI	162		11.13	PR: 1ZK					
1.4 TSI	90		09.08	PR: 1LJ,1ZA,1ZB,1ZD,1ZE,1ZP	13.0460-7184.2	607184		23587 20,6 +/WK	ATE																																																																																																																																																																																																																																																																																																																																																																																																																																																																																																																																																																																																																																																																		
1.4 TSI	92		11.13	PR: 1LJ,1ZA,1ZB,1ZD,1ZE,1ZP	13.0470-7184.2	LD7184		23587 20,6 +/WK	ATE																																																																																																																																																																																																																																																																																																																																																																																																																																																																																																																																																																																																																																																																		
1.4 TSI	118		08.08	PR: 1LJ,1ZA,1ZB,1ZD,1ZE,1ZP																																																																																																																																																																																																																																																																																																																																																																																																																																																																																																																																																																																																																																																																							
2.0 R	195		11.09	PR: 1LJ,1ZA,1ZB,1ZD,1ZE,1ZP																																																																																																																																																																																																																																																																																																																																																																																																																																																																																																																																																																																																																																																																							
2.0 R	206		08.14	PR: 1LJ,1ZA,1ZB,1ZD,1ZE,1ZP																																																																																																																																																																																																																																																																																																																																																																																																																																																																																																																																																																																																																																																																							
2.0 TDI	103		10.08	PR: 1LJ,1ZA,1ZB,1ZD,1ZE,1ZP																																																																																																																																																																																																																																																																																																																																																																																																																																																																																																																																																																																																																																																																							
2.0 TDI	110		11.13	PR: 1LJ,1ZA,1ZB,1ZD,1ZE,1ZP																																																																																																																																																																																																																																																																																																																																																																																																																																																																																																																																																																																																																																																																							
2.0 TDI	125		05.09	PR: 1LJ,1ZA,1ZB,1ZD,1ZE,1ZP																																																																																																																																																																																																																																																																																																																																																																																																																																																																																																																																																																																																																																																																							
2.0 TDI	130		01.13	PR: 1LJ,1ZA,1ZB,1ZD,1ZE,1ZP																																																																																																																																																																																																																																																																																																																																																																																																																																																																																																																																																																																																																																																																							
2.0 TSI	132		11.13	PR: 1LJ,1ZA,1ZB,1ZD,1ZE,1ZP																																																																																																																																																																																																																																																																																																																																																																																																																																																																																																																																																																																																																																																																							
2.0 TSI	147		08.08	PR: 1LJ,1ZA,1ZB,1ZD,1ZE,1ZP																																																																																																																																																																																																																																																																																																																																																																																																																																																																																																																																																																																																																																																																							
2.0 TSI	155		11.09	PR: 1LJ,1ZA,1ZB,1ZD,1ZE,1ZP																																																																																																																																																																																																																																																																																																																																																																																																																																																																																																																																																																																																																																																																							
2.0 TSI	162		11.13	PR: 1LJ,1ZA,1ZB,1ZD,1ZE,1ZP																																																																																																																																																																																																																																																																																																																																																																																																																																																																																																																																																																																																																																																																							
1.4 TSI	90		09.08	PR: 1ZK	13.0460-7227.2	607227		23801 20,3 +/WK	ATE																																																																																																																																																																																																																																																																																																																																																																																																																																																																																																																																																																																																																																																																		
1.4 TSI	92		11.13	PR: 1ZK	13.0470-7227.2	LD7227		23801 20,4 +/WK	ATE																																																																																																																																																																																																																																																																																																																																																																																																																																																																																																																																																																																																																																																																		
1.4 TSI	118		08.08	PR: 1ZK																																																																																																																																																																																																																																																																																																																																																																																																																																																																																																																																																																																																																																																																							
2.0 R	195		11.09	PR: 1ZK																																																																																																																																																																																																																																																																																																																																																																																																																																																																																																																																																																																																																																																																							
2.0 R	206		08.14	PR: 1ZK																																																																																																																																																																																																																																																																																																																																																																																																																																																																																																																																																																																																																																																																							
2.0 TDI	103		10.08	PR: 1ZK																																																																																																																																																																																																																																																																																																																																																																																																																																																																																																																																																																																																																																																																							
2.0 TDI	110		11.13	PR: 1ZK																																																																																																																																																																																																																																																																																																																																																																																																																																																																																																																																																																																																																																																																							
2.0 TDI	125		05.09	PR: 1ZK																																																																																																																																																																																																																																																																																																																																																																																																																																																																																																																																																																																																																																																																							
2.0 TDI	130		01.13	PR: 1ZK																																																																																																																																																																																																																																																																																																																																																																																																																																																																																																																																																																																																																																																																							
2.0 TSI	132		11.13	PR: 1ZK																																																																																																																																																																																																																																																																																																																																																																																																																																																																																																																																																																																																																																																																							
2.0 TSI	147		08.08	PR: 1ZK																																																																																																																																																																																																																																																																																																																																																																																																																																																																																																																																																																																																																																																																							
2.0 TSI	155		11.09	PR: 1ZK																																																																																																																																																																																																																																																																																																																																																																																																																																																																																																																																																																																																																																																																							
2.0 TSI	162		11.13	PR: 1ZK																																																																																																																																																																																																																																																																																																																																																																																																																																																																																																																																																																																																																																																																							
1.4 TSI	90		09.08	PR: 1ZE,1ZP	24.0125-0145.1	425145		288 25,0 22,0 V L +S +B																																																																																																																																																																																																																																																																																																																																																																																																																																																																																																																																																																																																																																																																			
1.4 TSI	92		11.13	PR: 1ZE,1ZP	24.0325-0145.1	525145		288 25,0 22,0 V L +S +B PD																																																																																																																																																																																																																																																																																																																																																																																																																																																																																																																																																																																																																																																																			
1.4 TSI	118		08.08	PR: 1ZE,1ZP																																																																																																																																																																																																																																																																																																																																																																																																																																																																																																																																																																																																																																																																							
2.0 R	195		11.09	PR: 1ZE,1ZP																																																																																																																																																																																																																																																																																																																																																																																																																																																																																																																																																																																																																																																																							
2.0 R	206		08.14	PR: 1ZE,1ZP																																																																																																																																																																																																																																																																																																																																																																																																																																																																																																																																																																																																																																																																							
2.0 TDI	103		10.08	PR: 1ZE,1ZP																																																																																																																																																																																																																																																																																																																																																																																																																																																																																																																																																																																																																																																																							
2.0 TDI	110		11.13	PR: 1ZE,1ZP																																																																																																																																																																																																																																																																																																																																																																																																																																																																																																																																																																																																																																																																							
2.0 TDI	125		05.09	PR: 1ZE,1ZP																																																																																																																																																																																																																																																																																																																																																																																																																																																																																																																																																																																																																																																																							
2.0 TDI	130		01.13	PR: 1ZE,1ZP																																																																																																																																																																																																																																																																																																																																																																																																																																																																																																																																																																																																																																																																							
2.0 TSI	132		11.13	PR: 1ZE,1ZP																																																																																																																																																																																																																																																																																																																																																																																																																																																																																																																																																																																																																																																																							
2.0 TSI	147		08.08	PR: 1ZE,1ZP																																																																																																																																																																																																																																																																																																																																																																																																																																																																																																																																																																																																																																																																							
2.0 TSI	155		11.09	PR: 1ZE,1ZP																																																																																																																																																																																																																																																																																																																																																																																																																																																																																																																																																																																																																																																																							
2.0 TSI	162		11.13	PR: 1ZE,1ZP																																																																																																																																																																																																																																																																																																																																																																																																																																																																																																																																																																																																																																																																							
1.4 TSI	90		09.08	PR: 1LJ,1ZA,1ZB,1ZD	24.0125-0158.1	425158		312 25,0 22,0 V L +S +B																																																																																																																																																																																																																																																																																																																																																																																																																																																																																																																																																																																																																																																																			
1.4 TSI	92		11.13	PR: 1LJ,1ZA,1ZB,1ZD	24.0325-0158.1	525158		312 25,0 22,0 V L +S +B PD																																																																																																																																																																																																																																																																																																																																																																																																																																																																																																																																																																																																																																																																			
1.4 TSI	118		08.08	PR: 1LJ,1ZA,1ZB,1ZD																																																																																																																																																																																																																																																																																																																																																																																																																																																																																																																																																																																																																																																																							
2.0 R	195		11.09	PR: 1LJ,1ZA,1ZB,1ZD																																																																																																																																																																																																																																																																																																																																																																																																																																																																																																																																																																																																																																																																							
2.0 R	206		08.14	PR: 1LJ,1ZA,1ZB,1ZD																																																																																																																																																																																																																																																																																																																																																																																																																																																																																																																																																																																																																																																																							
2.0 TDI	103		10.08	PR: 1LJ,1ZA,1ZB,1ZD																																																																																																																																																																																																																																																																																																																																																																																																																																																																																																																																																																																																																																																																							
2.0 TDI	110		11.13	PR: 1LJ,1ZA,1ZB,1ZD																																																																																																																																																																																																																																																																																																																																																																																																																																																																																																																																																																																																																																																																							
2.0 TDI	125		05.09	PR: 1LJ,1ZA,1ZB,1ZD																																																																																																																																																																																																																																																																																																																																																																																																																																																																																																																																																																																																																																																																							
2.0 TDI	130		01.13	PR: 1LJ,1ZA,1ZB,1ZD																																																																																																																																																																																																																																																																																																																																																																																																																																																																																																																																																																																																																																																																							
2.0 TSI	132		11.13	PR: 1LJ,1ZA,1ZB,1ZD																																																																																																																																																																																																																																																																																																																																																																																																																																																																																																																																																																																																																																																																							
2.0 TSI	147		08.08	PR: 1LJ,1ZA,1ZB,1ZD																																																																																																																																																																																																																																																																																																																																																																																																																																																																																																																																																																																																																																																																							
2.0 TSI	155		11.09	PR: 1LJ,1ZA,1ZB,1ZD																																																																																																																																																																																																																																																																																																																																																																																																																																																																																																																																																																																																																																																																							
2.0 TSI	162		11.13	PR: 1LJ,1ZA,1ZB,1ZD																																																																																																																																																																																																																																																																																																																																																																																																																																																																																																																																																																																																																																																																							
1.4 TSI	90		09.08	PR: 1ZK	24.0130-0115.1	430115		345 30,0 27,0 V L +B																																																																																																																																																																																																																																																																																																																																																																																																																																																																																																																																																																																																																																																																			
1.4 TSI	92		11.13	PR: 1ZK	24.0330-0115.1	530115		345 30,0 27,0 V L +B PD																																																																																																																																																																																																																																																																																																																																																																																																																																																																																																																																																																																																																																																																			
1.4 TSI	118		08.08	PR: 1ZK																																																																																																																																																																																																																																																																																																																																																																																																																																																																																																																																																																																																																																																																							
2.0 R	195		11.09	PR: 1ZK																																																																																																																																																																																																																																																																																																																																																																																																																																																																																																																																																																																																																																																																							
2.0 R	206		08.14	PR: 1ZK																																																																																																																																																																																																																																																																																																																																																																																																																																																																																																																																																																																																																																																																							
2.0 TDI	103		10.08	PR: 1ZK																																																																																																																																																																																																																																																																																																																																																																																																																																																																																																																																																																																																																																																																							
2.0 TDI	110		11.13	PR: 1ZK																																																																																																																																																																																																																																																																																																																																																																																																																																																																																																																																																																																																																																																																							
2.0 TDI	125		05.09	PR: 1ZK																																																																																																																																																																																																																																																																																																																																																																																																																																																																																																																																																																																																																																																																							
2.0 TDI	130		01.13	PR: 1ZK																																																																																																																																																																																																																																																																																																																																																																																																																																																																																																																																																																																																																																																																							
2.0 TSI	132		11.13	PR: 1ZK																																																																																																																																																																																																																																																																																																																																																																																																																																																																																																																																																																																																																																																																							
2.0 TSI	147		08.08	PR: 1ZK																																																																																																																																																																																																																																																																																																																																																																																																																																																																																																																																																																																																																																																																							
2.0 TSI	155		11.09	PR: 1ZK																																																																																																																																																																																																																																																																																																																																																																																																																																																																																																																																																																																																																																																																							
2.0 TSI	162		11.13	PR: 1ZK																																																																																																																																																																																																																																																																																																																																																																																																																																																																																																																																																																																																																																																																							

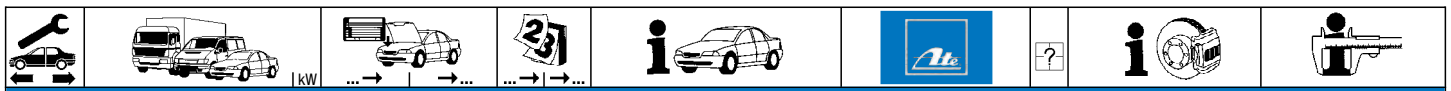
¹⁾ without sensor ring / senza sensori / sans secours ABS / sin anillo sensor ABS



VOLKSWAGEN SCIROCCO (08-)

	1.4 TSI 90 1.4 TSI 92 1.4 TSI 118 2.0 R 195 2.0 R 206 2.0 TDI 103 2.0 TDI 110 2.0 TDI 125 2.0 TDI 130 2.0 TSI 132 2.0 TSI 147 2.0 TSI 155 2.0 TSI 162		09.08 11.13 08.08 11.09 08.14 10.08 11.13 05.09 01.13 11.13 08.08 11.09 11.13			24.0711-5271.3 360301 24.0711-5272.3 360302			Radsensor Radsensor
	1.4 TSI 90 1.4 TSI 92 1.4 TSI 118 2.0 R 195 2.0 R 206 2.0 TDI 103 2.0 TDI 110 2.0 TDI 125 2.0 TDI 130 2.0 TSI 132 2.0 TSI 147 2.0 TSI 155 2.0 TSI 162		09.08 11.13 08.08 11.09 08.14 10.08 11.13 05.09 01.13 11.13 08.08 11.09 11.13	PR: 1KD PR: 1KD PR: 1KD PR: 1KD PR: 1KD PR: 1KD PR: 1KD PR: 1KD PR: 1KD PR: 1KD PR: 1KD PR: 1KD		13.0460-2820.2 602820 13.0470-2820.2 LD2820 13.0460-0259.2 610259			20961 17,6 /S LUC 20961 17,6 /S LUC Belagsatz-Zubehör
	1.4 TSI 90 1.4 TSI 92 1.4 TSI 118 2.0 R 195 2.0 R 206 2.0 TDI 103 2.0 TDI 110 2.0 TDI 125 2.0 TDI 130 2.0 TSI 132 2.0 TSI 147 2.0 TSI 155 2.0 TSI 162		09.08 11.13 08.08 11.09 08.14 10.08 11.13 05.09 01.13 11.13 08.08 11.09 11.13	PR: 1KE,1KW PR: 1KE,1KW PR: 1KE,1KW PR: 1KE,1KW PR: 1KE,1KW PR: 1KE,1KW PR: 1KE,1KW PR: 1KE,1KW PR: 1KE,1KW PR: 1KE,1KW PR: 1KE,1KW PR: 1KE,1KW		13.0460-2880.2 602880 13.0470-2880.2 LD2880 13.0460-0259.2 610259			23914 17,1 /WE/Zub/S LUC 23914 17,1 /WE/Zub/S LUC Belagsatz-Zubehör
	1.4 TSI 90 1.4 TSI 92 1.4 TSI 118 2.0 R 195 2.0 R 206 2.0 TDI 103 2.0 TDI 110 2.0 TDI 125 2.0 TDI 130 2.0 TSI 132 2.0 TSI 147 2.0 TSI 155 2.0 TSI 162		09.08 11.13 08.08 11.09 08.14 10.08 11.13 05.09 01.13 11.13 08.08 11.09 11.13	PR: 1KS PR: 1KS PR: 1KS PR: 1KS PR: 1KS PR: 1KS PR: 1KS PR: 1KS PR: 1KS PR: 1KS PR: 1KS PR: 1KS		13.0460-3858.2 603858 13.0470-3858.2 LD3858			24563 17,7 /Zub/S BOS 24563 17,7 /Zub/S BOS
	1.4 TSI 90 1.4 TSI 92 1.4 TSI 118 2.0 R 195 2.0 R 206 2.0 TDI 103 2.0 TDI 110 2.0 TDI 125 2.0 TDI 130 2.0 TSI 132 2.0 TSI 147 2.0 TSI 155 2.0 TSI 162		09.08 11.13 08.08 11.09 08.14 10.08 11.13 05.09 01.13 11.13 08.08 11.09 11.13	PR: 1KT PR: 1KT PR: 1KT PR: 1KT PR: 1KT PR: 1KT PR: 1KT PR: 1KT PR: 1KT PR: 1KT PR: 1KT PR: 1KT		13.0460-3858.2 603858 13.0470-3858.2 LD3858			24563 17,7 /Zub/S BOS 24563 17,7 /Zub/S BOS
	1.4 TSI 90 1.4 TSI 92 1.4 TSI 118 2.0 R 195 2.0 R 206 2.0 TDI 103 2.0 TDI 110 2.0 TDI 125 2.0 TDI 130 2.0 TSI 132 2.0 TSI 147 2.0 TSI 155 2.0 TSI 162		09.08 11.13 08.08 11.09 08.14 10.08 11.13 05.09 01.13 11.13 08.08 11.09 11.13	PR: 1KD PR: 1KD PR: 1KD PR: 1KD PR: 1KD PR: 1KD PR: 1KD PR: 1KD PR: 1KD PR: 1KD PR: 1KD PR: 1KD		24.0110-0277.1 410277 24.0310-0277.1 510277			253 10,0 8,0 +S +B 253 10,0 8,0 +S +B PD
	1.4 TSI 90 1.4 TSI 92 1.4 TSI 118 2.0 R 195 2.0 R 206 2.0 TDI 103 2.0 TDI 110 2.0 TDI 125 2.0 TDI 130		09.08 11.13 08.08 11.09 08.14 10.08 11.13 05.09 01.13	PR: 1KE PR: 1KE PR: 1KE PR: 1KE PR: 1KE PR: 1KE PR: 1KE PR: 1KE		24.0112-0158.1 412158 24.0312-0158.1 512158			256 12,0 10,0 +B 256 12,0 10,0 +B PD


































VOLKSWAGEN SCIROCCO (08-)

	2.0 TSI	132		11.13	PR: 1KE	24.0112-0158.1	412158		256 12,0 10,0 +B	
	2.0 TSI	147		08.08	PR: 1KE	24.0312-0158.1	512158		256 12,0 10,0 +B PD	
	2.0 TSI	155		11.09	PR: 1KE					
	2.0 TSI	155		11.13	PR: 1KE					
	1.4 TSI	90		09.08	PR: 1KS,1KT	24.0110-0356.1	410356		272 9,7 8,0 +S +B	
	1.4 TSI	92		11.13	PR: 1KS,1KT					
	1.4 TSI	118		08.08	PR: 1KS,1KT					
	2.0 R	195		11.09	PR: 1KS,1KT					
	2.0 R	206		08.14	PR: 1KS,1KT					
	2.0 TDI	103		10.08	PR: 1KS,1KT					
	2.0 TDI	110		11.13	PR: 1KS,1KT					
	2.0 TDI	125		05.09	PR: 1KS,1KT					
	2.0 TDI	130		01.13	PR: 1KS,1KT					
	2.0 TSI	132		11.13	PR: 1KS,1KT					
	2.0 TSI	147		08.08	PR: 1KS,1KT					
	2.0 TSI	155		11.09	PR: 1KS,1KT					
	2.0 TSI	162		11.13	PR: 1KS,1KT					
		1.4 TSI	90		09.08	PR: 1KW	24.0122-0219.1	422219		310 22,0 20,0 V L +B
		1.4 TSI	92		11.13	PR: 1KW				
		1.4 TSI	118		08.08	PR: 1KW				
2.0 R		195		11.09	PR: 1KW					
2.0 R		206		08.14	PR: 1KW					
2.0 TDI		103		10.08	PR: 1KW					
2.0 TDI		110		11.13	PR: 1KW					
2.0 TDI		125		05.09	PR: 1KW					
2.0 TDI		130		01.13	PR: 1KW					
2.0 TSI		132		11.13	PR: 1KW					
2.0 TSI		147		08.08	PR: 1KW					
2.0 TSI		155		11.09	PR: 1KW					
2.0 TSI		162		11.13	PR: 1KW					
		1.4 TSI	90		09.08		24.0711-6231.3	360305		Radsensor
		1.4 TSI	92		11.13		24.0711-6232.3	360306		Radsensor
	1.4 TSI	118		08.08						
	2.0 R	195		11.09						
	2.0 R	206		08.14						
	2.0 TDI	103		10.08						
	2.0 TDI	110		11.13						
	2.0 TDI	125		05.09						
	2.0 TDI	130		01.13						
	2.0 TSI	132		11.13						
	2.0 TSI	147		08.08						
	2.0 TSI	155		11.09						
	2.0 TSI	162		11.13						

VOLKSWAGEN SHARAN I (95-10)











	1.8 T	110	7M-W-070000	09.97		13.0460-7076.2	607076		21848 19,8 +	ATE
	1.9 TDI	66	7M-W-070000	09.95		13.0460-7143.2	607143		21849 19,8 +/WK	ATE
	1.9 TDI	81	7M-W-070000	09.96						
	2.0		7M-W-070000	09.95						
	2.8 VR6	128	7M-W-070000	09.95						
	2.8 VR6 Syncro	128	7M-W-070000	11.96						
	1.8 T	110	7M-X-000001	7M-1-070000		13.0460-7143.2	607143		21849 19,8 +/WK	ATE
	1.9 TDI	66	7M-X-000001	7M-1-070000						
	1.9 TDI	81	7M-X-000001	7M-1-070000						
	1.9 TDI	85	7M-X-000001	7M-1-070000	05.00					
	2.0		7M-X-000001	7M-1-070000						
	2.0 TDI		7M-X-000001	7M-1-070000	11.05					
	2.8 VR6	128	7M-X-000001	7M-Y-050000						
	2.8 VR6 Syncro	128	7M-X-000001	7M-Y-050000						
		1.9 TDI	66	7M-2-000001		06.10	13.0460-7154.2	607154		23418 19,4 +/WK
1.9 TDI		85	7M-2-000001		06.10					
1.9 TDI		96		11.02	06.10					
2.0			7M-2-000001		06.10					
2.0 TDI			7M-2-000001		06.10					
1.8 T		110	7M-2-000001		06.10	13.0460-7153.2	607153		23269 19,8 +/WK	ATE
1.9 TDI		110		06.05	06.10					
1.9 TDI 4motion		85		05.00	06.10					
2.8 V6 24V		150		04.00	06.10					
2.8 V6 24V 4motion		150		04.00	06.10					
2.8 VR6		128	7M-1-000001		06.10					
2.8 VR6 Syncro		128	7M-1-000001		06.10					
		1.8 T	110	7M-1-070000	09.97		24.0125-0114.1	425114		288 25,1 21,0 V L +S +B
		1.9 TDI	66	7M-1-070000	09.95					
		1.9 TDI	81		09.96	04.00				
	1.9 TDI	85	7M-1-070000	05.00						
	2.0		7M-1-070000	09.95						
	2.8 VR6	128		09.95	04.00					
	2.8 VR6 Syncro	128		11.96	04.00					
	1.9 TDI	66	7M-2-000001		06.10	24.0126-0115.1	426115		300 26,0 22,0 V L +B	
	1.9 TDI	85	7M-2-000001		06.10					
	1.9 TDI	96		11.02	06.10					
	2.0		7M-2-000001		06.10					
	2.0 TDI			11.05	06.10					
	1.8 T	110	7M-2-000001		06.10	24.0126-0119.1	426119		313 25,9 22,0 V L +B	
	1.9 TDI	110		06.05	06.10					
	1.9 TDI 4motion	85		05.00	06.10					






























								
VOLKSWAGEN SHARAN I (95-10)								
	2.8 V6 24V 2.8 V6 24V 4motion	150 150		04.00 04.00	06.10 06.10	24.0126-0119.1	426119	313 25,9 22,0 VL +B
	1.8 T 1.9 TDI 1.9 TDI 2.0 2.8 VR6 2.8 VR6 Syncro	110 66 81 128 128		09.97 09.95 09.96 09.95 09.95 11.96	04.00 04.00 04.00 04.00 04.00 04.00	24.0731-1183.3 24.0713-1101.3	360194 360143	2  2  Radsensor L=460 Radsensor L=464
	1.8 T 1.9 TDI 1.9 TDI 1.9 TDI 4motion 2.0	110 66 85 85		05.00 05.00 05.00 05.00 05.00	04.02 04.02 04.02 04.02 04.02	24.0713-1128.3 24.0713-1127.3	360200 360204	 + Leitung f. Warnkontakt 1)  Radsensor L=474 Radsensor L=474
	1.8 T 1.9 TDI 1.9 TDI 1.9 TDI 4motion 2.0	110 66 85 85	7M-3-030000 7M-3-030000 7M-3-030000 7M-3-030000 7M-3-030000	05.02 05.02 05.02 05.02 05.02		24.0713-1128.3 24.0713-1127.3	360200 360204	2  + Leitung f. Warnkontakt 1) 2  - Leitung f. Warnkontakt 2) Radsensor L=474 Radsensor L=474
	2.8 V6 24V 2.8 V6 24V 4motion	150 150	7M-3-030000 7M-3-030000	04.00 04.00		24.0713-1128.3	360200	2  + Leitung f. Warnkontakt 1) Radsensor L=474
	1.8 T 1.9 TDI 1.9 TDI 1.9 TDI 1.9 TDI 4motion 2.0 2.0 TDI 2.8 V6 24V 2.8 V6 24V 4motion	110 66 85 96 110 85 150 150	7M-3-030001 7M-3-030001 7M-3-030001 7M-3-030001 7M-3-030001 7M-3-030001 7M-3-030001 7M-3-030001	06.10 06.10 06.10 11.02 06.05 06.10 11.05 06.10 06.10	06.10 06.10 06.10 06.10 06.10 06.10 06.10 06.10	24.0711-6114.3 24.0711-6115.3	360281 360282	2  - Leitung f. Warnkontakt 2) 2  + Leitung f. Warnkontakt 1) Radsensor L=479 Radsensor L=479
	1.8 T 1.9 TDI 1.9 TDI 2.0 2.8 VR6 2.8 VR6 Syncro	110 66 81 128 128		09.97 09.95 09.96 09.95 09.95 11.96	04.00 04.00 04.00 04.00 04.00 04.00	13.0460-2819.2 13.0460-0072.2	602819 610072	20961 17,6 /S Belagsatz-Zubehör LUC LUC
	1.8 T 1.9 TDI 1.9 TDI 1.9 TDI 2.0 2.0 TDI	110 66 85 96 110	7M-1-070000	05.00 05.00 05.00 11.02 05.00 11.05	06.10 06.10 06.10 06.10 06.10 06.10	13.0460-2859.2	602859	20961 17,2 +/WK/Zub/S LUC
	1.8 T 1.9 TDI 1.9 TDI 4motion 2.8 V6 24V 2.8 V6 24V 4motion	110 110 85 150 150	7M-2-000001	06.10 06.05 05.00 04.00 04.00	06.10 06.10 06.10 06.10 06.10	13.0460-2872.2 13.0460-0225.2	602872 610225	23446 16,5 +/WK/Zub/S Belagsatz-Zubehör LUC
	1.8 T 1.9 TDI 1.9 TDI 1.9 TDI 1.9 TDI 2.0 2.0 TDI 2.8 VR6 2.8 VR6 Syncro	110 66 81 85 96 128 128	7M-1-070000	09.97 09.95 09.96 05.00 11.02 09.95 11.05 09.95 11.96	06.10 06.10 04.00 06.10 06.10 06.10 06.10 04.00 04.00	24.0110-0223.1 24.0310-0223.1	410223 510223	268 10,0 8,0 +S +B 268 10,0 8,0 +S +B PD
	1.8 T 1.9 TDI 1.9 TDI 4motion 2.8 V6 24V 2.8 V6 24V 4motion	110 110 85 150 150	7M-2-000001	06.10 06.05 05.00 04.00 04.00	06.10 06.10 06.10 06.10 06.10	24.0113-0194.1	413194	294 13,5 11,5 +B
	1.8 T 1.9 TDI 1.9 TDI 2.0 2.8 VR6 2.8 VR6 Syncro	110 66 81 128 128		09.97 09.95 09.96 09.95 09.95 11.96	04.00 04.00 04.00 04.00 04.00 04.00	24.0713-1102.3	360144	2  Radsensor L=1026
	1.8 T 1.9 TDI 1.9 TDI 1.9 TDI 2.0	110 66 85 96	7M-2-000001 7M-3-030000 7M-3-030000 7M-3-030000 7M-3-030000	05.00 05.00 05.00 11.02 05.00		24.0713-1124.3 24.0713-1125.3	360201 360202	  + Leitung f. Warnkontakt 1) Radsensor L=1026 Radsensor L=1026
	1.8 T 1.9 TDI 4motion 2.8 V6 24V 2.8 V6 24V 4motion	110 85 150 150	7M-2-000001 7M-3-030000 7M-3-030000 7M-3-030000	05.00 05.00 04.00 04.00		24.0713-1126.3	360203	2  + Leitung f. Warnkontakt 1) Radsensor L=1026
	1.8 T 1.9 TDI 1.9 TDI 1.9 TDI 1.9 TDI 4motion 2.0 2.0 TDI	110 66 85 96 110 85 150	7M-3-030001 7M-3-030001 7M-3-030001 7M-3-030001 7M-3-030001 7M-3-030001 7M-3-030001	06.10 06.10 06.10 11.02 06.05 06.10 11.05	06.10 06.10 06.10 06.10 06.10 06.10 06.10	24.0711-6111.3 24.0711-6113.3	360243 360228	2  - Leitung f. Warnkontakt 2) 2  + Leitung f. Warnkontakt 1) Radsensor L=1031 Radsensor L=1031

1) + cable f.br.ppad wear indicat. / + cavo p.indic.usura guarn.fr. / + câbl.l'ind.d'usur.garnit.fr. / + cabl.p.indica.desg.guarn.fr.

2) - cable f.br.ppad wear indicat. / - cavo p.indic.usura guarn.fr. / - câbl.l'ind.d'usur.garnit.fr. / - cabl.p.indica.desg.guarn.fr.

VOLKSWAGEN SHARAN I (95-10)											
	2.8 V6 24V 2.8 V6 24V 4motion	150 150	7M-3-030001 7M-3-030001		06.10 06.10		24.0711-6111.3 24.0711-6113.3	360243 360228	2  - Leitung f. Warnkontakt 1) 2  + Leitung f. Warnkontakt 2)	Radsensor L=1031 Radsensor L=1031	
VOLKSWAGEN SHARAN II (10-)											
	1.4 TSI 1.8 TSI 2.0 TDI 2.0 TDI 2.0 TDI 2.0 TDI 2.0 TDI 2.0 TDI 2.0 TDI 4motion 2.0 TDI 4motion 2.0 TDI 4motion 2.0 TSI	110 118 85 100 103 110 125 130 135 100 103 110 147		07.10 05.12 04.15 07.10 04.15 04.15 07.10 01.13 04.15 05.11 04.15 04.15 10.10	PR: 1LW PR: 1LW PR: 1LW PR: 1LW PR: 1LW PR: 1LW PR: 1LW PR: 1LW PR: 1LW PR: 1LW PR: 1LW PR: 1LW		13.0460-2764.2 13.0470-2764.2	602764 LD2764		24738 20,0 +/WK/S 24738 20,0 +/WK/S	LUC LUC
	1.4 TSI 1.8 TSI 2.0 TDI 2.0 TDI 2.0 TDI 4motion 2.0 TSI	110 118 100 125 130 147		07.10 05.12 07.10 07.10 01.13 05.11 10.10	PR: 1LJ PR: 1LJ PR: 1LJ PR: 1LJ PR: 1LJ PR: 1LJ PR: 1LJ		13.0460-7242.2 13.0470-7242.2	607242 LD7242		24332 19,8 +/WK 24332 19,8 +/WK	ATE ATE
	1.4 TSI 1.8 TSI 2.0 TDI 2.0 TDI 2.0 TDI 2.0 TDI 2.0 TDI 2.0 TDI 2.0 TDI 4motion 2.0 TDI 4motion 2.0 TDI 4motion 2.0 TSI	110 118 85 100 103 110 125 130 135 100 103 110 147		07.12 07.12 04.15 07.12 04.15 04.15 07.12 01.13 04.15 07.12 04.15 04.15 07.12	PR: 1LX PR: 1LX PR: 1LX PR: 1LX PR: 1LX PR: 1LX PR: 1LX PR: 1LX PR: 1LX PR: 1LX PR: 1LX PR: 1LX PR: 1LX		13.0460-2764.2 13.0470-2764.2	602764 LD2764		24738 20,0 +/WK/S 24738 20,0 +/WK/S	LUC LUC
	1.4 TSI 1.8 TSI 2.0 TDI 2.0 TDI 2.0 TDI 4motion 2.0 TSI	110 118 100 125 130 147		07.10 05.12 07.10 07.10 01.13 05.11 10.10	PR: 1LJ PR: 1LJ PR: 1LJ PR: 1LJ PR: 1LJ PR: 1LJ PR: 1LJ		24.0125-0158.1 24.0325-0158.1	425158 525158		312 25,0 22,0 V L +S +B 312 25,0 22,0 V L +S +B PD	
	1.4 TSI 1.8 TSI 2.0 TDI 2.0 TDI 2.0 TDI 2.0 TDI 2.0 TDI 2.0 TDI 2.0 TDI 2.0 TDI 4motion 2.0 TDI 4motion 2.0 TDI 4motion 2.0 TSI	110 118 85 100 103 110 125 130 135 100 103 110 147		07.10 05.12 04.15 07.10 04.15 04.15 07.10 01.13 04.15 05.11 04.15 04.15 10.10	PR: 1LW,1LX PR: 1LW,1LX PR: 1LW,1LX PR: 1LW,1LX PR: 1LW,1LX PR: 1LW,1LX PR: 1LW,1LX PR: 1LW,1LX PR: 1LW,1LX PR: 1LW,1LX PR: 1LW,1LX PR: 1LW,1LX PR: 1LW,1LX		24.0130-0220.1	430220		314 30,0 27,0 V L +S +B	
	1.4 TSI 1.8 TSI 2.0 TDI 2.0 TDI 2.0 TDI 2.0 TDI 2.0 TDI 2.0 TDI 2.0 TDI 2.0 TDI 4motion 2.0 TDI 4motion 2.0 TDI 4motion 2.0 TSI	110 118 85 100 103 110 125 130 135 100 103 110 147		07.10 05.12 04.15 07.10 04.15 04.15 07.10 01.13 04.15 05.11 04.15 04.15 10.10			24.0711-5271.3 24.0711-5272.3	360301 360302	 	Radsensor Radsensor	
	1.4 TSI 1.8 TSI 2.0 TDI 2.0 TDI 2.0 TDI 2.0 TDI 4motion 2.0 TSI	110 118 100 125 130 100 147		07.10 05.12 07.10 07.10 01.13 05.11 10.10			13.0460-2749.2 13.0470-2749.2	602749 LD2749	elektrische Feststellbremse 3) elektrische Feststellbremse 3)	24483 16,9 /Zub/S 24483 16,9 /Zub/S	LUC LUC
	1.4 TSI 1.8 TSI 2.0 TDI 2.0 TDI 2.0 TDI 2.0 TDI 4motion 2.0 TSI	110 118 100 125 130 100 147		07.10 05.12 07.10 07.10 01.13 05.11 10.10			24.0112-0169.1	412169	elektrische Feststellbremse 3)	282 12,0 10,0 +S +B	

1) - cable f.br.ppad wear indicat. / - cavo p.indic.usura guarn.fr. / - câbl.l'ind.d'usur.garnit.fr. / - cabl.p.indica.desg.guarn.fr.
2) + cable f.br.ppad wear indicat. / + cavo p.indic.usura guarn.fr. / + câbl.l'ind.d'usur.garnit.fr. / + cabl.p.indica.desg.guarn.fr.
3) electric parking brake / fr.di stazionamento elettrico / frein à main électrique / freno de mano eléctrico

								
VOLKSWAGEN SHARAN II (10-)								
	1.4 TSI 1.8 TSI 2.0 TDI 2.0 TDI 2.0 TDI 2.0 TDI 4motion 2.0 TSI	110 118 100 125 130 100 147	07.10 05.12 07.10 07.10 01.13 05.11 10.10	PR: 7X0,7X2,7X8,7X9 PR: 7X0,7X2,7X8,7X9 PR: 7X0,7X2,7X8,7X9 PR: 7X0,7X2,7X8,7X9 PR: 7X0,7X2,7X8,7X9 PR: 7X0,7X2,7X8,7X9 PR: 7X0,7X2,7X8,7X9	24.0711-6231.3 24.0711-6232.3	360305 360306	 	Radsensor Radsensor
	1.4 TSI 1.8 TSI 2.0 TDI 2.0 TDI 2.0 TDI 2.0 TDI 4motion 2.0 TSI	110 118 100 125 130 100 147	07.10 05.12 07.10 07.10 01.13 05.11 10.10	PR: 7X5,7X6 PR: 7X5,7X6 PR: 7X5,7X6 PR: 7X5,7X6 PR: 7X5,7X6 PR: 7X5,7X6 PR: 7X5,7X6	24.0711-6335.3 24.0711-6336.3	360365 360366	 	Radsensor Radsensor
	2.0 TDI 2.0 TDI 2.0 TDI 2.0 TDI 2.0 TDI 4motion 2.0 TDI 4motion	85 103 110 135 103 110	04.15 04.15 04.15 04.15 04.15 04.15	PR: 7X0,7X2,7Y0,7Y4 PR: 7X0,7X2,7Y0,7Y4 PR: 7X0,7X2,7Y0,7Y4 PR: 7X0,7X2,7Y0,7Y4 PR: 7X0,7X2,7Y0,7Y4 PR: 7X0,7X2,7Y0,7Y4	24.0711-6231.3 24.0711-6232.3	360305 360306	 	Radsensor Radsensor
	2.0 TDI 2.0 TDI 2.0 TDI 2.0 TDI 2.0 TDI 4motion 2.0 TDI 4motion	85 103 110 135 103 110	04.15 04.15 04.15 04.15 04.15 04.15	PR: 7X0,7X2,7X5,7Y8,7Y9 PR: 7X0,7X2,7X5,7Y8,7Y9 PR: 7X0,7X2,7X5,7Y8,7Y9 PR: 7X0,7X2,7X5,7Y8,7Y9 PR: 7X0,7X2,7X5,7Y8,7Y9 PR: 7X0,7X2,7X5,7Y8,7Y9	24.0711-6335.3 24.0711-6336.3	360365 360366	 	Radsensor Radsensor
VOLKSWAGEN TARO (89-97)								
	1.8 2.2 2.4 D		04.89 09.94 06.89 07.94 04.89 03.97		13.0460-5938.2	605938		21158 15,5 AKE
	1.8 2.2 2.4 D		04.89 09.94 06.89 07.94 04.89 03.97		24.0125-0118.1	425118		257 25,0 23,0 V
	2.4 D 4x4 2.4i 4x4		07.94 03.97 06.89 03.97		24.0120-0168.1	420168	+ Einzelradaufhängung ¹⁾	289 20,0 18,0 V
	1.8 2.2 2.4 D		7A-RH010000 04.89 7A-RH010000 06.89 7A-RH010000 04.89		03.0137-0226.2	650226		254 x 58
VOLKSWAGEN TIGUAN (07-)								
	1.4 TSI 1.4 TSI 1.4 TSI 1.4 TSI 4motion 2.0 TDI 2.0 TDI 2.0 TDI 4motion 2.0 TDI 4motion 2.0 TDI 4motion 2.0 TDI 4motion 2.0 TFSI 4motion 2.0 TSI 4motion	90 90 92 81 103 110 103 110 135 103 110 135	11.07 08.10 05.15 09.07 04.10 03.08 05.15 01.08 11.07 05.15 05.15 02.08 11.07		13.0460-7242.2 13.0470-7242.2	607242 LD7242		24332 19,8 +WK ATE 24332 19,8 +WK ATE
	1.4 TSI 1.4 TSI 1.4 TSI 1.4 TSI 4motion 2.0 TDI 2.0 TDI 2.0 TDI 4motion 2.0 TDI 4motion 2.0 TDI 4motion 2.0 TFSI 4motion 2.0 TSI 4motion	90 90 92 81 103 110 103 110 135 103 110 135	11.07 08.10 05.15 09.07 04.10 03.08 05.15 01.08 11.07 05.15 05.15 02.08 11.07		24.0125-0158.1 24.0325-0158.1	425158 525158		312 25,0 22,0 V L +S +B 312 25,0 22,0 V L +S +B PD
	1.4 TSI 1.4 TSI 1.4 TSI 1.4 TSI 4motion 2.0 TDI 2.0 TDI 2.0 TDI 4motion 2.0 TDI 4motion 2.0 TDI 4motion 2.0 TFSI 4motion 2.0 TSI 4motion	90 92 81 103 110 103 110 110 135 103 110 135	11.07 08.10 05.15 09.07 04.10 03.08 05.15 01.08 11.07 05.15 05.15 02.08 11.07		24.0711-5271.3 24.0711-5272.3	360301 360302	 	Radsensor Radsensor
	1.4 TSI 1.4 TSI 1.4 TSI 1.4 TSI 4motion 2.0 TDI 2.0 TDI 2.0 TDI 4motion 2.0 TDI 4motion 2.0 TFSI 4motion 2.0 TSI 4motion	90 92 81 103 110 103 110 135 103 110 135	11.07 08.10 05.15 09.07 04.10 03.08 05.15 01.08 11.07 05.15 05.15 02.08 11.07		13.0460-2749.2 13.0470-2749.2 13.0460-2880.2 13.0470-2880.2 13.0460-0259.2	602749 LD2749 602880 LD2880 610259		24483 16,9 /Zub/S LUC 24483 16,9 /Zub/S LUC 23914 17,1 /WE/Zub/S LUC 23914 17,1 /WE/Zub/S LUC Belagsatz-Zubehör

¹⁾ + independent suspension / + sospens. ruote indipendenti / + suspension indépendante / + suspensión independiente
















VOLKSWAGEN TIGUAN (07-)

















	2.0 TDI 2.0 TDI 4motion 2.0 TDI 4motion 2.0 TDI 4motion 2.0 TDI 4motion 2.0 TFSI 4motion 2.0 TSI 4motion	110 103 110 135	05.15 01.08 11.07 05.15 05.15 02.08 11.07		13.0460-2749.2 13.0470-2749.2 13.0460-2880.2 13.0470-2880.2 13.0460-0259.2	602749 LD2749 602880 LD2880 610259		24483 16,9 /Zub/S 24483 16,9 /Zub/S 23914 17,1 /WE/Zub/S 23914 17,1 /WE/Zub/S Belagsatz-Zubehör	LUC LUC LUC LUC
	1.4 TSI 1.4 TSI 1.4 TSI 1.4 TSI 4motion 2.0 TDI 2.0 TDI 2.0 TDI 2.0 TDI 4motion 2.0 TDI 4motion 2.0 TDI 4motion 2.0 TDI 4motion 2.0 TFSI 4motion 2.0 TSI 4motion	90 92 81 103 110 81 103 110 103 110 135	11.07 08.10 05.15 09.07 04.10 03.08 05.15 01.08 11.07 05.15 05.15 02.08 11.07		24.0112-0169.1	412169		282 12,0 10,0 +S +B	
	1.4 TSI 1.4 TSI 1.4 TSI 2.0 TDI 2.0 TDI 2.0 TDI	90 92 81 103 110	11.07 08.10 05.15 04.10 03.08 05.15		24.0711-6231.3 24.0711-6232.3	360305 360306	<input type="checkbox"/> <input type="checkbox"/>	Radsensor Radsensor	
	1.4 TSI 4motion 2.0 TDI 4motion 2.0 TDI 4motion 2.0 TDI 4motion 2.0 TDI 4motion 2.0 TFSI 4motion 2.0 TSI 4motion	103 110 135	09.07 01.08 11.07 05.15 05.15 02.08 11.07		24.0711-5271.3 24.0711-5272.3	360301 360302	<input type="checkbox"/> <input type="checkbox"/>	Radsensor Radsensor	
	1.4 TSI 1.4 TSI 1.4 TSI 2.0 TDI 2.0 TDI 2.0 TDI	90 92 81 103 110	11.07 08.10 05.15 04.10 03.08 05.15	PR: 7X5,7X6 PR: 7X5,7X6 PR: 7X5,7X6 PR: 7X5,7X6 PR: 7X5,7X6 PR: 7X5,7X6	24.0711-6335.3 24.0711-6336.3	360365 360366	<input type="checkbox"/> <input type="checkbox"/>	Radsensor Radsensor	
	1.4 TSI 4motion 2.0 TDI 4motion 2.0 TDI 4motion 2.0 TDI 4motion 2.0 TDI 4motion 2.0 TFSI 4motion 2.0 TSI 4motion	103 110 135	09.07 01.08 11.07 05.15 05.15 02.08 11.07	PR: 7X5,7X6 PR: 7X5,7X6 PR: 7X5,7X6 PR: 7X5,7X6 PR: 7X5,7X6 PR: 7X5,7X6 PR: 7X5,7X6	24.0711-5401.3 24.0711-5402.3	360330 360331	<input type="checkbox"/> <input type="checkbox"/>	Radsensor Radsensor	























VOLKSWAGEN TOUAREG I (03-10)

	2.5 R5 TDI 3.0 V6 TDI 3.0 V6 TDI 3.2 V6 3.6 V6 FSI	176 206	01.03 11.04 10.07 11.02 01.06	03.10 PR: 1LB 03.10 PR: 1LB 03.10 PR: 1LB 12.05 PR: 1LB 03.10 PR: 1LB	13.0460-7191.2 13.0470-7191.2 13.0460-7245.2	607191 LD7191 607245		23835 19,6 +/WK 23835 19,6 +/WK 23747 19,6 +/WK	ATE ATE ATE
	4.2 V8 4.2 V8 FSI 5.0 TDI R50 5.0 V10 TDI 6.0 W12	228 257 258 230 331	12.02 12.06 01.08 11.02 08.04	11.06 PR: 1LB 03.10 PR: 1LB 03.10 PR: 1LB 03.10 PR: 1LB 11.06 PR: 1LB	13.0460-7191.2 13.0460-7245.2	607191 607245		23835 19,6 +/WK 23747 19,6 +/WK	ATE ATE
	2.5 R5 TDI 3.0 V6 TDI 3.0 V6 TDI 3.2 V6 3.6 V6 FSI	176 206	01.06 01.06 10.07 11.02 01.06	03.10 PR: 1LE 03.10 PR: 1LE 03.10 PR: 1LE 12.05 PR: 1LE 03.10 PR: 1LE	13.0460-4833.2 13.0470-4833.2 24.8190-0929.2	604833 LD4833 620929	2	24098 17,1 /WE 24098 17,1 /WE Warnkontakt L=417,4mm	BRE BRE
	4.2 V8 4.2 V8 FSI 5.0 TDI R50 5.0 V10 TDI 6.0 W12	228 257 258 230 331	01.06 12.06 01.08 01.06 01.06	11.06 PR: 1LE 03.10 PR: 1LE 03.10 PR: 1LE 03.10 PR: 1LE 11.06 PR: 1LE	13.0460-4833.2 24.8190-0929.2	604833 620929	2	24098 17,1 /WE Warnkontakt L=417,4mm	BRE
	2.5 R5 TDI 3.0 V6 TDI 3.2 V6 3.6 V6 FSI	206	01.03 11.04 11.02 01.06	03.10 PR: 1LC 03.10 PR: 1LC 12.05 PR: 1LC 03.10 PR: 1LC	13.0460-4992.2 13.0470-4992.2 13.0460-0279.2 24.8190-0929.2	604992 LD4992 610279 620929	2	23692 16,6 /WE 23692 16,6 /WE Belagsatz-Zubehör Warnkontakt L=417,4mm	BRE BRE
	4.2 V8 4.2 V8 FSI 5.0 V10 TDI 6.0 W12	228 257 230 331	12.02 12.06 11.02 08.04	11.06 PR: 1LC 03.10 PR: 1LC 03.10 PR: 1LC 11.06 PR: 1LC	13.0460-4992.2 13.0460-0279.2 24.8190-0929.2	604992 610279 620929	2	23692 16,6 /WE Belagsatz-Zubehör Warnkontakt L=417,4mm	BRE
	2.5 R5 TDI 3.0 V6 TDI 3.0 V6 TDI 3.2 V6 3.6 V6 FSI	176 206	01.03 11.04 10.07 11.02 01.06	03.10 PR: 1LF 03.10 PR: 1LF 03.10 PR: 1LF 12.05 PR: 1LF 03.10 PR: 1LF	13.0460-4993.2 13.0470-4993.2 13.0460-0279.2 24.8190-0929.2	604993 LD4993 610279 620929	2	23693 16,6 /WE 23693 16,6 /WE Belagsatz-Zubehör Warnkontakt L=417,4mm	BRE BRE
	4.2 V8 4.2 V8 FSI 5.0 TDI R50 5.0 V10 TDI	228 257 258 230	12.02 12.06 01.08 11.02	11.06 PR: 1LF 03.10 PR: 1LF 03.10 PR: 1LF 03.10 PR: 1LF	13.0460-4993.2 13.0460-0279.2 24.8190-0929.2	604993 610279 620929	2	23693 16,6 /WE Belagsatz-Zubehör Warnkontakt L=417,4mm	BRE

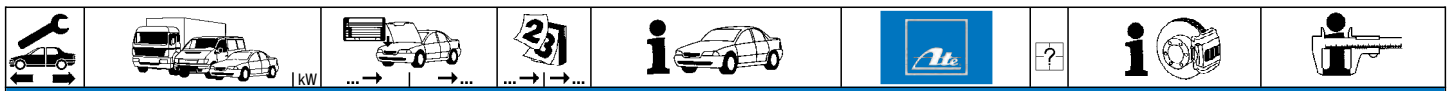
										
VOLKSWAGEN TOUAREG I (03-10)										
	6.0 W12	331	08.04	11.06	PR: 1LF	13.0460-4993.2 13.0460-0279.2 24.8190-0929.2	604993 610279 620929	2	23693 16,6 /WE Belagsatz-Zubehör Warnkontakt L=417,4mm	BRE
	2.5 R5 TDI 3.0 V6 TDI 3.0 V6 TDI 3.6 V6 FSI 4.2 V8 FSI 5.0 TDI R50 5.0 V10 TDI	176 206 257 258 230	01.03 11.04 10.07 01.06 12.06 01.08 11.02	03.10 03.10 03.10 03.10 03.10 03.10 03.10	PR: 1LT,1LU PR: 1LT,1LU PR: 1LT,1LU PR: 1LT,1LU PR: 1LT,1LU PR: 1LT,1LU PR: 1LT,1LU	13.0460-4852.2 24.8190-0936.2	604852 620936	2	24553 15,8 /WE Warnkontakt L=367,4mm	BRE
	2.5 R5 TDI 3.0 V6 TDI 3.0 V6 TDI 3.2 V6 3.6 V6 FSI 4.2 V8 4.2 V8 FSI 5.0 TDI R50 5.0 V10 TDI 6.0 W12	176 206 228 257 258 230 331	01.03 11.04 10.07 11.02 01.06 12.02 12.06 01.08 11.02 08.04	03.10 03.10 03.10 12.05 03.10 11.06 03.10 03.10 03.10 11.06	PR: 1LB PR: 1LB PR: 1LB PR: 1LB PR: 1LB PR: 1LB PR: 1LB PR: 1LB PR: 1LB PR: 1LB	24.0130-0114.1	430114		308 29,5 25,5 V L +B	
	2.5 R5 TDI 3.0 V6 TDI 3.0 V6 TDI 3.2 V6 3.6 V6 FSI 4.2 V8 4.2 V8 FSI 5.0 TDI R50 5.0 V10 TDI 6.0 W12	176 206 228 257 258 230 331	01.03 11.04 10.07 11.02 01.06 12.02 12.06 01.08 11.02 08.04	03.10 03.10 03.10 12.05 03.10 11.06 03.10 03.10 03.10 11.06	PR: 1LC,1LE PR: 1LC,1LE PR: 1LC,1LE PR: 1LC,1LE PR: 1LC,1LE PR: 1LC,1LE PR: 1LC,1LE PR: 1LC,1LE PR: 1LC,1LE PR: 1LC,1LE	24.0132-0117.1 24.0132-0118.1	432117 432118	<input type="checkbox"/> <input type="checkbox"/>	330 32,0 30,0 V L +B 330 32,0 30,0 V L +B	
	2.5 R5 TDI 3.0 V6 TDI 3.0 V6 TDI 3.2 V6 3.6 V6 FSI 4.2 V8 4.2 V8 FSI 5.0 TDI R50 5.0 V10 TDI 6.0 W12	176 206 228 257 258 230 331	01.03 11.04 10.07 11.02 01.06 12.02 12.06 01.08 11.02 08.04	03.10 03.10 03.10 12.05 03.10 11.06 03.10 03.10 03.10 11.06	PR: 1LF PR: 1LF PR: 1LF PR: 1LF PR: 1LF PR: 1LF PR: 1LF PR: 1LF PR: 1LF PR: 1LF	24.0134-0123.1 24.0134-0124.1	434123 434124	<input type="checkbox"/> <input type="checkbox"/>	350 34,0 32,0 V L +B 350 34,0 32,0 V L +B	
	2.5 R5 TDI 3.0 V6 TDI 3.0 V6 TDI 3.2 V6 3.6 V6 FSI 4.2 V8 4.2 V8 FSI 5.0 TDI R50 5.0 V10 TDI 6.0 W12	176 206 228 257 258 230 331	01.03 11.04 10.07 11.02 01.06 12.06 01.08 11.02 08.04	03.10 03.10 03.10 12.05 03.10 03.10 03.10 03.10 11.06	PR: 1LT,1LU PR: 1LT,1LU PR: 1LT,1LU PR: 1LT,1LU PR: 1LT,1LU PR: 1LT,1LU PR: 1LT,1LU PR: 1LT,1LU PR: 1LT,1LU	24.0136-0111.1	436111		368 36,0 34,0 V L +B	
	2.5 R5 TDI 3.0 V6 TDI 3.0 V6 TDI 3.2 V6 3.6 V6 FSI 4.2 V8 4.2 V8 FSI 5.0 TDI R50 5.0 V10 TDI 6.0 W12	176 206 228 257 258 230 331	01.03 11.04 10.07 11.02 01.06 12.06 01.08 11.02 08.04	03.10 03.10 03.10 12.05 03.10 03.10 03.10 03.10 11.06		24.0711-5401.3 24.0711-5402.3	360330 360331	<input type="checkbox"/> <input type="checkbox"/>	Radsensor Radsensor	
	2.5 R5 TDI 3.0 V6 TDI 3.0 V6 TDI 3.2 V6 3.6 V6 FSI 4.2 V8 4.2 V8 FSI 5.0 TDI R50 5.0 V10 TDI 6.0 W12	176 206 228 257 258 230 331	01.03 11.04 10.07 11.02 01.06 12.02 12.06 01.08 11.02 08.04	03.10 03.10 03.10 12.05 03.10 11.06 03.10 03.10 03.10 11.06	PR: 1KE PR: 1KE PR: 1KE PR: 1KE PR: 1KE PR: 1KE PR: 1KE PR: 1KE PR: 1KE PR: 1KE	13.0460-7190.2 13.0470-7190.2 13.0460-7247.2	607190 LD7190 607247		24367 19,1 +/-WK 24367 19,1 +/-WK 24367 19,2 +/-WK	ATE ATE ATE
	2.5 R5 TDI 3.0 V6 TDI 3.0 V6 TDI 3.2 V6 3.6 V6 FSI 4.2 V8 4.2 V8 FSI 5.0 TDI R50 5.0 V10 TDI 6.0 W12	176 206 228 257 258 230 331	01.06 01.06 10.07 11.02 01.06 01.06 12.06 01.08 01.06	03.10 03.10 03.10 12.05 03.10 11.06 03.10 03.10 11.06	PR: 1KQ PR: 1KQ PR: 1KQ PR: 1KQ PR: 1KQ PR: 1KQ PR: 1KQ PR: 1KQ PR: 1KQ	13.0460-4834.2 13.0470-4834.2 24.8190-0930.2	604834 LD4834 620930	2	24097 17,1 /WE 24097 17,1 /WE Warnkontakt L=252,4mm	BRE BRE
	2.5 R5 TDI 3.0 V6 TDI 3.0 V6 TDI 3.2 V6 3.6 V6 FSI 4.2 V8 4.2 V8 FSI 5.0 TDI R50 5.0 V10 TDI	176 206 228 257 258 230	01.03 11.04 10.07 11.02 01.06 12.02 12.06 01.08 11.02	03.10 03.10 03.10 12.05 03.10 11.06 03.10 03.10 03.10	PR: 1KF PR: 1KF PR: 1KF PR: 1KF PR: 1KF PR: 1KF PR: 1KF PR: 1KF PR: 1KF	13.0460-4976.2 13.0470-4976.2 13.0460-0280.2 24.8190-0930.2	604976 LD4976 610280 620930	2	23694 16,7 /WE 23694 16,7 /WE Belagsatz-Zubehör Warnkontakt L=252,4mm	BRE BRE



								
VOLKSWAGEN TOUAREG I (03-10)								
	6.0 W12	331	08.04	11.06	PR: 1KF	13.0460-4976.2 604976 13.0470-4976.2 LD4976 13.0460-0280.2 610280 24.8190-0930.2 620930	2	23694 16,7 /WE BRE 23694 16,7 /WE BRE Belagsatz-Zubehör Warnkontakt L=252,4mm
	2.5 R5 TDI 3.0 V6 TDI 3.0 V6 TDI 3.6 V6 FSI 4.2 V8 FSI 5.0 TDI R50 5.0 V10 TDI	176 206 257 258 230	01.03 11.04 10.07 01.06 12.06 01.08 11.02	03.10 03.10 03.10 03.10 03.10 03.10 03.10	PR: 1KD,2ED PR: 1KD,2ED PR: 1KD,2ED PR: 1KD,2ED PR: 1KD,2ED PR: 1KD,2ED PR: 1KD,2ED	13.0460-4850.2 604850 13.0470-4850.2 LD4850 24.8190-0930.2 620930	2	24296 15,5 /WE BRE 24296 15,5 /WE BRE Warnkontakt L=252,4mm
	2.5 R5 TDI 3.0 V6 TDI 3.0 V6 TDI 3.2 V6 3.6 V6 FSI 4.2 V8 4.2 V8 FSI 5.0 TDI R50 5.0 V10 TDI 6.0 W12	176 206 228 257 258 230 331	01.03 11.04 10.07 11.02 01.06 12.02 12.06 01.08 11.02 08.04	03.10 03.10 03.10 12.05 03.10 11.06 03.10 03.10 03.10 11.06	PR: 1KE PR: 1KE PR: 1KE PR: 1KE PR: 1KE PR: 1KE PR: 1KE PR: 1KE PR: 1KE PR: 1KE	24.0122-0215.1 422215		314 22,0 18,0 V L +B
	2.5 R5 TDI 3.0 V6 TDI 3.0 V6 TDI 3.2 V6 3.6 V6 FSI 4.2 V8 4.2 V8 FSI 5.0 TDI R50 5.0 V10 TDI 6.0 W12	176 206 228 257 258 230 331	01.03 11.04 10.07 11.02 01.06 12.02 12.06 01.08 11.02 08.04	03.10 03.10 03.10 12.05 03.10 11.06 03.10 03.10 03.10 11.06	PR: 1KF,1KQ PR: 1KF,1KQ PR: 1KF,1KQ PR: 1KF,1KQ PR: 1KF,1KQ PR: 1KF,1KQ PR: 1KF,1KQ PR: 1KF,1KQ PR: 1KF,1KQ PR: 1KF,1KQ	24.0128-0149.1 428149		330 28,0 26,0 V L +B
	2.5 R5 TDI 3.0 V6 TDI 3.0 V6 TDI 3.2 V6 3.6 V6 FSI 4.2 V8 4.2 V8 FSI 5.0 TDI R50 5.0 V10 TDI	176 206 257 258 230	01.03 11.04 10.07 01.06 12.06 01.08 11.02	03.10 03.10 03.10 03.10 03.10 03.10 03.10	PR: 1KD,2ED PR: 1KD,2ED PR: 1KD,2ED PR: 1KD,2ED PR: 1KD,2ED PR: 1KD,2ED PR: 1KD,2ED	24.0128-0169.1 428169		358 28,0 26,0 V L +B
	2.5 R5 TDI 3.0 V6 TDI 3.0 V6 TDI 3.2 V6 3.6 V6 FSI 4.2 V8 4.2 V8 FSI 5.0 TDI R50 5.0 V10 TDI 6.0 W12	176 206 228 257 258 230 331	01.03 11.04 10.07 11.02 01.06 12.02 12.06 01.08 11.02 08.04	03.10 03.10 03.10 12.05 03.10 11.06 03.10 03.10 03.10 11.06		24.0711-5401.3 360330 24.0711-5402.3 360331	 	Radsensor Radsensor
	2.5 R5 TDI 3.0 V6 TDI 3.0 V6 TDI 3.2 V6 3.6 V6 FSI 4.2 V8 4.2 V8 FSI 5.0 TDI R50 5.0 V10 TDI 6.0 W12	176 206 228 257 258 230 331	01.03 11.04 10.07 11.02 01.06 12.02 12.06 01.08 11.02 08.04	03.10 03.10 03.10 12.05 03.10 11.06 03.10 03.10 03.10 11.06	PR: 1KF,1KQ,2ED PR: 1KF,1KQ,2ED PR: 1KF,1KQ,2ED PR: 1KF,1KQ,2ED PR: 1KF,1KQ,2ED PR: 1KF,1KQ,2ED PR: 1KF,1KQ,2ED PR: 1KF,1KQ,2ED PR: 1KF,1KQ,2ED PR: 1KF,1KQ,2ED	03.0137-0451.2 650451 03.0137-9288.2 669288		210 x 30 Bremsbacken-Zubehör
	2.5 R5 TDI 3.0 V6 TDI 3.0 V6 TDI 3.2 V6 3.6 V6 FSI 4.2 V8 4.2 V8 FSI 5.0 TDI R50 5.0 V10 TDI 6.0 W12	176 206 228 257 258 230 331	01.03 11.04 10.07 11.02 01.06 12.02 12.06 01.08 11.02 08.04	03.10 03.10 03.10 12.05 03.10 11.06 03.10 03.10 03.10 11.06	PR: 1KE PR: 1KE PR: 1KE PR: 1KE PR: 1KE PR: 1KE PR: 1KE PR: 1KE PR: 1KE PR: 1KE	03.0137-0419.2 650419 03.0137-9288.2 669288		185 x 30 Bremsbacken-Zubehör
VOLKSWAGEN TOUAREG II (10-)								
	3.0 V6 TDI 3.0 V6 TDI 3.0 V6 TDI 3.0 V6 TDI 3.0 V6 TDI 3.6 V6 FSI	150 165 176 180 193 206	04.10 06.10 04.10 05.11 09.14 04.10		PR: 1LC,1LE PR: 1LC,1LE PR: 1LC,1LE PR: 1LC,1LE PR: 1LC,1LE PR: 1LC,1LE	13.0460-4833.2 604833 13.0470-4833.2 LD4833 24.8190-0013.2 620013	2	24098 17,1 /WE BRE 24098 17,1 /WE BRE Warnkontakt L=323mm
	3.0 V6 TSI Hybrid 4.2 V8 FSI 4.2 V8 TDI	245 265 250	04.10 01.11 04.10		PR: 1LC,1LE PR: 1LC,1LE PR: 1LC,1LE	13.0460-4833.2 604833 24.8190-0013.2 620013	2	24098 17,1 /WE BRE Warnkontakt L=323mm
	3.0 V6 TDI 3.0 V6 TDI 3.0 V6 TDI 3.0 V6 TDI 3.0 V6 TDI 3.0 V6 TSI Hybrid 3.6 V6 FSI	150 165 176 180 193 245 206	04.10 06.10 04.10 05.11 09.14 04.10 04.10		PR: 1LG,1LW PR: 1LG,1LW PR: 1LG,1LW PR: 1LG,1LW PR: 1LG,1LW PR: 1LG,1LW PR: 1LG,1LW	13.0460-4852.2 604852 24.8190-0014.2 620014	2	24553 15,8 /WE BRE Warnkontakt L=296mm

								
VOLKSWAGEN TOUAREG II (10-)								
	4.2 V8 FSI 4.2 V8 TDI	265 250	01.11 04.10	PR: 1LG,1LW PR: 1LG,1LW	13.0460-4852.2 24.8190-0014.2	604852 620014	2	24553 15,8 /WE Warnkontakt L=296mm BRE
	3.0 V6 TDI 3.0 V6 TDI 3.0 V6 TDI 3.0 V6 TDI 3.0 V6 TDI 3.0 V6 TSI Hybrid 3.6 V6 FSI 4.2 V8 FSI 4.2 V8 TDI	150 165 176 180 193 245 206 265 250	04.10 06.10 04.10 05.11 09.14 04.10 04.10 01.11 04.10	PR: 1LJ PR: 1LJ PR: 1LJ PR: 1LJ PR: 1LJ PR: 1LJ PR: 1LJ PR: 1LJ PR: 1LJ	13.0460-4852.2 24.8190-0014.2	604852 620014	2	24553 15,8 /WE Warnkontakt L=296mm BRE
	3.0 V6 TDI 3.0 V6 TDI 3.0 V6 TDI 3.0 V6 TDI 3.0 V6 TDI 3.0 V6 TSI Hybrid 3.6 V6 FSI 4.2 V8 FSI 4.2 V8 TDI	150 165 176 180 193 245 206 265 250	04.10 06.10 04.10 05.11 09.14 04.10 04.10 01.11 04.10	PR: 1LG,1LJ,1LW PR: 1LG,1LJ,1LW PR: 1LG,1LJ,1LW PR: 1LJ,1LW PR: 1LG,1LJ,1LW PR: 1LG,1LJ,1LW PR: 1LG,1LJ,1LW PR: 1LG,1LJ,1LW PR: 1LG,1LJ,1LW	24.0136-0123.1 24.0136-0124.1	436123 436124	 	360 36,0 34,0 V L +S +B 360 36,0 34,0 V L +S +B
	3.0 V6 TDI 3.0 V6 TDI 3.0 V6 TDI 3.0 V6 TDI 3.0 V6 TDI 3.0 V6 TSI Hybrid 3.6 V6 FSI 4.2 V8 FSI 4.2 V8 TDI	150 165 176 180 193 245 206 265 250	04.10 06.10 04.10 05.11 09.14 04.10 04.10 01.11 04.10	PR: 1LC,1LE PR: 1LC,1LE PR: 1LC,1LE PR: 1LC,1LE PR: 1LC,1LE PR: 1LC,1LE PR: 1LC,1LE PR: 1LC,1LE PR: 1LC,1LE	24.0132-0117.1 24.0132-0118.1	432117 432118	 	330 32,0 30,0 V L +B 330 32,0 30,0 V L +B
	3.0 V6 TDI 3.0 V6 TDI 3.0 V6 TDI 3.0 V6 TDI 3.0 V6 TDI 3.0 V6 TSI Hybrid 3.6 V6 FSI 4.2 V8 FSI 4.2 V8 TDI	150 165 176 180 193 245 206 265 250	04.10 06.10 04.10 05.11 09.14 04.10 04.10 01.11 04.10		24.0711-5403.3	360361	2 	Radsensor
	3.0 V6 TDI 3.0 V6 TDI 3.0 V6 TDI 3.0 V6 TDI 3.0 V6 TDI 3.0 V6 TSI Hybrid 3.6 V6 FSI 4.2 V8 FSI 4.2 V8 TDI	150 165 176 180 193 245 206 265 250	04.10 06.10 04.11 05.11 09.14 04.10 04.10 01.11 04.10	PR: 1KJ,2EG PR: 1KJ,2EG PR: 1KJ,2EG PR: 1KJ,2EG PR: 2EG PR: 1KJ,2EG PR: 1KJ,2EG PR: 1KJ,2EG PR: 1KJ,2EG	24.8190-0015.2	620015	2	Warnkontakt L=138mm
	3.0 V6 TDI 3.0 V6 TDI 3.0 V6 TDI 3.0 V6 TDI 3.0 V6 TDI 3.0 V6 TSI Hybrid 3.6 V6 FSI 4.2 V8 FSI 4.2 V8 TDI	150 165 176 180 193 245 206 265 250	04.10 06.10 04.10 05.11 09.14 04.10 04.10 01.11 04.10	PR: 1KQ PR: 1KQ PR: 1KQ PR: 1KQ PR: 1KQ PR: 1KQ PR: 1KQ PR: 1KQ PR: 1KQ	24.8190-0015.2	620015	2	Warnkontakt L=138mm
	3.0 V6 TDI 3.0 V6 TDI 3.0 V6 TDI 3.0 V6 TDI 3.0 V6 TDI 3.0 V6 TSI Hybrid 3.6 V6 FSI 4.2 V8 FSI 4.2 V8 TDI	150 165 176 180 193 245 206 265 250	04.10 06.10 04.10 05.11 09.14 04.10 04.10 01.11 04.10	PR: 1KJ,1KQ,2EG PR: 1KJ,1KQ,2EG PR: 1KJ,1KQ,2EG PR: 1KJ,1KQ,2EG PR: 1KQ,2EG PR: 1KJ,1KQ,2EG PR: 1KJ,1KQ,2EG PR: 1KJ,1KQ,2EG PR: 1KJ,1KQ,2EG	24.0128-0149.1	428149	elektrische Feststellbremse ¹⁾	330 28,0 26,0 V L +B
	3.0 V6 TDI 3.0 V6 TDI 3.0 V6 TDI 3.0 V6 TDI 3.0 V6 TDI 3.0 V6 TSI Hybrid 3.6 V6 FSI 4.2 V8 FSI 4.2 V8 TDI	150 165 176 180 193 245 206 265 250	04.10 06.10 04.10 05.11 09.14 04.10 04.10 01.11 04.10		24.0711-5403.3	360361	2 	Radsensor
	3.0 V6 TDI 3.0 V6 TDI 3.0 V6 TDI 3.0 V6 TDI 3.0 V6 TDI 3.0 V6 TSI Hybrid 3.6 V6 FSI 4.2 V8 FSI 4.2 V8 TDI	150 165 176 180 193 245 206 265 250	04.10 06.10 04.10 05.11 09.14 04.10 04.10 01.11 04.10		03.0137-3019.2	653019		210 x 30

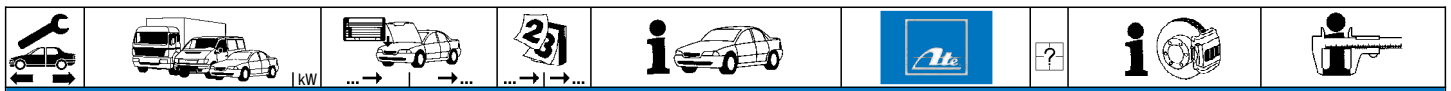
¹⁾ electric parking brake / fr.di stazionamento elettrico / frein à main électrique / freno de mano eléctrico



VOLKSWAGEN TOURAN I (03-15)

	1.2 TSI	77	05.10	PR: 1ZA,1ZD,1ZE,1ZP,1LJ	13.0460-7184.2	607184		23587 20,6 +WK 23587 20,6 +WK	ATE ATE
	1.4 TSI	103	09.06	PR: 1ZA,1ZD,1ZE,1ZP,1LJ	13.0470-7184.2	LD7184			
	1.4 TSI	125	11.06	PR: 1ZA,1ZD,1ZE,1ZP,1LJ					
	1.4 TSI EcoFuel	110	05.09	PR: 1ZA,1ZD,1ZE,1ZP,1LJ					
	1.6	75	07.03	PR: 1ZA,1ZD,1ZE,1ZP,1LJ					
	1.6 FSI	85	02.03	PR: 1ZA,1ZD,1ZE,1ZP,1LJ					
	1.6 TDI		05.10	PR: 1ZA,1ZD,1ZE,1ZP,1LJ					
	1.9 TDI	66	11.04	PR: 1ZA,1ZD,1ZE,1ZP,1LJ					
	1.9 TDI	74	02.03	PR: 1ZA,1ZD,1ZE,1ZP,1LJ					
	1.9 TDI	77	08.03	PR: 1ZA,1ZD,1ZE,1ZP,1LJ					
	2.0 Eco Fuel	80	02.06	PR: 1ZA,1ZD,1ZE,1ZP,1LJ					
	2.0 FSI	85	10.04	PR: 1ZA,1ZD,1ZE,1ZP,1LJ					
	2.0 FSI	110	10.03	PR: 1ZA,1ZD,1ZE,1ZP,1LJ					
	2.0 TDI		08.03	PR: 1ZA,1ZD,1ZE,1ZP,1LJ					
2.0 TDI	81	02.03	PR: 1ZA,1ZD,1ZE,1ZP,1LJ						
2.0 TDI	125	02.06	PR: 1ZA,1ZD,1ZE,1ZP,1LJ						
2.0 TDI	130	01.13	PR: 1ZA,1ZD,1ZE,1ZP,1LJ						
	1.2 TSI	77	05.10	PR: 1ZE,1ZP	24.0125-0145.1	425145		288 25,0 22,0 V L +S +B 288 25,0 22,0 V L +S +B PD	
	1.4 TSI	103	09.06	PR: 1ZE,1ZP	24.0325-0145.1	525145			
	1.4 TSI	125	11.06	PR: 1ZE,1ZP					
	1.4 TSI EcoFuel	110	05.09	PR: 1ZE,1ZP					
	1.6	75	07.03	PR: 1ZE,1ZP					
	1.6 FSI	85	02.03	PR: 1ZE,1ZP					
	1.6 TDI		05.10	PR: 1ZE,1ZP					
	1.9 TDI	66	11.04	PR: 1ZE,1ZP					
	1.9 TDI	74	02.03	PR: 1ZE,1ZP					
	1.9 TDI	77	08.03	PR: 1ZE,1ZP					
	2.0 Eco Fuel	80	02.06	PR: 1ZE,1ZP					
	2.0 FSI	85	10.04	PR: 1ZE,1ZP					
	2.0 FSI	110	10.03	PR: 1ZE,1ZP					
	2.0 TDI		08.03	PR: 1ZE,1ZP					
2.0 TDI	81	02.03	PR: 1ZE,1ZP						
2.0 TDI	125	02.06	PR: 1ZE,1ZP						
2.0 TDI	130	01.13	PR: 1ZE,1ZP						
	1.2 TSI	77	05.10	PR: 1LJ,1ZA,1ZD	24.0125-0158.1	425158		312 25,0 22,0 V L +S +B 312 25,0 22,0 V L +S +B PD	
	1.4 TSI	103	09.06	PR: 1LJ,1ZA,1ZD	24.0325-0158.1	525158			
	1.4 TSI	125	11.06	PR: 1LJ,1ZA,1ZD					
	1.4 TSI EcoFuel	110	05.09	PR: 1LJ,1ZA,1ZD					
	1.6	75	07.03	PR: 1LJ,1ZA,1ZD					
	1.6 FSI	85	02.03	PR: 1LJ,1ZA,1ZD					
	1.6 TDI		05.10	PR: 1LJ,1ZA,1ZD					
	1.9 TDI	66	11.04	PR: 1LJ,1ZA,1ZD					
	1.9 TDI	74	02.03	PR: 1LJ,1ZA,1ZD					
	1.9 TDI	77	08.03	PR: 1LJ,1ZA,1ZD					
	2.0 Eco Fuel	80	02.06	PR: 1LJ,1ZA,1ZD					
	2.0 FSI	85	10.04	PR: 1LJ,1ZA,1ZD					
	2.0 FSI	110	10.03	PR: 1LJ,1ZA,1ZD					
	2.0 TDI		08.03	PR: 1LJ,1ZA,1ZD					
2.0 TDI	81	02.03	PR: 1LJ,1ZA,1ZD						
2.0 TDI	125	02.06	PR: 1LJ,1ZA,1ZD						
2.0 TDI	130	01.13	PR: 1LJ,1ZA,1ZD						
	1.2 TSI	77	05.10		24.0711-5271.3	360301		Radsensor Radsensor	
	1.4 TSI	103	09.06		24.0711-5272.3	360302			
	1.4 TSI	125	11.06						
	1.4 TSI EcoFuel	110	05.09						
	1.6	75	07.03						
	1.6 FSI	85	02.03						
	1.6 TDI		05.10						
	1.9 TDI	66	11.04						
	1.9 TDI	74	02.03						
	1.9 TDI	77	08.03						
	2.0 Eco Fuel	80	02.06						
	2.0 FSI	85	10.04						
	2.0 FSI	110	10.03						
	2.0 TDI		08.03						
2.0 TDI	81	02.03							
2.0 TDI	125	02.06							
2.0 TDI	130	01.13							
	1.2 TSI	77	05.10	PR: 1KE,1KF,1KJ	13.0460-2880.2	602880		23914 17,1 /WE/Zub/S 23914 17,1 /WE/Zub/S Belagsatz-Zubehör	LUC LUC
	1.4 TSI	103	09.06	PR: 1KE,1KF,1KJ	13.0470-2880.2	LD2880			
	1.4 TSI	125	11.06	PR: 1KE,1KF,1KJ	13.0460-0259.2	610259			
	1.4 TSI EcoFuel	110	05.09	PR: 1KE,1KF,1KJ					
	1.6	75	07.03	PR: 1KE,1KF,1KJ					
	1.6 FSI	85	02.03	PR: 1KE,1KF,1KJ					
	1.6 TDI		05.10	PR: 1KE,1KF,1KJ					
	1.9 TDI	66	11.04	PR: 1KE,1KF,1KJ					
	1.9 TDI	74	02.03	PR: 1KE,1KF,1KJ					
	1.9 TDI	77	08.03	PR: 1KE,1KF,1KJ					
	2.0 Eco Fuel	80	02.06	PR: 1KE,1KF,1KJ					
	2.0 FSI	85	10.04	PR: 1KE,1KF,1KJ					
	2.0 FSI	110	10.03	PR: 1KE,1KF,1KJ					
	2.0 TDI		08.03	PR: 1KE,1KF,1KJ					
2.0 TDI	81	02.03	PR: 1KE,1KF,1KJ						
2.0 TDI	125	02.06	PR: 1KE,1KF,1KJ						
	1.2 TSI	77	05.10	PR: 1KS	13.0460-3858.2	603858		24563 17,7 /Zub/S 24563 17,7 /Zub/S	BOS BOS
	1.4 TSI	103	09.06	PR: 1KS	13.0470-3858.2	LD3858			
	1.4 TSI	125	11.06	PR: 1KS					

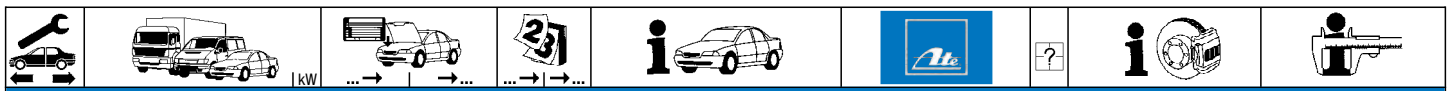




VOLKSWAGEN TOURAN I (03-15)

	1.4 TSI EcoFuel	110	05.09	PR: 1KS	13.0460-3858.2	603858		24563 17,7 /Zub/S	BOS
	1.6	75	07.03	PR: 1KS	13.0470-3858.2	LD3858		24563 17,7 /Zub/S	BOS
	1.6 FSI	85	02.03	PR: 1KS					
	1.6 TDI		05.10	PR: 1KS					
	1.9 TDI	66	11.04	PR: 1KS					
	1.9 TDI	74	02.03	PR: 1KS					
	1.9 TDI	77	08.03	PR: 1KS					
	2.0 Eco Fuel	80	02.06	PR: 1KS					
	2.0 FSI	85	10.04	PR: 1KS					
	2.0 FSI	110	10.03	PR: 1KS					
	2.0 TDI		08.03	PR: 1KS					
	2.0 TDI	81	02.03	PR: 1KS					
	2.0 TDI	125	02.06	PR: 1KS					
2.0 TDI	130	01.13							
	1.2 TSI	77	05.10	PR: 1KE,1KF	24.0112-0158.1	412158		256 12,0 10,0 +B	
	1.4 TSI	103	09.06	PR: 1KE,1KF	24.0312-0158.1	512158		256 12,0 10,0 +B PD	
	1.4 TSI	125	11.06	PR: 1KE,1KF					
	1.4 TSI EcoFuel	110	05.09	PR: 1KE,1KF					
	1.6	75	07.03	PR: 1KE,1KF					
	1.6 FSI	85	02.03	PR: 1KE,1KF					
	1.6 TDI		05.10	PR: 1KE,1KF					
	1.9 TDI	66	11.04	PR: 1KE,1KF					
	1.9 TDI	74	02.03	PR: 1KE,1KF					
	1.9 TDI	77	08.03	PR: 1KE,1KF					
	2.0 Eco Fuel	80	02.06	PR: 1KE,1KF					
	2.0 FSI	85	10.04	PR: 1KE,1KF					
	2.0 FSI	110	10.03	PR: 1KE,1KF					
2.0 TDI		08.03	PR: 1KE,1KF						
2.0 TDI	81	02.03	PR: 1KE,1KF						
2.0 TDI	125	02.06	PR: 1KE,1KF						
2.0 TDI	125	02.06							
	1.2 TSI	77	05.10	PR: 1KJ	24.0112-0169.1	412169		282 12,0 10,0 +S +B	
	1.4 TSI	103	09.06	PR: 1KJ					
	1.4 TSI	125	11.06	PR: 1KJ					
	1.4 TSI EcoFuel	110	05.09	PR: 1KJ					
	1.6	75	07.03	PR: 1KJ					
	1.6 FSI	85	02.03	PR: 1KJ					
	1.6 TDI		05.10	PR: 1KJ					
	1.9 TDI	66	11.04	PR: 1KJ					
	1.9 TDI	74	02.03	PR: 1KJ					
	1.9 TDI	77	08.03	PR: 1KJ					
	2.0 Eco Fuel	80	02.06	PR: 1KJ					
	2.0 FSI	85	10.04	PR: 1KJ					
	2.0 FSI	110	10.03	PR: 1KJ					
2.0 TDI		08.03	PR: 1KJ						
2.0 TDI	81	02.03	PR: 1KJ						
2.0 TDI	125	02.06	PR: 1KJ						
2.0 TDI	125	02.06							
	1.2 TSI	77	05.10	PR: 1KS	24.0110-0356.1	410356		272 9,7 8,0 +S +B	
	1.4 TSI	103	09.06	PR: 1KS					
	1.4 TSI	125	11.06	PR: 1KS					
	1.4 TSI EcoFuel	110	05.09	PR: 1KS					
	1.6	75	07.03	PR: 1KS					
	1.6 FSI	85	02.03	PR: 1KS					
	1.6 TDI		05.10	PR: 1KS					
	1.9 TDI	66	11.04	PR: 1KS					
	1.9 TDI	74	02.03	PR: 1KS					
	1.9 TDI	77	08.03	PR: 1KS					
	2.0 Eco Fuel	80	02.06	PR: 1KS					
	2.0 FSI	85	10.04	PR: 1KS					
	2.0 FSI	110	10.03	PR: 1KS					
2.0 TDI		08.03	PR: 1KS						
2.0 TDI	81	02.03	PR: 1KS						
2.0 TDI	125	02.06	PR: 1KS						
2.0 TDI	130	01.13							
	1.2 TSI	77	05.10	- Parkassistent ¹⁾	24.0711-6231.3	360305		Radsensor	
	1.4 TSI	103	09.06	- Parkassistent ¹⁾	24.0711-6232.3	360306		Radsensor	
	1.4 TSI	125	11.06	- Parkassistent ¹⁾					
	1.4 TSI EcoFuel	110	05.09	- Parkassistent ¹⁾					
	1.6	75	07.03	- Parkassistent ¹⁾					
	1.6 FSI	85	02.03	- Parkassistent ¹⁾					
	1.6 TDI		05.10	- Parkassistent ¹⁾					
	1.9 TDI	66	11.04	- Parkassistent ¹⁾					
	1.9 TDI	74	02.03	- Parkassistent ¹⁾					
	1.9 TDI	77	08.03	- Parkassistent ¹⁾					
	2.0 Eco Fuel	80	02.06	- Parkassistent ¹⁾					
	2.0 FSI	85	10.04	- Parkassistent ¹⁾					
	2.0 FSI	110	10.03	- Parkassistent ¹⁾					
2.0 TDI		08.03	- Parkassistent ¹⁾						
2.0 TDI	81	02.03	- Parkassistent ¹⁾						
2.0 TDI	125	02.06	- Parkassistent ¹⁾						
2.0 TDI	130	01.13	- Parkassistent ¹⁾						
	1.2 TSI	77	05.10	+ Parkassistent ²⁾	24.0711-6335.3	360365		Radsensor	
	1.4 TSI	103	09.06	+ Parkassistent ²⁾	24.0711-6336.3	360366		Radsensor	
	1.4 TSI	125	11.06	+ Parkassistent ²⁾					
	1.4 TSI EcoFuel	110	05.09	+ Parkassistent ²⁾					
	1.6	75	07.03	+ Parkassistent ²⁾					
	1.6 TDI	85	02.03	+ Parkassistent ²⁾					

¹⁾ - parking assistant / - assistente di parcheggio / - assistance au stationnement / - asistente de aparcamiento
²⁾ + parking assistant / + assistente di parcheggio / + assistance au stationnement / + asistente de aparcamiento



VOLKSWAGEN TOURAN I (03-15)

	1.9 TDI	66		11.04	+ Parkassistent ¹⁾	24.0711-6335.3	360365				
	1.9 TDI	74		02.03	+ Parkassistent ¹⁾	24.0711-6336.3	360366				Radsensor
	1.9 TDI	77		08.03	+ Parkassistent ¹⁾						Radsensor
	2.0 Eco Fuel	80		02.06	+ Parkassistent ¹⁾						
	2.0 FSI	85		10.04	+ Parkassistent ¹⁾						
	2.0 FSI	110		10.03	+ Parkassistent ¹⁾						
	2.0 TDI			08.03	+ Parkassistent ¹⁾						
	2.0 TDI	81		02.03	+ Parkassistent ¹⁾						
	2.0 TDI	125		02.06	+ Parkassistent ¹⁾						
	2.0 TDI	130		01.13	+ Parkassistent ¹⁾						

VOLKSWAGEN TOURAN II (15-)

	1.2 TSI	81		09.15	PR: 1ZA,1ZD	13.0460-2785.2	602785				25683 20,4 +/-WK/S LUC
	1.4 TSI	110		09.15	PR: 1ZA,1ZD	24.8190-0065.2	620065				Warnkontakt L=172mm
	1.6 TDI	81		09.15	PR: 1ZA,1ZD						
	2.0 TDI	110		09.15	PR: 1ZA,1ZD						
	1.2 TSI	81		09.15	PR: 1ZA,1ZD	24.0125-0158.1	425158				312 25,0 22,0 V L +S +B
	1.4 TSI	110		09.15	PR: 1ZA,1ZD						
	1.6 TDI	81		09.15	PR: 1ZA,1ZD						
	2.0 TDI	110		09.15	PR: 1ZA,1ZD						
	1.2 TSI	81		09.15		24.0711-5273.3	360303				Radsensor
	1.4 TSI	110		09.15		24.0711-5274.3	360304				Radsensor
	1.6 TDI	81		09.15							
	2.0 TDI	110		09.15							
	1.2 TSI	81		09.15	PR: 1KE	24.0110-0356.1	410356			elektrische Feststellbremse ²⁾	272 9,7 8,0 +S +B
	1.4 TSI	110		09.15	PR: 1KE						
	1.6 TDI	81		09.15	PR: 1KE						
	2.0 TDI	110		09.15	PR: 1KE						
	1.2 TSI	81		09.15		24.0711-6337.3	360390				Radsensor
	1.4 TSI	110		09.15							
	1.6 TDI	81		09.15							
	2.0 TDI	110		09.15							

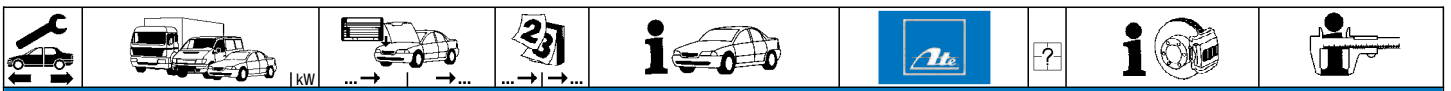
VOLKSWAGEN TRANSPORTER (T4) (90-03)

	1.8			12.90	07.92 PR: 1LA	13.0460-2972.2	602972				20124 18,9 /S LUC
	1.9 D			07.90	04.96 PR: 1LA						
	1.9 TD			10.92	04.96 PR: 1LA						
	2.0			07.90	04.96 PR: 1LA						
	2.4 D			07.90	04.96 PR: 1LA						
	2.5			10.90	04.96 PR: 1LA						
	2.5 TDI			09.95	04.96 PR: 1LA						
	1.9 D	70-P-160001	70-X-250000		PR: 1LP	13.0460-2982.2	602982				21479 19,2 /S LUC
	1.9 TD	70-P-160001	70-X-250000		PR: 1LP						
	2.0	70-P-160001	70-X-250000		PR: 1LP						
	2.4 D	70-P-160001	70-X-250000		PR: 1LP						
	2.4 D Syncro	70-P-160001	70-X-250000	11.92	PR: 1LP						
	2.5	70-P-160001	70-X-250000		PR: 1LP						
	2.5 Syncro		70-X-250000	11.92	PR: 1LP						
	2.5 TDI		70-X-250000	09.95	PR: 1LP						
	2.5 TDI Syncro		70-X-250000	09.95	PR: 1LP						
	2.8		70-X-250000	11.95	PR: 1LP						
	1.9 D	70-Y-000001		09.03	PR: 1LP	13.0460-2838.2	602838				21479 19,2 +/-WK/S LUC
	1.9 TD	70-Y-000001		09.03	PR: 1LP						
	2.0	70-Y-000001		09.03	PR: 1LP						
	2.4 D	70-Y-000001		09.03	PR: 1LP						
	2.4 D Syncro	70-Y-000001		09.03	PR: 1LP						
	2.5	70-Y-000001		09.03	PR: 1LP						
	2.5 Syncro	70-Y-000001		09.03	PR: 1LP						
	2.5 TDI	70-Y-000001		09.03	PR: 1LP						
	2.5 TDI Syncro	70-Y-000001		09.03	PR: 1LP						
	2.8	70-Y-000001		09.03	PR: 1LP						
	1.9 D		70-X-250000	07.90	PR: 1LE	13.0460-2973.2	602973				21635 18,0 + Belagsatz-Zubehör LUC
	1.9 TD		70-X-250000	10.92	PR: 1LE	13.0460-0286.2	610286				
	2.0		70-X-250000	07.90	PR: 1LE						
	2.4 D		70-X-250000	07.90	PR: 1LE						
	2.4 D Syncro		70-X-250000	11.92	PR: 1LE						
	2.5		70-X-250000	10.90	PR: 1LE						
	2.5 Syncro		70-X-250000	11.92	PR: 1LE						
	2.5 TDI		70-X-250000	09.95	PR: 1LE						
	2.5 TDI Syncro		70-X-250000	09.95	PR: 1LE						
	2.8		70-X-250000	11.95	PR: 1LE						
	1.9 D	70-Y-000001		09.03	PR: 1LE	13.0460-2839.2	602839				23176 18,7 +/-WK LUC
	1.9 TD	70-Y-000001		09.03	PR: 1LE	13.0460-0286.2	610286				Belagsatz-Zubehör
	2.0	70-Y-000001		09.03	PR: 1LE						
	2.4 D	70-Y-000001		09.03	PR: 1LE						
	2.4 D Syncro	70-Y-000001		09.03	PR: 1LE						
	2.5	70-Y-000001		09.03	PR: 1LE						
	2.5 Syncro	70-Y-000001		09.03	PR: 1LE						
	2.5 TDI	70-Y-000001		09.03	PR: 1LE						
	2.5 TDI Syncro	70-Y-000001		09.03	PR: 1LE						
	2.8	70-Y-000001		09.03	PR: 1LE						
	1.9 D		70-X-250000	05.96	PR: 1LU	13.0460-7102.2	607102				21883 19,8 + ATE
	1.9 TD		70-X-250000	05.96	PR: 1LU						
	2.0		70-X-250000	05.96	PR: 1LU						
	2.4 D		70-X-250000	05.96	PR: 1LU						
	2.4 D Syncro		70-X-250000	07.95	PR: 1LU						

¹⁾ + parking assistant / + assistente di parcheggio / + assistance au stationnement / + asistente de aparcamiento

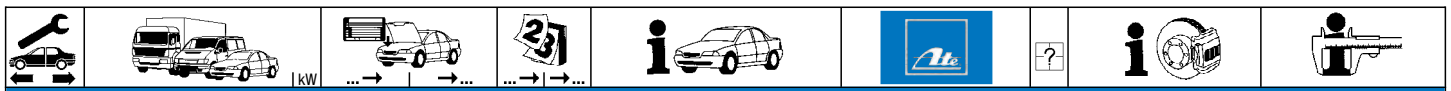
²⁾ electric parking brake / fr.di.stazionamento elettrico / frein à main électrique / freno de mano eléctrico





VOLKSWAGEN TRANSPORTER (T4) (90-03)

	2.5 2.5 Syncro 2.5 TDI 2.5 TDI Syncro 2.8		70-X-250000 70-X-250000 70-X-250000 70-X-250000 70-X-250000	05.96 07.95 05.96 09.95 11.95	PR: 1LU PR: 1LU PR: 1LU PR: 1LU PR: 1LU	13.0460-7102.2 607102		21883 19,8 +	ATE
	1.9 D 1.9 TD 2.0 2.4 D 2.4 D Syncro 2.5 2.5 Syncro 2.5 TDI 2.5 TDI Syncro 2.8	70-Y-000001 70-Y-000001 70-Y-000001 70-Y-000001 70-Y-000001 70-Y-000001 70-Y-000001 70-Y-000001 70-Y-000001 70-Y-000001		09.03 09.03 09.03 09.03 09.03 09.03 09.03 09.03 09.03 09.03	PR: 1LU PR: 1LU PR: 1LU PR: 1LU PR: 1LU PR: 1LU PR: 1LU PR: 1LU PR: 1LU PR: 1LU	13.0460-7124.2 607124		21885 20,4 +/WK	ATE
	1.9 D 1.9 TD 2.0 2.4 D 2.5 2.5 TDI 2.8		70-1-000954 70-1-000954 70-1-000954 70-1-000954 70-1-000954 70-1-000954 70-1-000954	05.97 05.97 05.97 05.97 05.97 05.97 05.97	PR: 1LB PR: 1LB PR: 1LB PR: 1LB PR: 1LB PR: 1LB PR: 1LB	13.0460-7123.2 607123		23034 18,8 +/WK	ATE
	1.9 D 1.9 TD 2.0 2.4 D 2.4 D Syncro 2.5 2.5 Syncro 2.5 TDI 2.5 TDI Syncro 2.8	70-1-000955 70-1-000955 70-1-000955 70-1-000955 70-1-000955 70-1-000955 70-1-000955 70-1-000955 70-1-000955 70-1-000955		09.03 09.03 09.03 09.03 09.03 09.03 09.03 09.03 09.03 09.03	PR: 1LB PR: 1LB PR: 1LB PR: 1LB PR: 1LB PR: 1LB PR: 1LB PR: 1LB PR: 1LB PR: 1LB	13.0460-7153.2 607153		23269 19,8 +/WK	ATE
	1.8 1.9 D 1.9 TD 2.0 2.4 D 2.5 2.5 TDI			12.90 07.90 10.92 07.90 07.90 10.90 09.95	07.92 04.96 04.96 04.96 04.96 04.96 04.96	PR: 1LA PR: 1LA PR: 1LA PR: 1LA PR: 1LA PR: 1LA PR: 1LA	24.0116-0108.1 416108		260 16,0 13,0
	1.9 D 1.9 TD 2.0 2.4 D 2.4 D Syncro 2.5 2.5 Syncro 2.5 TDI 2.5 TDI Syncro	70-P-160001 70-P-160001 70-P-160001 70-P-160001 70-P-160001		04.96 04.96 04.96 04.96 11.92 04.96 11.92 09.95 09.95	PR: 1LP PR: 1LP PR: 1LP PR: 1LP PR: 1LP PR: 1LP PR: 1LP PR: 1LP PR: 1LP	24.0118-0105.1 418105		282 18,0 15,0 +B	
	1.9 D 1.9 TD 2.0 2.4 D 2.4 D Syncro 2.5 2.5 Syncro 2.5 TDI 2.5 TDI Syncro 2.8			05.96 05.96 05.96 05.96 05.96 05.96 05.96 05.96 05.96 11.95	09.03 09.03 09.03 09.03 09.03 09.03 09.03 09.03 09.03 09.03	PR: 1LP PR: 1LP PR: 1LP PR: 1LP PR: 1LP PR: 1LP PR: 1LP PR: 1LP PR: 1LP PR: 1LP	24.0118-0111.1 418111		282 18,0 15,0 L +S +B
	1.9 D 1.9 TD 2.0 2.4 D 2.4 D Syncro 2.5 2.5 Syncro 2.5 TDI			07.90 10.92 07.90 07.90 11.92 10.90 11.92 09.95	04.96 04.96 04.96 04.96 06.95 04.96 06.95 04.96	PR: 1LE,1LU PR: 1LE,1LU PR: 1LE,1LU PR: 1LE,1LU PR: 1LE,1LU PR: 1LE,1LU PR: 1LE,1LU PR: 1LE,1LU	24.0124-0118.1 424118		280 24,0 20,0 V L +B
	1.9 D 1.9 TD 2.0 2.4 D 2.4 D Syncro 2.5 2.5 Syncro 2.5 TDI 2.5 TDI Syncro 2.8			05.96 05.96 05.96 07.95 05.96 07.95 05.96 09.95 11.95	09.03 09.03 09.03 09.03 09.03 09.03 09.03 09.03 09.03 09.03	PR: 1LE,1LU PR: 1LE,1LU PR: 1LE,1LU PR: 1LE,1LU PR: 1LE,1LU PR: 1LE,1LU PR: 1LE,1LU PR: 1LE,1LU PR: 1LE,1LU PR: 1LE,1LU	24.0124-0128.1 424128		280 24,0 20,0 V L +S +B
	1.9 D 1.9 TD 2.0 2.4 D 2.5 2.5 TDI 2.8		70-1-000954 70-1-000954 70-1-000954 70-1-000954 70-1-000954 70-1-000954	05.97 05.97 05.97 05.97 05.97 05.97	PR: 1LB PR: 1LB PR: 1LB PR: 1LB PR: 1LB PR: 1LB	24.0126-0115.1 426115		300 26,0 22,0 V L +B	
	1.9 D 1.9 TD 2.0	70-1-000955 70-1-000955 70-1-000955		09.03 09.03 09.03	PR: 1LB PR: 1LB PR: 1LB	24.0126-0119.1 426119		313 25,9 22,0 V L +B	



VOLKSWAGEN TRANSPORTER (T4) (90-03)

	2.4 D 2.4 D Syncro 2.5 2.5 Syncro 2.5 TDI 2.5 TDI Syncro 2.8	70-1-000955 70-1-000955 70-1-000955 70-1-000955	07.95 07.95 09.95	09.03 PR: 1LB 09.03 PR: 1LB 09.03 PR: 1LB 09.03 PR: 1LB 09.03 PR: 1LB 09.03 PR: 1LB	24.0126-0119.1 426119		313 25,9 22,0 VL +B
	1.9 D 1.9 TD 2.0 2.4 D 2.4 D Syncro 2.5 2.5 Syncro 2.5 TDI 2.5 TDI Syncro 2.8	70-T-200000 70-T-200000 70-T-200000 70-T-200000 70-T-200000 70-T-200000 70-T-200000 70-T-200000 70-T-200000 70-T-200000		09.03 PR: 2E2 09.03 PR: 2E2 09.03 PR: 2E2 09.03 PR: 2E2 09.03 PR: 2E2 09.03 PR: 2E2 09.03 PR: 2E2 09.03 PR: 2E2 09.03 PR: 2E2 09.03 PR: 2E2	13.0460-2874.2 602874 13.0460-0225.2 610225		23224 16,5 +/-WK/Zub/S LUC Belagsatz-Zubehör
	1.9 D 1.9 TD 2.0 2.4 D 2.4 D Syncro 2.5 2.5 Syncro 2.5 TDI 2.5 TDI Syncro 2.8		05.97 05.97 05.97 05.97 05.97 05.97 05.97 05.97 05.97 05.97	09.03 PR: 2E3 09.03 PR: 2E3 09.03 PR: 2E3 09.03 PR: 2E3 09.03 PR: 2E3 09.03 PR: 2E3 09.03 PR: 2E3 09.03 PR: 2E3 09.03 PR: 2E3 09.03 PR: 2E3	13.0460-2872.2 602872 13.0460-0225.2 610225		23446 16,5 +/-WK/Zub/S LUC Belagsatz-Zubehör
	1.9 D 1.9 TD 2.0 2.4 D 2.4 D Syncro 2.5 2.5 Syncro 2.5 TDI 2.5 TDI Syncro 2.8	70-T-200000 70-T-200000 70-T-200000 70-T-200000 70-T-200000 70-T-200000 70-T-200000	05.96 05.96 05.96	09.03 PR: 2E2 09.03 PR: 2E2 09.03 PR: 2E2 09.03 PR: 2E2 09.03 PR: 2E2 09.03 PR: 2E2 09.03 PR: 2E2	24.0112-0138.1 412138		280 12,0 10,0 +S +B
	1.9 D 1.9 TD 2.0 2.4 D 2.4 D Syncro 2.5 2.5 Syncro 2.5 TDI 2.5 TDI Syncro 2.8		05.97 05.97 05.97 05.97 05.97 05.97 05.97 05.97 05.97 05.97	09.03 PR: 2E3 09.03 PR: 2E3 09.03 PR: 2E3 09.03 PR: 2E3 09.03 PR: 2E3 09.03 PR: 2E3 09.03 PR: 2E3 09.03 PR: 2E3 09.03 PR: 2E3 09.03 PR: 2E3	24.0113-0194.1 413194		294 13,5 11,5 +B
	1.8 1.9 D 1.9 TD 2.0 2.4 D 2.4 D Syncro 2.5 2.5 Syncro 2.5 TDI 2.5 TDI Syncro	70-T-199999 70-T-199999 70-T-199999 70-T-199999 70-T-199999 70-T-199999 70-T-199999 70-T-199999 70-T-199999 70-T-199999	12.90 07.90 10.92 07.90 07.90 11.92 10.90 11.92 09.95 09.95	07.92	03.0137-0256.2 650256 03.0137-9156.2 669156		268 x 56 HEB Bremsbacken-Zubehör
	1.8 1.9 D 1.9 TD 2.0 2.4 D 2.4 D Syncro 2.5 2.5 Syncro 2.5 TDI 2.5 TDI Syncro	70-T-199999 70-T-199999 70-T-199999 70-T-199999 70-T-199999 70-T-199999 70-T-199999 70-T-199999 70-T-199999 70-T-199999	12.90 07.90 10.92 07.90 07.90 11.92 10.90 11.92 09.95 09.95	07.92	24.0226-8001.1 480051		268/269,5 x 63,5
	1.8 1.9 D 1.9 TD 2.0 2.4 D 2.4 D Syncro 2.5 2.5 Syncro 2.5 TDI 2.5 TDI Syncro	70-T-199999 70-T-199999 70-T-199999 70-T-199999 70-T-199999 70-T-199999 70-T-199999 70-T-199999 70-T-199999 70-T-199999	12.90 07.90 10.92 07.90 11.92 10.90 11.92 09.95 09.95	07.92	03.0420-3420.3 683420		20,64/268x56 Kit BDX

VOLKSWAGEN TRANSPORTER (T5) BUS / MULTIVAN / KASTEN (03-)

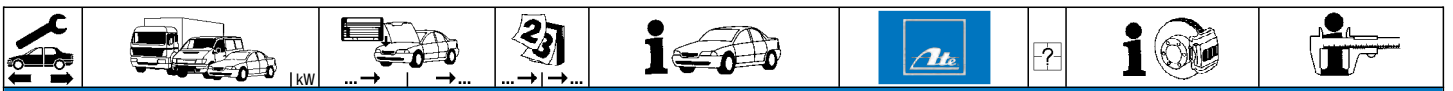
	1.9 TDI 1.9 TDI 1.9 TDI 1.9 TDI 2.0 2.0 BITDI 2.0 BITDI 4motion	62 63 75 77 132 132	01.06 04.03 06.06 04.03 06.03 09.09 09.09	PR: 2E3 PR: 2E3 PR: 2E3 PR: 2E3 PR: 2E3 PR: 2E3 PR: 2E3	13.0460-7236.2 607236		23746 19,7 +/-WK ATE
--	---	------------------------------------	---	---	-----------------------	--	-----------------------------





VOLKSWAGEN TRANSPORTER (T5) BUS / MULTIVAN / KASTEN (03-)

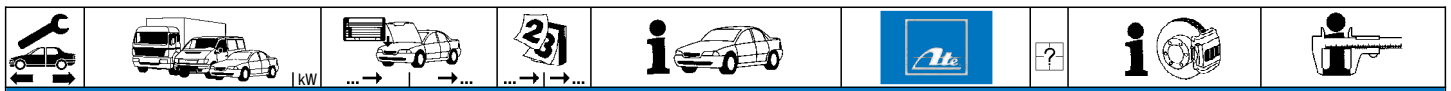
	2.0 TDI	62		09.09	PR: 2E3	13.0460-7236.2	607236		23746 19,7 +WK	ATE
	2.0 TDI	75		09.09	PR: 2E3					
	2.0 TDI	84		05.11	PR: 2E3					
	2.0 TDI	100		05.10	PR: 2E3					
	2.0 TDI	103		09.09	PR: 2E3					
	2.0 TDI 4motion	100		05.10	PR: 2E3					
	2.0 TDI 4motion	103		09.09	PR: 2E3					
	2.0 TSI			05.11	PR: 2E3					
	2.0 TSI 4motion	150		07.11	PR: 2E3					
	2.5 TDI			02.03	PR: 2E3					
	2.5 TDI	96		02.03	PR: 2E3					
	2.5 TDI 4motion	96		07.04	PR: 2E3					
	2.5 TDI 4motion	128		07.04	PR: 2E3					
	3.2 V6			02.03	PR: 2E3					
3.2 V6 4motion			07.04	PR: 2E3						
	1.9 TDI	62	7H-A-050000	01.06	PR: 2E4	13.0460-7240.2	607240		23746 18,1 +WK	ATE
	1.9 TDI	63	7H-A-050000	04.03	PR: 2E4					
	1.9 TDI	75	7H-A-050000	06.06	PR: 2E4					
	1.9 TDI	77	7H-A-050000	04.03	PR: 2E4					
	2.0		7H-A-050000	06.03	PR: 2E4					
	2.0 BiTDI	132	7H-A-050000	09.09	PR: 2E4					
	2.0 BiTDI 4motion	132	7H-A-050000	09.09	PR: 2E4					
	2.0 TDI	62	7H-A-050000	09.09	PR: 2E4					
	2.0 TDI	75	7H-A-050000	09.09	PR: 2E4					
	2.0 TDI	103	7H-A-050000	09.09	PR: 2E4					
	2.0 TDI 4motion	103	7H-A-050000	09.09	PR: 2E4					
	2.5 TDI		7H-A-050000	02.03	PR: 2E4					
	2.5 TDI	96	7H-A-050000	02.03	PR: 2E4					
	2.5 TDI 4motion	96	7H-A-050000	07.04	PR: 2E4					
2.5 TDI 4motion	128	7H-A-050000	07.04	PR: 2E4						
3.2 V6		7H-A-050000	02.03	PR: 2E4						
3.2 V6 4motion		7H-A-050000	07.04	PR: 2E4						
	1.9 TDI	62		01.06	PR: 2E3	24.0130-0114.1	430114		308 29,5 25,5 VL +B	
	1.9 TDI	63		04.03	PR: 2E3					
	1.9 TDI	75		06.06	PR: 2E3					
	1.9 TDI	77		04.03	PR: 2E3					
	2.0			06.03	PR: 2E3					
	2.0 BiTDI	132		09.09	PR: 2E3					
	2.0 BiTDI 4motion	132		09.09	PR: 2E3					
	2.0 TDI	62		09.09	PR: 2E3					
	2.0 TDI	75		09.09	PR: 2E3					
	2.0 TDI	84		05.11	PR: 2E3					
	2.0 TDI	100		05.10	PR: 2E3					
	2.0 TDI	103		09.09	PR: 2E3					
	2.0 TDI 4motion	100		05.10	PR: 2E3					
	2.0 TDI 4motion	103		09.09	PR: 2E3					
2.0 TSI			05.11	PR: 2E3						
2.0 TSI 4motion	150		07.11	PR: 2E3						
2.5 TDI			02.03	PR: 2E3						
2.5 TDI	96		02.03	PR: 2E3						
2.5 TDI 4motion	96		07.04	PR: 2E3						
2.5 TDI 4motion	128		07.04	PR: 2E3						
3.2 V6			02.03	PR: 2E3						
3.2 V6 4motion			07.04	PR: 2E3						
	1.9 TDI	62	7H-A-050000	01.06	PR: 2E4	24.0132-0116.1	432116		333 32,5 28,5 VL +B	
	1.9 TDI	63	7H-A-050000	04.03	PR: 2E4					
	1.9 TDI	75	7H-A-050000	06.06	PR: 2E4					
	1.9 TDI	77	7H-A-050000	04.03	PR: 2E4					
	2.0		7H-A-050000	06.03	PR: 2E4					
	2.0 BiTDI	132	7H-A-050000	09.09	PR: 2E4					
	2.0 BiTDI 4motion	132	7H-A-050000	09.09	PR: 2E4					
	2.0 TDI	62	7H-A-050000	09.09	PR: 2E4					
	2.0 TDI	75	7H-A-050000	09.09	PR: 2E4					
	2.0 TDI	103	7H-A-050000	09.09	PR: 2E4					
	2.0 TDI 4motion	103	7H-A-050000	09.09	PR: 2E4					
	2.5 TDI		7H-A-050000	02.03	PR: 2E4					
	2.5 TDI	96	7H-A-050000	02.03	PR: 2E4					
	2.5 TDI 4motion	96	7H-A-050000	07.04	PR: 2E4					
2.5 TDI 4motion	128	7H-A-050000	07.04	PR: 2E4						
3.2 V6		7H-A-050000	02.03	PR: 2E4						
3.2 V6 4motion		7H-A-050000	07.04	PR: 2E4						
	1.9 TDI	62	7H-A-200001		PR: 2E4	24.0133-0100.1	433100		340 32,6 29,5 VL +S +B	
	1.9 TDI	63	7H-A-200001		PR: 2E4					
	1.9 TDI	75	7H-A-200001		PR: 2E4					
	1.9 TDI	77	7H-A-200001		PR: 2E4					
	2.0		7H-A-200001		PR: 2E4					
	2.0 BiTDI	132	7H-A-200001		PR: 2E4					
	2.0 BiTDI 4motion	132	7H-A-200001		PR: 2E4					
	2.0 TDI	62	7H-A-200001		PR: 2E4					
	2.0 TDI	75	7H-A-200001		PR: 2E4					
	2.0 TDI	84		05.11	PR: 2E4					
	2.0 TDI	100	7H-A-200001		PR: 2E4					
	2.0 TDI	103	7H-A-200001		PR: 2E4					
	2.0 TDI 4motion	100	7H-A-200001		PR: 2E4					
	2.0 TDI 4motion	103	7H-A-200001		PR: 2E4					
2.0 TSI			05.11	PR: 2E4						
2.0 TSI 4motion	150		07.11	PR: 2E4						



VOLKSWAGEN TRANSPORTER (T5) BUS / MULTIVAN / KASTEN (03-)

	2.5 TDI 2.5 TDI 2.5 TDI 4motion 2.5 TDI 4motion 3.2 V6 3.2 V6 4motion	7H-A-200001 96 7H-A-200001 96 7H-A-200001 128 7H-A-200001 7H-A-200001 7H-A-200001		PR: 2E4 PR: 2E4 PR: 2E4 PR: 2E4 PR: 2E4 PR: 2E4	24.0133-0100.1 433100		340 32,6 29,5 VL +S +B
	1.9 TDI 1.9 TDI 1.9 TDI 1.9 TDI 2.0 2.0 BiTDI 2.0 BiTDI 4motion 2.0 TDI 2.0 TDI 2.0 TDI 2.0 TDI 2.0 TDI 2.0 TDI 2.0 TDI 4motion 2.0 TDI 4motion 2.0 TDI 4motion 2.0 TSI 2.0 TSI 4motion 2.5 TDI 2.5 TDI 2.5 TDI 4motion 2.5 TDI 4motion 3.2 V6 3.2 V6 4motion	62 63 75 77 132 132 62 75 84 100 103 100 100 103 150 96 96 128 96 96 128	01.06 04.03 06.06 04.03 06.03 09.09 09.09 09.09 05.11 05.10 09.09 05.10 09.09 05.11 07.11 02.03 02.03 07.04 07.04 02.03 07.04		24.0711-5271.3 24.0711-5272.3 360301 360302		Radsensor Radsensor
	1.9 TDI 1.9 TDI 2.0 2.5 TDI 2.5 TDI 2.5 TDI 4motion 2.5 TDI 4motion 3.2 V6 3.2 V6 4motion	63 77 96 96 128	7H-5-120000 7H-5-120000 7H-5-120000 7H-5-120000 7H-5-120000 7H-5-120000 7H-5-120000 7H-5-120000 7H-5-120000	04.03 04.03 06.03 02.03 02.03 07.04 07.04 02.03 07.04	PR: OWL,OWN,OWM,OWP,OWQ PR: OWL,OWN,OWM,OWP,OWQ PR: OWL,OWN,OWM,OWP,OWQ PR: OWL,OWN,OWM,OWP,OWQ PR: OWL,OWN,OWM,OWP,OWQ PR: OWL,OWN,OWM,OWP,OWQ PR: OWL,OWN,OWM,OWP,OWQ PR: OWL,OWN,OWM,OWP,OWQ PR: OWL,OWN,OWM,OWP,OWQ	13.0460-2882.2 13.0460-0023.2 602882 610023	23326 17,4 /WK/Zub/S Belagsatz-Zubehör
	1.9 TDI 1.9 TDI 1.9 TDI 1.9 TDI 2.0 2.0 BiTDI 2.0 BiTDI 4motion 2.0 TDI 2.0 TDI 2.0 TDI 2.0 TDI 4motion 2.5 TDI 2.5 TDI 2.5 TDI 4motion 2.5 TDI 4motion 3.2 V6 3.2 V6 4motion	62 7H-6-000001 63 7H-6-000001 75 7H-6-000001 77 7H-6-000001 132 7H-6-000001 132 7H-6-000001 62 7H-6-000001 75 7H-6-000001 103 7H-6-000001 103 7H-6-000001 96 7H-6-000001 96 7H-6-000001 128 7H-6-000001 96 7H-6-000001 96 7H-6-000001 128 7H-6-000001 7H-6-000001 7H-6-000001	7H-A-050000 7H-A-050000 7H-A-050000 7H-A-050000 7H-A-050000 7H-A-050000 7H-A-050000 7H-A-050000 7H-A-050000 7H-A-050000 7H-A-050000 7H-A-050000 7H-A-050000 7H-A-050000 7H-A-050000 7H-A-050000 7H-A-050000	PR: 2E3,2E4 PR: 2E3,2E4 PR: 2E3,2E4 PR: 2E3,2E4 PR: 2E3,2E4 PR: 2E3,2E4 PR: 2E3,2E4 PR: 2E3,2E4 PR: 2E3,2E4 PR: 2E3,2E4 PR: 2E3,2E4 PR: 2E3,2E4 PR: 2E3,2E4 PR: 2E3,2E4 PR: 2E3,2E4 PR: 2E3,2E4 PR: 2E3,2E4	13.0460-2882.2 13.0460-0023.2 602882 610023		23326 17,4 /WK/Zub/S Belagsatz-Zubehör
	1.9 TDI 1.9 TDI 1.9 TDI 1.9 TDI 2.0 2.5 TDI 2.5 TDI 2.5 TDI 4motion 2.5 TDI 4motion 3.2 V6 3.2 V6 4motion	62 63 75 77 96 96 128	7H-8-027999 7H-8-027999 7H-8-027999 7H-8-027999 7H-8-027999 7H-8-027999 7H-8-027999 7H-8-027999 7H-8-027999 7H-8-027999 7H-8-027999	01.06 04.03 06.06 04.03 06.03 02.03 02.03 07.04 07.04 02.03 07.04	PR: OWR PR: OWR PR: OWR PR: OWR PR: OWR PR: OWR PR: OWR PR: OWR PR: OWR PR: OWR PR: OWR	13.0460-7218.2 607218	24367 19,1 +/WK
	1.9 TDI 1.9 TDI 1.9 TDI 1.9 TDI 2.0 2.5 TDI 2.5 TDI 2.5 TDI 4motion 2.5 TDI 4motion 3.2 V6 3.2 V6 4motion	62 7H-8-028000 63 7H-8-028000 75 7H-8-028000 77 7H-8-028000 96 7H-8-028000 96 7H-8-028000 128 7H-8-028000 7H-8-028000 7H-8-028000 7H-8-028000 7H-8-028000	7H-8-200000 7H-8-200000 7H-8-200000 7H-8-200000 7H-8-200000 7H-8-200000 7H-8-200000 7H-8-200000 7H-8-200000 7H-8-200000 7H-8-200000	PR: OWR PR: OWR PR: OWR PR: OWR PR: OWR PR: OWR PR: OWR PR: OWR PR: OWR PR: OWR PR: OWR	13.0460-2882.2 13.0460-0023.2 602882 610023		23326 17,4 /WK/Zub/S Belagsatz-Zubehör
	1.9 TDI 1.9 TDI 1.9 TDI 1.9 TDI 2.0 2.0 BiTDI 2.0 BiTDI 4motion 2.0 TDI 2.0 TDI 2.0 TDI 2.0 TDI	62 7H-A-200001 63 7H-A-200001 75 7H-A-200001 77 7H-A-200001 132 7H-A-200001 132 7H-A-200001 62 7H-A-200001 75 7H-A-200001 84 100 7H-A-200001		05.11			23326 17,4 /WK/Zub/S Belagsatz-Zubehör

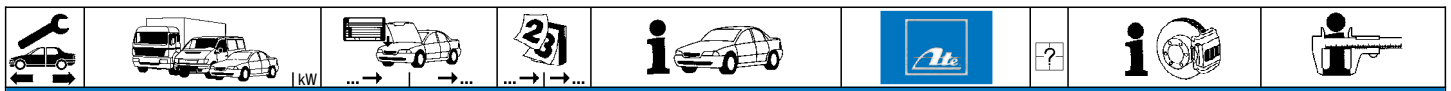




VOLKSWAGEN TRANSPORTER (T5) BUS / MULTIVAN / KASTEN (03-)

	2.0 TDI 2.0 TDI 4motion 2.0 TDI 4motion 2.0 TSI 2.0 TSI 4motion 2.5 TDI 2.5 TDI 2.5 TDI 4motion 2.5 TDI 4motion 3.2 V6 3.2 V6 4motion	103 100 103 150 150 96 96 128 7H-A-200001 7H-A-200001	7H-A-200001 7H-A-200001 7H-A-200001 7H-A-200001 7H-A-200001 7H-A-200001 7H-A-200001 7H-A-200001 7H-A-200001 7H-A-200001	05.11 07.11			13.0460-2882.2 13.0460-0023.2	602882 610023			23326 17,4 /WK/Zub/S Belagsatz-Zubehör	LUC
	1.9 TDI 1.9 TDI 2.0 2.5 TDI 2.5 TDI 2.5 TDI 4motion 2.5 TDI 4motion 3.2 V6 3.2 V6 4motion	63 77 96 96 128	7H-5-120000 7H-5-120000 7H-5-120000 7H-5-120000 7H-5-120000 7H-5-120000 7H-5-120000 7H-5-120000 7H-5-120000	04.03 04.03 06.03 02.03 02.03 07.04 07.04 02.03 07.04	PR: OWL,OWN,OWM,OWP,OWQ PR: OWL,OWN,OWM,OWP,OWQ PR: OWL,OWN,OWM,OWP,OWQ PR: OWL,OWN,OWM,OWP,OWQ PR: OWL,OWN,OWM,OWP,OWQ PR: OWL,OWN,OWM,OWP,OWQ PR: OWL,OWN,OWM,OWP,OWQ PR: OWL,OWN,OWM,OWP,OWQ PR: OWL,OWN,OWM,OWP,OWQ	24.0122-0211.1	422211			294 21,9 19,5 V L +B		
	1.9 TDI 1.9 TDI 1.9 TDI 1.9 TDI 2.0 2.0 BiTDI 2.0 BiTDI 4motion 2.0 TDI 2.0 TDI 2.0 TDI 2.0 TDI 4motion 2.0 TDI 4motion 2.5 TDI 2.5 TDI 2.5 TDI 4motion 2.5 TDI 4motion 3.2 V6 3.2 V6 4motion	62 63 75 77 132 132 62 75 103 103 96 96 128 7H-6-000001 7H-6-000001	7H-6-000001 7H-6-000001 7H-6-000001 7H-6-000001 7H-6-000001 7H-6-000001 7H-6-000001 7H-6-000001 7H-6-000001 7H-6-000001 7H-6-000001 7H-6-000001 7H-6-000001 7H-6-000001 7H-6-000001 7H-6-000001 7H-6-000001 7H-6-000001	7H-A-050000 7H-A-050000 7H-A-050000 7H-A-050000 7H-A-050000 7H-A-050000 7H-A-050000 7H-A-050000 7H-A-050000 7H-A-050000 7H-A-050000 7H-A-050000 7H-A-050000 7H-A-050000 7H-A-050000 7H-A-050000 7H-A-050000 7H-A-050000	PR: 2E3,2E4 PR: 2E3,2E4 PR: 2E3,2E4 PR: 2E3,2E4 PR: 2E3,2E4 PR: 2E3,2E4 PR: 2E3,2E4 PR: 2E3,2E4 PR: 2E3,2E4 PR: 2E3,2E4 PR: 2E3,2E4 PR: 2E3,2E4 PR: 2E3,2E4 PR: 2E3,2E4 PR: 2E3,2E4 PR: 2E3,2E4 PR: 2E3,2E4	24.0122-0211.1	422211			294 21,9 19,5 V L +B		
	1.9 TDI 1.9 TDI 1.9 TDI 1.9 TDI 2.0 2.5 TDI 2.5 TDI 2.5 TDI 4motion 2.5 TDI 4motion 3.2 V6 3.2 V6 4motion	62 63 75 77 96 96 128	7H-8-027999 7H-8-027999 7H-8-027999 7H-8-027999 7H-8-027999 7H-8-027999 7H-8-027999 7H-8-027999 7H-8-027999 7H-8-027999 7H-8-027999	01.06 04.03 06.06 04.03 06.03 02.03 02.03 07.04 07.04 02.03 07.04	PR: OWR PR: OWR PR: OWR PR: OWR PR: OWR PR: OWR PR: OWR PR: OWR PR: OWR PR: OWR PR: OWR	24.0122-0215.1	422215			314 22,0 18,0 V L +B		
	1.9 TDI 1.9 TDI 1.9 TDI 1.9 TDI 2.0 2.5 TDI 2.5 TDI 2.5 TDI 4motion 2.5 TDI 4motion 3.2 V6 3.2 V6 4motion	62 63 75 77 96 96 128	7H-8-028000 7H-8-028000 7H-8-028000 7H-8-028000 7H-8-028000 7H-8-028000 7H-8-028000 7H-8-028000 7H-8-028000 7H-8-028000 7H-8-028000	7H-8-200000 7H-8-200000 7H-8-200000 7H-8-200000 7H-8-200000 7H-8-200000 7H-8-200000 7H-8-200000 7H-8-200000 7H-8-200000 7H-8-200000	PR: OWR PR: OWR PR: OWR PR: OWR PR: OWR PR: OWR PR: OWR PR: OWR PR: OWR PR: OWR PR: OWR	24.0122-0211.1	422211			294 21,9 19,5 V L +B		
	1.9 TDI 1.9 TDI 1.9 TDI 1.9 TDI 2.0 2.0 BiTDI 2.0 BiTDI 4motion 2.0 TDI 2.0 TDI 2.0 TDI 2.0 TDI 2.0 TDI 4motion 2.0 TDI 4motion 2.0 TSI 2.0 TSI 4motion 2.5 TDI 2.5 TDI 2.5 TDI 4motion 2.5 TDI 4motion 3.2 V6 3.2 V6 4motion	62 63 75 77 132 132 62 75 84 100 103 100 103 150 96 96 128 7H-A-200001 7H-A-200001 7H-A-200001 7H-A-200001 7H-A-200001 7H-A-200001	7H-A-200001 7H-A-200001	05.11 05.11 07.11			24.0122-0211.1	422211			294 21,9 19,5 V L +B	
	1.9 TDI 1.9 TDI 1.9 TDI 1.9 TDI 2.0 2.0 BiTDI	62 63 75 77 132		01.06 04.03 06.06 04.03 06.03 09.09		24.0711-5271.3 24.0711-5272.3	360301 360302			Radsensor Radsensor		





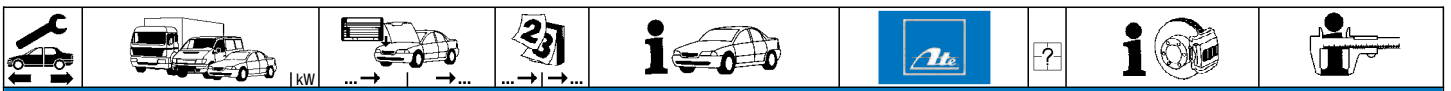
VOLKSWAGEN TRANSPORTER (T5) BUS / MULTIVAN / KASTEN (03-)

	2.0 BiTDI 4motion	132		09.09		24.0711-5271.3	360301		Radsensor Radsensor
	2.0 TDI	62		09.09		24.0711-5272.3	360302		
	2.0 TDI	75		09.09					
	2.0 TDI	84		05.11					
	2.0 TDI	100		05.10					
	2.0 TDI	103		09.09					
	2.0 TDI 4motion	100		05.10					
	2.0 TDI 4motion	103		09.09					
	2.0 TSI			05.11					
	2.0 TSI 4motion	150		07.11					
	2.5 TDI			02.03					
	2.5 TDI	96		02.03					
	2.5 TDI 4motion	96		07.04					
	2.5 TDI 4motion	128		07.04					
	3.2 V6			02.03					
3.2 V6 4motion			07.04						
	1.9 TDI	62		01.06	PR: OWR,OE0,OE9	03.0137-0419.2	650419		185 x 30 Bremsbacken-Zubehör
	1.9 TDI	63		04.03	PR: OWR,OE0,OE9	03.0137-9288.2	669288		
	1.9 TDI	75		06.06	PR: OWR,OE0,OE9				
	1.9 TDI	77		04.03	PR: OWR,OE0,OE9				
	2.0			06.03	PR: OWR,OE0,OE9				
	2.0 BiTDI	132		09.09	PR: OWR,OE0,OE9				
	2.0 BiTDI 4motion	132		09.09	PR: OWR,OE0,OE9				
	2.0 TDI	62		09.09	PR: OWR,OE0,OE9				
	2.0 TDI	75		09.09	PR: OWR,OE0,OE9				
	2.0 TDI	100		05.10	PR: OWR,OE0,OE9				
	2.0 TDI	103		09.09	PR: OWR,OE0,OE9				
	2.0 TDI 4motion	100		05.10	PR: OWR,OE0,OE9				
	2.0 TDI 4motion	103		09.09	PR: OWR,OE0,OE9				
	2.5 TDI			02.03	PR: OWR,OE0,OE9				
	2.5 TDI	96		02.03	PR: OWR,OE0,OE9				
	2.5 TDI 4motion	96		07.04	PR: OWR,OE0,OE9				
	2.5 TDI 4motion	128		07.04	PR: OWR,OE0,OE9				
	3.2 V6			02.03	PR: OWR,OE0,OE9				
3.2 V6 4motion			07.04	PR: OWR,OE0,OE9					

VOLKSWAGEN TRANSPORTER (T5) PRITSCH / FAHRGESTELL (03-)

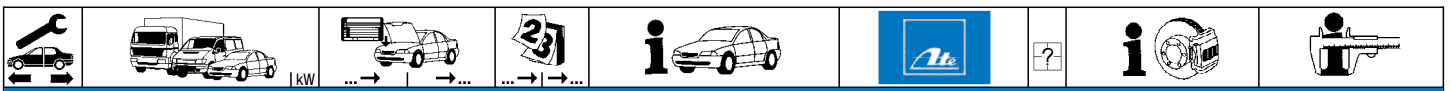
	1.9 TDI	62		01.06	PR: 2E3	13.0460-7236.2	607236		23746 19,7 +WK ATE
	1.9 TDI	63		04.03	PR: 2E3				
	1.9 TDI	75		06.06	PR: 2E3				
	1.9 TDI	77		04.03	PR: 2E3				
	2.0	85		06.03	PR: 2E3				
	2.0 BiTDI	132		09.09	PR: 2E3				
	2.0 BiTDI 4motion	132		09.09	PR: 2E3				
	2.0 TDI	62		09.09	PR: 2E3				
	2.0 TDI	75		09.09	PR: 2E3				
	2.0 TDI	84		05.11	PR: 2E3				
	2.0 TDI	100		05.10	PR: 2E3				
	2.0 TDI	103		09.09	PR: 2E3				
	2.0 TDI 4motion	100		05.10	PR: 2E3				
	2.0 TDI 4motion	103		09.09	PR: 2E3				
	2.0 TSI	110		07.12	PR: 2E3				
	2.5 TDI	96		02.03	PR: 2E3				
	2.5 TDI	128		02.03	PR: 2E3				
	2.5 TDI 4motion	96		07.04	PR: 2E3				
	2.5 TDI 4motion	128		07.04	PR: 2E3				
	3.2 V6	170		02.04	PR: 2E3				
3.2 V6	173		08.03	PR: 2E3					
	1.9 TDI	62	7J-A-010000	01.06	PR: 2E4	13.0460-7240.2	607240		23746 18,1 +WK ATE
	1.9 TDI	63	7J-A-010000	04.03	PR: 2E4				
	1.9 TDI	75	7J-A-010000	06.06	PR: 2E4				
	1.9 TDI	77	7J-A-010000	04.03	PR: 2E4				
	2.0	85	7J-A-010000	06.03	PR: 2E4				
	2.0 BiTDI	132	7J-A-010000	09.09	PR: 2E4				
	2.0 BiTDI 4motion	132	7J-A-010000	09.09	PR: 2E4				
	2.0 TDI	62	7J-A-010000	09.09	PR: 2E4				
	2.0 TDI	75	7J-A-010000	09.09	PR: 2E4				
	2.0 TDI	103	7J-A-010000	09.09	PR: 2E4				
	2.0 TDI 4motion	103	7J-A-010000	09.09	PR: 2E4				
	2.5 TDI	96	7J-A-010000	02.03	PR: 2E4				
	2.5 TDI	128	7J-A-010000	02.03	PR: 2E4				
	2.5 TDI 4motion	96	7J-A-010000	07.04	PR: 2E4				
	2.5 TDI 4motion	128	7J-A-010000	07.04	PR: 2E4				
	3.2 V6	170	7J-A-010000	02.04	PR: 2E4				
	3.2 V6	173	7J-A-010000	08.03	PR: 2E4				
		1.9 TDI	62		01.06	PR: 2E3	24.0130-0114.1		
1.9 TDI		63		04.03	PR: 2E3				
1.9 TDI		75		06.06	PR: 2E3				
1.9 TDI		77		04.03	PR: 2E3				
2.0		85		06.03	PR: 2E3				
2.0 BiTDI		132		09.09	PR: 2E3				
2.0 BiTDI 4motion		132		09.09	PR: 2E3				
2.0 TDI		62		09.09	PR: 2E3				
2.0 TDI		75		09.09	PR: 2E3				
2.0 TDI		84		05.11	PR: 2E3				
2.0 TDI		100		05.10	PR: 2E3				
2.0 TDI		103		09.09	PR: 2E3				





VOLKSWAGEN TRANSPORTER (T5) PRITSCH / FAHRGESTELL (03-)

	2.0 TDI 4motion	100		05.10	PR: 2E3	24.0130-0114.1	430114			308 29,5 25,5 VL +B
	2.0 TDI 4motion	103		09.09	PR: 2E3					
	2.0 TSI	110		07.12	PR: 2E3					
	2.5 TDI	96		02.03	PR: 2E3					
	2.5 TDI	128		02.03	PR: 2E3					
	2.5 TDI 4motion	96		07.04	PR: 2E3					
	2.5 TDI 4motion	128		07.04	PR: 2E3					
	3.2 V6	170		02.04	PR: 2E3					
	3.2 V6	173		08.03	PR: 2E3					
	1.9 TDI	62	7J-A-010000	01.06	PR: 2E4					
1.9 TDI	63	7J-A-010000	04.03	PR: 2E4						
1.9 TDI	75	7J-A-010000	06.06	PR: 2E4						
1.9 TDI	77	7J-A-010000	04.03	PR: 2E4						
2.0	85	7J-A-010000	06.03	PR: 2E4						
2.0 BiTDI	132	7J-A-010000	09.09	PR: 2E4						
2.0 BiTDI 4motion	132	7J-A-010000	09.09	PR: 2E4						
2.0 TDI	62	7J-A-010000	09.09	PR: 2E4						
2.0 TDI	75	7J-A-010000	09.09	PR: 2E4						
2.0 TDI	103	7J-A-010000	09.09	PR: 2E4						
2.0 TDI 4motion	103	7J-A-010000	09.09	PR: 2E4						
2.5 TDI	96	7J-A-010000	02.03	PR: 2E4						
2.5 TDI	128	7J-A-010000	02.03	PR: 2E4						
2.5 TDI 4motion	96	7J-A-010000	07.04	PR: 2E4						
2.5 TDI 4motion	128	7J-A-010000	07.04	PR: 2E4						
3.2 V6	170	7J-A-010000	02.04	PR: 2E4						
3.2 V6	173	7J-A-010000	08.03	PR: 2E4						
1.9 TDI	62	7J-A-200001		PR: 2E4	24.0133-0100.1	433100			340 32,6 29,5 VL +S +B	
1.9 TDI	63	7J-A-200001		PR: 2E4						
1.9 TDI	75	7J-A-200001		PR: 2E4						
1.9 TDI	77	7J-A-200001		PR: 2E4						
2.0	85	7J-A-200001		PR: 2E4						
2.0 BiTDI	132	7J-A-200001		PR: 2E4						
2.0 BiTDI 4motion	132	7J-A-200001		PR: 2E4						
2.0 TDI	62	7J-A-200001		PR: 2E4						
2.0 TDI	75	7J-A-200001		PR: 2E4						
2.0 TDI	84		05.11	PR: 2E4						
2.0 TDI	100		05.10	PR: 2E4						
2.0 TDI	103	7J-A-200001		PR: 2E4						
2.0 TDI 4motion	100		05.10	PR: 2E4						
2.0 TDI 4motion	103	7J-A-200001		PR: 2E4						
2.0 TSI	110		07.12	PR: 2E4						
2.5 TDI	96	7J-A-200001		PR: 2E4						
2.5 TDI	128	7J-A-200001		PR: 2E4						
2.5 TDI 4motion	96	7J-A-200001		PR: 2E4						
2.5 TDI 4motion	128	7J-A-200001		PR: 2E4						
3.2 V6	170	7J-A-200001		PR: 2E4						
3.2 V6	173	7J-A-200001		PR: 2E4						
	1.9 TDI	62		01.06		24.0711-5271.3	360301			Radsensor
	1.9 TDI	63		04.03						
	1.9 TDI	75		06.06						
	1.9 TDI	77		04.03						
	2.0	85		06.03						
	2.0 BiTDI	132		09.09						
	2.0 BiTDI 4motion	132		09.09						
	2.0 TDI	62		09.09						
	2.0 TDI	75		09.09						
	2.0 TDI	84		05.11						
2.0 TDI	100		05.10							
2.0 TDI	103		09.09							
2.0 TDI 4motion	100		05.10							
2.0 TDI 4motion	103		09.09							
2.0 TSI	110		07.12							
2.5 TDI	96		02.03							
2.5 TDI	128		02.03							
2.5 TDI 4motion	96		07.04							
2.5 TDI 4motion	128		07.04							
3.2 V6	170		02.04							
3.2 V6	173		08.03							
	1.9 TDI	62	7J-A-010000	01.06	PR: 2E3,2E4	13.0460-2882.2	602882			23326 17,4 /WK/Zub/S LUC Belagsatz-Zubehör
	1.9 TDI	63	7J-A-010000	04.03	PR: 2E3,2E4					
	1.9 TDI	75	7J-A-010000	06.06	PR: 2E3,2E4					
	1.9 TDI	77	7J-A-010000	04.03	PR: 2E3,2E4					
	2.0	85	7J-A-010000	06.03	PR: 2E3,2E4					
	2.0 BiTDI	132	7J-A-010000	09.09	PR: 2E3,2E4					
	2.0 BiTDI 4motion	132	7J-A-010000	09.09	PR: 2E3,2E4					
	2.0 TDI	62	7J-A-010000	09.09	PR: 2E3,2E4					
	2.0 TDI	75	7J-A-010000	09.09	PR: 2E3,2E4					
	2.0 TDI	103	7J-A-010000	09.09	PR: 2E3,2E4					
2.0 TDI 4motion	103	7J-A-010000	09.09	PR: 2E3,2E4						
2.5 TDI	96	7J-A-010000	02.03	PR: 2E3,2E4						
2.5 TDI	128	7J-A-010000	02.03	PR: 2E3,2E4						
2.5 TDI 4motion	96	7J-A-010000	07.04	PR: 2E3,2E4						
2.5 TDI 4motion	128	7J-A-010000	07.04	PR: 2E3,2E4						
3.2 V6	170	7J-A-010000	02.04	PR: 2E3,2E4						
3.2 V6	173	7J-A-010000	08.03	PR: 2E3,2E4						
1.9 TDI	62	7J-8-000788	01.06	PR: 0WR,0E0,0E9	13.0460-7218.2	607218			24367 19,1 +/-WK ATE	
1.9 TDI	63	7J-8-000788	04.03	PR: 0WR,0E0,0E9						



VOLKSWAGEN TRANSPORTER (T5) PRITSCH / FAHRGESTELL (03-)

	1.9 TDI	75	7J-8-000788	06.06	PR: OWR,0E0,0E9	13.0460-7218.2	607218		24367 19,1 +WK	ATE
	1.9 TDI	77	7J-8-000788	04.03	PR: OWR,0E0,0E9					
	2.0	85	7J-8-000788	06.03	PR: OWR,0E0,0E9					
	2.5 TDI	96	7J-8-000788	02.03	PR: OWR,0E0,0E9					
	2.5 TDI	128	7J-8-000788	02.03	PR: OWR,0E0,0E9					
	2.5 TDI 4motion	96	7J-8-000788	07.04	PR: OWR,0E0,0E9					
	2.5 TDI 4motion	128	7J-8-000788	07.04	PR: OWR,0E0,0E9					
	3.2 V6	170	7J-8-000788	02.04	PR: OWR,0E0,0E9					
	3.2 V6	173	7J-8-000788	08.03	PR: OWR,0E0,0E9					
	1.9 TDI	62	7J-8-000789	7J-8-030000						
1.9 TDI	63	7J-8-000789	7J-8-030000		PR: OWR,0E0,0E9					
1.9 TDI	75	7J-8-000789	7J-8-030000		PR: OWR,0E0,0E9					
1.9 TDI	77	7J-8-000789	7J-8-030000		PR: OWR,0E0,0E9					
2.0	85	7J-8-000789	7J-8-030000		PR: OWR,0E0,0E9					
2.5 TDI	96	7J-8-000789	7J-8-030000		PR: OWR,0E0,0E9					
2.5 TDI	128	7J-8-000789	7J-8-030000		PR: OWR,0E0,0E9					
2.5 TDI 4motion	96	7J-8-000789	7J-8-030000		PR: OWR,0E0,0E9					
2.5 TDI 4motion	128	7J-8-000789	7J-8-030000		PR: OWR,0E0,0E9					
3.2 V6	170	7J-8-000789	7J-8-030000		PR: OWR,0E0,0E9					
3.2 V6	173	7J-8-000789	7J-8-030000		PR: OWR,0E0,0E9					
1.9 TDI	62	7J-A-200001				13.0460-2882.2	602882	23326 17,4 /WK/Zub/S	LUC	
1.9 TDI	63	7J-A-200001								
1.9 TDI	75	7J-A-200001								
1.9 TDI	77	7J-A-200001								
2.0	85	7J-A-200001								
2.0 BiTDI	132	7J-A-200001								
2.0 BiTDI 4motion	132	7J-A-200001								
2.0 TDI	62	7J-A-200001								
2.0 TDI	75	7J-A-200001								
2.0 TDI	84			05.11						
2.0 TDI	100			05.10						
2.0 TDI	103	7J-A-200001								
2.0 TDI 4motion	100									
2.0 TDI 4motion	103	7J-A-200001								
2.0 TSI	110				07.12					
2.5 TDI	96	7J-A-200001								
2.5 TDI	128	7J-A-200001								
2.5 TDI 4motion	96	7J-A-200001								
2.5 TDI 4motion	128	7J-A-200001								
3.2 V6	170	7J-A-200001								
3.2 V6	173	7J-A-200001								
	1.9 TDI	62	7J-A-010000	01.06	PR: 2E3,2E4	24.0122-0211.1	422211		294 21,9 19,5 V L +B	
	1.9 TDI	63	7J-A-010000	04.03	PR: 2E3,2E4					
	1.9 TDI	75	7J-A-010000	06.06	PR: 2E3,2E4					
	1.9 TDI	77	7J-A-010000	04.03	PR: 2E3,2E4					
	2.0	85	7J-A-010000	06.03	PR: 2E3,2E4					
	2.0 BiTDI	132	7J-A-010000	09.09	PR: 2E3,2E4					
	2.0 BiTDI 4motion	132	7J-A-010000	09.09	PR: 2E3,2E4					
	2.0 TDI	62	7J-A-010000	09.09	PR: 2E3,2E4					
	2.0 TDI	75	7J-A-010000	09.09	PR: 2E3,2E4					
	2.0 TDI	103	7J-A-010000	09.09	PR: 2E3,2E4					
2.0 TDI 4motion	103	7J-A-010000	09.09	PR: 2E3,2E4						
2.5 TDI	96	7J-A-010000	02.03	PR: 2E3,2E4						
2.5 TDI	128	7J-A-010000	02.03	PR: 2E3,2E4						
2.5 TDI 4motion	96	7J-A-010000	07.04	PR: 2E3,2E4						
2.5 TDI 4motion	128	7J-A-010000	07.04	PR: 2E3,2E4						
3.2 V6	170	7J-A-010000	02.04	PR: 2E3,2E4						
3.2 V6	173	7J-A-010000	08.03	PR: 2E3,2E4						
1.9 TDI	62	7J-8-000788	7J-8-000788	01.06	PR: OWR,0E0,0E9	24.0122-0215.1	422215		314 22,0 18,0 V L +B	
1.9 TDI	63	7J-8-000788	7J-8-000788	04.03	PR: OWR,0E0,0E9					
1.9 TDI	75	7J-8-000788	7J-8-000788	06.06	PR: OWR,0E0,0E9					
1.9 TDI	77	7J-8-000788	7J-8-000788	04.03	PR: OWR,0E0,0E9					
2.0	85	7J-8-000788	7J-8-000788	06.03	PR: OWR,0E0,0E9					
2.5 TDI	96	7J-8-000788	7J-8-000788	02.03	PR: OWR,0E0,0E9					
2.5 TDI	128	7J-8-000788	7J-8-000788	02.03	PR: OWR,0E0,0E9					
2.5 TDI 4motion	96	7J-8-000788	7J-8-000788	07.04	PR: OWR,0E0,0E9					
2.5 TDI 4motion	128	7J-8-000788	7J-8-000788	07.04	PR: OWR,0E0,0E9					
3.2 V6	170	7J-8-000788	7J-8-000788	02.04	PR: OWR,0E0,0E9					
3.2 V6	173	7J-8-000788	7J-8-000788	08.03	PR: OWR,0E0,0E9					
1.9 TDI	62	7J-8-000789	7J-8-030000		PR: OWR,0E0,0E9	24.0122-0211.1	422211		294 21,9 19,5 V L +B	
1.9 TDI	63	7J-8-000789	7J-8-030000		PR: OWR,0E0,0E9					
1.9 TDI	75	7J-8-000789	7J-8-030000		PR: OWR,0E0,0E9					
1.9 TDI	77	7J-8-000789	7J-8-030000		PR: OWR,0E0,0E9					
2.0	85	7J-8-000789	7J-8-030000		PR: OWR,0E0,0E9					
2.5 TDI	96	7J-8-000789	7J-8-030000		PR: OWR,0E0,0E9					
2.5 TDI	128	7J-8-000789	7J-8-030000		PR: OWR,0E0,0E9					
2.5 TDI 4motion	96	7J-8-000789	7J-8-030000		PR: OWR,0E0,0E9					
2.5 TDI 4motion	128	7J-8-000789	7J-8-030000		PR: OWR,0E0,0E9					
3.2 V6	170	7J-8-000789	7J-8-030000		PR: OWR,0E0,0E9					
3.2 V6	173	7J-8-000789	7J-8-030000		PR: OWR,0E0,0E9					
1.9 TDI	62	7J-A-200001				24.0122-0211.1	422211		294 21,9 19,5 V L +B	
1.9 TDI	63	7J-A-200001								
1.9 TDI	75	7J-A-200001								
1.9 TDI	77	7J-A-200001								
2.0	85	7J-A-200001								
2.0 BiTDI	132	7J-A-200001								
2.0 BiTDI 4motion	132	7J-A-200001								





VOLKSWAGEN TRANSPORTER (T5) PRITSCH / FAHRGESTELL (03-)

	2.0 TDI 62 7J-A-200001 2.0 TDI 75 7J-A-200001 2.0 TDI 84 2.0 TDI 100 2.0 TDI 103 7J-A-200001 2.0 TDI 4motion 100 2.0 TDI 4motion 103 7J-A-200001 2.0 TSI 110 2.5 TDI 96 7J-A-200001 2.5 TDI 128 7J-A-200001 2.5 TDI 4motion 96 7J-A-200001 2.5 TDI 4motion 128 7J-A-200001 3.2 V6 170 7J-A-200001 3.2 V6 173 7J-A-200001				24.0122-0211.1 422211			294 21,9 19,5 VL +B
	1.9 TDI 62 1.9 TDI 63 1.9 TDI 75 1.9 TDI 77 2.0 85 2.0 BiTDI 132 2.0 BiTDI 4motion 132 2.0 TDI 62 2.0 TDI 75 2.0 TDI 84 2.0 TDI 100 2.0 TDI 103 2.0 TDI 4motion 100 2.0 TDI 4motion 103 2.0 TSI 110 2.5 TDI 96 2.5 TDI 128 2.5 TDI 4motion 96 2.5 TDI 4motion 128 3.2 V6 170 3.2 V6 173		01.06 04.03 06.06 04.03 06.03 09.09 09.09 09.09 09.09 05.11 05.10 09.09 05.10 09.09 07.12 02.03 02.03 07.04 07.04 02.04 08.03		24.0711-5271.3 360301 24.0711-5272.3 360302	<input type="checkbox"/> <input type="checkbox"/>		Radsensor Radsensor
	1.9 TDI 62 1.9 TDI 63 1.9 TDI 75 1.9 TDI 77 2.0 85 2.0 BiTDI 132 2.0 BiTDI 4motion 132 2.0 TDI 62 2.0 TDI 75 2.0 TDI 100 2.0 TDI 103 2.0 TDI 4motion 100 2.0 TDI 4motion 103 2.5 TDI 96 2.5 TDI 128 2.5 TDI 4motion 96 2.5 TDI 4motion 128 3.2 V6 170 3.2 V6 173		01.06 04.03 06.06 04.03 06.03 09.09 09.09 09.09 09.09 05.10 09.09 05.10 09.09 02.03 02.03 07.04 07.04 02.04 08.03	PR: OWR,OE0,OE9 PR: OWR,OE0,OE9 PR: OWR,OE0,OE9 PR: OWR,OE0,OE9 PR: OWR,OE0,OE9 PR: OWR,OE0,OE9 PR: OWR,OE0,OE9 PR: OWR,OE0,OE9 PR: OWR,OE0,OE9 PR: OWR,OE0,OE9 PR: OWR,OE0,OE9 PR: OWR,OE0,OE9 PR: OWR,OE0,OE9 PR: OWR,OE0,OE9 PR: OWR,OE0,OE9 PR: OWR,OE0,OE9 PR: OWR,OE0,OE9 PR: OWR,OE0,OE9 PR: OWR,OE0,OE9	03.0137-0419.2 650419 03.0137-9288.2 669288		185 x 30 Bremsbacken-Zubehör	

VOLKSWAGEN TRANSPORTER (T6) (15-)

	2.0 TDI 62 2.0 TDI 75 2.0 TDI 103 2.0 TDI 110 2.0 TDI 132 2.0 TDI 150 2.0 TDI 4motion 103 2.0 TDI 4motion 132 2.0 TDI 4motion 150 2.0 TSI 110 2.0 TSI 150 2.0 TSI 4motion 150		04.15 04.15 04.15 04.15 04.15 06.15 06.15 06.15 06.15 04.15 04.15 06.15		13.0460-7236.2 607236	+ 16" Rad ¹⁾	23746 19,7 +/WK ATE
	2.0 TDI 62 2.0 TDI 75 2.0 TDI 103 2.0 TDI 110 2.0 TDI 132 2.0 TDI 150 2.0 TDI 4motion 103 2.0 TDI 4motion 132 2.0 TDI 4motion 150 2.0 TSI 110 2.0 TSI 150 2.0 TSI 4motion 150		04.15 04.15 04.15 04.15 04.15 06.15 06.15 06.15 06.15 04.15 04.15 06.15		24.0130-0114.1 430114	+ 16" Rad ¹⁾	308 29,5 25,5 VL +B
	2.0 TDI 62 2.0 TDI 75 2.0 TDI 103 2.0 TDI 110 2.0 TDI 132 2.0 TDI 150 2.0 TDI 4motion 103		04.15 04.15 04.15 04.15 06.15 06.15 06.15		24.0133-0100.1 433100	+ 17" Rad ²⁾	340 32,6 29,5 VL +S +B

¹⁾ + 16" wheel / + ruota 16" / + roue 16" / + rueda 16"

²⁾ + 17" wheel / + ruota 17" / + roue 17" / + rueda 17"



VOLKSWAGEN TRANSPORTER (T6) (15-)

	2.0 TDI 4motion 2.0 TDI 4motion 2.0 TSI 2.0 TSI 2.0 TSI 4motion	132 150 110 150 150	06.15 06.15 04.15 04.15 06.15		24.0133-0100.1	433100	+ 17" Rad ¹⁾	340 32,6 29,5 VL +S +B
	2.0 TDI 2.0 TDI 2.0 TDI 2.0 TDI 2.0 TDI 2.0 TDI 2.0 TDI 4motion 2.0 TDI 4motion 2.0 TDI 4motion 2.0 TDI 4motion 2.0 TSI 2.0 TSI 2.0 TSI 4motion	62 75 103 110 132 150 103 132 150 150 110 150 150	04.15 04.15 04.15 04.15 04.15 06.15 06.15 06.15 06.15 06.15 04.15 04.15 06.15		24.0711-5271.3 24.0711-5272.3	360301 360302	<input type="checkbox"/> <input type="checkbox"/>	Radsensor Radsensor
	2.0 TDI 2.0 TDI 2.0 TDI 2.0 TDI 2.0 TDI 2.0 TDI 2.0 TDI 4motion 2.0 TDI 4motion 2.0 TDI 4motion 2.0 TDI 4motion 2.0 TSI 2.0 TSI 2.0 TSI 4motion	62 75 103 110 132 150 103 132 150 150 110 150 150	04.15 04.15 04.15 04.15 04.15 06.15 06.15 06.15 06.15 06.15 04.15 04.15 06.15		13.0460-2882.2	602882		23326 17,4 /WK/Zub/S LUC
	2.0 TDI 2.0 TDI 2.0 TDI 2.0 TDI 2.0 TDI 2.0 TDI 2.0 TDI 4motion 2.0 TDI 4motion 2.0 TDI 4motion 2.0 TDI 4motion 2.0 TSI 2.0 TSI 2.0 TSI 4motion	62 75 103 110 132 150 103 132 150 150 110 150 150	04.15 04.15 04.15 04.15 04.15 06.15 06.15 06.15 06.15 06.15 04.15 04.15 06.15		24.0122-0211.1	422211		294 21,9 19,5 VL +B
	2.0 TDI 2.0 TDI 2.0 TDI 2.0 TDI 2.0 TDI 2.0 TDI 2.0 TDI 4motion 2.0 TDI 4motion 2.0 TDI 4motion 2.0 TDI 4motion 2.0 TSI 2.0 TSI 2.0 TSI 4motion	62 75 103 110 132 150 103 132 150 150 110 150 150	04.15 04.15 04.15 04.15 04.15 06.15 06.15 06.15 06.15 06.15 04.15 04.15 06.15		24.0711-5271.3 24.0711-5272.3	360301 360302	<input type="checkbox"/> <input type="checkbox"/>	Radsensor Radsensor

VOLKSWAGEN VENTO (92-98)

	1.4 1.6 1.6 1.8 1.8 CL/GL 1.9 D 1.9 TD	55 55 55 55 66 55	1H-T-015953 11.91 1H-T-015953 09.92 1H-S-430000 09.92 1H-T-015953 01.92 1H-S-430000 01.92 1H-T-015953 11.91 1H-S-430000 01.92	+ Schaltgetriebe ²⁾ + Automatikgetriebe ³⁾ + Schaltgetriebe ²⁾	13.0460-7032.2	607032		20887 19,7 +/-Zub VW
	1.4 1.6 1.8 1.9 D 1.9 SDI	1H-T-015954 55 1H-T-015954 55 1H-T-015954 1H-T-015954	09.98 09.98 09.98 09.98 04.97 09.98	- ABS + Schaltgetriebe ²⁾ + Schaltgetriebe ²⁾ - ABS - ABS	13.0460-7072.2	607072		21866 19,7 + VW
	1.6 1.6 CL/GL 1.8 1.8 CL/GL 1.9 TD 1.9 TDI	55 1H-S-430001 74 55 66 1H-S-430001 55 1H-S-430001 66	07.94 09.98 01.92 09.98 09.98 09.98 09.98 07.93 09.98	+ Automatikgetriebe ³⁾ + Automatikgetriebe ³⁾ - ABS	13.0460-2958.2	602958		20168 19,3 /S LUC
	1.4 1.6 GT 1.8 GT 1.9 D 1.9 TDI 1.9 TDI 2.0 CL/GL	74 66 66 66 81	05.96 09.98 07.94 09.98 01.92 09.98 05.96 09.98 07.93 09.98 02.96 09.98 11.91 09.98	+ ABS + ABS + ABS	13.0460-2821.2	602821		21945 16,0 /S LUC
	1.4 1.9 D 1.9 SDI		10.96 09.98 10.96 09.98 04.97 09.98	+ ABS + ABS + ABS	13.0460-7101.2	607101		21866 15,3 + VW
	2.0 GT 2.8 VR6		1H-S-560000 11.91 1H-S-560000 01.92		13.0460-2806.2	602806		20168 19,3 +/-WK/S LUC
	2.0 GT	1H-S-560001	04.96		13.0460-2958.2	602958		20168 19,3 /S LUC





















¹⁾ + 17" wheel / + ruota 17" / + roue 17" / + rueda 17"

²⁾ + manual transmission / + scatola cambio velocità / + transmission mécanique / + cambio de velocidad

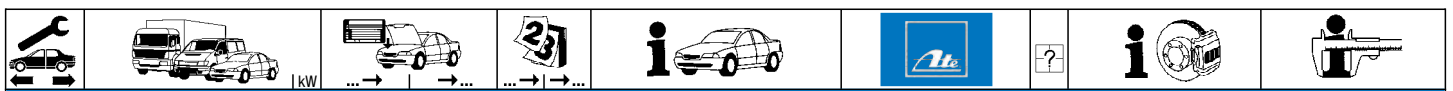
³⁾ + autom.transmission / + scatola cambio automatico / + transmission automatique / + cambio automático

VOLKSWAGEN VENTO (92-98)													
	2.0 GT 2.8 VR6		1H-S-560001		05.96 09.98	09.98 09.98			13.0460-7081.2 13.0470-7081.2	607081 LD7081		21911 20,3 + 21911 20,3 +	ATE ATE
	1.4 1.6 1.6 1.8 1.8 CL/GL 1.9 D 1.9 SDI 1.9 TD	55 55 55 66	1H-S-430000 1H-S-430000		11.91 09.92 09.92 01.92 11.91 04.97 11.91	09.98 09.98 09.98 09.98 09.98 09.98 09.98	- ABS + Automatikgetriebe 1) + Schaltgetriebe 2) + Schaltgetriebe 2) - ABS - ABS	24.0112-0106.1 24.0312-0106.1	412106 512106			239 12,0 10,0 +S +B 239 12,0 10,0 +S +B PD	
	1.6 1.6 CL/GL 1.8 1.8 CL/GL 1.9 TD 1.9 TDI	55 74 55 66 55 66	1H-S-430001 1H-S-430001 1H-S-430001 1H-S-430001		07.94 01.92 09.98 09.98 07.93	09.98 09.98 09.98 09.98 09.98	+ Automatikgetriebe 1) + Automatikgetriebe 1) - ABS	24.0113-0178.1 24.0313-0178.1	413178 513178			256 12,9 11,0 +S +B 256 12,9 11,0 +S +B PD	
	1.4 1.6 GT 1.8 GT 1.9 D 1.9 TDI 1.9 TDI 2.0 CL/GL	74 66 66 81			05.96 07.94 01.92 05.96 07.93 02.96 11.91	09.96 09.98 09.98 09.96 09.98 09.98 09.98	+ ABS + ABS + ABS	24.0120-0128.1 24.0320-0128.1	420128 520128			256 20,0 18,0 V L +S +B 256 20,0 18,0 V L +S +B PD	
	1.4 1.9 D 1.9 SDI				10.96 10.96 04.97	09.98 09.98 09.98	+ ABS + ABS + ABS	24.0120-0123.1 24.0320-0123.1	420123 520123			239 20,0 18,0 V L +S +B 239 20,0 18,0 V L +S +B PD	
	2.0 GT 2.8 VR6		1H-S-560000		11.91 01.92	04.96 09.98		24.0122-0100.1 24.0322-0100.1	422100 522100			280 22,0 20,0 V L +B 280 22,0 20,0 V L +B PD	
	2.0 GT 2.8 VR6		1H-S-560001		05.96 09.98	09.98 09.98		24.0125-0108.1	425108			288 25,0 23,0 V L +B	
	1.4 1.6 1.8 1.9 D 1.9 SDI 1.9 TD 1.9 TDI 2.0 2.8 VR6	55			11.91 09.92 01.92 11.91 04.97 11.91 07.93 11.91 01.92	09.98 09.98 09.98 09.98 09.98 09.98 09.98 09.98 09.98		24.0711-1361.3 24.0711-1362.3	360022 360023			Radsensor Radsensor	
	1.6 GT 1.8 GT 1.9 GT TDI 2.0 2.0 GT 2.8 VR6	74 66			07.94 01.92 07.93 11.91 11.91 01.92	09.98 09.98 09.98 09.98 09.98 09.98		13.0460-2937.2 13.0460-0419.2	602937 610419			20961 15,2 /Zub/S Belagsatz-Zubehör	LUC LUC
	1.9 TDI 2.0 GT 2.8 VR6	81	1H-P-240001 1H-P-240001		02.96 09.98 09.98	09.98 09.98 09.98		13.0460-2984.2 13.0460-0072.2	602984 610072			20961 17,2 /Zub/S Belagsatz-Zubehör	LUC LUC
	1.6 GT 1.8 GT 1.9 GT TDI 1.9 TDI 2.0 CL/GL	74 66 81			07.94 01.92 07.93 02.96 11.91	09.98 09.98 09.98 09.98 09.98		24.0110-0111.1 24.0110-0275.2	410111 410275		für 4-Loch-Felge/- Sensorring 3) mit Sensorring 4)	226 10,0 8,0 +B 226 10,0 8,0	
	2.0 GT 2.8 VR6				11.91 01.92	09.98 09.98		24.0110-0203.1 24.0110-0276.2	410203 410276		für 5-Loch-Felge 5) mit Sensorring 4)	226 10,0 8,0 +B 226 10,0 8,0	
	1.4 1.6 1.8 1.9 D 1.9 TD 1.9 TDI 2.0 2.8 VR6	55	1H-S-385334 1H-S-385334 1H-S-385334 1H-S-385334 1H-S-385334 1H-S-385334 1H-S-385334 1H-S-385334		11.91 09.92 01.92 11.91 11.91 07.93 11.91 01.92	09.98 09.98 09.98 09.98 09.98 09.98 09.98 09.98		24.0721-1937.1	360040	2		Radsensor L=1062	
	1.4 1.6 1.8 1.9 D 1.9 SDI 1.9 TD 1.9 TDI 2.0 2.8 VR6	55	1H-S-385335 1H-S-385335 1H-S-385335 1H-S-385335 1H-S-385335 1H-S-385335 1H-S-385335 1H-S-385335		04.97 09.98 09.98 09.98 09.98 09.98 09.98 09.98	09.98 09.98 09.98 09.98 09.98 09.98 09.98 09.98		24.0721-1191.3	360091	2		Radsensor L=1043	
	1.4 1.6 1.8 1.9 D 1.9 SDI 1.9 TD 1.9 TDI	55 66			11.91 09.92 01.92 11.91 04.97 11.91 07.93	09.98 09.98 09.98 09.98 09.98 09.98 09.98	- GT - GT	03.0137-0268.2 03.0137-9168.2	650268 669168			200 x 40 HEB Bremsbacken-Zubehör	VW VW
	1.4 1.6 1.8 1.9 D 1.9 SDI	55			11.91 09.92 01.92 11.91 04.97	09.98 09.98 09.98 09.98 09.98	- GT	24.0220-0018.1 24.0220-0718.2	480019 480209		ohne Sensorring 6) ohne Sensorring 6)	200/201 x 50,5 - Lager 200/201,5 x 50,5 + Lager	

1) + autom.transmission / + scatola cambio automatico / + transmission automatique / + cambio automático
2) + manual transmission / + scatola cambio velocità / + transmission mécanique / + cambio de velocidad
3) for 4-hole rim/sensor ring / per cerch.4 fori/sensore ruota / pour jante 4 trous/-roue codeuse / para llanta cuatro agujeros/-anillo sensor
4) with sensor ring / con sensori / avec secours ABS / con anillo sensor ABS
5) for 5 bore wheel rim / per cerchione a 5 fori / pour jante à 5 trous / para Llantas de 5 taladros
6) without sensor ring / senza sensori / sans secours ABS / sin anillo sensor ABS

										
VOLKSWAGEN VENTO (92-98)										
	1.9 TD 1.9 TDI	55 66		11.91 07.93	09.98 09.98	- GT	24.0220-0018.1 24.0220-0718.2	480019 480209	ohne Sensorring ¹⁾ ohne Sensorring ¹⁾	200/201 x 50,5 - Lager 200/201,5 x 50,5 + Lager
	1.4 1.6 1.6 1.8 1.8 CL/GL 1.9 D 1.9 SDI 1.9 TD 1.9 TDI	55 55 55 66	1H-S-430000 1H-S-430000	11.91 09.92 09.92 01.92	09.98 09.98 09.98 09.98		03.0420-1517.3 03.0520-1517.3	681517 691517		17,46/200x40 Kit 17,46/200x40 TopKit
	1.6 1.6 CL/GL 1.8 1.8 CL/GL 1.9 TD 1.9 TDI	55 74 55 66 55 66	1H-S-430001 1H-S-430001	07.94 01.92	09.98 09.98 09.98 09.98	- GT	03.0420-4219.3 03.0520-4219.3	684219 694219		19,05/200x40 Kit 19,05/200x40 TopKit
VOLKSWAGEN up (11-)										
	1.0 1.0 1.0 EcoFuel e-up	44 55 50 60		12.11 12.11 11.12 09.13		PR: 1LA,1ZQ PR: 1LA,1ZQ PR: 1LA,1ZQ PR: 1ZQ	13.0460-7111.2 13.0470-7111.2	607111 LD7111		23130 19,6 + 23130 19,6 +
	1.0 1.0 1.0 EcoFuel e-up	44 55 50 60		12.11 12.11 11.12 09.13		PR: 1LA,1ZQ PR: 1LA,1ZQ PR: 1LA,1ZQ PR: 1LA,1ZQ	24.0122-0281.1	422281		256 22,0 19,0 V L +S +B
	1.0 1.0 1.0 EcoFuel e-up	44 55 50 60		12.11 12.11 11.12 09.13			24.0711-5273.3 24.0711-5274.3	360303 360304	<input type="checkbox"/> <input type="checkbox"/>	Radsensor Radsensor
	1.0 1.0 1.0 EcoFuel e-up	44 55 50 60		12.11 12.11 11.12 09.13			24.0711-6233.3 24.0711-6234.3	360315 360316	<input type="checkbox"/> <input type="checkbox"/>	Radsensor Radsensor
	1.0 1.0	44 55		12.11 12.11	05.12 05.12		03.0137-0268.2 03.0137-9168.2	650268 669168		200 x 40 HEB Bremsbacken-Zubehör
	1.0 1.0 1.0 EcoFuel e-up	44 55 50 60		06.12 06.12 11.12 09.13			03.0137-0268.2 03.0137-9168.2	650268 669168		200 x 40 HEB Bremsbacken-Zubehör
	1.0 1.0 1.0 EcoFuel	44 55 50		12.11 12.11 11.12			03.0520-4817.3	694817		17,46/200x40 TopKit
VOLVO 440 (88-96)										
	1.6 1.7 1.7 1.7 1.7	61 64 70 75 78	EKC 006386 EKC 006386 EKC 006386 EKC 006386 EKC 006386	09.88 09.88 08.88 08.89 09.88			13.0460-2846.2	602846		21010 15,8 /S
	1.6 1.7 1.7 1.7 1.7 1.7 1.8 1.9 TD 2.0	61 64 70 75 78 66 66 80	EKC 006387 EKC 006387 EKC 006387 EKC 006387 EKC 006387	12.96 12.96 07.89 12.96 12.96 08.91 07.94 07.96			13.0460-2812.2	602812		21217 18,0 /S
	1.7 T 1.7 T 2.0 2.0	88 90 80 81		08.88 01.91 08.93 08.92	07.96 12.96 07.96 07.95		13.0460-7146.2	607146		20147 17,0 +
	1.6 1.7 1.7 1.7 1.7 1.8 1.9 TD 2.0	61 64 70 75 78 66 66 80	EKC 006387	09.88 09.88 08.88 08.89 09.88 08.91 07.94 07.96	12.96 12.96 07.89 12.96 12.96 12.96 12.96 07.96		24.0112-0135.1	412135		260 12,0 10,8
	1.7 T 1.7 T 2.0 2.0	88 90 80 81		08.88 01.91 08.93 08.92	07.96 12.96 07.96 07.95		24.0122-0164.1	422164		256 22,0 20,0 V
	1.6 1.7 1.7 1.7 1.7 1.7 T 1.7 T 1.8 1.9 TD	61 64 70 75 78 88 90 66 66		09.88 09.88 08.88 08.89 09.88 08.88 01.91 08.91 07.94	12.96 12.96 07.89 12.96 12.96 07.96 12.96 12.96 12.96		24.0711-1119.3 24.0711-1141.3	360261 360262	<input type="checkbox"/> <input type="checkbox"/>	Radsensor L=990 Radsensor L=1065

¹⁾ without sensor ring / senza sensori / sans secours ABS / sin anillo sensor ABS



VOLVO 440 (88-96)											
	2.0 2.0	80 81		08.93 08.92	07.96 07.95		24.0711-1119.3 24.0711-1141.3	360261 360262		Radsensor L=990 Radsensor L=1065	
	1.6 1.7 1.7 1.7 T 1.7 T 1.8 1.9 TD 2.0	61 75 78 88 90 66 66 81		09.88 08.89 09.88 08.88 01.91 08.91 07.94 08.92	12.96 12.96 12.96 07.96 12.96 12.96 12.96 07.95		13.0460-3306.2	603306		21089 15,0 + ATE	
	1.6 1.7 1.7 1.7 T 1.7 T 1.8 1.9 TD 2.0	61 75 78 88 90 66 66 81		09.88 08.89 09.88 08.88 01.91 08.91 07.94 08.92	12.96 12.96 12.96 07.96 12.96 12.96 12.96 07.95		24.0109-0125.1	409125		228 9,0 8,0	
	1.6 1.7 1.7 1.7 1.7 1.7 T 1.7 T 1.8 1.9 TD 2.0 2.0	61 64 70 75 78 88 90 66 66 80 81		09.88 09.88 08.88 08.89 09.88 08.88 01.91 08.91 07.94 08.93 08.92	12.96 12.96 07.89 12.96 12.96 07.96 12.96 12.96 12.96 07.96 07.95		24.0721-1915.3 24.0721-1916.3	360149 360150		Radsensor L=847 Radsensor L=847	
	1.6 1.7 1.7 1.7 1.7 1.8 1.9 TD 2.0	61 64 70 75 78 66 66 80		09.88 08.88 08.88 08.89 09.88 08.91 07.94 08.93	12.96 12.96 07.89 12.96 12.96 12.96 12.96 07.96		03.0137-0258.2 03.0137-9158.2	650258 669158		203 x 38 HEB Bremsbacken-Zubehör	LUC LUC
	1.6 1.7 1.7 1.7 1.7 1.8 1.9 TD 2.0	61 64 70 75 78 66 66 80		09.88 08.88 08.88 08.89 09.88 08.91 07.94 08.93	12.96 12.96 07.89 12.96 12.96 12.96 12.96 07.96		24.0220-3015.1	480091		203/204,5 x 46,5	

VOLVO 460 (88-96)											
	1.7 1.7 1.7 1.7	64 66 75 80	EKC 006386 EKC 006386 EKC 006386 EKC 006386	09.88 09.90 08.89 08.89			13.0460-2846.2	602846		21010 15,8 /S	LUC
	1.6 1.7 1.7 1.7 1.7 1.7 1.8 1.9 TD 2.0 2.0	61 64 66 75 80 66 66 80 81	EKC 006387 EKC 006387 EKC 006387 EKC 006387	07.92 07.96 07.96 07.92 07.92 08.91 07.94 07.96 08.92	07.96 07.96 07.96 07.92 07.96 07.96 07.96 07.96 07.95		13.0460-2812.2	602812		21217 18,0 /S	LUC
	1.7 T 1.7 T 2.0 2.0	88 90 80 81		08.89 01.91 08.93 08.92	07.96 07.96 07.96 07.95		13.0460-7146.2	607146		20147 17,0 +	ATE
	1.6 1.7 1.7 1.7 1.7 1.8 1.9 TD 2.0 2.0	61 64 66 75 80 66 66 80 81		07.92 09.88 09.90 08.89 08.89 08.91 07.94 07.96 08.92	07.96 07.96 07.96 07.92 07.96 07.96 07.96 07.96 07.95		24.0112-0135.1	412135	nur für Lucas-Sättel 1)	260 12,0 10,8	
	1.7 T 1.7 T 2.0 2.0	88 90 80 81		08.89 01.91 08.93 08.92	07.96 07.96 07.96 07.95		24.0122-0164.1	422164	nur für ATE-Sättel 2)	256 22,0 20,0 V	
	1.6 1.7 1.7 1.7 1.7 1.7 T 1.7 T 1.8	61 64 66 75 80 88 90 66		07.92 09.88 09.90 08.89 08.89 08.89 01.91 08.91	07.96 07.96 07.96 07.92 07.92 07.96 07.96 07.96		24.0711-1119.3 24.0711-1141.3	360261 360262		Radsensor L=990 Radsensor L=1065	























1) only for Lucas calipers / solo per pinze Lucas / seulement pour étriers Lucas / solo para pinzas Lucas

2) only for ATE calipers / solo per pinze ATE / seules pour étriers ATE / solo para pinzas ATE























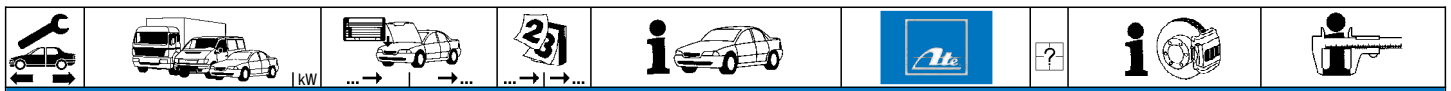
VOLVO 460 (88-96)									
	1.9 TD 2.0 2.0	66 80 81		07.94 08.93 08.92	07.96 07.96 07.95	24.0711-1119.3 24.0711-1141.3	360261 360262		Radsensor L=990 Radsensor L=1065
	1.7 1.7 T 1.7 T 1.8 1.9 TD 2.0	75 80 88 90 66 66 81		08.89 08.89 08.89 08.91 07.94 08.92	07.92 07.92 07.96 07.96 07.96 07.95	13.0460-3306.2	603306		21089 15,0 + ATE
	1.7 1.7 T 1.7 T 1.8 1.9 TD 2.0	75 80 88 90 66 66 81		08.89 08.89 08.89 08.91 07.94 08.92	07.92 07.92 07.96 07.96 07.96 07.95	24.0109-0125.1	409125		228 9,0 8,0
	1.6 1.7 1.7 1.7 1.7 1.7 T 1.7 T 1.8 1.9 TD 2.0 2.0	61 64 66 75 80 88 90 66 66 80 81		07.92 09.88 09.90 08.89 08.89 01.91 08.91 07.94 08.93 08.92	07.96 07.96 07.96 07.92 07.92 07.96 07.96 07.96 07.96 07.96 07.95	24.0721-1915.3 24.0721-1916.3	360149 360150		Radsensor L=847 Radsensor L=847
	1.6 1.7 1.7 1.7 1.7 1.8 1.9 TD 2.0	61 64 66 75 80 66 66 80		07.92 09.88 09.90 08.89 08.89 08.91 07.94 08.93	07.96 07.96 07.96 07.92 07.92 07.96 07.96 07.96	03.0137-0258.2 03.0137-9158.2	650258 669158		203 x 38 HEB Bremsbacken-Zubehör LUC
	1.6 1.7 1.7 1.7 1.7 1.8 1.9 TD 2.0	61 64 66 75 80 66 66 80		07.92 09.88 09.90 08.89 08.89 08.91 07.94 08.93	07.96 07.96 07.96 07.92 07.92 07.96 07.96 07.96	24.0220-3015.1	480091		203/204,5 x 46,5
VOLVO 480 (86-96)									
	1.7 1.7 1.7	70 78 80	EKC 538519 EKC 538519	08.87 04.86 08.86	07.89 07.88	13.0460-2846.2	602846		21010 15,8 /S LUC
	1.7 1.7 1.7	70 75 78	EKC 538520 EKC 538520	08.89	07.89 07.96 07.89	13.0460-2812.2	602812		21217 18,0 /S LUC
	1.7 T 1.7 T 2.0	88 90 81		08.87 01.91 08.92	07.96 07.96 09.95	13.0460-7146.2	607146		20147 17,0 + ATE
	1.7 1.7 1.7 1.7	70 75 78 80		08.87 08.89 04.86 08.86	07.89 07.96 07.89 07.88	24.0112-0135.1	412135		260 12,0 10,8
	1.7 T	88		08.87	07.96	24.0112-0135.1 24.0122-0164.1	412135 422164		260 12,0 10,8 256 22,0 20,0 V
	1.7 T 2.0	90 81		01.91 08.92	07.96 09.95	24.0122-0164.1	422164		256 22,0 20,0 V
	1.7 1.7 1.7 1.7 1.7 T 1.7 T 2.0	70 75 78 80 88 90 81		08.87 08.89 04.86 08.86 08.87 01.91 08.92	07.89 07.96 07.89 07.88 07.96 07.96 09.95	24.0711-1119.3 24.0711-1141.3	360261 360262		Radsensor L=990 Radsensor L=1065
	1.7 1.7 1.7 1.7 1.7 T 1.7 T 2.0	70 75 78 80 88 90 81		08.87 08.89 04.86 08.86 08.87 01.91 08.92	07.89 07.96 07.89 07.88 07.96 07.96 09.95	13.0460-3306.2	603306		21089 15,0 + ATE
	1.7 1.7 1.7 1.7 1.7 T 1.7 T 2.0	70 75 78 80 88 90 81		08.87 08.89 04.86 08.86 08.87 01.91 08.92	07.89 07.96 07.89 07.88 07.96 07.96 09.95	24.0109-0125.1	409125		228 9,0 8,0



								
VOLVO 480 (86-96)								
	1.7 1.7 1.7 1.7 1.7 T 1.7 T 2.0	70 75 78 80 88 90 81		08.87 08.89 04.86 08.86 08.87 01.91 08.92	07.89 07.96 07.89 07.88 07.96 07.96 09.95	24.0721-1915.3 24.0721-1916.3	360149 360150	Radsensor L=847 Radsensor L=847
VOLVO 850 Limousine (91-96)								
	2.0 2.0 2.0 T 2.5 2.5 2.5 2.5 TDI 2.3 T5 2.3 T5 R	93 105 155 103 106 125 103 166 184		08.94 06.91 08.93 06.91 08.94 08.91 08.95 08.93 08.95	12.96 12.96 12.96 07.94 12.96 12.96 12.96 07.96 12.96	13.0460-7053.2 13.0470-7053.2	607053 LD7053	21273 19,5 +/-WE 21273 19,5 +/-WE ATE ATE
	2.0 2.0 2.0 T 2.3 T5 2.3 T5 R 2.5 2.5 2.5 2.5 TDI 2.5 2.5	93 105 155 166 184 103 106 125 103 103 125		08.94 06.91 08.93 08.93 08.95 09.93 08.94 09.93 08.95 06.91 08.91	12.96 12.96 12.96 07.96 12.96 07.94 12.96 12.96 12.96 08.93 08.93	24.0126-0102.1 24.0126-0101.1	426102 426101	280 26,0 23,0 V +B 280 26,0 23,0 V +B
	2.0 2.0 2.0 T 2.3 T5 2.3 T5 R 2.5 2.5 2.5 2.5 TDI	93 105 155 166 184 103 106 125 103		08.94 06.91 08.93 08.93 08.95 06.91 08.94 06.91 08.95	12.96 12.96 12.96 07.96 12.96 07.94 12.96 12.96 12.96	24.0711-1146.1	360060	2  Radsensor
	2.0 2.0 2.0 T 2.3 T5 2.3 T5 R 2.5 2.5 2.5 2.5 TDI	93 105 155 166 184 103 106 125 103		08.94 06.91 08.93 08.93 08.95 06.91 08.94 08.91 08.95	12.96 12.96 12.96 07.96 12.96 07.94 12.96 12.96 12.96	13.0460-3403.2 13.0460-0088.2	603403 610088	20755 14,4 /Zub Belagsatz-Zubehör ATE ATE
	2.0 2.0 2.0 T 2.3 T5 2.3 T5 R 2.5 2.5 2.5 2.5 TDI 2.5 2.5	93 105 155 166 184 103 106 125 103 103 125		08.94 06.91 08.93 08.93 08.95 09.93 08.94 09.93 08.95 06.91 08.91	12.96 12.96 12.96 07.96 12.96 07.94 12.96 12.96 12.96 08.93 08.93	24.0110-0214.1 24.0110-0216.1	410214 410216	295 9,6 8,4 +B 295 9,6 8,4
	2.0 2.0 2.0 T 2.3 T5 2.3 T5 R 2.5 2.5 2.5 2.5 TDI 2.5 2.5	93 105 155 166 184 103 106 125 103 103 125		08.94 06.91 08.93 08.93 08.95 09.93 08.94 09.93 08.95 06.91 08.91	12.96 12.96 12.96 07.96 12.96 07.94 12.96 12.96 12.96 08.93 08.93	24.0741-1105.1	360195	1  Radsensor L=1220/1840
	2.0 2.0 2.0 T 2.3 T5 2.3 T5 R 2.5 2.5 2.5 2.5 TDI	93 105 155 166 184 103 106 125 103		08.94 06.91 08.93 08.93 08.95 06.91 08.94 08.91 08.95	12.96 12.96 12.96 07.96 12.96 07.94 12.96 12.96 12.96	03.0137-0260.2 03.0137-9176.2	650260 669176	178 x 25 Bremsbacken-Zubehör
VOLVO 850 Kombi (92-96)								
	2.0 2.0 2.0 T 2.5 2.5 2.5	93 105 155 103 106 125		08.94 02.93 02.93 08.92 08.94 09.92	12.96 12.96 12.96 07.94 12.96 12.96	13.0460-7053.2 13.0470-7053.2	607053 LD7053	21273 19,5 +/-WE 21273 19,5 +/-WE ATE ATE
								



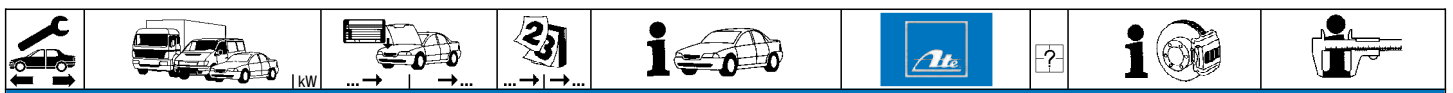
										
VOLVO 850 Kombi (92-96)										
	2.5 AWD	142		04.96	12.96	13.0460-7053.2	607053		21273 19,5 +/WE	ATE
	2.5 TDI	103		08.95	12.96	13.0470-7053.2	LD7053		21273 19,5 +/WE	ATE
	2.3 T5	166		02.93	12.96	13.0460-7053.2	607053		21273 19,5 +/WE	ATE
	2.3 T5 R	184		08.95	12.96					
	2.0	93		08.94	12.96	24.0126-0102.1	426102		280 26,0 23,0 V +B	
	2.0	105		02.93	12.96					
	2.0 T	155		02.93	12.96					
	2.3 T5	166		02.93	12.96					
	2.3 T5 R	184		08.95	12.96					
	2.5	103		09.93	07.94					
	2.5	106		08.94	12.96					
	2.5	125		08.93	12.96					
	2.5 AWD	142		04.96	12.96					
	2.5 TDI	103		08.95	12.96					
	2.5	103		08.92	08.93	24.0126-0101.1	426101		280 26,0 23,0 V +B	
	2.5	125		09.92	08.93					
	2.0	93		08.94	12.96	24.0711-1146.1	360060	2 		Radsensor
	2.0	105		02.93	12.96					
	2.0 T	155		02.93	12.96					
	2.3 T5	166		02.93	12.96					
	2.3 T5 R	184		08.95	12.96					
	2.5	103		08.92	07.94					
	2.5	106		08.94	12.96					
	2.5	125		09.92	12.96					
	2.5 AWD	142		04.96	12.96					
	2.5 TDI	103		08.95	12.96					
	2.0	93		08.94	12.96	13.0460-3403.2	603403		20755 14,4 /Zub	ATE
	2.0	105		02.93	12.96	13.0460-0088.2	610088		Belagsatz-Zubehör	ATE
	2.0 T	155		02.93	12.96					
	2.3 T5	166		02.93	12.96					
	2.3 T5 R	184		08.95	12.96					
	2.5	103		08.92	07.94					
	2.5	106		08.94	12.96					
	2.5	125		09.92	12.96					
	2.5 TDI	103		08.95	12.96					
	2.5 AWD	142		04.96	12.96	13.0460-2935.2	602935		21385 13,8 /S	LUC
	2.0	93		08.94	12.96	24.0110-0214.1	410214		295 9,6 8,4 +B	
	2.0	105		02.93	12.96					
	2.0 T	155		02.93	12.96					
	2.3 T5	166		02.93	12.96					
	2.3 T5 R	184		08.95	12.96					
	2.5	103		09.93	07.94					
	2.5	106		08.94	12.96					
	2.5	125		09.93	12.96					
	2.5 TDI	103		08.95	12.96					
	2.5 AWD	142		04.96	12.96	24.0110-0216.1	410216		295 9,6 8,4	
	2.5	125		09.92	08.93					
	2.5 AWD	142		04.96	12.96	24.0110-0292.1	410292		283 10,0 8,0	
	2.0	93		08.94	12.96	24.0741-1105.1	360195	1 		Radsensor L=1220/1840
	2.0	105		02.93	12.96					
	2.0 T	155		02.93	12.96					
	2.3 T5	166		02.93	12.96					
	2.3 T5 R	184		08.95	12.96					
	2.5	103		09.93	07.94					
	2.5	106		08.94	12.96					
	2.5	125		09.93	12.96					
	2.5 TDI	103		08.95	12.96					
	2.5 AWD	142		04.96	12.96	24.0721-1113.1	360193	2 		Radsensor
	2.5	125		09.92	08.93					
	2.0	93		08.94	12.96	03.0137-0260.2	650260		178 x 25	
	2.0	105		02.93	12.96	03.0137-9176.2	669176		Belagsatz-Zubehör	
	2.0 T	155		02.93	12.96					
	2.3 T5	166		02.93	12.96					
	2.3 T5 R	184		08.95	12.96					
	2.5	103		08.92	07.94					
	2.5	106		08.94	12.96					
	2.5	125		09.92	12.96					
	2.5 TDI	103		08.95	12.96					
	2.5 AWD	142		04.96	12.96	03.0137-0449.2	650449		178 x 25	
VOLVO 940 I Limousine (90-95)										
	2.0 T	114		01.91	12.91	13.0460-3914.2	603914	- ABS	21233 16,7	BDX
	2.3			08.90	12.91	13.0460-2943.2	602943	- ABS	21266 17,0 /S	LUC
	2.3	114		08.90	07.91	13.0460-2985.2	602985	+ ABS	20164 18,2	LUC
	2.3 T	121		08.90	12.91	13.0460-0429.2	610429		Belagsatz-Zubehör	BDX
	2.3 T	140		08.91	12.91					
	2.4 D	60		08.90	12.91					
	2.4 TD	80		08.90	12.91					
	2.4 TD Intercooler	90		08.90	12.91					
	2.0	82		01.92	07.94	13.0460-3914.2	603914		21233 16,7	BDX
	2.0 T	114		01.92	07.95	13.0460-2985.2	602985		20164 18,2	LUC
2.3			01.92	12.94	13.0460-0429.2	610429		Belagsatz-Zubehör	BDX	
2.3	85		08.92	07.94						
2.3 T	121		01.92	07.94						
2.3 T	140		01.92	07.93						



VOLVO 940 I Limousine (90-95)

	2.4 D 2.4 TD 2.4 TD Intercooler	60 80 90		01.92 01.92 01.92	12.94 12.94 12.94		13.0460-3914.2 13.0460-2985.2 13.0460-0429.2	603914 602985 610429			21233 16,7 20164 18,2 Belagsatz-Zubehör	BDX LUC BDX
	2.0 T 2.3 2.3 2.3 T 2.3 T 2.4 D 2.4 TD 2.4 TD Intercooler	114 114 114 121 140 60 80 90		01.91 08.90 08.90 08.90 08.91 08.90 08.90 08.90	12.91 12.91 07.91 12.91 12.91 12.91 12.91 12.91		24.0122-0137.1 24.0126-0105.1	422137 426105	- ABS + ABS		287 22,0 20,0 V 280 26,0 23,0 V +B	
	2.0 2.0 T 2.3 2.3 2.3 T 2.3 T 2.4 D 2.4 TD 2.4 TD Intercooler	82 114 85 114 121 140 60 80 90		01.92 01.92 01.92 08.92 01.92 01.92 01.92 01.92 01.92	07.94 07.95 12.94 07.94 07.94 07.93 12.94 12.94 12.94		24.0126-0105.1	426105			280 26,0 23,0 V +B	
	2.0 2.0 T 2.3 2.3 2.3 T 2.3 T 2.4 D 2.4 TD 2.4 TD Intercooler	82 114 85 114 121 140 60 80 90		01.92 01.91 08.90 08.92 08.90 08.90 08.90 08.90 08.90	07.94 07.95 12.94 07.94 07.91 07.93 12.94 12.94 12.94	- Multi-Link-Achse 1) - Multi-Link-Achse 1) - Multi-Link-Achse 1) - Multi-Link-Achse 1) - Multi-Link-Achse 1) - Multi-Link-Achse 1) - Multi-Link-Achse 1) - Multi-Link-Achse 1) - Multi-Link-Achse 1)	13.0460-3401.2 13.0460-0088.2	603401 610088		20755 14,4 Belagsatz-Zubehör	ATE ATE	
	2.0 2.0 T 2.3 2.3 2.3 T 2.3 T 2.4 D 2.4 TD 2.4 TD Intercooler	82 114 85 114 121 140 60 80 90		01.92 01.91 08.90 08.92 08.90 08.90 08.90 08.90 08.90	07.94 07.95 12.94 07.94 07.91 07.94 12.94 12.94 12.94	+ Multi-Link-Achse 2) + Multi-Link-Achse 2) + Multi-Link-Achse 2) + Multi-Link-Achse 2) + Multi-Link-Achse 2) + Multi-Link-Achse 2) + Multi-Link-Achse 2) + Multi-Link-Achse 2) + Multi-Link-Achse 2)	13.0460-2935.2	602935		21385 13,8 /S	LUC	
	2.0 2.0 T 2.3 2.3 2.3 T 2.3 T 2.4 D 2.4 TD 2.4 TD Intercooler	82 114 85 114 121 140 60 80 90		01.92 01.91 08.90 08.92 08.90 08.90 08.90 08.90 08.90	07.94 07.95 12.94 07.94 07.91 07.91 12.94 12.94 12.94	- Multi-Link-Achse 1) - Multi-Link-Achse 1) - Multi-Link-Achse 1) - Multi-Link-Achse 1) - Multi-Link-Achse 1) - Multi-Link-Achse 1) - Multi-Link-Achse 1) - Multi-Link-Achse 1) - Multi-Link-Achse 1)	24.0110-0189.1	410189		281 9,6 8,4 +B		
	2.0 2.0 T 2.3 2.3 2.3 T 2.3 T 2.4 D 2.4 TD 2.4 TD Intercooler	82 114 85 114 121 140 60 80 90		01.92 01.91 08.90 08.92 08.90 08.90 08.90 08.90 08.90	07.94 07.95 12.94 07.94 07.91 07.94 12.94 12.94 12.94	+ Multi-Link-Achse 2) + Multi-Link-Achse 2) + Multi-Link-Achse 2) + Multi-Link-Achse 2) + Multi-Link-Achse 2) + Multi-Link-Achse 2) + Multi-Link-Achse 2) + Multi-Link-Achse 2) + Multi-Link-Achse 2)	24.0110-0206.1	410206		265 10,0 8,0		
	2.0 2.0 T 2.3 2.3 2.3 T 2.3 T 2.4 D 2.4 TD 2.4 TD Intercooler	82 114 85 114 121 140 60 80 90		01.92 01.91 08.90 08.92 08.90 08.90 08.90 08.90 08.90	07.94 07.95 12.94 07.94 07.91 07.91 12.94 12.94 12.94	- Multi-Link-Achse 1) - Multi-Link-Achse 1) - Multi-Link-Achse 1) - Multi-Link-Achse 1) - Multi-Link-Achse 1) - Multi-Link-Achse 1) - Multi-Link-Achse 1) - Multi-Link-Achse 1) - Multi-Link-Achse 1)	03.0137-0169.2 03.0137-9065.2	650169 669065		160 x 25 Bremsbacken-Zubehör		
	2.0 2.0 T 2.3 2.3 2.3 T 2.3 T 2.4 D 2.4 TD 2.4 TD Intercooler	82 114 85 114 121 140 60 80 90		01.92 01.91 08.90 08.92 08.90 08.90 08.90 08.90 08.90	07.94 07.95 12.94 07.94 07.91 07.91 12.94 12.94 12.94	+ Multi-Link-Achse 2) + Multi-Link-Achse 2) + Multi-Link-Achse 2) + Multi-Link-Achse 2) + Multi-Link-Achse 2) + Multi-Link-Achse 2) + Multi-Link-Achse 2) + Multi-Link-Achse 2) + Multi-Link-Achse 2)	03.0137-0299.2 03.0137-9199.2	650299 669199		160 x 25 Bremsbacken-Zubehör		

1) - multi link axle / - assale Multi-link / - essieu multi-link / - eje Multi-Link
2) + multi link axle / + assale Multi-link / + essieu multi-link / + eje Multi-Link

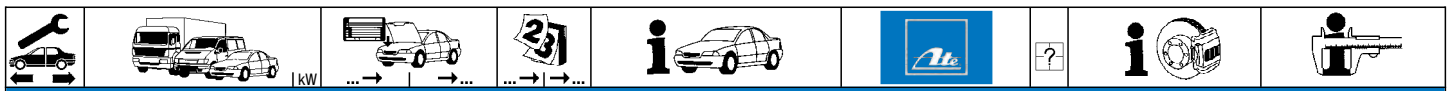


VOLVO 940 I Kombi (90-95)

	2.0 T	114		01.91	12.91	13.0460-3914.2	603914	- ABS	21233 16,7	BDX
	2.3	96		08.90	12.91	13.0460-2943.2	602943	- ABS	21266 17,0 /S	LUC
	2.3	114		08.90	07.91	13.0460-2985.2	602985	+ ABS	20164 18,2	LUC
	2.3 T	121		08.90	12.91	13.0460-0429.2	610429	- ABS	Belagsatz-Zubehör	BDX
	2.3 T	140		08.91	12.91					
	2.4 D	60		08.90	12.91					
	2.4 TD	80		08.90	12.91					
	2.4 TD Intercooler	90		08.90	12.91					
	2.0	82		01.92	07.94	13.0460-3914.2	603914	- ABS	21233 16,7	BDX
	2.0 T	114		01.92	07.95	13.0460-2943.2	602943	- ABS	21266 17,0 /S	LUC
	2.3	85		08.92	07.94	13.0460-0429.2	610429		Belagsatz-Zubehör	BDX
	2.3	96		01.92	07.94	13.0460-2985.2	602985	+ ABS	20164 18,2	LUC
	2.3 T	121		01.92	07.94					
	2.3 T	140		01.92	07.93					
2.4 D	60		01.92	07.95						
2.4 TD	80		01.92	07.94						
2.4 TD Intercooler	90		01.92	07.94						
	2.0	82		01.92	12.92	24.0122-0137.1	422137	- ABS	287 22,0 20,0 V	
	2.0 T	114		01.91	12.91	24.0126-0105.1	426105	+ ABS	280 26,0 23,0 V +B	
	2.3	96		08.90	12.91					
	2.3	114		08.90	07.91					
	2.3 T	121		08.90	12.91					
	2.3 T	140		08.91	12.91					
	2.4 D	60		08.90	12.91					
	2.4 TD	80		08.90	12.91					
	2.4 TD Intercooler	90		08.90	12.91					
	2.0	82		01.93	07.94	24.0126-0105.1	426105	+ ABS	280 26,0 23,0 V +B	
	2.0 T	114		01.92	07.95					
	2.3	85		08.92	07.94					
	2.3	96		01.92	07.94					
	2.3 T	121		01.92	07.94					
2.3 T	140		01.92	07.93						
2.4 D	60		01.92	07.95						
2.4 TD	80		01.92	07.94						
2.4 TD Intercooler	90		01.92	07.94						
	2.0	82		01.92	07.94	13.0460-3401.2	603401	- Multi-Link-Achse ¹⁾	20755 14,4	ATE
	2.0 T	114		01.91	07.95	13.0460-0088.2	610088	- Multi-Link-Achse ¹⁾	Belagsatz-Zubehör	ATE
	2.3	85		08.92	07.94					
	2.3	96		08.90	07.94					
	2.3	114		08.90	07.91					
	2.3 T	121		08.90	07.94					
	2.3 T	140		08.91	07.93					
	2.4 D	60		08.90	07.95					
	2.4 TD	80		08.90	07.94					
	2.4 TD Intercooler	90		08.90	07.94					
	2.0	82		01.92	07.94	13.0460-2935.2	602935	+ Multi-Link-Achse ²⁾	21385 13,8 /S	LUC
	2.0 T	114		01.91	07.95					
	2.3	85		08.92	07.94					
	2.3	96		08.90	07.94					
2.3	114		08.90	07.91						
2.3 T	121		08.90	07.94						
2.3 T	140		08.91	07.93						
2.4 D	60		08.90	07.95						
2.4 TD	80		08.90	07.94						
2.4 TD Intercooler	90		08.90	07.94						
	2.0	82		01.92	07.94	24.0110-0189.1	410189	- Multi-Link-Achse ¹⁾	281 9,6 8,4 +B	
	2.0 T	114		01.91	07.95					
	2.3	85		08.92	07.94					
	2.3	96		08.90	07.94					
	2.3	114		08.90	07.91					
	2.3 T	121		08.90	07.94					
	2.3 T	140		08.91	07.93					
	2.4 D	60		08.90	07.95					
	2.4 TD	80		08.90	07.94					
	2.4 TD Intercooler	90		08.90	07.94					
	2.0	82		01.92	07.94	24.0110-0206.1	410206	+ Multi-Link-Achse ²⁾	265 10,0 8,0	
	2.0 T	114		01.91	07.95					
	2.3	85		08.92	07.94					
	2.3	96		08.90	07.94					
2.3	114		08.90	07.91						
2.3 T	121		08.90	07.94						
2.3 T	140		08.91	07.93						
2.4 D	60		08.90	07.95						
2.4 TD	80		08.90	07.94						
2.4 TD Intercooler	90		08.90	07.94						
	2.0	82		01.92	07.94	03.0137-0169.2	650169	- Multi-Link-Achse ¹⁾	160 x 25	
	2.0 T	114		01.91	07.95	03.0137-9065.2	669065	- Multi-Link-Achse ¹⁾	Bremsbacken-Zubehör	
	2.3	85		08.92	07.94					
	2.3	96		08.90	07.94					
	2.3	114		08.90	07.91					
	2.3 T	121		08.90	07.94					
	2.3 T	140		08.91	07.93					
	2.4 D	60		08.90	07.95					
	2.4 TD	80		08.90	07.94					
	2.4 TD Intercooler	90		08.90	07.94					

¹⁾ - multi link axle / - assale Multi-link / - essieu multi-link / - eje Multi-Link
²⁾ + multi link axle / + assale Multi-link / + essieu multi-link / + eje Multi-Link





VOLVO 940 I Kombi (90-95)

	2.0	82		01.92	07.94	+ Multi-Link-Achse ¹⁾	03.0137-0299.2	650299			160 x 25
	2.0 T	114		01.91	07.95	+ Multi-Link-Achse ¹⁾	03.0137-9199.2	669199			Bremsbacken-Zubehör
	2.3	85		08.92	07.94	+ Multi-Link-Achse ¹⁾					
	2.3	96		08.90	07.94	+ Multi-Link-Achse ¹⁾					
	2.3	114		08.90	07.91	+ Multi-Link-Achse ¹⁾					
	2.3 T	121		08.90	07.94	+ Multi-Link-Achse ¹⁾					
	2.3 T	140		08.91	07.93	+ Multi-Link-Achse ¹⁾					
	2.4 D	60		08.90	07.95	+ Multi-Link-Achse ¹⁾					
	2.4 TD	80		08.90	07.94	+ Multi-Link-Achse ¹⁾					
	2.4 TD Intercooler	90		08.90	07.94	+ Multi-Link-Achse ¹⁾					

VOLVO 940 II Limousine (95-98)

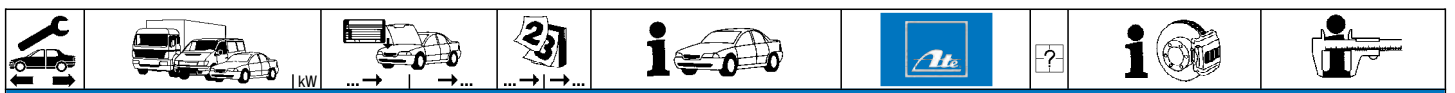
	2.0 T	114		04.96	10.98		13.0460-3914.2	603914			21233 16,7	BDX
	2.3	85		08.94	07.95		13.0460-2985.2	602985			20164 18,2	LUC
	2.3	96		08.94	10.98		13.0460-0429.2	610429			Belagsatz-Zubehör	BDX
	2.3 T	121		08.94	10.98							
	2.3 ti	99		01.95	10.98							
	2.4 TD Intercooler	90		08.94	10.98							
	2.0 T	114		04.96	10.98		24.0126-0105.1	426105			280 26,0 23,0 V +B	
	2.3	85		08.94	07.95							
	2.3	96		08.94	10.98							
	2.3 T	121		08.94	10.98							
	2.3 ti	99		01.95	10.98							
	2.4 TD Intercooler	90		08.94	10.98							
	2.0 T	114		04.96	10.98	- Multi-Link-Achse ²⁾	13.0460-3401.2	603401			20755 14,4	ATE
	2.3	85		08.94	07.95	- Multi-Link-Achse ²⁾	13.0460-0088.2	610088			Belagsatz-Zubehör	ATE
	2.3	96		08.94	10.98	- Multi-Link-Achse ²⁾						
	2.3 T	121		08.94	10.98	- Multi-Link-Achse ²⁾						
	2.3 ti	99		01.95	10.98	- Multi-Link-Achse ²⁾						
	2.4 TD Intercooler	90		08.94	10.98	- Multi-Link-Achse ²⁾						
	2.0 T	114		04.96	10.98	+ Multi-Link-Achse ¹⁾	13.0460-2935.2	602935			21385 13,8 /S	LUC
	2.3	85		08.94	07.95	+ Multi-Link-Achse ¹⁾						
	2.3	96		08.94	10.98	+ Multi-Link-Achse ¹⁾						
	2.3 T	121		08.94	10.98	+ Multi-Link-Achse ¹⁾						
	2.3 ti	99		01.95	10.98	+ Multi-Link-Achse ¹⁾						
	2.4 TD Intercooler	90		08.94	10.98	+ Multi-Link-Achse ¹⁾						
	2.0 T	114		04.96	10.98	- Multi-Link-Achse ²⁾	24.0110-0189.1	410189			281 9,6 8,4 +B	
	2.3	85		08.94	07.95	- Multi-Link-Achse ²⁾						
	2.3	96		08.94	10.98	- Multi-Link-Achse ²⁾						
	2.3 T	121		08.94	10.98	- Multi-Link-Achse ²⁾						
	2.3 ti	99		01.95	10.98	- Multi-Link-Achse ²⁾						
	2.4 TD Intercooler	90		08.94	10.98	- Multi-Link-Achse ²⁾						
	2.0 T	114		04.96	10.98	+ Multi-Link-Achse ¹⁾	24.0110-0206.1	410206			265 10,0 8,0	
	2.3	85		08.94	07.95	+ Multi-Link-Achse ¹⁾						
	2.3	96		08.94	10.98	+ Multi-Link-Achse ¹⁾						
	2.3 T	121		08.94	10.98	+ Multi-Link-Achse ¹⁾						
	2.3 ti	99		01.95	10.98	+ Multi-Link-Achse ¹⁾						
	2.4 TD Intercooler	90		08.94	10.98	+ Multi-Link-Achse ¹⁾						
	2.0 T	114		04.96	10.98	- Multi-Link-Achse ²⁾	03.0137-0169.2	650169			160 x 25	
	2.3	85		08.94	07.95	- Multi-Link-Achse ²⁾	03.0137-9065.2	669065			Bremsbacken-Zubehör	
	2.3	96		08.94	10.98	- Multi-Link-Achse ²⁾						
	2.3 T	121		08.94	10.98	- Multi-Link-Achse ²⁾						
	2.3 ti	99		01.95	10.98	- Multi-Link-Achse ²⁾						
	2.4 TD Intercooler	90		08.94	10.98	- Multi-Link-Achse ²⁾						
	2.0 T	114		04.96	10.98	+ Multi-Link-Achse ¹⁾	03.0137-0299.2	650299			160 x 25	
	2.3	85		08.94	07.95	+ Multi-Link-Achse ¹⁾	03.0137-9199.2	669199			Bremsbacken-Zubehör	
	2.3	96		08.94	10.98	+ Multi-Link-Achse ¹⁾						
	2.3 T	121		08.94	10.98	+ Multi-Link-Achse ¹⁾						
	2.3 ti	99		01.95	10.98	+ Multi-Link-Achse ¹⁾						
	2.4 TD Intercooler	90		08.94	10.98	+ Multi-Link-Achse ¹⁾						

VOLVO 940 II Kombi (95-98)

	2.0 T	114		04.96	10.98		13.0460-3914.2	603914			21233 16,7	BDX
	2.3	85		08.94	07.95		13.0460-2985.2	602985			20164 18,2	LUC
	2.3	96		08.94	10.98		13.0460-0429.2	610429			Belagsatz-Zubehör	BDX
	2.3 T	121		08.94	10.98							
	2.3 T	126		08.95	10.98							
	2.3 ti	99		01.95	10.98							
	2.4 TD Intercooler	90		08.94	10.98							
	2.0 T	114		04.96	10.98		24.0126-0105.1	426105			280 26,0 23,0 V +B	
	2.3	85		08.94	07.95							
	2.3	96		08.94	10.98							
	2.3 T	121		08.94	10.98							
	2.3 T	126		08.95	10.98							
	2.3 ti	99		01.95	10.98							
	2.4 TD Intercooler	90		08.94	10.98							
	2.0 T	114		04.96	10.98	- Multi-Link-Achse ²⁾	13.0460-3401.2	603401			20755 14,4	ATE
	2.3	85		08.94	07.95	- Multi-Link-Achse ²⁾	13.0460-0088.2	610088			Belagsatz-Zubehör	ATE
	2.3	96		08.94	10.98	- Multi-Link-Achse ²⁾						
	2.3 T	121		08.94	10.98	- Multi-Link-Achse ²⁾						
	2.3 T	126		08.95	10.98	- Multi-Link-Achse ²⁾						
	2.3 ti	99		01.95	10.98	- Multi-Link-Achse ²⁾						
	2.4 TD Intercooler	90		08.94	10.98	- Multi-Link-Achse ²⁾						
	2.0 T	114		04.96	10.98	+ Multi-Link-Achse ¹⁾	13.0460-2935.2	602935			21385 13,8 /S	LUC
	2.3	85		08.94	07.95	+ Multi-Link-Achse ¹⁾						
	2.3	96		08.94	10.98	+ Multi-Link-Achse ¹⁾						

¹⁾ + multi link axle / + assale Multi-link / + essieu multi-link / + eje Multi-Link
²⁾ - multi link axle / - assale Multi-link / - essieu multi-link / - eje Multi-Link























VOLVO 940 II Kombi (95-98)											
	2.3 T	121		08.94	10.98	+ Multi-Link-Achse ¹⁾	13.0460-2935.2	602935		21385 13,8 /S	LUC
	2.3 T	126		08.95	10.98	+ Multi-Link-Achse ¹⁾					
	2.3 ti	99		01.95	10.98	+ Multi-Link-Achse ¹⁾					
	2.4 TD Intercooler	90		08.94	10.98	+ Multi-Link-Achse ¹⁾					
	2.0 T	114		04.96	10.98	- Multi-Link-Achse ²⁾	24.0110-0189.1	410189		281 9,6 8,4 +B	
	2.3	85		08.94	07.95	- Multi-Link-Achse ²⁾					
	2.3	96		08.94	10.98	- Multi-Link-Achse ²⁾					
	2.3 T	121		08.94	10.98	- Multi-Link-Achse ²⁾					
	2.3 T	126		08.95	10.98	- Multi-Link-Achse ²⁾					
	2.3 ti	99		01.95	10.98	- Multi-Link-Achse ²⁾					
	2.4 TD Intercooler	90		08.94	10.98	- Multi-Link-Achse ²⁾					
	2.0 T	114		04.96	10.98	+ Multi-Link-Achse ¹⁾	24.0110-0206.1	410206		265 10,0 8,0	
	2.3	85		08.94	07.95	+ Multi-Link-Achse ¹⁾					
	2.3	96		08.94	10.98	+ Multi-Link-Achse ¹⁾					
	2.3 T	121		08.94	10.98	+ Multi-Link-Achse ¹⁾					
	2.3 T	126		08.95	10.98	+ Multi-Link-Achse ¹⁾					
	2.3 ti	99		01.95	10.98	+ Multi-Link-Achse ¹⁾					
	2.4 TD Intercooler	90		08.94	10.98	+ Multi-Link-Achse ¹⁾					
	2.0 T	114		04.96	10.98	- Multi-Link-Achse ²⁾	03.0137-0169.2	650169		160 x 25	Bremsbacken-Zubehör
	2.3	85		08.94	07.95	- Multi-Link-Achse ²⁾	03.0137-9065.2	669065			
	2.3	96		08.94	10.98	- Multi-Link-Achse ²⁾					
	2.3 T	121		08.94	10.98	- Multi-Link-Achse ²⁾					
	2.3 T	126		08.95	10.98	- Multi-Link-Achse ²⁾					
	2.3 ti	99		01.95	10.98	- Multi-Link-Achse ²⁾					
	2.4 TD Intercooler	90		08.94	10.98	- Multi-Link-Achse ²⁾					
	2.0 T	114		04.96	10.98	+ Multi-Link-Achse ¹⁾	03.0137-0299.2	650299		160 x 25	Bremsbacken-Zubehör
	2.3	85		08.94	07.95	+ Multi-Link-Achse ¹⁾	03.0137-9199.2	669199			
	2.3	96		08.94	10.98	+ Multi-Link-Achse ¹⁾					
	2.3 T	121		08.94	10.98	+ Multi-Link-Achse ¹⁾					
	2.3 T	126		08.95	10.98	+ Multi-Link-Achse ¹⁾					
	2.3 ti	99		01.95	10.98	+ Multi-Link-Achse ¹⁾					
	2.4 TD Intercooler	90		08.94	10.98	+ Multi-Link-Achse ¹⁾					
VOLVO 960 II Limousine (94-96)											
	2.5	125		08.94	12.96		13.0460-2985.2	602985		20164 18,2	LUC
	2.9	150		08.94	12.96						
	2.5	125		08.94	12.96		24.0126-0102.1	426102		280 26,0 23,0 V +B	
	2.9	150		01.95	12.96						
	2.9	150		08.94	12.94		24.0126-0105.1	426105		280 26,0 23,0 V +B	
	2.5	125		08.94	12.96	- Multi-Link-Achse ²⁾	13.0460-3401.2	603401		20755 14,4	ATE
	2.9	150		08.94	12.96	- Multi-Link-Achse ²⁾	13.0460-0088.2	610088		Belagsatz-Zubehör	ATE
	2.5	125		08.94	12.96	+ Multi-Link-Achse ¹⁾	13.0460-2935.2	602935		21385 13,8 /S	LUC
	2.9	150		08.94	12.96	+ Multi-Link-Achse ¹⁾					
	2.5	125		08.94	12.96	- Multi-Link-Achse ²⁾	24.0110-0189.1	410189		281 9,6 8,4 +B	
	2.9	150		08.94	12.96	- Multi-Link-Achse ²⁾					
	2.5	125		08.94	12.96	+ Multi-Link-Achse ¹⁾	24.0110-0289.1	410289		265 10,0 8,0	
	2.9	150		08.94	12.96	+ Multi-Link-Achse ¹⁾	24.0110-0206.1	410206		265 10,0 8,0	
	2.5	125		08.94	12.96		03.0137-0299.2	650299		160 x 25	Bremsbacken-Zubehör
	2.9	150		08.94	12.96		03.0137-9199.2	669199			
VOLVO 960 II Kombi (94-96)											
	2.5	125		08.94	12.96		13.0460-2985.2	602985		20164 18,2	LUC
	2.9	150		08.94	12.96						
	2.5	125		08.94	12.96		24.0126-0102.1	426102		280 26,0 23,0 V +B	
	2.9	150		01.95	12.96						
	2.9	150		08.94	12.94		24.0126-0105.1	426105		280 26,0 23,0 V +B	
	2.5	125		08.94	12.96	- Multi-Link-Achse ²⁾	13.0460-3401.2	603401		20755 14,4	ATE
	2.9	150		08.94	12.96	- Multi-Link-Achse ²⁾	13.0460-0088.2	610088		Belagsatz-Zubehör	ATE
	2.5	125		08.94	12.96	+ Multi-Link-Achse ¹⁾	13.0460-2935.2	602935		21385 13,8 /S	LUC
	2.9	150		08.94	12.96	+ Multi-Link-Achse ¹⁾					
	2.5	125		08.94	12.96	- Multi-Link-Achse ²⁾	24.0110-0189.1	410189		281 9,6 8,4 +B	
	2.9	150		08.94	12.96	- Multi-Link-Achse ²⁾					
	2.5	125		08.94	12.96	+ Multi-Link-Achse ¹⁾	24.0110-0289.1	410289		265 10,0 8,0	
	2.9	150		08.94	12.96	+ Multi-Link-Achse ¹⁾	24.0110-0206.1	410206		265 10,0 8,0	
	2.5	125		08.94	12.96		03.0137-0299.2	650299		160 x 25	Bremsbacken-Zubehör
	2.9	150		08.94	12.96		03.0137-9199.2	669199			
	2.9	150		08.94	12.96		03.0137-0169.2	650169		160 x 25	Bremsbacken-Zubehör
							03.0137-9065.2	669065			
VOLVO C30 Coupe (06-12)											
	1.6	74		09.06	12.12		13.0460-7193.2	607193	+ 15"/16" Rad ³⁾	23723 18,1 +	ATE
	1.6 D	80		09.06	12.12		13.0470-7193.2	LD7193	+ 15"/16" Rad ³⁾	23723 18,1 +	ATE
	1.6 D Efficiency	77		09.08	12.12						
	1.6 D2	84		10.10	12.12						
	1.8	92		09.06	12.12						
	1.8 FlexiFuel	92		04.07	12.12						
	2.0	107		09.06	12.12						
	2.0 D	100		09.06	12.12						
	2.0 D3	110		10.10	12.12						
	2.0 D4	130		10.10	12.12						

1) + multi link axle / + assale Multi-link / + essieu multi-link / + eje Multi-Link
 2) - multi link axle / - assale Multi-link / - essieu multi-link / - eje Multi-Link
 3) + 15"/16" wheel / + ruota 15"/16" / + roue 15"/16" / + rueda 15"/16"


























								
VOLVO C30 Coupe (06-12)								
	2.4 D5 120 2.4 D5 132 2.4 i 125 2.5 T5 162 2.5 T5 169 Electric 82			10.06 12.12 09.06 12.12 09.06 12.12 09.06 12.12 03.07 12.12 12.10 12.12	13.0460-7193.2 607193 13.0470-7193.2 LD7193		+ 15"/16" Rad ¹⁾ + 15"/16" Rad ¹⁾	23723 18,1 + 23723 18,1 + ATE ATE
	1.6 74 1.6 D 80 1.6 D Efficiency 77 1.6 D2 84 1.8 92 1.8 FlexiFuel 92 2.0 107 2.0 D 100 2.0 D3 110 2.0 D4 130 2.4 D5 120 2.4 D5 132 2.4 i 125 2.5 T5 162 2.5 T5 169 Electric 82			09.06 12.12 09.06 12.12 09.08 12.12 10.10 12.12 09.06 12.12 04.07 12.12 09.06 12.12 09.06 12.12 10.10 12.12 10.10 12.12 10.06 12.12 09.06 12.12 09.06 12.12 03.07 12.12 12.10 12.12	24.0125-0117.1 425117 24.0325-0117.1 525117 24.0125-0162.1 425162 24.0325-0162.1 525162		+ 15" Rad ²⁾ + 15" Rad ²⁾ + 16" Rad ³⁾ + 16" Rad ³⁾	278 25,0 23,0 V L +B 278 25,0 23,0 V L +B PD 300 25,0 23,0 V L +B 300 25,0 23,0 V L +B PD
	1.6 74 1.6 D 80 1.6 D Efficiency 77 1.6 D2 84 1.8 92 1.8 FlexiFuel 92 2.0 107 2.0 D 100 2.0 D3 110 2.0 D4 130 2.4 D5 120 2.4 D5 132 2.4 i 125 2.5 T5 162 2.5 T5 169 Electric 82	192315 192315 192315 192315		09.06 12.12 09.06 12.12 09.08 12.12 10.10 12.12 09.06 12.12 04.07 12.12 09.06 12.12 09.06 12.12 10.10 12.12 10.10 12.12 10.06 12.12 09.06 12.12 09.06 12.12 03.07 12.12 12.10 12.12	24.0711-5123.3 360065	2 		Radsensor
	1.6 D2 84 2.0 D3 110 2.0 D4 130 Electric 82	192316 192316 192316 192316		12.12 12.12 12.12 12.12	24.0711-5198.3 360239	2 		Radsensor
	1.6 74 1.6 D 80 1.6 D Efficiency 77 1.6 D2 84 1.8 92 1.8 FlexiFuel 92 2.0 107 2.0 D 100 2.0 D3 110 2.0 D4 130 2.4 D5 120 2.4 D5 132 2.4 i 125 2.5 T5 162 2.5 T5 169			09.06 12.12 09.06 12.12 09.08 12.12 10.10 12.12 09.06 12.12 04.07 12.12 09.06 12.12 09.06 12.12 10.10 12.12 10.10 12.12 10.06 12.12 09.06 12.12 09.06 12.12 09.06 12.12 03.07 12.12	13.0460-7195.2 607195 13.0470-7195.2 LD7195		ersetzt Belag mit Federn ⁴⁾ ersetzt Belag mit Federn ⁴⁾	23482 16,6 + 23482 16,6 + ATE ATE
	1.6 74 1.6 D 80 1.6 D Efficiency 77 1.6 D2 84 1.8 92 1.8 FlexiFuel 92 2.0 107 2.0 D 100 2.0 D3 110 2.0 D4 130 2.4 D5 120 2.4 D5 132 2.4 i 125 2.5 T5 162 2.5 T5 169			09.06 12.12 09.06 12.12 09.08 12.12 10.10 12.12 09.06 12.12 04.07 12.12 09.06 12.12 09.06 12.12 10.10 12.12 10.10 12.12 10.06 12.12 09.06 12.12 09.06 12.12 09.06 12.12 03.07 12.12	24.0111-0158.1 411158 24.0311-0158.1 511158			280 11,0 9,0 +B 280 11,0 9,0 +B PD
	1.6 74 1.6 D 80 1.6 D Efficiency 77 1.6 D2 84 1.8 92 1.8 FlexiFuel 92 2.0 107 2.0 D 100 2.0 D3 110 2.0 D4 130 2.4 D5 120 2.4 D5 132 2.4 i 125 2.5 T5 162 2.5 T5 169			09.06 12.12 09.06 12.12 09.08 12.12 10.10 12.12 09.06 12.12 04.07 12.12 09.06 12.12 09.06 12.12 10.10 12.12 10.10 12.12 10.06 12.12 09.06 12.12 09.06 12.12 09.06 12.12 03.07 12.12	24.0711-6220.3 360256	2 		Radsensor

¹⁾ + 15"/16" wheel / + ruota 15"/16" / + roue 15"/16" / + rueda 15"/16"

²⁾ + 15" wheel / + ruota 15" / + roue 15" / + rueda 15"

³⁾ + 16" wheel / + ruota 16" / + roue 16" / + rueda 16"





















⁴⁾ replaces pad with springs / sostituisce la guarnizione con molle / remplace la garniture avec ressorts / sustituye guarnición con resortes

										
VOLVO C30 Coupe (06-12)										
	Electric	82		12.10	12.12	24.0711-6220.3	360256	2 	Radsensor	
VOLVO C70 Coupe (97-02)										
	2.0	132		03.97	12.98	13.0460-7193.2	607193	+ 15"/16" Rad ¹⁾	23723 18,1 +	ATE
	2.0 T	166		03.97	12.98	13.0470-7193.2	LD7193	+ 15"/16" Rad ¹⁾	23723 18,1 +	ATE
	2.5 T	142		03.97	12.98					
	2.3 T5	176		03.97	12.98	13.0460-7193.2	607193	+ 15"/16" Rad ¹⁾	23723 18,1 +	ATE
	2.0	132		01.99	09.02	13.0460-7053.2	607053	+ 15"/16" Rad ¹⁾	21273 19,5 +/WE	ATE
	2.0 T	120		03.00	09.02	13.0470-7053.2	LD7053	+ 15"/16" Rad ¹⁾	21273 19,5 +/WE	ATE
	2.0 T	166		01.99	09.02					
	2.5	121		09.99	09.02					
2.5	125		11.99	09.02						
2.5 T	142		01.99	09.02						
2.3 T5	176		01.99	09.02	13.0460-7053.2	607053	+ 15"/16" Rad ¹⁾	21273 19,5 +/WE	ATE	
	2.0	132		03.97	09.02	24.0126-0102.1	426102	+ 15" Rad ²⁾	280 26,0 23,0 V +B	
	2.0 T	120		03.00	09.02					
	2.0 T	166		03.97	09.02					
	2.3 T5	176		03.97	09.02					
	2.5	121		03.99	09.02					
	2.5	125		11.99	09.02					
	2.5 T	142		03.97	09.02					
	2.0	132		03.97	09.02	24.0126-0107.1	426107	+ 16" Rad ³⁾	302 26,0 23,0 V L +B	
2.0 T	120		03.00	09.02	24.0326-0107.1	526107	+ 16" Rad ³⁾	302 26,0 23,0 V L +B PD		
2.0 T	166		03.97	09.02						
2.3 T5	176		03.97	09.02						
2.5	121		03.99	09.02						
2.5	125		11.99	09.02						
2.5 T	142		03.97	09.02						
	2.0	132		03.97	12.98	24.0711-1146.1	360060	2 	Radsensor	
	2.0 T	166		03.97	12.98					
	2.3 T5	176		03.97	12.98					
	2.5 T	142		03.97	12.98					
	2.0	132		01.99	09.02	24.0711-6011.3	360120	2 	Radsensor L=1000	
2.0 T	120		03.00	09.02						
2.0 T	166		01.99	09.02						
2.3 T5	176		01.99	09.02						
2.5	121		03.99	09.02						
2.5	125		11.99	09.02						
2.5 T	142		01.99	09.02						
	2.0	132		03.97	09.02	13.0460-4044.2	604044		20755 15,1	ATE
	2.0 T	120		03.00	09.02	13.0470-4044.2	LD4044		20755 15,1	ATE
	2.0 T	166		03.97	09.02					
	2.3 T5	176		03.97	09.02					
	2.5	121		03.99	09.02					
	2.5	125		11.99	09.02					
2.5 T	142		03.97	09.02						
	2.0	132		03.97	09.02	24.0110-0214.1	410214		295 9,6 8,4 +B	
	2.0 T	120		03.00	09.02					
	2.0 T	166		03.97	09.02					
	2.3 T5	176		03.97	09.02					
	2.5	121		03.99	09.02					
	2.5	125		11.99	09.02					
2.5 T	142		03.97	09.02						
	2.0	132		03.97	12.98	24.0741-1105.1	360195	1 	Radsensor L=1220/1840	
	2.0 T	166		03.97	12.98					
	2.3 T5	176		03.97	12.98					
	2.5 T	142		03.97	12.98					
	2.0	132		01.99	09.02	24.0711-5025.3	360234	1 	Radsensor L=1215/1855	
2.0 T	120		03.00	09.02						
2.0 T	166		01.99	09.02						
2.3 T5	176		01.99	09.02						
2.5	121		03.99	09.02						
2.5	125		11.99	09.02						
2.5 T	142		01.99	09.02						
	2.0	132		03.97	09.02	03.0137-0260.2	650260		178 x 25	
	2.0 T	120		03.00	09.02	03.0137-9176.2	669176		Bremsbacken-Zubehör	
	2.0 T	166		03.97	09.02					
	2.3 T5	176		03.97	09.02					
	2.5	121		03.99	09.02					
	2.5	125		11.99	09.02					
2.5 T	142		03.97	09.02						
VOLVO C70 I Cabrio (98-06)										
	2.0	132		03.98	02.06	13.0460-7053.2	607053		21273 19,5 +/WE	ATE
	2.0 T	120		03.00	02.06	13.0470-7053.2	LD7053		21273 19,5 +/WE	ATE
	2.4 T	147		07.02	02.06					
	2.5	125		06.98	02.06					
	2.5 T	142		03.98	02.06					
	2.0 T	166		03.98	02.06	13.0460-7053.2	607053		21273 19,5 +/WE	ATE
	2.3 T5	176		03.98	02.06					
	2.3 T5	180		07.02	02.06					

¹⁾ + 15"/16" wheel / + ruota 15"/16" / + roue 15"/16" / + rueda 15"/16"

²⁾ + 15" wheel / + ruota 15" / + roue 15" / + rueda 15"

³⁾ + 16" wheel / + ruota 16" / + roue 16" / + rueda 16"





















									
VOLVO C70 I Cabrio (98-06)									
	2.0	132		03.98	02.06	24.0126-0102.1	426102	+ 15" Rad ¹⁾	280 26,0 23,0 V +B
	2.0 T	120		03.00	02.06				
	2.0 T	166		03.98	02.06				
	2.3 T5	176		03.98	02.06				
	2.3 T5	180		07.02	02.06				
	2.4 T	147		07.02	02.06				
	2.5	125		06.98	02.06				
	2.5 T	142		03.98	02.06				
	2.0	132		03.98	02.06	24.0126-0107.1	426107	+ 16" Rad ²⁾	302 26,0 23,0 V L +B
	2.0 T	120		03.00	02.06	24.0326-0107.1	526107	+ 16" Rad ²⁾	302 26,0 23,0 V L +B PD
2.0 T	166		03.98	02.06					
2.3 T5	176		03.98	02.06					
2.3 T5	180		07.02	02.06					
2.4 T	147		07.02	02.06					
2.5	125		06.98	02.06					
2.5 T	142		03.98	02.06					
	2.0	132		03.98	12.98	24.0711-1146.1	360060	2 	Radsensor
	2.0 T	166		03.98	12.98				
	2.3 T5	176		03.98	12.98				
	2.5	125		06.98	12.98				
	2.5 T	142		03.98	12.98				
	2.0	132		01.99	02.06	24.0711-6011.3	360120	2 	Radsensor L=1000
	2.0 T	120		03.00	02.06				
	2.0 T	166		01.99	02.06				
	2.3 T5	176		01.99	02.06				
	2.3 T5	180		07.02	02.06				
	2.4 T	147		07.02	02.06				
	2.5	125		01.99	02.06				
	2.5 T	142		01.99	02.06				
	2.0	132		03.98	02.06	13.0460-4044.2	604044		20755 15,1 ATE
	2.0 T	120		03.00	02.06	13.0470-4044.2	LD4044		20755 15,1 ATE
	2.0 T	166		03.98	02.06				
	2.3 T5	176		03.98	02.06				
	2.3 T5	180		07.02	02.06				
	2.4 T	147		07.02	02.06				
	2.5	125		06.98	02.06				
	2.5 T	142		03.98	02.06				
	2.0	132		03.98	02.06	24.0110-0214.1	410214		295 9,6 8,4 +B
	2.0 T	120		03.00	02.06				
	2.0 T	166		03.98	02.06				
	2.3 T5	176		03.98	02.06				
	2.3 T5	180		07.02	02.06				
	2.4 T	147		07.02	02.06				
	2.5	125		06.98	02.06				
	2.5 T	142		03.98	02.06				
	2.0	132		03.98	12.98	24.0741-1105.1	360195	1 	Radsensor L=1220/1840
	2.0 T	166		03.98	12.98				
	2.3 T5	176		03.98	12.98				
	2.5	125		06.98	12.98				
	2.5 T	142		03.98	12.98				
	2.0	132		01.99	02.06	24.0711-5025.3	360234	1 	Radsensor L=1215/1855
	2.0 T	120		03.00	02.06				
	2.0 T	166		01.99	02.06				
	2.3 T5	176		01.99	02.06				
	2.3 T5	180		07.02	02.06				
	2.4 T	147		07.02	02.06				
	2.5	125		01.99	02.06				
	2.5 T	142		01.99	02.06				
	2.0	132		03.98	02.06	03.0137-0260.2	650260		178 x 25
	2.0 T	120		03.00	02.06	03.0137-9176.2	669176		Bremsbacken-Zubehör
	2.0 T	166		03.98	02.06				
	2.3 T5	176		03.98	02.06				
	2.3 T5	180		07.02	02.06				
	2.4 T	147		07.02	02.06				
	2.5	125		06.98	02.06				
2.5 T	142		03.98	02.06					
VOLVO C70 II Cabrio (06-13)									
	2.0 D	100		06.08	07.13	13.0460-7193.2	607193	- 17" Rad ³⁾	23723 18,1 + ATE
	2.0 D3	110		10.10	07.13	13.0470-7193.2	LD7193	- 17" Rad ³⁾	23723 18,1 + ATE
	2.0 D4	130		10.10	07.13				
	2.4	103		03.06	07.13				
	2.4 D	120		03.07	07.13				
	2.4 D5	132		03.06	07.13				
	2.4 i	125		03.06	07.13				
	2.5 T5	162		03.06	07.13				
	2.5 T5	169		03.07	07.13				
	2.0 D	100		06.08	07.13	13.0460-7204.2	607204	+ 17" Rad ⁴⁾	23912 18,8 + ATE
2.0 D3	110		10.10	07.13	13.0470-7204.2	LD7204	+ 17" Rad ⁴⁾	23912 18,8 + ATE	
2.0 D4	130		10.10	07.13					
2.4	103		03.06	07.13					
2.4 D	120		03.07	07.13					
2.4 D5	132		03.06	07.13					
2.4 i	125		03.06	07.13					
2.5 T5	162		03.06	07.13					
2.5 T5	169		03.07	07.13					

1) + 15" wheel / + ruota 15" / + roue 15" / + rueda 15"

2) + 16" wheel / + ruota 16" / + roue 16" / + rueda 16"

3) - 17" wheel / - ruota 17" / - roue 17" / - rueda 17"

4) + 17" wheel / + ruota 17" / + roue 17" / + rueda 17"

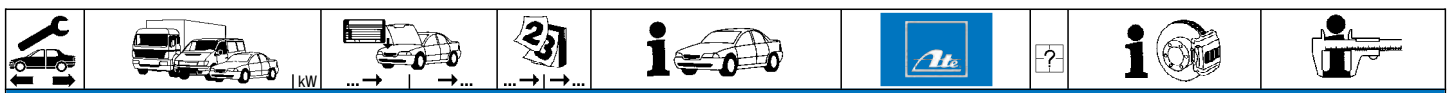
									
VOLVO C70 II Cabrio (06-13)									
	2.0 D	100		06.08	07.13	24.0125-0117.1	425117	+ 15" Rad ¹⁾	278 25,0 23,0 V L +B
	2.0 D3	110		10.10	07.13	24.0325-0117.1	525117	+ 15" Rad ¹⁾	278 25,0 23,0 V L +B PD
	2.0 D4	130		10.10	07.13	24.0125-0162.1	425162	+ 16" Rad ²⁾	300 25,0 23,0 V L +B
	2.4	103		03.06	07.13	24.0325-0162.1	525162	+ 16" Rad ²⁾	300 25,0 23,0 V L +B PD
	2.4 D	120		03.07	07.13				
	2.4 D5	132		03.06	07.13				
	2.4 i	125		03.06	07.13				
	2.5 T5	162		03.06	07.13				
	2.5 T5	169		03.07	07.13				
	2.0 D	100		06.08	07.13	24.0125-0197.1	425197	+ 17" Rad ³⁾	320 25,0 23,0 V L +B
	2.0 D3	110		10.10	07.13				
	2.0 D4	130		10.10	07.13				
	2.4	103		03.06	07.13				
	2.4 D	120		03.07	07.13				
2.4 D5	132		03.06	07.13					
2.4 i	125		03.06	07.13					
2.5 T5	162		03.06	07.13					
2.5 T5	169		03.07	07.13					
	2.0 D	100		06.08	07.13	24.0711-5123.3	360065	2 	Radsensor
	2.0 D3	110	107408	10.10					
	2.0 D4	130	107408	10.10					
	2.4	103		03.06	07.13				
	2.4 D5	132		03.06	07.13				
	2.4 i	125		03.06	07.13				
	2.5 T5	162		03.06	07.13				
	2.5 T5	169		03.07	07.13				
	2.0 D3	110	107409		07.13	24.0711-5198.3	360239	2 	Radsensor
	2.0 D4	130	107409		07.13				
2.4 D	120		03.07	07.13					
	2.0 D	100		06.08	07.13	13.0460-7195.2	607195	ersetzt Belag mit Federn ⁴⁾	23482 16,6 + ATE
	2.0 D3	110		10.10	07.13	13.0470-7195.2	LD7195	ersetzt Belag mit Federn ⁴⁾	23482 16,6 + ATE
	2.0 D4	130		10.10	07.13				
	2.4	103		03.06	07.13				
	2.4 D	120		03.07	07.13				
	2.4 D5	132		03.06	07.13				
	2.4 i	125		03.06	07.13				
	2.5 T5	162		03.06	07.13				
	2.5 T5	169		03.07	07.13				
		2.0 D	100		06.08	07.13	24.0111-0158.1	411158	
2.0 D3		110		10.10	07.13	24.0311-0158.1	511158		280 11,0 9,0 +B PD
2.0 D4		130		10.10	07.13				
2.4		103		03.06	07.13				
2.4 D		120		03.07	07.13				
2.4 D5		132		03.06	07.13				
2.4 i		125		03.06	07.13				
2.5 T5		162		03.06	07.13				
2.5 T5		169		03.07	07.13				
		2.0 D	100		06.08	07.13	24.0711-6220.3	360256	2 
	2.4	103		03.06	07.13				
	2.4 D	120		03.07	07.13				
	2.4 D5	132		03.06	07.13				
	2.4 i	125		03.06	07.13				
	2.5 T5	162		03.06	07.13				
	2.5 T5	169		03.07	07.13				
	2.0 D3	110		10.10	07.13	24.0711-6221.3	360258	2 	Radsensor
	2.0 D4	130		10.10	07.13				
	VOLVO S40 I (95-03)								
	1.6	77		09.95	08.97	13.0460-2830.2	602830		21920 14,6 /WK/Zub/S LUC
	1.8 (1731)	85		07.95	08.97				
	1.9 T4	147		05.97	08.97				
	1.9 TD	66		07.95	08.97				
	2.0	100		07.95	08.97				
	2.0	103		07.95	08.97				
	1.6	77		09.97	08.99	13.0460-2853.2	602853		21983 17,2 /WK/Zub/S LUC
	1.6	80		03.99	12.03				
	1.8 (1731)	85		09.97	08.99				
	1.8 (1783)	90		03.99	12.03				
	1.8 i (1834)	90		06.01	12.03				
	1.8 i (1834)	92		03.98	12.03				
	1.9 DI	70		03.99	07.00				
	1.9 DI	75		07.00	12.03				
	1.9 DI	85		07.00	12.03				
	1.9 T4	147		09.97	07.00				
	1.9 TD	66		09.97	08.99				
	2.0	100		09.97	12.03				
2.0	103		09.97	08.99					
2.0 T	118		10.97	07.00					
2.0 T	120		06.01	12.03					
2.0 T	121		07.00	06.01					
2.0 T4	147		07.00	12.03					
	1.6	77		09.95	08.97	24.0124-0136.1	424136		256 24,0 21,5 V +B
	1.8 (1731)	85		07.95	08.97				
	1.9 T4	147		05.97	08.97				
	1.9 TD	66		07.95	08.97				
	2.0	100		07.95	08.97				

¹⁾ + 15" wheel / + ruota 15" / + roue 15" / + rueda 15"

²⁾ + 16" wheel / + ruota 16" / + roue 16" / + rueda 16"

³⁾ + 17" wheel / + ruota 17" / + roue 17" / + rueda 17"

⁴⁾ replaces pad with springs / sostituisce la guarnizione con molle / remplace la garniture avec ressorts / sustituye guarnición con resortes




















VOLVO S40 I (95-03)

	2.0	103		07.95	08.97		24.0124-0136.1	424136		256 24,0 21,5 V +B
	1.6	77		09.97	08.99		24.0124-0159.1	424159		281 23,9 21,5 V +B
	1.6	80		03.99	12.03		24.0324-0159.1	524159		281 23,9 21,5 V +B PD
	1.8 (1731)	85		09.97	08.99					
	1.8 (1783)	90		03.99	12.03					
	1.8 i (1834)	90		06.01	12.03					
	1.8 i (1834)	92		03.98	12.03					
	1.9 DI	70		03.99	07.00					
	1.9 DI	75		07.00	12.03					
	1.9 DI	85		07.00	12.03					
	1.9 T4	147		09.97	07.00					
	1.9 TD	66		09.97	08.99					
	2.0	100		09.97	12.03					
	2.0	103		09.97	08.99					
	2.0 T	118		10.97	07.00					
	2.0 T	120		06.01	12.03					
	2.0 T	121		07.00	06.01					
	2.0 T4	147		07.00	12.03					
	1.6	77		09.95	08.99		13.0460-2831.2	602831		21861 15,2 /WK/S LUC
	1.6	80		03.99	12.03					
	1.8 (1731)	85		07.95	08.99					
	1.8 (1783)	90		03.99	12.03					
	1.8 i (1834)	90		06.01	12.03					
	1.8 i (1834)	92		03.98	12.03					
	1.9 DI	70		03.99	07.00					
	1.9 DI	75		07.00	12.03					
	1.9 DI	85		07.00	12.03					
	1.9 T4	147		05.97	07.00					
	1.9 TD	66		07.95	08.99					
	2.0	100		07.95	12.03					
	2.0	103		07.95	08.99					
	2.0 T	118		10.97	07.00					
	2.0 T	120		06.01	12.03					
	2.0 T	121		07.00	06.01					
	2.0 T4	147		07.00	12.03					
	1.6	77		09.95	08.99		24.0110-0229.1	410229		260 10,0 8,4 +B
	1.6	80		03.99	12.03					
	1.8 (1731)	85		07.95	08.99					
	1.8 (1783)	90		03.99	12.03					
	1.8 i (1834)	90		06.01	12.03					
	1.8 i (1834)	92		03.98	12.03					
	1.9 DI	70		03.99	07.00					
	1.9 DI	75		07.00	12.03					
	1.9 DI	85		07.00	12.03					
	1.9 T4	147		05.97	07.00					
	1.9 TD	66		07.95	08.99					
	2.0	100		07.95	12.03					
	2.0	103		07.95	08.99					
	2.0 T	118		10.97	07.00					
	2.0 T	120		06.01	12.03					
	2.0 T	121		07.00	06.01					
	2.0 T4	147		07.00	12.03					

VOLVO S40 II (04-12)

	1.6 D	80		04.07	05.12	- GSA ⊕	13.0460-7193.2	607193	- 17" Rad ¹⁾	23723 18,1 +	ATE
	1.6 D	81		01.05	05.12	- GSA ⊕	13.0470-7193.2	LD7193	- 17" Rad ¹⁾	23723 18,1 +	ATE
	1.6 D2	84		10.10	05.12	- GSA ⊕	13.0460-7204.2	607204	+ 17" Rad ²⁾	23912 18,8 +	ATE
	1.6 i	74		01.05	05.12	- GSA ⊕	13.0470-7204.2	LD7204	+ 17" Rad ²⁾	23912 18,8 +	ATE
	1.8	92		04.04	05.12	- GSA ⊕					
	1.8 FlexiFuel	92		04.07	05.12	- GSA ⊕					
	2.0 D	100		01.04	05.12	- GSA ⊕					
	2.0 D3	110		10.10	05.12	- GSA ⊕					
	2.0 D4	96		07.05	05.12	- GSA ⊕					
	2.0 D4	130		10.10	05.12	- GSA ⊕					
	2.0 FlexiFuel	107		10.06	05.12	- GSA ⊕					
	2.0 i	107		10.06	05.12	- GSA ⊕					
	2.4	103		01.04	05.12	- GSA ⊕					
	2.4	125		01.04	05.12	- GSA ⊕					
	2.4 4X4	125		08.06	05.12	- GSA ⊕					
	2.4 D5	132		03.06	05.12	- GSA ⊕					
	2.5 T5	162		01.04	05.12	- GSA ⊕					
	2.5 T5	169		03.07	05.12	- GSA ⊕					
	2.5 T5 AWD	162		04.04	05.12	- GSA ⊕					
	2.5 T5 AWD	169		03.07	05.12	- GSA ⊕					
	1.6 D	80		04.07	05.12		24.0125-0117.1	425117	+ 15" Rad ³⁾	278 25,0 23,0 V L +B	
	1.6 D	81		01.05	05.12		24.0325-0117.1	525117	+ 15" Rad ³⁾	278 25,0 23,0 V L +B PD	
	1.6 i	74		01.05	05.12		24.0125-0162.1	425162	+ 16" Rad ⁴⁾	300 25,0 23,0 V L +B	
	1.8	92		04.04	05.12		24.0325-0162.1	525162	+ 16" Rad ⁴⁾	300 25,0 23,0 V L +B PD	
	1.8 FlexiFuel	92		04.07	05.12		24.0125-0197.1	425197	+ 17" Rad ²⁾	320 25,0 23,0 V L +B	
	2.0 D	100		01.04	05.12						
	2.0 D4	96		07.05	05.12						
	2.0 FlexiFuel	107		10.06	05.12						
	2.0 i	107		10.06	05.12						
	2.4	103		01.04	05.12						
	2.4	125		01.04	05.12						
	2.4 4X4	125		08.06	05.12						
	2.4 D5	132		03.06	05.12						

1) - 17" wheel / - ruota 17" / - roue 17" / - rueda 17"
 2) + 17" wheel / + ruota 17" / + roue 17" / + rueda 17"
 3) + 15" wheel / + ruota 15" / + roue 15" / + rueda 15"
 4) + 16" wheel / + ruota 16" / + roue 16" / + rueda 16"






















									
VOLVO S40 II (04-12)									
	2.5 T5	162		01.04	05.12	24.0125-0117.1	425117	+ 15" Rad ¹⁾	278 25,0 23,0 VL +B
	2.5 T5	169		03.07	05.12	24.0325-0117.1	525117	+ 15" Rad ¹⁾	278 25,0 23,0 VL +B PD
	2.5 T5 AWD	162		04.04	05.12	24.0125-0162.1	425162	+ 16" Rad ²⁾	300 25,0 23,0 VL +B
	2.5 T5 AWD	169		03.07	05.12	24.0325-0162.1	525162	+ 16" Rad ²⁾	300 25,0 23,0 VL +B PD
						24.0125-0197.1	425197	+ 17" Rad ³⁾	320 25,0 23,0 VL +B
	1.6 D2	84		10.10	05.12	24.0125-0117.1	425117	+ 15" Rad ¹⁾	278 25,0 23,0 VL +B
	2.0 D3	110		10.10	05.12	24.0325-0117.1	525117	+ 15" Rad ¹⁾	278 25,0 23,0 VL +B PD
	2.0 D4	130		10.10	05.12	24.0125-0162.1	425162	+ 16" Rad ²⁾	300 25,0 23,0 VL +B
						24.0325-0162.1	525162	+ 16" Rad ²⁾	300 25,0 23,0 VL +B PD
	1.6 D2	84		10.10	05.12	24.0125-0197.1	425197	+ 17" Rad ³⁾	320 25,0 23,0 VL +B
	2.0 D3	110		10.10	05.12				
	2.0 D4	130		10.10	05.12				
	1.6 D	80	501142	04.07	05.12	24.0711-5123.3	360065	2 	Radsensor
	1.6 D	81		01.05	05.12				
	1.6 D2	84		10.10	05.12				
	1.6 i	74		01.05	05.12				
	1.8	92		04.04	05.12				
	1.8 FlexiFuel	92		04.07	05.12				
	2.0 D	100	501142	01.04	05.12				
	2.0 D3	110		10.10	05.12				
	2.0 D4	96	501142	07.05	05.12				
	2.0 D4	130		10.10	05.12				
	2.0 FlexiFuel	107		10.06	05.12				
	2.0 i	107		10.06	05.12				
	2.4	103		01.04	05.12				
	2.4	125		01.04	05.12				
	2.4 4X4	125		08.06	05.12				
	2.4 D5	132		03.06	05.12				
	2.5 T5	162		01.04	05.12				
	2.5 T5	169		03.07	05.12				
	2.5 T5 AWD	162		04.04	05.12				
	2.5 T5 AWD	169		03.07	05.12				
	1.6 D2	84	501143		05.12	24.0711-5198.3	360239	2 	Radsensor
2.0 D3	110	501143		05.12					
2.0 D4	130	501143		05.12					
	1.6 D	80		04.07	05.12	13.0460-7195.2	607195	ersetzt Belag mit Federn ⁴⁾	23482 16,6 +
	1.6 D	81		01.05	05.12	13.0470-7195.2	LD7195	ersetzt Belag mit Federn ⁴⁾	23482 16,6 +
	1.6 D2	84		10.10	05.12				
	1.6 i	74		01.05	05.12				
	1.8	92		04.04	05.12				
	1.8 FlexiFuel	92		04.07	05.12				
	2.0 D	100		01.04	05.12				
	2.0 D3	110		10.10	05.12				
	2.0 D4	96		07.05	05.12				
	2.0 D4	130		10.10	05.12				
	2.0 FlexiFuel	107		10.06	05.12				
	2.0 i	107		10.06	05.12				
	2.4	103		01.04	05.12				
	2.4	125		01.04	05.12				
	2.4 4X4	125		08.06	05.12				
	2.4 D5	132		03.06	05.12				
	2.5 T5	162		01.04	05.12				
	2.5 T5	169		03.07	05.12				
	2.5 T5 AWD	162		04.04	05.12				
	2.5 T5 AWD	169		03.07	05.12				
		1.6 D	80		04.07	05.12	24.0111-0158.1	411158	
1.6 D		81		01.05	05.12	24.0311-0158.1	511158		280 11,0 9,0 +B PD
1.6 D2		84		10.10	05.12				
1.6 i		74		01.05	05.12				
1.8		92		04.04	05.12				
1.8 FlexiFuel		92		04.07	05.12				
2.0 D		100		01.04	05.12				
2.0 D3		110		10.10	05.12				
2.0 D4		96		07.05	05.12				
2.0 D4		130		10.10	05.12				
2.0 FlexiFuel		107		10.06	05.12				
2.0 i		107		10.06	05.12				
2.4		103		01.04	05.12				
2.4		125		01.04	05.12				
2.4 4X4		125		08.06	05.12				
2.4 D5	132		03.06	05.12					
2.5 T5	162		01.04	05.12					
2.5 T5	169		03.07	05.12					
2.5 T5 AWD	162		04.04	05.12					
2.5 T5 AWD	169		03.07	05.12					
	1.6 D	80		04.07	05.12	24.0711-6220.3	360256	2 	Radsensor
	1.6 D	81		01.05	05.12				
	1.6 i	74		01.05	05.12				
	1.8	92		04.04	05.12				
	1.8 FlexiFuel	92		04.07	05.12				
	2.0 D	100		01.04	05.12				
	2.0 D4	96		07.05	05.12				
	2.0 FlexiFuel	107		10.06	05.12				
	2.0 i	107		10.06	05.12				
	2.4	103		01.04	05.12				
	2.4	125		01.04	05.12				
2.4 D5	132		03.06	05.12					

¹⁾ + 15" wheel / + ruota 15" / + roue 15" / + rueda 15"













²⁾ + 16" wheel / + ruota 16" / + roue 16" / + rueda 16"


³⁾ + 17" wheel / + ruota 17" / + roue 17" / + rueda 17"

⁴⁾ replaces pad with springs / sostituisce la guarnizione con molle / remplace la garniture avec ressorts / sustituye guarnición con resortes

												
VOLVO S40 II (04-12)												
	2.5 T5	162		01.04	05.12		24.0711-6220.3	360256	2 		Radsensor	
	2.5 T5	169		03.07	05.12							
	2.4 4X4	125		08.06	05.12		24.0711-6143.3	360136	2 		Radsensor	
	2.5 T5 AWD	162		04.04	05.12		24.0711-6144.3	360137	2 		Radsensor	
	2.5 T5 AWD	169		03.07	05.12							
	1.6 D2	84		10.10	05.12		24.0711-6221.3	360258	2 		Radsensor	
	2.0 D3	110		10.10	05.12							
	2.0 D4	130		10.10	05.12							
VOLVO S60 I (00-09)												
	2.0 T	132		09.01	01.09		13.0460-7145.2	607145		- 17" Rad ¹⁾	23073 18,8 +	ATE
	2.3 T5	184		08.00	04.04		13.0470-7145.2	LD7145		- 17" Rad ¹⁾	23073 18,8 +	ATE
	2.3 T5	195		07.00	09.02		13.0460-7187.2	607187		+ 17" Rad ²⁾	23950 19,5 +	ATE
	2.4	103		11.00	01.09		13.0470-7187.2	LD7187		+ 17" Rad ²⁾	23950 19,5 +	ATE
	2.4	125		11.00	01.09							
	2.4 Bi-Fuel	103		06.02	01.09							
	2.4 D	93		09.05	01.09							
	2.4 D	96		12.01	01.09							
	2.4 D5	120		07.01	01.09							
	2.4 D5	136		09.05	01.09							
	2.4 T	147		11.00	01.09							
	2.4 T AWD	147		11.01	01.09							
	2.4 T5	191		04.04	01.09							
	2.5 T	154		02.04	01.09							
	2.5 T AWD	154		04.04	01.09							
	R 2.5 T	220		04.04	05.07		13.0460-4804.2	604804			23092 15,6	BRE
	R 2.5 T AWD	221		03.03	01.09							
	2.0 T	132		09.01	01.09		24.0126-0122.1	426122		+ 15" Rad ³⁾	286 26,0 23,0 V +B	
	2.3 T5	184		08.00	04.04		24.0128-0123.1	428123		+ 16" Rad ⁴⁾	305 27,9 25,0 V +B	
	2.3 T5	195		07.00	09.02		24.0328-0123.1	528123		+ 16" Rad ⁴⁾	305 27,9 25,0 V +B PD	
	2.4	103		11.00	01.09		24.0128-0144.1	428144		+ 17" Rad ²⁾	316 28,0 25,0 V L +B	
	2.4	125		11.00	01.09		24.0128-0184.1	428184		+ 17" Rad ²⁾	320 28,0 25,0 V L +B	
	2.4 Bi-Fuel	103		06.02	01.09							
	2.4 D	93		09.05	01.09							
	2.4 D	96		12.01	01.09							
	2.4 D5	120		07.01	01.09							
	2.4 D5	136		09.05	01.09							
	2.4 T	147		11.00	01.09							
	2.4 T AWD	147		11.01	01.09							
	2.4 T5	191		04.04	01.09							
	2.5 T	154		02.04	01.09							
	2.5 T AWD	154		04.04	01.09							
	2.0 T	132		09.01	01.09		24.0711-6214.3	360230			Radsensor L=965	
	2.3 T5	184		08.00	04.04		24.0711-6211.3	360233			Radsensor L=1085	
	2.3 T5	195		07.00	09.02							
	2.4	103		11.00	01.09							
	2.4	125		11.00	01.09							
	2.4 Bi-Fuel	103		06.02	01.09							
	2.4 D	93		09.05	01.09							
	2.4 D	96		12.01	01.09							
	2.4 D5	120		07.01	01.09							
	2.4 D5	136		09.05	01.09							
	2.4 T	147		11.00	01.09							
	2.4 T AWD	147		11.01	01.09							
	2.4 T5	191		04.04	01.09							
	2.5 T	154		02.04	01.09							
	2.5 T AWD	154		04.04	01.09							
	R 2.5 T	220		04.04	05.07							
	R 2.5 T AWD	221		03.03	01.09							
	2.0 T	132		09.01	01.09		13.0460-7135.2	607135			23076 17,5 +	ATE
	2.3 T5	184		08.00	04.04		13.0470-7135.2	LD7135			23076 17,5 +	ATE
	2.3 T5	195		07.00	09.02							
	2.4	103		11.00	01.09							
	2.4	125		11.00	01.09							
	2.4 Bi-Fuel	103		06.02	01.09							
	2.4 D	93		09.05	01.09							
	2.4 D	96		12.01	01.09							
	2.4 D5	120		07.01	01.09							
	2.4 D5	136		09.05	01.09							
	2.4 T	147		11.00	01.09							
	2.4 T AWD	147		11.01	01.09							
	2.4 T5	191		04.04	01.09							
	2.5 T	154		02.04	01.09							
	2.5 T AWD	154		04.04	01.09							
	R 2.5 T	220		04.04	05.07		13.0460-4964.2	604964			21381 15,0	BRE
	R 2.5 T AWD	221		03.03	01.09							
	2.0 T	132		09.01	01.09		24.0112-0151.1	412151			288 11,9 10,0 +B	
	2.3 T5	184		08.00	04.04		24.0312-0151.1	512151			288 11,9 10,0 +B PD	
	2.3 T5	195		07.00	09.02							
	2.4	103		11.00	01.09							
	2.4	125		11.00	01.09							
	2.4 Bi-Fuel	103		06.02	01.09							
	2.4 D	93		09.05	01.09							
	2.4 D	96		12.01	01.09							
	2.4 D5	120		07.01	01.09							
	2.4 D5	136		09.05	01.09							

1) - 17" wheel / - ruota 17" / - roue 17" / - rueda 17"
2) + 17" wheel / + ruota 17" / + roue 17" / + rueda 17"
3) + 15" wheel / + ruota 15" / + roue 15" / + rueda 15"
4) + 16" wheel / + ruota 16" / + roue 16" / + rueda 16"

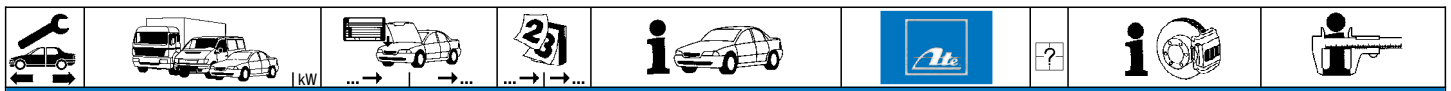
									
VOLVO S60 I (00-09)									
	2.4 T	147		11.00	01.09	24.0112-0151.1	412151		288 11,9 10,0 +B
	2.4 T AWD	147		11.01	01.09	24.0312-0151.1	512151		288 11,9 10,0 +B PD
	2.4 T5	191		04.04	01.09				
	2.5 T	154		02.04	01.09				
	2.5 T AWD	154		04.04	01.09				
	2.0 T	132		09.01	01.09	24.0711-6212.3	360249	<input type="checkbox"/>	Radsensor L=1255
	2.3 T5	184		08.00	04.04	24.0711-6213.3	360250	<input type="checkbox"/>	Radsensor L=1255
	2.3 T5	195		07.00	09.02				
	2.4	103		11.00	01.09				
	2.4	125		11.00	01.09				
	2.4 Bi-Fuel	103		06.02	01.09				
	2.4 D	93		09.05	01.09				
	2.4 D	96		12.01	01.09				
	2.4 D5	120		07.01	01.09				
	2.4 D5	136		09.05	01.09				
	2.4 T	147		11.00	01.09				
	2.4 T AWD	147		11.01	01.09				
	2.4 T5	191		04.04	01.09				
	2.5 T	154		02.04	01.09				
	2.5 T AWD	154		04.04	01.09				
	R 2.5 T	220		04.04	05.07				
	R 2.5 T AWD	221		03.03	01.09				
	2.0 T	132		09.01	01.09	03.0137-0450.2	650450		178 x 25
	2.3 T5	184		08.00	04.04	03.0137-9283.2	669283		Bremsbacken-Zubehör
	2.3 T5	195		07.00	09.02				
	2.4	103		11.00	01.09				
	2.4	125		11.00	01.09				
	2.4 Bi-Fuel	103		06.02	01.09				
	2.4 D	93		09.05	01.09				
	2.4 D	96		12.01	01.09				
	2.4 D5	120		07.01	01.09				
	2.4 D5	136		09.05	01.09				
	2.4 T	147		11.00	01.09				
	2.4 T AWD	147		11.01	01.09				
	2.4 T5	191		04.04	01.09				
	2.5 T	154		02.04	01.09				
	2.5 T AWD	154		04.04	01.09				
	R 2.5 T	220		04.04	05.07				
	R 2.5 T AWD	221		03.03	01.09				

VOLVO S60 II (10-)									
	1.6 D Drive	84		01.11		+ Bremsscheibendurchm. 300 mm ¹⁾	13.0460-7228.2	607228	24123 20,3 + ATE
	2.0 T	149		04.10		+ Bremsscheibendurchm. 300 mm ¹⁾	13.0470-7228.2	LD7228	24123 20,3 + ATE
	2.0 T4	140		05.15		+ Bremsscheibendurchm. 300 mm ¹⁾			
	D2	84		04.13		+ Bremsscheibendurchm. 300 mm ¹⁾			
	D2	88		03.15		+ Bremsscheibendurchm. 300 mm ¹⁾			
	D3	100		05.12		+ Bremsscheibendurchm. 300 mm ¹⁾			
	D3	110		03.15		+ Bremsscheibendurchm. 300 mm ¹⁾			
	D3	120		04.10		+ Bremsscheibendurchm. 300 mm ¹⁾			
	D4	120		05.12		+ Bremsscheibendurchm. 300 mm ¹⁾			
	D4	133		09.13		+ Bremsscheibendurchm. 300 mm ¹⁾			
	D4	140		03.15		+ Bremsscheibendurchm. 300 mm ¹⁾			
	D4 AWD	140		03.15		+ Bremsscheibendurchm. 300 mm ¹⁾			
	D5	151		04.10		+ Bremsscheibendurchm. 300 mm ¹⁾			
	D5	158		06.11		+ Bremsscheibendurchm. 300 mm ¹⁾			
	D5	169		04.14		+ Bremsscheibendurchm. 300 mm ¹⁾			
	D5 AWD	151		04.10		+ Bremsscheibendurchm. 300 mm ¹⁾			
	D5 AWD	158		06.11		+ Bremsscheibendurchm. 300 mm ¹⁾			
	D5 AWD	169		04.14		+ Bremsscheibendurchm. 300 mm ¹⁾			
	T3	110		04.10		+ Bremsscheibendurchm. 300 mm ¹⁾			
	T3	112		03.15		+ Bremsscheibendurchm. 300 mm ¹⁾			
	T4	132		04.10		+ Bremsscheibendurchm. 300 mm ¹⁾			
	T4F	132		04.11		+ Bremsscheibendurchm. 300 mm ¹⁾			
	T5	176		04.10		+ Bremsscheibendurchm. 300 mm ¹⁾			
	T5	180		09.13		+ Bremsscheibendurchm. 300 mm ¹⁾			
	T6	225		09.13		+ Bremsscheibendurchm. 300 mm ¹⁾	13.0460-7228.2	607228	24123 20,3 + ATE
	T6 AWD	224		04.10		+ Bremsscheibendurchm. 300 mm ¹⁾			
	1.6 D Drive	84		01.11		+ Bremsscheibendurchm. 316mm / 336mm ²⁾	13.0460-7243.2	607243	24142 20,6 + ATE
	2.0 T	149		04.10		+ Bremsscheibendurchm. 316mm / 336mm ²⁾	13.0470-7243.2	LD7243	24142 20,6 + ATE
	2.0 T4	140		05.15		+ Bremsscheibendurchm. 316mm / 336mm ²⁾			
	D2	84		04.13		+ Bremsscheibendurchm. 316mm / 336mm ²⁾			
	D2	88		03.15		+ Bremsscheibendurchm. 316mm / 336mm ²⁾			
	D3	100		05.12		+ Bremsscheibendurchm. 316mm / 336mm ²⁾			
	D3	110		03.15		+ Bremsscheibendurchm. 316mm / 336mm ²⁾			
	D3	120		04.10		+ Bremsscheibendurchm. 316mm / 336mm ²⁾			
	D4	120		05.12		+ Bremsscheibendurchm. 316mm / 336mm ²⁾			
	D4	133		09.13		+ Bremsscheibendurchm. 316mm / 336mm ²⁾			
	D4	140		03.15		+ Bremsscheibendurchm. 316mm / 336mm ²⁾			
	D4 AWD	140		03.15		+ Bremsscheibendurchm. 316mm / 336mm ²⁾			
	D5	151		04.10		+ Bremsscheibendurchm. 316mm / 336mm ²⁾			
	D5	158		06.11		+ Bremsscheibendurchm. 316mm / 336mm ²⁾			
	D5	169		04.14		+ Bremsscheibendurchm. 316mm / 336mm ²⁾			
	D5 AWD	151		04.10		+ Bremsscheibendurchm. 316mm / 336mm ²⁾			
	D5 AWD	158		06.11		+ Bremsscheibendurchm. 316mm / 336mm ²⁾			
	D5 AWD	169		04.14		+ Bremsscheibendurchm. 316mm / 336mm ²⁾			
	T3	110		04.10		+ Bremsscheibendurchm. 316mm / 336mm ²⁾			
	T3	112		03.15		+ Bremsscheibendurchm. 316mm / 336mm ²⁾			

¹⁾ + brake disc diameter 300mm / + diametro dischi freno 300mm / + diamètre disques frein 300mm / + diámetro disco freno 300mm

²⁾ + brake disc diameter 316mm / 336mm / + diametro dischi freno 316mm / 336mm / + diamètre disques frein 316mm / 336mm / + diámetro disco freno 316mm / 336mm



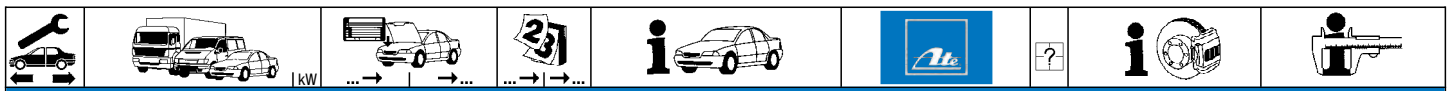


VOLVO S60 II (10-)

	1.6 D Drive	84	01.11		24.0711-5198.3	360239			Radsensor
	2.0 T	149	04.10		24.0711-5241.3	360319			Radsensor
	2.0 T4	140	05.15						
	D2	84	04.13						
	D2	88	03.15						
	D3	100	05.12						
	D3	110	03.15						
	D3	120	04.10						
	D4	120	05.12						
	D4	133	09.13						
	D4	140	03.15						
	D4 AWD	140	03.15						
	D5	151	04.10						
	D5	158	06.11						
	D5	169	04.14						
	D5 AWD	151	04.10						
	D5 AWD	158	06.11						
	D5 AWD	169	04.14						
	T3	110	04.10						
	T3	112	03.15						
	T4	132	04.10						
	T4F	132	04.11						
	T5	176	04.10						
	T5	180	09.13						
	T6	225	09.13						
	T6 AWD	224	04.10						
	3.0 T6 AWD	258	05.14		24.0711-5198.3	360239			Radsensor
	1.6 D Drive	84	01.11	- (GM) (USA)	13.0460-2722.2	602722		- belüftete Scheiben ¹⁾	24496 17,3 /Zub/S LUC
	2.0 T	149	04.10	- (GM) (USA)	13.0470-2722.2	LD2722		- belüftete Scheiben ¹⁾	24496 17,3 /Zub/S LUC
	2.0 T4	140	05.15						
	D2	84	04.13						
	D2	88	03.15						
	D3	100	05.12						
	D3	110	03.15						
	D3	120	04.10	- (GM) (USA)					
	D4	120	05.12						
	D4	133	09.13						
	D4	140	03.15						
	D4 AWD	140	03.15						
	D5	151	04.10	- (GM) (USA)					
	D5	158	06.11	- (GM) (USA)					
	D5	169	04.14						
	D5 AWD	151	04.10	- (GM) (USA)					
	D5 AWD	158	06.11	- (GM) (USA)					
	D5 AWD	169	04.14						
	T3	110	04.10	- (GM) (USA)					
	T3	112	03.15						
	T4	132	04.10	- (GM) (USA)					
	T4F	132	04.11	- (GM) (USA)					
	T5	176	04.10	- (GM) (USA)					
	T5	180	09.13						
	T6	225	09.13						
	T6 AWD	224	04.10	- (GM) (USA)					
	1.6 D Drive	84	01.11		13.0460-2736.2	602736		+ belüftete Scheiben ²⁾	24496 17,3 /Zub/S LUC
	2.0 T	149	04.10		13.0470-2736.2	LD2736		+ belüftete Scheiben ²⁾	24496 17,3 /Zub/S LUC
	2.0 T4	140	05.15						
	D2	84	04.13						
	D2	88	03.15						
	D3	100	05.12						
	D3	110	03.15						
	D3	120	04.10						
	D4	120	05.12						
	D4	133	09.13						
	D4	140	03.15						
	D4 AWD	140	03.15						
	D5	151	04.10						
	D5	158	06.11						
	D5	169	04.14						
	D5 AWD	151	04.10						
	D5 AWD	158	06.11						
	D5 AWD	169	04.14						
	T3	110	04.10						
	T3	112	03.15						
	T4	132	04.10						
	T4F	132	04.11						
	T5	176	04.10						
	T5	180	09.13						
	T6	225	09.13						
	T6 AWD	224	04.10						
	1.6 D Drive	84	01.11		24.0111-0147.1	411147		- belüftete Scheiben ¹⁾	302 11,0 9,0 +B
	2.0 T	149	04.10						
	2.0 T4	140	05.15						
	D2	84	04.13						
	D2	88	03.15						
	D3	100	05.12						
	D3	110	03.15						
	D3	120	04.10						

¹⁾ - ventilated discs / - dischi ventilati / - disques ventilés / - disco ventilado
²⁾ + ventilated discs / + dischi ventilati / + disques ventilés / + disco ventilado





VOLVO S60 II (10-)















	D4 120 D4 133 D4 140 D4 AWD 140 D5 151 D5 158 D5 169 D5 AWD 151 D5 AWD 158 D5 AWD 169 T3 110 T3 112 T4 132 T4F 132 T5 176 T5 180 T6 225 T6 AWD 224		05.12 09.13 03.15 03.15 04.10 06.11 04.14 04.10 06.11 04.14 04.10 03.15 04.10 04.11 04.10 09.13 09.13 04.10		24.0111-0147.1	411147		- belüftete Scheiben ¹⁾	302 11,0 9,0 +B
	1.6 D DRiVe 84 2.0 T 149 2.0 T4 140 D2 84 D2 88 D3 100 D3 110 D3 120 D4 120 D4 133 D4 140 D4 AWD 140 D5 151 D5 158 D5 AWD 151 D5 AWD 158 T3 110 T3 112 T4 132 T4F 132 T5 176 T5 180 T6 225 T6 AWD 224		01.11 04.10 05.15 04.13 03.15 05.12 03.15 04.10 05.12 09.13 03.15 04.10 03.15 04.10 06.11 04.10 06.11 04.10 03.15 04.10 04.11 04.10 09.13 09.13 04.10		24.0122-0259.1	422259		+ belüftete Scheiben ²⁾	302 22,0 20,0 V L +B
	1.6 D DRiVe 84 2.0 T 149 2.0 T4 140 D2 84 D2 88 D3 100 D3 110 D3 120 D4 120 D4 133 D4 140 D5 151 D5 158 D5 169 T3 110 T3 112 T4 132 T4F 132 T5 176 T5 180 T6 225		01.11 04.10 05.15 04.13 03.15 05.12 03.15 04.10 05.12 09.13 03.15 04.10 06.11 04.14 04.10 03.15 04.10 04.11 04.10 09.13 09.13		24.0711-6221.3	360258	2		Radsensor
	D5 AWD 151 D5 AWD 158 D5 AWD 169 T6 AWD 224		04.10 06.11 04.14 04.10		24.0711-6369.3	360395	2		Radsensor

VOLVO S70 (97-00)

	2.0 93 2.0 105 2.0 20V 120 2.0 20V 132 2.0 T 155 2.0 T 166 2.3 195 2.4 103 2.4 125 2.4 AWD 103 2.4 AWD 106 2.4 AWD 142 2.4 Blu-Fuel 103 2.4 T 142 2.5 106 2.5 121 2.5 Bifuel 103		01.97 11.00 01.97 11.00 01.97 11.00 01.97 11.00 01.97 11.00 01.97 11.00 04.99 09.00 08.99 11.00 01.97 11.00 10.98 05.99 04.99 09.00 11.96 05.99 11.96 09.00 07.97 09.00 01.97 11.00 01.97 11.00 06.98 11.00 07.99 11.00		13.0460-7053.2 13.0470-7053.2	607053 LD7053			21273 19,5 +/WE 21273 19,5 +/WE	ATE ATE
--	--	--	--	--	----------------------------------	------------------	--	--	------------------------------------	------------















¹⁾ - ventilated discs / - dischi ventilati / - disques ventilés / - disco ventilado
²⁾ + ventilated discs / + dischi ventilati / + disques ventilés / + disco ventilado





















										
VOLVO S70 (97-00)										
	2.5 Bifuel	106		10.98	11.00	13.0460-7053.2	607053		21273 19,5 +/WE	ATE
	2.5 TDI	103		01.97	11.00	13.0470-7053.2	LD7053		21273 19,5 +/WE	ATE
	2.5 TDi AWD	103		10.99	09.00					
	2.3 T	184		01.97	11.00	13.0460-7053.2	607053		21273 19,5 +/WE	ATE
	2.3 T5	176		01.97	11.00					
	2.0	93		01.97	11.00	24.0126-0102.1	426102	+ 15" Rad ¹⁾	280 26,0 23,0 V +B	
	2.0	105		01.97	11.00					
	2.0 20V	120		01.97	11.00					
	2.0 20V	132		01.97	11.00					
	2.0 T	155		01.97	11.00					
	2.0 T	166		01.97	11.00					
	2.3	195		04.99	09.00					
	2.3 T	184		01.97	11.00					
	2.3 T5	176		01.97	11.00					
	2.4	103		08.99	11.00					
	2.4	125		01.97	11.00					
	2.4 AWD			10.98	05.99					
	2.4 AWD	103		04.99	09.00					
	2.4 AWD	106		11.96	05.99					
	2.4 AWD	142		11.96	09.00					
	2.4 Blu-Fuel	103		07.97	09.00					
	2.4 T	142		01.97	11.00					
	2.5	106		01.97	11.00					
	2.5	121		06.98	11.00					
	2.5 Bifuel	103		07.99	11.00					
	2.5 Bifuel	106		10.98	11.00					
	2.5 TDI	103		01.97	11.00					
	2.5 TDi AWD	103		10.99	09.00					
	2.0	93		01.97	11.00	24.0126-0107.1	426107	+ 16" Rad ²⁾	302 26,0 23,0 V L +B	
	2.0	105		01.97	11.00	24.0326-0107.1	526107	+ 16" Rad ²⁾	302 26,0 23,0 V L +B PD	
	2.0 20V	120		01.97	11.00					
	2.0 20V	132		01.97	11.00					
	2.0 T	155		01.97	11.00					
	2.0 T	166		01.97	11.00					
	2.3	195		04.99	09.00					
	2.3 T	184		01.97	11.00					
	2.3 T5	176		01.97	11.00					
	2.4	103		08.99	11.00					
	2.4	125		01.97	11.00					
	2.4 AWD			10.98	05.99					
	2.4 AWD	103		04.99	09.00					
	2.4 AWD	106		11.96	05.99					
	2.4 AWD	142		11.96	09.00					
	2.4 Blu-Fuel	103		07.97	09.00					
	2.4 T	142		01.97	11.00					
	2.5	106		01.97	11.00					
	2.5	121		06.98	11.00					
	2.5 Bifuel	103		07.99	11.00					
	2.5 Bifuel	106		10.98	11.00					
	2.5 TDI	103		01.97	11.00					
	2.5 TDi AWD	103		10.99	09.00					
	2.0	93		01.97	12.98	24.0711-1146.1	360060	2 	Radsensor	
	2.0	105		01.97	12.98					
	2.0 20V	120		01.97	12.98					
	2.0 20V	132		01.97	12.98					
	2.0 T	155		01.97	12.98					
	2.0 T	166		01.97	12.98					
	2.3 T	184		01.97	12.98					
	2.3 T5	176		01.97	12.98					
	2.4	125		01.97	12.98					
	2.4 AWD			10.98	12.98					
	2.4 AWD	106		11.96	12.98					
	2.4 AWD	142		11.96	12.98					
	2.4 Blu-Fuel	103		07.97	12.98					
	2.4 T	142		01.97	12.98					
	2.5	106		01.97	12.98					
	2.5	121		06.98	12.98					
	2.5 Bifuel	106		10.98	12.98					
	2.5 TDI	103		01.97	12.98					
	2.0	93		01.99	11.00	24.0711-6011.3	360120	2 	Radsensor L=1000	
	2.0	105		01.99	11.00					
	2.0 20V	120		01.99	11.00					
	2.0 20V	132		01.99	11.00					
	2.0 T	155		01.99	11.00					
	2.0 T	166		01.99	11.00					
	2.3	195		04.99	09.00					
	2.3 T	184		01.99	11.00					
	2.3 T5	176		01.99	11.00					
	2.4	103		08.99	11.00					
	2.4	125		01.99	11.00					
	2.4 AWD			01.99	05.99					
	2.4 AWD	103		04.99	09.00					
	2.4 AWD	106		01.99	05.99					
	2.4 AWD	142		01.99	09.00					
	2.4 Blu-Fuel	103		01.99	09.00					
	2.4 T	142		01.99	11.00					
	2.5	106		01.99	11.00					

¹⁾ + 15" wheel / + ruota 15" / + roue 15" / + rueda 15"

²⁾ + 16" wheel / + ruota 16" / + roue 16" / + rueda 16"

VOLVO S70 (97-00)									
									
	2.5	121		01.99	11.00	24.0711-6011.3	360120	2	Radsensor L=1000
	2.5 Bifuel	103		07.99	11.00				
	2.5 Bifuel	106		01.99	11.00				
	2.5 TDI	103		01.99	11.00				
	2.5 TDi AWD	103		10.99	09.00				
	2.0	93		01.97	11.00	13.0460-4044.2	604044		20755 15,1 ATE
	2.0	105		01.97	11.00	13.0470-4044.2	LD4044		20755 15,1 ATE
	2.0 20V	120		01.97	11.00				
	2.0 20V	132		01.97	11.00				
	2.0 T	155		01.97	11.00				
	2.0 T	166		01.97	11.00				
	2.3	195		04.99	09.00				
	2.3 T	184		01.97	11.00				
	2.3 T5	176		01.97	11.00				
	2.4	103		08.99	11.00				
	2.4	125		01.97	11.00				
	2.4 AWD			10.98	05.99				
	2.4 AWD	103		04.99	09.00				
	2.4 AWD	106		11.96	05.99				
	2.4 AWD	142		11.96	09.00				
	2.4 Blu-Fuel	103		07.97	09.00				
	2.4 T	142		01.97	11.00				
	2.5	106		01.97	11.00				
	2.5	121		06.98	11.00				
	2.5 Bifuel	103		07.99	11.00				
	2.5 Bifuel	106		10.98	11.00				
	2.5 TDI	103		01.97	11.00				
	2.5 TDi AWD	103		10.99	09.00				
	2.0	93		01.97	11.00	24.0110-0214.1	410214		295 9,6 8,4 +B
	2.0	105		01.97	11.00				
	2.0 20V	120		01.97	11.00				
	2.0 20V	132		01.97	11.00				
	2.0 T	155		01.97	11.00				
	2.0 T	166		01.97	11.00				
	2.3	195		04.99	09.00				
	2.3 T	184		01.97	11.00				
	2.3 T5	176		01.97	11.00				
	2.4	103		08.99	11.00				
	2.4	125		01.97	11.00				
	2.4 AWD			10.98	05.99				
	2.4 AWD	103		04.99	09.00				
	2.4 AWD	106		11.96	05.99				
	2.4 AWD	142		11.96	09.00				
	2.4 Blu-Fuel	103		07.97	09.00				
	2.4 T	142		01.97	11.00				
	2.5	106		01.97	11.00				
	2.5	121		06.98	11.00				
	2.5 Bifuel	103		07.99	11.00				
	2.5 Bifuel	106		10.98	11.00				
	2.5 TDI	103		01.97	11.00				
	2.5 TDi AWD	103		10.99	09.00				
	2.0	93		01.97	12.98	24.0741-1105.1	360195	1	Radsensor L=1220/1840
	2.0	105		01.97	12.98				
	2.0 20V	120		01.97	12.98				
	2.0 20V	132		01.97	12.98				
	2.0 T	155		01.97	12.98				
	2.0 T	166		01.97	12.98				
	2.3 T	184		01.97	12.98				
	2.3 T5	176		01.97	12.98				
	2.4	125		01.97	12.98				
	2.4 AWD			10.98	12.98				
	2.4 AWD	106		11.96	12.98				
	2.4 AWD	142		11.96	12.98				
	2.4 Blu-Fuel	103		07.97	12.98				
	2.4 T	142		01.97	12.98				
	2.5	106		01.97	12.98				
	2.5	121		06.98	12.98				
	2.5 Bifuel	106		10.98	12.98				
	2.5 TDI	103		01.97	12.98				
	2.0	93		01.99	11.00	24.0711-5025.3	360234	1	Radsensor L=1215/1855
	2.0	105		01.99	11.00				
	2.0 20V	120		01.99	11.00				
	2.0 20V	132		01.99	11.00				
	2.0 T	155		01.99	11.00				
	2.0 T	166		01.99	11.00				
	2.3	195		04.99	09.00				
	2.3 T	184		01.99	11.00				
	2.3 T5	176		01.99	11.00				
	2.4	103		08.99	11.00				
	2.4	125		01.99	11.00				
	2.4 AWD			01.99	05.99				
	2.4 AWD	103		04.99	09.00				
	2.4 AWD	106		01.99	05.99				
	2.4 AWD	142		01.99	09.00				
	2.4 Blu-Fuel	103		01.99	09.00				
	2.4 T	142		01.99	11.00				
	2.5	106		01.99	11.00				

									
VOLVO S70 (97-00)									
	2.5	121		01.99	11.00	24.0711-5025.3	360234	1 	Radsensor L=1215/1855
	2.5 Bifuel	103		07.99	11.00				
	2.5 Bifuel	106		01.99	11.00				
	2.5 TDI	103		01.99	11.00				
	2.5 TDi AWD	103		10.99	09.00				
	2.0	93		01.97	11.00	03.0137-0260.2	650260		178 x 25
	2.0	105		01.97	11.00	03.0137-9176.2	669176		Bremsbacken-Zubehör
	2.0 20V	120		01.97	11.00				
	2.0 20V	132		01.97	11.00				
	2.0 T	155		01.97	11.00				
	2.0 T	166		01.97	11.00				
	2.3	195		04.99	09.00				
	2.3 T	184		01.97	11.00				
	2.3 T5	176		01.97	11.00				
	2.4	103		08.99	11.00				
	2.4	125		01.97	11.00				
	2.4 AWD			10.98	05.99				
	2.4 AWD	103		04.99	09.00				
	2.4 AWD	106		11.96	05.99				
	2.4 AWD	142		11.96	09.00				
	2.4 Blu-Fuel	103		07.97	09.00				
	2.4 T	142		01.97	11.00				
	2.5	106		01.97	11.00				
	2.5	121		06.98	11.00				
	2.5 Bifuel	103		07.99	11.00				
	2.5 Bifuel	106		10.98	11.00				
	2.5 TDI	103		01.97	11.00				
	2.5 TDi AWD	103		10.99	09.00				
VOLVO S80 I (98-06)									
	2.0	120		06.98	02.06	13.0460-7145.2	607145	- 17" Rad ¹⁾	23073 18,8 + ATE
	2.0 T	132		12.99	02.06	13.0470-7145.2	LD7145	+ 17" Rad ²⁾	23073 18,8 + ATE
	2.0 T	166		06.98	02.06	13.0460-7187.2	607187	+ 17" Rad ²⁾	23950 19,5 + ATE
	2.4	103		01.99	02.06	13.0470-7187.2	LD7187	+ 17" Rad ²⁾	23950 19,5 + ATE
	2.4	125		01.99	02.06				
	2.4 Bi-Fuel	103		09.01	02.06				
	2.4 D	96		10.01	02.06				
	2.4 D5	120		08.01	02.06				
	2.4 T	147		06.00	02.06				
	2.5 T	154		07.03	02.06				
	2.5 TDI	103		01.99	02.06				
	2.9	147		03.99	02.06				
	2.9	150		05.98	02.06				
	3.0	144		06.01	02.06				
	2.8 T6	200		05.98	02.06	13.0460-7145.2	607145	- 17" Rad ¹⁾	23073 18,8 + ATE
	3.0 T6	200		06.01	02.06	13.0460-7187.2	607187	+ 17" Rad ²⁾	23950 19,5 + ATE
						13.0470-7187.2	LD7187	+ 17" Rad ²⁾	23950 19,5 + ATE
	2.0	120		06.98	02.06	24.0126-0122.1	426122	+ 15" Rad ³⁾	286 26,0 23,0 V + B
	2.0 T	132		12.99	02.06	24.0128-0123.1	428123	+ 16" Rad ⁴⁾	305 27,9 25,0 V + B
	2.0 T	166		06.98	02.06	24.0328-0123.1	528123	+ 16" Rad ⁴⁾	305 27,9 25,0 V + B PD
	2.4	103		01.99	02.06	24.0128-0184.1	428184	+ 17" Rad ²⁾	320 28,0 25,0 V L + B
	2.4	125		01.99	02.06				
	2.4 Bi-Fuel	103		09.01	02.06				
	2.4 D	96		10.01	02.06				
	2.4 D5	120		08.01	02.06				
	2.4 T	147		06.00	02.06				
	2.5 T	154		07.03	02.06				
	2.5 TDI	103		01.99	02.06				
	2.8 T6	200		05.98	02.06				
	2.9	147		03.99	02.06				
	2.9	150		05.98	02.06				
	3.0	144		06.01	02.06				
	3.0 T6	200		06.01	02.06				
	2.0	120	116810	06.98		24.0711-6211.3	360233	2 	Radsensor L=1085
	2.0 T	166	116810	06.98					
	2.4	103	116810	01.99					
	2.4	125	116810	01.99					
	2.5 TDI	103	116810	01.99					
	2.8 T6	200	116810	05.98					
	2.9	147	116810	03.99					
	2.9	150	116810	05.98					
	2.0	120	116811		02.06	24.0711-6214.3	360230		Radsensor L=965
	2.0 T	132		12.99	02.06	24.0711-6211.3	360233		Radsensor L=1085
	2.0 T	166	116811		02.06				
	2.4	103	116811		02.06				
	2.4	125	116811		02.06				
	2.4 Bi-Fuel	103		09.01	02.06				
	2.4 D	96		10.01	02.06				
	2.4 D5	120		08.01	02.06				
	2.4 T	147		06.00	02.06				
	2.5 T	154		07.03	02.06				
	2.5 TDI	103	116811		02.06				
	2.8 T6	200	116811		02.06				
	2.9	147	116811		02.06				
	2.9	150	116811		02.06				
	3.0	144		06.01	02.06				
	3.0 T6	200		06.01	02.06				

1) - 17" wheel / - ruota 17" / - roue 17" / - rueda 17"
2) + 17" wheel / + ruota 17" / + roue 17" / + rueda 17"
3) + 15" wheel / + ruota 15" / + roue 15" / + rueda 15"
4) + 16" wheel / + ruota 16" / + roue 16" / + rueda 16"



VOLVO S80 I (98-06)											
	2.0	120		06.98	02.06	13.0460-7135.2	607135			23076 17,5 +	ATE
	2.0 T	132		12.99	02.06	13.0470-7135.2	LD7135			23076 17,5 +	ATE
	2.0 T	166		06.98	02.06						
	2.4	103		01.99	02.06						
	2.4	125		01.99	02.06						
	2.4 Bi-Fuel	103		09.01	02.06						
	2.4 D	96		10.01	02.06						
	2.4 D5	120		08.01	02.06						
	2.4 T	147		06.00	02.06						
	2.5 T	154		07.03	02.06						
	2.5 TDI	103		01.99	02.06						
	2.8 T6	200		05.98	02.06						
	2.9	147		03.99	02.06						
	2.9	150		05.98	02.06						
	3.0	144		06.01	02.06						
	3.0 T6	200		06.01	02.06						
	2.0	120		06.98	02.06	24.0112-0151.1	412151			288 11,9 10,0 +B	
	2.0 T	132		12.99	02.06	24.0312-0151.1	512151			288 11,9 10,0 +B PD	
	2.0 T	166		06.98	02.06						
	2.4	103		01.99	02.06						
	2.4	125		01.99	02.06						
	2.4 Bi-Fuel	103		09.01	02.06						
	2.4 D	96		10.01	02.06						
	2.4 D5	120		08.01	02.06						
	2.4 T	147		06.00	02.06						
	2.5 T	154		07.03	02.06						
	2.5 TDI	103		01.99	02.06						
	2.8 T6	200		05.98	02.06						
	2.9	147		03.99	02.06						
	2.9	150		05.98	02.06						
	3.0	144		06.01	02.06						
	3.0 T6	200		06.01	02.06						
	2.0	120	116810	06.98		24.0711-6019.3	360257	2			Radsensor L=1260
	2.0 T	166	116810	06.98							
	2.4	103	116810	01.99							
	2.4	125	116810	01.99							
	2.5 TDI	103	116810	01.99							
	2.8 T6	200	116810	05.98							
	2.9	147	116810	03.99							
	2.9	150	116810	05.98							
	2.0	120	116811		02.06	24.0711-6212.3	360249				Radsensor L=1255
	2.0 T	132		12.99	02.06	24.0711-6213.3	360250				Radsensor L=1255
	2.0 T	166	116811		02.06						
	2.4	103	116811		02.06						
	2.4	125	116811		02.06						
	2.4 Bi-Fuel	103		09.01	02.06						
	2.4 D	96		10.01	02.06						
	2.4 D5	120		08.01	02.06						
	2.4 T	147		06.00	02.06						
	2.5 T	154		07.03	02.06						
	2.5 TDI	103	116811		02.06						
	2.8 T6	200	116811		02.06						
	2.9	147	116811		02.06						
	2.9	150	116811		02.06						
	3.0	144		06.01	02.06						
	3.0 T6	200		06.01	02.06						
	2.0	120		06.98	02.06	03.0137-0450.2	650450			178 x 25	
	2.0 T	132		12.99	02.06	03.0137-9283.2	669283			Bremsbacken-Zubehör	
	2.0 T	166		06.98	02.06						
	2.4	103		01.99	02.06						
	2.4	125		01.99	02.06						
	2.4 Bi-Fuel	103		09.01	02.06						
	2.4 D	96		10.01	02.06						
	2.4 D5	120		08.01	02.06						
	2.4 T	147		06.00	02.06						
	2.5 T	154		07.03	02.06						
	2.5 TDI	103		01.99	02.06						
	2.8 T6	200		05.98	02.06						
	2.9	147		03.99	02.06						
	2.9	150		05.98	02.06						
	3.0	144		06.01	02.06						
	3.0 T6	200		06.01	02.06						

VOLVO S80 II (06-)											
	1.6 D DRIVE			01.10		13.0460-7228.2	607228		+ 16" Rad ¹⁾	24123 20,3 +	ATE
	2.0	107		09.07		13.0470-7228.2	LD7228		+ 16" Rad ¹⁾	24123 20,3 +	ATE
	2.0 D	100		09.07							
	2.0 FlexiFuel	107		09.07							
	2.0 T	149		01.10							
	2.0 TDi	100		02.08							
	2.4 D	120		03.06							
	2.4 D	129		04.09							
	2.4 D5	136		03.06							
	2.4 D5	151		11.08							
	2.4 D5	158		06.11							
	2.4 D5 AWD	136		01.07							
	2.4 D5 AWD	151		01.10							

¹⁾ + 16" wheel / + ruota 16" / + roue 16" / + rueda 16"



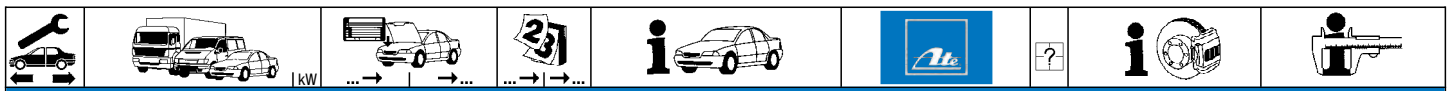
VOLVO S80 II (06-)

	2.4 D5 AWD	158	06.11	13.0460-7228.2	607228	+ 16" Rad ¹⁾	24123 20,3 +	ATE
	2.5 T	147	03.06	13.0470-7228.2	LD7228	+ 16" Rad ¹⁾	24123 20,3 +	ATE
	2.5 T	170	01.10					
	2.5 T	183	09.12					
	2.5 T	187	01.12					
	2.5 T AWD	147	10.06					
	2.5 T FlexFuel	147	04.08					
	2.5 T FlexiFuel	170	01.10					
	3.0 T6 AWD	210	01.07					
	3.2		03.06					
	3.2 AWD		01.07					
	D2	84	04.13					
	D3	100	05.12					
	D3	120	01.10					
	D4	133	09.13					
	T4	132	10.10					
	T4F	132	05.11					
	T5	177	10.10					
	T5	180	09.13					
	4.4 V8 AWD	232	03.06	13.0460-7228.2	607228	+ 16" Rad ¹⁾	24123 20,3 +	ATE
T6 AWD	224	10.10						
1.6 D DRIVE		01.10	13.0460-7243.2	607243	+ 17"/18" Rad ²⁾	24142 20,6 +	ATE	
2.0	107	09.07	13.0470-7243.2	LD7243	+ 17"/18" Rad ²⁾	24142 20,6 +	ATE	
2.0 D	100	09.07						
2.0 FlexiFuel	107	09.07						
2.0 T	149	01.10						
2.0 TDi	100	02.08						
2.4 D	120	03.06						
2.4 D	129	04.09						
2.4 D5	136	03.06						
2.4 D5	151	11.08						
2.4 D5	158	06.11						
2.4 D5 AWD	136	01.07						
2.4 D5 AWD	151	01.10						
2.4 D5 AWD	158	06.11						
2.5 T	147	03.06						
2.5 T	170	01.10						
2.5 T	183	09.12						
2.5 T	187	01.12						
2.5 T AWD	147	10.06						
2.5 T FlexFuel	147	04.08						
2.5 T FlexiFuel	170	01.10						
3.0 T6 AWD	210	01.07						
3.2		03.06						
3.2 AWD		01.07						
D2	84	04.13						
D3	100	05.12						
D3	120	01.10						
D4	133	09.13						
T4	132	10.10						
T4F	132	05.11						
T5	177	10.10						
T5	180	09.13						
4.4 V8 AWD	232	03.06	13.0460-7243.2	607243	+ 17"/18" Rad ²⁾	24142 20,6 +	ATE	
T6 AWD	224	10.10						
1.6 D DRIVE		01.10	24.0128-0154.1	428154	+ 16" Rad ¹⁾	300 28,0 26,0 VL +S +B		
2.0	107	09.07						
2.0 D	100	09.07						
2.0 FlexiFuel	107	09.07						
2.0 T	149	01.10						
2.0 TDi	100	02.08						
2.4 D	120	03.06						
2.4 D	129	04.09						
2.4 D5	136	03.06						
2.4 D5	151	11.08						
2.4 D5	158	06.11						
2.4 D5 AWD	136	01.07						
2.4 D5 AWD	151	01.10						
2.4 D5 AWD	158	06.11						
2.5 T	147	03.06						
2.5 T	170	01.10						
2.5 T	183	09.12						
2.5 T	187	01.12						
2.5 T AWD	147	10.06						
2.5 T FlexFuel	147	04.08						
2.5 T FlexiFuel	170	01.10						
3.0 T6 AWD	210	01.07						
3.2		03.06						
3.2 AWD		01.07						
4.4 V8 AWD	232	03.06						
D2	84	04.13						
D3	100	05.12						
D3	120	01.10						
D4	133	09.13						
T4	132	10.10						
T4F	132	05.11						
T5	177	10.10						

¹⁾ + 16" wheel / + ruota 16" / + roue 16" / + rueda 16"

²⁾ + 17"/18" wheel / + ruota 17"/18" / + roue 17"/18" / + rueda 17"/18"



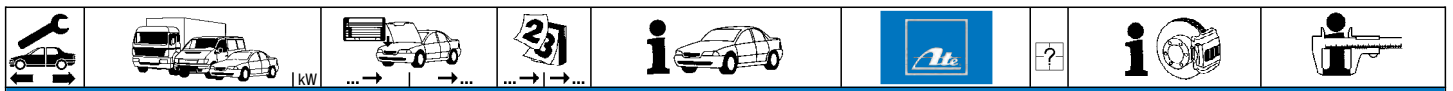


VOLVO S80 II (06-)



	T5 T6 AWD	180 224	09.13 10.10	24.0128-0154.1	428154	+ 16" Rad ¹⁾	300 28,0 26,0 VL +S +B
	1.6 D DRIVE 2.0 2.0 D 2.0 FlexiFuel 2.0 T 2.0 TDi 2.4 D 2.4 D 2.4 D5 2.4 D5 2.4 D5 2.4 D5 AWD 2.4 D5 AWD 2.4 D5 AWD 2.5 T 2.5 T 2.5 T 2.5 T 2.5 T AWD 2.5 T FlexFuel 2.5 T FlexiFuel 3.0 T6 AWD 3.2 3.2 AWD 4.4 V8 AWD D2 D3 D3 D4 T4 T4F T5 T5 T6 AWD	107 100 107 149 100 120 129 136 151 158 136 151 158 147 170 183 187 147 147 170 210 232 84 100 120 133 132 132 177 180 224	01.10 09.07 09.07 09.07 02.08 03.06 04.09 03.06 11.08 06.11 01.07 01.10 06.11 03.06 01.10 09.12 01.12 10.06 04.08 01.10 01.07 03.06 04.13 05.12 01.10 09.13 10.10 05.11 10.10 09.13 10.10	24.0128-0162.1 24.0328-0162.1	428162 528162	+ 17" Rad ²⁾ + 17" Rad ²⁾	316 28,0 26,0 VL +S +B 316 28,0 26,0 VL +S +B PD
	1.6 D DRIVE 2.0 2.0 D 2.0 FlexiFuel 2.0 T 2.0 TDi 2.4 D 2.4 D 2.4 D5 2.4 D5 2.4 D5 2.4 D5 AWD 2.4 D5 AWD 2.4 D5 AWD 2.5 T 2.5 T 2.5 T 2.5 T 2.5 T AWD 2.5 T FlexFuel 2.5 T FlexiFuel 3.0 T6 AWD 3.2 3.2 AWD 4.4 V8 AWD D2 D3 D3 D4 T5 T5 T6 AWD	107 100 107 149 100 120 129 136 151 158 136 151 158 147 170 183 187 147 147 170 210 232 84 100 120 133 177 180 224	01.10 09.07 09.07 09.07 01.10 02.08 03.06 04.09 03.06 11.08 06.11 01.07 01.10 06.11 03.06 01.10 09.12 01.12 10.06 04.08 01.10 01.07 03.06 04.13 05.12 01.10 09.13 10.10 09.13 10.10	24.0128-0210.1	428210	+ 18" Rad ³⁾	336 28,0 26,0 VL +S +B
	1.6 D DRIVE 2.0 2.0 D 2.0 FlexiFuel 2.0 T 2.0 TDi 2.4 D 2.4 D 2.4 D5 2.4 D5 2.4 D5 AWD 2.4 D5 AWD 2.5 T 2.5 T 2.5 T AWD 2.5 T FlexFuel 3.0 T6 AWD 3.2 3.2 AWD 4.4 V8 AWD	107 100 107 149 100 120 129 136 151 136 151 147 147 210 232	01.10 09.07 09.07 09.07 01.10 02.08 03.06 04.09 03.06 11.08 01.07 01.10 03.06 10.06 04.08 01.07 03.06 01.07	24.0711-5198.3	360239	2	Radsensor

1) + 16" wheel / + ruota 16" / + roue 16" / + rueda 16"
 2) + 17" wheel / + ruota 17" / + roue 17" / + rueda 17"
 3) + 18" wheel / + ruota 18" / + roue 18" / + rueda 18"





VOLVO S80 II (06-)

	D3	120		01.10		24.0711-5198.3	360239	2		Radsensor
	2.4 D5	158		06.11		24.0711-5198.3	360239	2		Radsensor
	2.4 D5 AWD	158		06.11					- Kollisionswarnsystem ¹⁾	Radsensor
	2.5 T	170		01.10						
	2.5 T	183		09.12						
	2.5 T	187		01.12						
	2.5 T FlexiFuel	170		01.10						
	D2	84		04.13						
	D3	100		05.12						
	T4	132		10.10						
	T4F	132		05.11						
	T5	177		10.10						
	T5	180		09.13						
	T6 AWD	224		10.10						
	2.4 D5	158		06.11		24.0711-5198.3	360239		+ Kollisionswarnsystem ²⁾	Radsensor
	2.4 D5 AWD	158		06.11		24.0711-5241.3	360319		+ Kollisionswarnsystem ²⁾	Radsensor
	2.5 T	170		01.10						
	2.5 T	183		09.12						
	2.5 T	187		01.12						
	2.5 T FlexiFuel	170		01.10						
	D2	84		04.13						
	D3	100		05.12						
	D4	133		09.13						
	T4	132		10.10						
	T4F	132		05.11						
	T5	177		10.10						
	T5	180		09.13						
	T6 AWD	224		10.10						
	1.6 D DRIVE			01.10		13.0460-2737.2	602737		- elektrische Feststellbremse ³⁾	24537 15,8 /Zub/S LUC
	2.0	107		09.07						
	2.0 D	100		09.07						
	2.0 FlexiFuel	107		09.07						
	2.0 T	149		01.10						
	2.0 TDi	100		02.08						
	2.4 D	120		03.06						
	2.4 D	129		04.09						
	2.4 D5	136		03.06						
	2.4 D5	151		11.08						
	2.4 D5	158		06.11						
	2.4 D5 AWD	136		01.07						
	2.4 D5 AWD	151		01.10						
	2.4 D5 AWD	158		06.11						
	2.5 T	147		03.06						
	2.5 T	170		01.10						
	2.5 T	183		09.12						
	2.5 T	187		01.12						
	2.5 T AWD	147		10.06						
	2.5 T FlexFuel	147		04.08						
	2.5 T FlexiFuel	170		01.10						
	3.0 T6 AWD	210		01.07						
	3.2			03.06						
	3.2 AWD			01.07						
	4.4 V8 AWD	232		03.06						
	D2	84		04.13						
	D3	100		05.12						
	D3	120		01.10						
	D4	133		09.13						
	T4	132		10.10						
	T4F	132		05.11						
	T5	177		10.10						
	T5	180		09.13						
	T6 AWD	224		10.10						
	1.6 D DRIVE			01.10		13.0460-2722.2	602722		+ elektrische Feststellbremse ⁵⁾	24496 17,3 /Zub/S LUC
	2.0	107		09.07		13.0470-2722.2	LD2722		+ elektrische Feststellbremse ⁵⁾	24496 17,3 /Zub/S LUC
	2.0 D	100		09.07						
	2.0 FlexiFuel	107		09.07						
	2.0 T	149		01.10						
	2.0 TDi	100		02.08						
	2.4 D	120		03.06						
	2.4 D	129		04.09						
	2.4 D5	136		03.06						
	2.4 D5	151		11.08						
	2.4 D5	158		06.11						
	2.4 D5 AWD	136		01.07						
	2.4 D5 AWD	151		01.10						
	2.4 D5 AWD	158		06.11						
	2.5 T	147		03.06						
	2.5 T	170		01.10						
	2.5 T	183		09.12						
	2.5 T	187		01.12						
	2.5 T AWD	147		10.06						
	2.5 T FlexFuel	147		04.08						
	2.5 T FlexiFuel	170		01.10						
	3.0 T6 AWD	210		01.07						
	3.2			03.06						
	3.2 AWD			01.07						
	4.4 V8 AWD	232		03.06						

¹⁾ - collision warning system / - sistema anti-collozione / - système anticollision / - sistema anticollisión
²⁾ + collision warning system / + sistema anti-collozione / + système anticollision / + sistema anticollisión
³⁾ - electric parking brake / - freno a mano elettrico / - frein à main électrique / - freno de mano eléctrico
⁴⁾ + solid discs / + dischi massiccio / + disques massive / + disco macizo
⁵⁾ + electric parking brake / + freno a mano elettrico / + frein à main électrique / + freno de mano eléctrico





VOLVO S80 II (06-)

	D2	84	04.13	+ massive Scheiben ¹⁾	13.0460-2722.2	602722	+ elektrische Feststellbremse ²⁾	24496 17,3 /Zub/S	LUC
	D3	100	05.12	+ massive Scheiben ¹⁾	13.0470-2722.2	LD2722	+ elektrische Feststellbremse ²⁾	24496 17,3 /Zub/S	LUC
	D3	120	01.10	+ massive Scheiben ¹⁾					
	D4	133	09.13	+ massive Scheiben ¹⁾					
	T4	132	10.10	+ massive Scheiben ¹⁾					
	T4F	132	05.11	+ massive Scheiben ¹⁾					
	T5	177	10.10	+ massive Scheiben ¹⁾					
	T5	180	09.13	+ massive Scheiben ¹⁾					
	T6 AWD	224	10.10	+ massive Scheiben ¹⁾					
	1.6 D DRIVE		01.10	+ belüftete Scheiben ³⁾	13.0460-2736.2	602736	+ elektrische Feststellbremse ²⁾	24496 17,3 /Zub/S	LUC
	2.0	107	09.07	+ belüftete Scheiben ³⁾	13.0470-2736.2	LD2736	+ elektrische Feststellbremse ²⁾	24496 17,3 /Zub/S	LUC
	2.0 D	100	09.07	+ belüftete Scheiben ³⁾					
	2.0 FlexiFuel	107	09.07	+ belüftete Scheiben ³⁾					
	2.0 T	149	01.10	+ belüftete Scheiben ³⁾					
	2.0 TDi	100	02.08	+ belüftete Scheiben ³⁾					
	2.4 D	120	03.06	+ belüftete Scheiben ³⁾					
2.4 D	129	04.09	+ belüftete Scheiben ³⁾						
2.4 D5	136	03.06	+ belüftete Scheiben ³⁾						
2.4 D5	151	11.08	+ belüftete Scheiben ³⁾						
2.4 D5	158	06.11	+ belüftete Scheiben ³⁾						
2.4 D5 AWD	136	01.07	+ belüftete Scheiben ³⁾						
2.4 D5 AWD	151	01.10	+ belüftete Scheiben ³⁾						
2.4 D5 AWD	158	06.11	+ belüftete Scheiben ³⁾						
2.5 T	147	03.06	+ belüftete Scheiben ³⁾						
2.5 T	170	01.10	+ belüftete Scheiben ³⁾						
2.5 T	183	09.12	+ belüftete Scheiben ³⁾						
2.5 T	187	01.12	+ belüftete Scheiben ³⁾						
2.5 T AWD	147	10.06	+ belüftete Scheiben ³⁾						
2.5 T FlexFuel	147	04.08	+ belüftete Scheiben ³⁾						
2.5 T FlexiFuel	170	01.10	+ belüftete Scheiben ³⁾						
3.0 T6 AWD	210	01.07	+ belüftete Scheiben ³⁾						
3.2		03.06	+ belüftete Scheiben ³⁾						
3.2 AWD		01.07	+ belüftete Scheiben ³⁾						
4.4 V8 AWD	232	03.06	+ belüftete Scheiben ³⁾						
D2	84	04.13	+ belüftete Scheiben ³⁾						
D3	100	05.12	+ belüftete Scheiben ³⁾						
D3	120	01.10	+ belüftete Scheiben ³⁾						
D4	133	09.13	+ belüftete Scheiben ³⁾						
T4	132	10.10	+ belüftete Scheiben ³⁾						
T4F	132	05.11	+ belüftete Scheiben ³⁾						
T5	177	10.10	+ belüftete Scheiben ³⁾						
T5	180	09.13	+ belüftete Scheiben ³⁾						
T6 AWD	224	10.10	+ belüftete Scheiben ³⁾						
	1.6 D DRIVE		01.10		24.0112-0180.1	412180	- elektrische Feststellbremse ⁴⁾	302 12,0 10,0 +B	
	2.0	107	09.07						
	2.0 D	100	09.07						
	2.0 FlexiFuel	107	09.07						
	2.0 T	149	01.10						
	2.0 TDi	100	02.08						
	2.4 D	120	03.06						
	2.4 D	129	04.09						
	2.4 D5	136	03.06						
	2.4 D5	151	11.08						
	2.4 D5	158	06.11						
	2.4 D5 AWD	136	01.07						
	2.4 D5 AWD	151	01.10						
	2.4 D5 AWD	158	06.11						
	2.5 T	147	03.06						
	2.5 T	170	01.10						
	2.5 T	183	09.12						
	2.5 T	187	01.12						
	2.5 T AWD	147	10.06						
	2.5 T FlexFuel	147	04.08						
	2.5 T FlexiFuel	170	01.10						
	3.0 T6 AWD	210	01.07						
	3.2		03.06						
	3.2 AWD		01.07						
4.4 V8 AWD	232	03.06							
D2	84	04.13							
D3	100	05.12							
D3	120	01.10							
D4	133	09.13							
T4	132	10.10							
T4F	132	05.11							
T5	177	10.10							
T5	180	09.13							
T6 AWD	224	10.10							
	1.6 D DRIVE		01.10	+ massive Scheiben ¹⁾	24.0111-0147.1	411147	+ elektrische Feststellbremse ²⁾	302 11,0 9,0 +B	
	2.0	107	09.07	+ massive Scheiben ¹⁾					
	2.0 D	100	09.07	+ massive Scheiben ¹⁾					
	2.0 FlexiFuel	107	09.07	+ massive Scheiben ¹⁾					
	2.0 T	149	01.10	+ massive Scheiben ¹⁾					
	2.0 TDi	100	02.08	+ massive Scheiben ¹⁾					
	2.4 D	120	03.06	+ massive Scheiben ¹⁾					
	2.4 D	129	04.09	+ massive Scheiben ¹⁾					
	2.4 D5	136	03.06	+ massive Scheiben ¹⁾					
	2.4 D5	151	11.08	+ massive Scheiben ¹⁾					

1) + solid discs / + dischi massiccio / + disques massive / + disco macizo
 2) + electric parking brake / + freno a mano elettrico / + frein à main électrique / + freno de mano eléctrico
 3) + ventilated discs / + dischi ventilati / + disques ventilés / + disco ventilado
 4) - electric parking brake / - freno a mano elettrico / - frein à main électrique / - freno de mano eléctrico



VOLVO S80 II (06-)

	2.4 D5	158	06.11	+ massive Scheiben ¹⁾	24.0111-0147.1	411147	+ elektrische Feststellbremse ²⁾	302 11,0 9,0 +B
	2.4 D5 AWD	136	01.07	+ massive Scheiben ¹⁾				
	2.4 D5 AWD	151	01.10	+ massive Scheiben ¹⁾				
	2.4 D5 AWD	158	06.11	+ massive Scheiben ¹⁾				
	2.5 T	147	03.06	+ massive Scheiben ¹⁾				
	2.5 T	170	01.10	+ massive Scheiben ¹⁾				
	2.5 T	183	09.12	+ massive Scheiben ¹⁾				
	2.5 T	187	01.12	+ massive Scheiben ¹⁾				
	2.5 T AWD	147	10.06	+ massive Scheiben ¹⁾				
	2.5 T FlexFuel	147	04.08	+ massive Scheiben ¹⁾				
	2.5 T FlexiFuel	170	01.10	+ massive Scheiben ¹⁾				
	3.0 T6 AWD	210	01.07	+ massive Scheiben ¹⁾				
	3.2		03.06	+ massive Scheiben ¹⁾				
	3.2 AWD		01.07	+ massive Scheiben ¹⁾				
	4.4 V8 AWD	232	03.06	+ massive Scheiben ¹⁾				
	D2	84	04.13	+ massive Scheiben ¹⁾				
	D3	100	05.12	+ massive Scheiben ¹⁾				
	D3	120	01.10	+ massive Scheiben ¹⁾				
	D4	133	09.13	+ massive Scheiben ¹⁾				
	T4	132	10.10	+ massive Scheiben ¹⁾				
	T4F	132	05.11	+ massive Scheiben ¹⁾				
	T5	177	10.10	+ massive Scheiben ¹⁾				
	T5	180	09.13	+ massive Scheiben ¹⁾				
	T6 AWD	224	10.10	+ massive Scheiben ¹⁾				
	1.6 D DRiVe		01.10	+ belüftete Scheiben ³⁾	24.0122-0259.1	422259	+ elektrische Feststellbremse ²⁾	302 22,0 20,0 V L +B
	2.0	107	09.07	+ belüftete Scheiben ³⁾				
	2.0 D	100	09.07	+ belüftete Scheiben ³⁾				
	2.0 FlexiFuel	107	09.07	+ belüftete Scheiben ³⁾				
	2.0 T	149	01.10	+ belüftete Scheiben ³⁾				
	2.0 TDi	100	02.08	+ belüftete Scheiben ³⁾				
	2.4 D	120	03.06	+ belüftete Scheiben ³⁾				
	2.4 D	129	04.09	+ belüftete Scheiben ³⁾				
	2.4 D5	136	03.06	+ belüftete Scheiben ³⁾				
	2.4 D5	151	11.08	+ belüftete Scheiben ³⁾				
	2.4 D5	158	06.11	+ belüftete Scheiben ³⁾				
	2.4 D5 AWD	136	01.07	+ belüftete Scheiben ³⁾				
	2.4 D5 AWD	151	01.10	+ belüftete Scheiben ³⁾				
	2.4 D5 AWD	158	06.11	+ belüftete Scheiben ³⁾				
	2.5 T	147	03.06	+ belüftete Scheiben ³⁾				
	2.5 T	170	01.10	+ belüftete Scheiben ³⁾				
	2.5 T	183	09.12	+ belüftete Scheiben ³⁾				
	2.5 T	187	01.12	+ belüftete Scheiben ³⁾				
	2.5 T AWD	147	10.06	+ belüftete Scheiben ³⁾				
	2.5 T FlexFuel	147	04.08	+ belüftete Scheiben ³⁾				
	2.5 T FlexiFuel	170	01.10	+ belüftete Scheiben ³⁾				
	3.0 T6 AWD	210	01.07	+ belüftete Scheiben ³⁾				
	3.2		03.06	+ belüftete Scheiben ³⁾				
	3.2 AWD		01.07	+ belüftete Scheiben ³⁾				
	4.4 V8 AWD	232	03.06	+ belüftete Scheiben ³⁾				
	D2	84	04.13	+ belüftete Scheiben ³⁾				
	D3	100	05.12	+ belüftete Scheiben ³⁾				
	D3	120	01.10	+ belüftete Scheiben ³⁾				
	D4	133	09.13	+ belüftete Scheiben ³⁾				
	T4	132	10.10	+ belüftete Scheiben ³⁾				
	T4F	132	05.11	+ belüftete Scheiben ³⁾				
	T5	177	10.10	+ belüftete Scheiben ³⁾				
	T5	180	09.13	+ belüftete Scheiben ³⁾				
	T6 AWD	224	10.10	+ belüftete Scheiben ³⁾				
	1.6 D DRiVe		01.10		24.0711-6221.3	360258		Radsensor
	2.0	107	09.07					
	2.0 D	100	09.07					
	2.0 FlexiFuel	107	09.07					
	2.0 T	149	01.10					
	2.0 TDi	100	02.08					
	2.4 D	120	03.06					
	2.4 D	129	04.09					
	2.4 D5	136	03.06					
	2.4 D5	151	11.08					
	2.4 D5	158	06.11					
	2.5 T	147	03.06					
	2.5 T	170	01.10					
	2.5 T	183	09.12					
	2.5 T	187	01.12					
	2.5 T FlexFuel	147	04.08					
	2.5 T FlexiFuel	170	01.10					
	3.2		03.06					
	D2	84	04.13					
	D3	100	05.12					
	D3	120	01.10					
	D4	133	09.13					
	T4	132	10.10					
	T4F	132	05.11					
	T5	177	10.10					
	T5	180	09.13					
	2.4 D5 AWD	136	01.07		24.0711-6369.3	360395		Radsensor
	2.4 D5 AWD	151	01.10					
	2.4 D5 AWD	158	06.11					

¹⁾ + solid discs / + dischi massiccio / + disques massive / + disco macizo

²⁾ + electric parking brake / + freno a mano elettrico / + frein à main électrique / + freno de mano eléctrico

³⁾ + ventilated discs / + dischi ventilati / + disques ventilés / + disco ventilado



VOLVO S80 II (06-)

	2.5 T AWD	147		10.06		24.0711-6369.3	360395	2		Radsensor
	3.0 T6 AWD	210		01.07						
	3.2 AWD			01.07						
	4.4 V8 AWD	232		03.06						
	T6 AWD	224		10.10						
	1.6 D DRiVe			01.10		03.0137-0450.2	650450			178 x 25
	2.0	107		09.07		03.0137-9283.2	669283			Bremsbacken-Zubehör
	2.0 D	100		09.07						
	2.0 FlexiFuel	107		09.07						
	2.0 T	149		01.10						
	2.0 TDi	100		02.08						
	2.4 D	120		03.06						
	2.4 D	129		04.09						
	2.4 D5	136		03.06						
	2.4 D5	151		11.08						
	2.4 D5	158		06.11						
	2.4 D5 AWD	136		01.07						
	2.4 D5 AWD	151		01.10						
	2.4 D5 AWD	158		06.11						
	2.5 T	147		03.06						
	2.5 T	170		01.10						
	2.5 T	183		09.12						
	2.5 T	187		01.12						
	2.5 T AWD	147		10.06						
	2.5 T FlexFuel	147		04.08						
	2.5 T FlexiFuel	170		01.10						
	3.0 T6 AWD	210		01.07						
	3.2			03.06						
	3.2 AWD			01.07						
	4.4 V8 AWD	232		03.06						
	D2	84		04.13						
	D3	120		01.10						
	T5	177		10.10						
	T6 AWD	224		10.10						

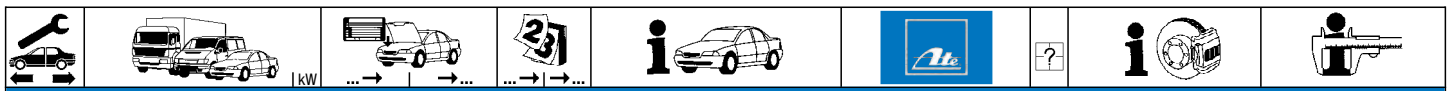
VOLVO S90 (97-98)

	2.5	125		11.96	10.98	13.0460-2985.2	602985			20164 18,2	LUC
	2.5	132		11.96	10.97						
	2.9	132		01.97	05.98						
	2.9	150		01.97	05.98						
	2.5	125		11.96	10.98	24.0126-0102.1	426102			280 26,0 23,0 V +B	
	2.5	132		11.96	10.98						
	2.9	132		01.97	05.98						
	2.9	150		01.97	05.98						
	2.5	125		11.96	10.98	13.0460-2935.2	602935			21385 13,8 /S	LUC
	2.5	132		11.96	10.97						
	2.9	132		01.97	05.98						
	2.9	150		01.97	05.98						
	2.5	125		11.96	10.98	24.0112-0150.1	412150			277 11,9 10,0 +B	
	2.5	132		11.96	10.97						
	2.9	132		01.97	05.98						
	2.9	150		01.97	05.98						
	2.5	125		11.96	10.98	03.0137-0299.2	650299			160 x 25	
	2.5	132		11.96	10.97	03.0137-9199.2	669199			Bremsbacken-Zubehör	
	2.9	132		01.97	05.98						
	2.9	150		01.97	05.98						

VOLVO V40 (95-04)

	1.6	77		12.95	08.97	13.0460-2830.2	602830			21920 14,6 /WK/Zub/S	LUC
	1.8 (1731)	85		07.95	08.97						
	1.9 T4	147		05.97	08.97						
	1.9 TD	66		07.95	08.97						
	2.0	100		07.95	08.97						
	2.0	103		07.95	08.97						
	1.6	77		09.97	08.99	13.0460-2853.2	602853			21983 17,2 /WK/Zub/S	LUC
	1.6	80		03.99	07.04						
	1.8 (1731)	85		09.97	08.99						
	1.8 (1783)	90		03.99	07.04						
	1.8 i (1834)	90		06.01	07.04						
	1.8 i (1834)	92		03.98	07.04						
	1.9 DI	70		03.99	07.00						
	1.9 DI	75		07.00	07.04						
	1.9 DI	85		07.00	07.04						
	1.9 T4	147		09.97	07.00						
	1.9 TD	66		09.97	08.99						
	2.0	100		09.97	07.04						
	2.0	103		09.97	08.99						
	2.0 T	118		10.97	07.00						
	2.0 T	120		06.01	07.04						
	2.0 T	121		07.00	06.01						
	2.0 T4	147		07.00	04.04						
	1.6	77		12.95	08.97	24.0124-0136.1	424136			256 24,0 21,5 V +B	
	1.8 (1731)	85		07.95	08.97						
	1.9 T4	147		05.97	08.97						
	1.9 TD	66		07.95	08.97						
	2.0	100		07.95	08.97						





VOLVO V40 (95-04)

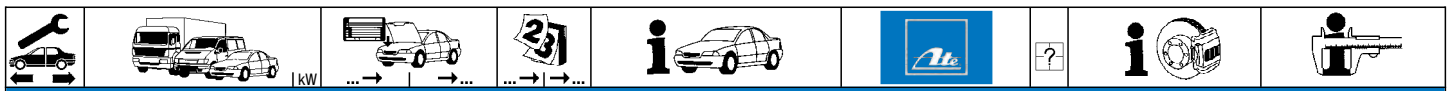
	2.0	103		07.95	08.97	24.0124-0136.1	424136		256 24,0 21,5 V +B
	1.6	77		09.97	08.99	24.0124-0159.1	424159		281 23,9 21,5 V +B
	1.6	80		03.99	07.04	24.0324-0159.1	524159		281 23,9 21,5 V +B PD
	1.8 (1731)	85		09.97	08.99				
	1.8 (1783)	90		03.99	07.04				
	1.8 i (1834)	90		06.01	07.04				
	1.8 i (1834)	92		03.98	07.04				
	1.9 DI	70		03.99	07.00				
	1.9 DI	75		07.00	07.04				
	1.9 DI	85		07.00	07.04				
	1.9 T4	147		09.97	07.00				
	1.9 TD	66		09.97	08.99				
	2.0	100		09.97	07.04				
	2.0	103		09.97	08.99				
	2.0 T	118		10.97	07.00				
	2.0 T	120		06.01	07.04				
	2.0 T	121		07.00	06.01				
	2.0 T4	147		07.00	04.04				
	1.6	77		12.95	08.99	13.0460-2831.2	602831		21861 15,2 /WK/S LUC
	1.6	80		03.99	07.04				
	1.8 (1731)	85		07.95	08.99				
	1.8 (1783)	90		03.99	07.04				
	1.8 i (1834)	90		06.01	07.04				
	1.8 i (1834)	92		03.98	07.04				
	1.9 DI	70		03.99	07.00				
	1.9 DI	75		07.00	07.04				
	1.9 DI	85		07.00	07.04				
	1.9 T4	147		05.97	07.00				
	1.9 TD	66		07.95	08.99				
	2.0	100		07.95	07.04				
	2.0	103		07.95	08.99				
	2.0 T	118		10.97	07.00				
	2.0 T	120		06.01	07.04				
	2.0 T	121		07.00	06.01				
	2.0 T4	147		07.00	04.04				
	1.6	77		12.95	08.99	24.0110-0229.1	410229		260 10,0 8,4 +B
	1.6	80		03.99	07.04				
	1.8 (1731)	85		07.95	08.99				
	1.8 (1783)	90		03.99	07.04				
	1.8 i (1834)	90		06.01	07.04				
	1.8 i (1834)	92		03.98	07.04				
	1.9 DI	70		03.99	07.00				
	1.9 DI	75		07.00	07.04				
	1.9 DI	85		07.00	07.04				
	1.9 T4	147		05.97	07.00				
	1.9 TD	66		07.95	08.99				
	2.0	100		07.95	07.04				
	2.0	103		07.95	08.99				
	2.0 T	118		10.97	07.00				
	2.0 T	120		06.01	07.04				
	2.0 T	121		07.00	06.01				
	2.0 T4	147		07.00	04.04				

VOLVO V40 (12-)

	D2	84		09.12		13.0460-7193.2	607193	+ 15"/16" Rad ¹⁾	23723 18,1 +	ATE
	D2	88		02.15		13.0470-7193.2	LD7193	+ 15"/16" Rad ¹⁾	23723 18,1 +	ATE
	D3	110		09.12						
	D4	130		09.12						
	D4	140		05.14						
	T2	90		02.15						
	T2 GTDi	88		03.13						
	T3	112		02.15						
	T3 GTDi	110		09.12						
	T4	132		04.13						
	T4	147		04.14						
	T4 GTDi	132		09.12						
	T5	180		05.14						
	T5 AWD	180		05.14						
	D2	84		09.12		13.0460-7204.2	607204	+ 17" Rad ²⁾	23912 18,8 +	ATE
	D2	88		02.15		13.0470-7204.2	LD7204	+ 17" Rad ²⁾	23912 18,8 +	ATE
	D3	110		09.12						
	D4	130		09.12						
	D4	140		05.14						
	T2	90		02.15						
	T2 GTDi	88		03.13						
	T3	112		02.15						
	T3 GTDi	110		09.12						
	T4	132		04.13						
	T4	147		04.14						
	T4 AWD	132		04.13						
	T4 AWD	140		05.14						
	T4 GTDi	132		09.12						
	T5	180		05.14						
	T5	187		09.12						
	T5 AWD	157		03.13						
	T5 AWD	180		05.14						
	T5 AWD	187		01.13						

¹⁾ + 15"/16" wheel / + ruota 15"/16" / + roue 15"/16" / + rueda 15"/16"

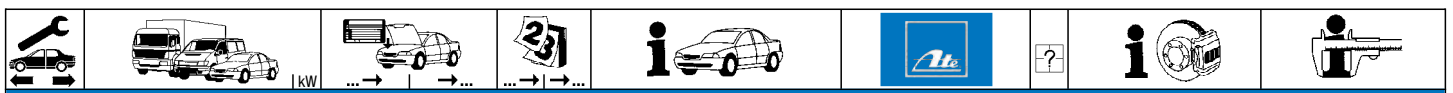
²⁾ + 17" wheel / + ruota 17" / + roue 17" / + rueda 17"



VOLVO V40 (12-)							
	D2	84	09.12	24.0125-0162.1	425162	+ 16" Rad ¹⁾	300 25,0 23,0 VL +B
	D2	88	02.15				
	D3	110	09.12				
	D4	130	09.12				
	D4	140	05.14				
	T2	90	02.15				
	T3	112	02.15				
	T3 GTDi	110	09.12				
	T4	132	04.13				
	T4	147	04.14				
	T4 GTDi	132	09.12				
	T5	180	05.14				
	T5 AWD	180	05.14				
	D2	84	09.12	24.0125-0197.1	425197	+ 17" Rad ²⁾	320 25,0 23,0 VL +B
	D2	88	02.15				
	D3	110	09.12				
	D4	130	09.12				
	D4	140	05.14				
	T2	90	02.15				
	T2 GTDi	88	03.13				
	T3	112	02.15				
	T3 GTDi	110	09.12				
	T4	132	04.13				
	T4	147	04.14				
	T4 AWD	132	04.13				
	T4 AWD	140	05.14				
	T4 GTDi	132	09.12				
	T5	180	05.14				
	T5	187	09.12				
	T5 AWD	157	03.13				
	T5 AWD	180	05.14				
	T5 AWD	187	01.13				
	D2	84	09.12	24.0711-5198.3	360239	2	Radsensor
	D2	88	02.15				
	D3	110	09.12				
	D4	130	09.12				
	D4	140	05.14				
	T2	90	02.15				
	T2 GTDi	88	03.13				
	T3	112	02.15				
	T3 GTDi	110	09.12				
	T4	132	04.13				
	T4	147	04.14				
	T4 AWD	132	04.13				
	T4 AWD	140	05.14				
	T4 GTDi	132	09.12				
	T5	180	05.14				
	T5	187	09.12				
	T5 AWD	157	03.13				
	T5 AWD	180	05.14				
	T5 AWD	187	01.13				
	D2	88	02.15	13.0460-7195.2	607195		23482 16,6 + ATE
	D3	110	09.12	13.0470-7195.2	LD7195		23482 16,6 + ATE
	D4	130	09.12				
	D4	140	05.14				
	T2	90	02.15				
	T2 GTDi	88	03.13				
	T3	112	02.15				
	T3 GTDi	110	09.12				
	T4	132	04.13				
	T4	147	04.14				
	T4 AWD	132	04.13				
	T4 AWD	140	05.14				
	T4 GTDi	132	09.12				
	T5	180	05.14				
	T5	187	09.12				
	T5 AWD	157	03.13				
	T5 AWD	180	05.14				
	T5 AWD	187	01.13				
	D2	84	09.12	13.0460-7195.2	607195	- ALU Bremsscheibe ³⁾	23482 16,6 + ATE
				13.0470-7195.2	LD7195	- ALU Bremsscheibe ³⁾	23482 16,6 + ATE
	D2	88	02.15	24.0111-0158.1	411158		280 11,0 9,0 +B
	D3	110	09.12				
	D4	130	09.12				
	D4	140	05.14				
	T2	90	02.15				
	T2 GTDi	88	03.13				
	T3	112	02.15				
	T3 GTDi	110	09.12				
	T4	132	04.13				
	T4	147	04.14				
	T4 AWD	132	04.13				
	T4 AWD	140	05.14				
	T4 GTDi	132	09.12				
	T5	180	05.14				
	T5	187	09.12				
	T5 AWD	157	03.13				

¹⁾ + 16" wheel / + ruota 16" / + roue 16" / + rueda 16"
²⁾ + 17" wheel / + ruota 17" / + roue 17" / + rueda 17"
³⁾ - ALU brake disc / - freno de ALU / - disque de frein ALU / - freno de ALU





VOLVO V40 (12-)											
	T5 AWD	180		05.14				24.0111-0158.1	411158		280 11,0 9,0 +B
	T5 AWD	187		01.13							
	D2	84		09.12				24.0111-0158.1	411158	- ALU Bremsscheibe 1)	280 11,0 9,0 +B
	D2	84		09.12				24.0711-6351.3	360358	2	Radsensor
	D2	88		02.15							
	D3	110		09.12							
	D4	130		09.12							
	D4	140		05.14							
	T2	90		02.15							
	T2 GTDi	88		03.13							
	T3	112		02.15							
	T3 GTDi	110		09.12							
	T4	132		04.13							
	T4	147		04.14							
	T4 AWD	132		04.13							
	T4 AWD	140		05.14							
	T4 GTDi	132		09.12							
	T5	180		05.14							
	T5	187		09.12							
	T5 AWD	157		03.13							
	T5 AWD	180		05.14							
	T5 AWD	187		01.13							

VOLVO V50 (04-12)												
	1.6 D	80		04.07	05.12	- (GSA)		13.0460-7193.2	607193	- 17" Rad 2)	23723 18,1 +	ATE
	1.6 D	81		01.05	05.12	- (GSA)		13.0470-7193.2	LD7193	- 17" Rad 2)	23723 18,1 +	ATE
	1.6 D2	84		01.10	05.12	- (GSA)		13.0460-7204.2	607204	+ 17" Rad 3)	23912 18,8 +	ATE
	1.6 i	74		01.05	05.12	- (GSA)		13.0470-7204.2	LD7204	+ 17" Rad 3)	23912 18,8 +	ATE
	1.8	92		04.04	05.12	- (GSA)						
	1.8 FlexiFuel	92		04.07	05.12	- (GSA)						
	2.0 D	100		04.04	05.12	- (GSA)						
	2.0 D3	110		10.10	05.12	- (GSA)						
	2.0 D4	130		10.10	05.12	- (GSA)						
	2.0 FlexiFuel	107		01.10	05.12	- (GSA)						
	2.0 i	107		10.06	05.12	- (GSA)						
	2.4	103		04.04	05.12	- (GSA)						
	2.4	125		04.04	05.12	- (GSA)						
	2.4 AWD	125		08.06	05.12	- (GSA)						
	2.4 D5	132		03.06	05.12	- (GSA)						
	2.4 Tdi	120		05.07	05.12	- (GSA)						
	2.5 T5	162		04.04	05.12	- (GSA)						
	2.5 T5	169		03.07	05.12	- (GSA)						
	2.5 T5 AWD	162		04.04	05.12	- (GSA)						
	2.5 T5 AWD	169		03.07	05.12	- (GSA)						
	1.6 D	80		04.07	05.12			24.0125-0117.1	425117	+ 15" Rad 4)	278 25,0 23,0 V L +B	
	1.6 D	81		01.05	05.12			24.0325-0117.1	525117	+ 15" Rad 4)	278 25,0 23,0 V L +B PD	
	1.6 i	74		01.05	05.12			24.0125-0162.1	425162	+ 16" Rad 5)	300 25,0 23,0 V L +B	
	1.8	92		04.04	05.12			24.0325-0162.1	525162	+ 16" Rad 5)	300 25,0 23,0 V L +B PD	
	1.8 FlexiFuel	92		04.07	05.12			24.0125-0197.1	425197	+ 17" Rad 3)	320 25,0 23,0 V L +B	
	2.0 D	100		04.04	05.12							
	2.0 FlexiFuel	107		01.10	05.12							
	2.0 i	107		10.06	05.12							
	2.4	103		04.04	05.12							
	2.4	125		04.04	05.12							
	2.4 AWD	125		08.06	05.12							
	2.4 D5	132		03.06	05.12							
	2.4 Tdi	120		05.07	05.12							
	2.5 T5	162		04.04	05.12							
	2.5 T5	169		03.07	05.12							
	2.5 T5 AWD	162		04.04	05.12							
	2.5 T5 AWD	169		03.07	05.12							
	1.6 D2	84		01.10	05.12			24.0125-0117.1	425117	+ 15" Rad 4)	278 25,0 23,0 V L +B	
	2.0 D3	110		10.10	05.12			24.0325-0117.1	525117	+ 15" Rad 4)	278 25,0 23,0 V L +B PD	
	2.0 D4	130		10.10	05.12			24.0125-0162.1	425162	+ 16" Rad 5)	300 25,0 23,0 V L +B	
				10.10	05.12			24.0325-0162.1	525162	+ 16" Rad 5)	300 25,0 23,0 V L +B PD	
	1.6 D2	84		01.10	05.12			24.0125-0197.1	425197	+ 17" Rad 3)	320 25,0 23,0 V L +B	
	2.0 D3	110		01.10	05.12							
	2.0 D4	130		10.10	05.12							
	1.6 D	80		04.07	05.12			24.0711-5123.3	360065	2	Radsensor	
	1.6 D	81		01.05	05.12							
	1.6 D2	84	550147	01.10								
	1.6 i	74		01.05	05.12							
	1.8	92		04.04	05.12							
	1.8 FlexiFuel	92		04.07	05.12							
	2.0 D	100		04.04	05.12							
	2.0 D3	110	550147	10.10								
	2.0 D4	130	550147	10.10								
	2.0 FlexiFuel	107	550147	01.10								
	2.0 i	107		10.06	05.12							
	2.4	103		04.04	05.12							
	2.4	125		04.04	05.12							
	2.4 AWD	125		08.06	05.12							
	2.4 D5	132		03.06	05.12							
	2.4 Tdi	120		05.07	05.12							
	2.5 T5	162		04.04	05.12							
	2.5 T5	169		03.07	05.12							
	2.5 T5 AWD	162		04.04	05.12							

1) - ALU brake disc / - freno de ALU / - disque de frein ALU / - freno de ALU







2) - 17" wheel / - ruota 17" / - roue 17" / - rueda 17"

3) + 17" wheel / + ruota 17" / + roue 17" / + rueda 17"

4) + 15" wheel / + ruota 15" / + roue 15" / + rueda 15"

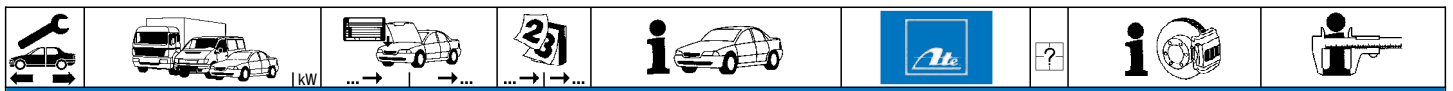
5) + 16" wheel / + ruota 16" / + roue 16" / + rueda 16"



VOLVO V50 (04-12)		03.07		05.12		24.0711-5123.3 360065		2		Radsensor	
	2.5 T5 AWD	169									
	1.6 D2	84 550148					24.0711-5198.3	360239	2		Radsensor
	2.0 D3	110 550148									
	2.0 D4	130 550148									
	2.0 FlexiFuel	107 550148									
	1.6 D	80	04.07	05.12			13.0460-7195.2	607195			ersetzt Belag mit Federn ¹⁾
	1.6 D	81	01.05	05.12			13.0470-7195.2	LD7195			ersetzt Belag mit Federn ¹⁾
	1.6 D2	84	01.10	05.12							
	1.6 i	74	01.05	05.12							
	1.8	92	04.04	05.12							
	1.8 FlexiFuel	92	04.07	05.12							
	2.0 D	100	04.04	05.12							
	2.0 D3	110	10.10	05.12							
	2.0 D4	130	10.10	05.12							
	2.0 FlexiFuel	107	01.10	05.12							
	2.0 i	107	10.06	05.12							
	2.4	103	04.04	05.12							
	2.4	125	04.04	05.12							
	2.4 AWD	125	08.06	05.12							
	2.4 D5	132	03.06	05.12							
	2.4 Tdi	120	05.07	05.12							
	2.5 T5	162	04.04	05.12							
	2.5 T5	169	03.07	05.12							
	2.5 T5 AWD	162	04.04	05.12							
	2.5 T5 AWD	169	03.07	05.12							
	1.6 D	80	04.07	05.12			24.0111-0158.1	411158			280 11,0 9,0 +B
	1.6 D	81	01.05	05.12			24.0311-0158.1	511158			280 11,0 9,0 +B PD
	1.6 D2	84	01.10	05.12							
	1.6 i	74	01.05	05.12							
	1.8	92	04.04	05.12							
	1.8 FlexiFuel	92	04.07	05.12							
	2.0 D	100	04.04	05.12							
	2.0 D3	110	10.10	05.12							
	2.0 D4	130	10.10	05.12							
	2.0 FlexiFuel	107	01.10	05.12							
	2.0 i	107	10.06	05.12							
	2.4	103	04.04	05.12							
	2.4	125	04.04	05.12							
	2.4 AWD	125	08.06	05.12							
	2.4 D5	132	03.06	05.12							
	2.4 Tdi	120	05.07	05.12							
	2.5 T5	162	04.04	05.12							
	2.5 T5	169	03.07	05.12							
	2.5 T5 AWD	162	04.04	05.12							
	2.5 T5 AWD	169	03.07	05.12							
	1.6 D	80	04.07	05.12			24.0711-6220.3	360256	2		Radsensor
	1.6 D	81	01.05	05.12							
	1.6 i	74	01.05	05.12							
	1.8	92	04.04	05.12							
	1.8 FlexiFuel	92	04.07	05.12							
	2.0 D	100	04.04	05.12							
	2.4	103	04.04	05.12							
	2.4	125	04.04	05.12							
	2.4 D5	132	03.06	05.12							
	2.4 Tdi	120	05.07	05.12							
	2.5 T5	162	04.04	05.12							
	2.5 T5	169	03.07	05.12							
	2.5 T5 AWD	162	04.04	05.12			24.0711-6144.3	360137	2		Radsensor
	2.5 T5 AWD	169	03.07	05.12							
	1.6 D2	84	01.10	05.12			24.0711-6221.3	360258	2		Radsensor
	2.0 D3	110	10.10	05.12							
	2.0 D4	130	10.10	05.12							
	2.0 FlexiFuel	107	01.10	05.12							
	2.0 i	107	10.06	05.12							
VOLVO V60 (10-)		06.11		11.10		13.0460-7228.2 607228		2		24123 20,3 +	
	1.6 DRiVe	84									ATE
	2.0 T	149									ATE
	2.0 T4	140									
	2.4 D5	158									
	2.4 D5 AWD	158									
	2.4 D6 Plug-in-Hybrid	158									
	D 3	100									
	D 3	120									
	D 5	151									
	D 5 AWD	151									
	D3	110									
	D4	133									
	D4	140									
	D4 AWD	120									
	D4 AWD	133									
	D5	165									
	D5	169									
	D5 AWD	169									
	T3	110									
	T3	112									
											

¹⁾ replaces pad with springs / sostituisce la guarnizione con molle / remplace la garniture avec ressorts / sustituye guarnición con resortes

²⁾ + brake disc diameter 300mm / + diametro dischi freno 300mm / + diamètre disques frein 300mm / + diámetro disco freno 300mm



VOLVO V60 (10-)

	T4	132	11.10	+ Bremsscheibendurchm. 300 mm ¹⁾	13.0460-7228.2	607228		24123 20,3 +	ATE
	T4F	132	04.11	+ Bremsscheibendurchm. 300 mm ¹⁾	13.0470-7228.2	LD7228		24123 20,3 +	ATE
	T5	177	11.10	+ Bremsscheibendurchm. 300 mm ¹⁾					
	T5	180	10.13	+ Bremsscheibendurchm. 300 mm ¹⁾					
	T 6 AWD	224	11.10	+ Bremsscheibendurchm. 300 mm ¹⁾	13.0460-7228.2	607228		24123 20,3 +	ATE
	T6	225	10.13	+ Bremsscheibendurchm. 300 mm ¹⁾					
	T6 AWD	242	04.14	+ Bremsscheibendurchm. 300 mm ¹⁾					
	1.6 DRIVE	84	06.11	+ Bremsscheibendurchm. 316mm / 336mm ²⁾	13.0460-7243.2	607243		24142 20,6 +	ATE
	2.0 T	149	11.10	+ Bremsscheibendurchm. 316mm / 336mm ²⁾	13.0470-7243.2	LD7243		24142 20,6 +	ATE
	2.0 T4	140	05.15	+ Bremsscheibendurchm. 316mm / 336mm ²⁾					
2.4 D5	158	06.11	+ Bremsscheibendurchm. 316mm / 336mm ²⁾						
2.4 D5 AWD	158	06.11	+ Bremsscheibendurchm. 316mm / 336mm ²⁾						
2.4 D6 Plug-in-Hybrid	158	11.12	+ Bremsscheibendurchm. 316mm / 336mm ²⁾						
D 3	100	11.12	+ Bremsscheibendurchm. 316mm / 336mm ²⁾						
D 3	120	11.10	+ Bremsscheibendurchm. 316mm / 336mm ²⁾						
D 5	151	11.10	+ Bremsscheibendurchm. 316mm / 336mm ²⁾						
D 5 AWD	151	11.10	+ Bremsscheibendurchm. 316mm / 336mm ²⁾						
D3	110	03.15	+ Bremsscheibendurchm. 316mm / 336mm ²⁾						
D4	133	10.13	+ Bremsscheibendurchm. 316mm / 336mm ²⁾						
D4	140	03.15	+ Bremsscheibendurchm. 316mm / 336mm ²⁾						
D4 AWD	120	12.12	+ Bremsscheibendurchm. 316mm / 336mm ²⁾						
D4 AWD	133	10.13	+ Bremsscheibendurchm. 316mm / 336mm ²⁾						
D5	165	03.15	+ Bremsscheibendurchm. 316mm / 336mm ²⁾						
D5	169	04.14	+ Bremsscheibendurchm. 316mm / 336mm ²⁾						
D5 AWD	169	04.14	+ Bremsscheibendurchm. 316mm / 336mm ²⁾						
T3	110	11.10	+ Bremsscheibendurchm. 316mm / 336mm ²⁾						
T3	112	03.15	+ Bremsscheibendurchm. 316mm / 336mm ²⁾						
T4	132	11.10	+ Bremsscheibendurchm. 316mm / 336mm ²⁾						
T4F	132	04.11	+ Bremsscheibendurchm. 316mm / 336mm ²⁾						
T5	177	11.10	+ Bremsscheibendurchm. 316mm / 336mm ²⁾						
T5	180	10.13	+ Bremsscheibendurchm. 316mm / 336mm ²⁾						
T6 AWD	224	11.10	+ Bremsscheibendurchm. 316mm / 336mm ²⁾	13.0460-7243.2	607243		24142 20,6 +	ATE	
T6	225	10.13	+ Bremsscheibendurchm. 316mm / 336mm ²⁾						
T6 AWD	242	04.14	+ Bremsscheibendurchm. 316mm / 336mm ²⁾						
	1.6 DRIVE	84	06.11	+ Bremsscheibendurchm. 300 mm ¹⁾	24.0128-0154.1	428154		300 28,0 26,0 V L +S +B	
	2.0 T	149	11.10	+ Bremsscheibendurchm. 300 mm ¹⁾					
	2.0 T4	140	05.15	+ Bremsscheibendurchm. 300 mm ¹⁾					
	2.4 D5	158	06.11	+ Bremsscheibendurchm. 300 mm ¹⁾					
	2.4 D5 AWD	158	06.11	+ Bremsscheibendurchm. 300 mm ¹⁾					
	2.4 D6 Plug-in-Hybrid	158	11.12	+ Bremsscheibendurchm. 300 mm ¹⁾					
	D 3	100	10.12	+ Bremsscheibendurchm. 300 mm ¹⁾					
	D 3	120	11.10	+ Bremsscheibendurchm. 300 mm ¹⁾					
	D 5	151	11.10	+ Bremsscheibendurchm. 300 mm ¹⁾					
	D 5 AWD	151	11.10	+ Bremsscheibendurchm. 300 mm ¹⁾					
	D3	110	03.15	+ Bremsscheibendurchm. 300 mm ¹⁾					
	D4	133	10.13	+ Bremsscheibendurchm. 300 mm ¹⁾					
	D4	140	03.15	+ Bremsscheibendurchm. 300 mm ¹⁾					
	D4 AWD	120	12.12	+ Bremsscheibendurchm. 300 mm ¹⁾					
	D4 AWD	133	10.13	+ Bremsscheibendurchm. 300 mm ¹⁾					
	D5	165	03.15	+ Bremsscheibendurchm. 300 mm ¹⁾					
	D5	169	04.14	+ Bremsscheibendurchm. 300 mm ¹⁾					
	D5 AWD	169	04.14	+ Bremsscheibendurchm. 300 mm ¹⁾					
	T 6 AWD	224	11.10	+ Bremsscheibendurchm. 300 mm ¹⁾					
	T3	110	11.10	+ Bremsscheibendurchm. 300 mm ¹⁾					
T3	112	03.15	+ Bremsscheibendurchm. 300 mm ¹⁾						
T4	132	11.10	+ Bremsscheibendurchm. 300 mm ¹⁾						
T4F	132	04.11	+ Bremsscheibendurchm. 300 mm ¹⁾						
T5	177	11.10	+ Bremsscheibendurchm. 300 mm ¹⁾						
T5	180	10.13	+ Bremsscheibendurchm. 300 mm ¹⁾						
T6	225	10.13	+ Bremsscheibendurchm. 300 mm ¹⁾						
T6 AWD	242	04.14	+ Bremsscheibendurchm. 300 mm ¹⁾						
	1.6 DRIVE	84	06.11	+ Bremsscheibendurchm. 316mm ³⁾	24.0128-0162.1	428162		316 28,0 26,0 V L +S +B	
	2.0 T	149	11.10	+ Bremsscheibendurchm. 316mm ³⁾	24.0328-0162.1	528162		316 28,0 26,0 V L +S +B PD	
	2.0 T4	140	05.15	+ Bremsscheibendurchm. 316mm ³⁾					
	2.4 D5	158	06.11	+ Bremsscheibendurchm. 316mm ³⁾					
	2.4 D5 AWD	158	06.11	+ Bremsscheibendurchm. 316mm ³⁾					
	2.4 D6 Plug-in-Hybrid	158	11.12	+ Bremsscheibendurchm. 316mm ³⁾					
	D 3	100	10.12	+ Bremsscheibendurchm. 316mm ³⁾					
	D 3	120	11.10	+ Bremsscheibendurchm. 316mm ³⁾					
	D 5	151	11.10	+ Bremsscheibendurchm. 316mm ³⁾					
	D 5 AWD	151	11.10	+ Bremsscheibendurchm. 316mm ³⁾					
	D3	110	03.15	+ Bremsscheibendurchm. 316mm ³⁾					
	D4	133	10.13	+ Bremsscheibendurchm. 316mm ³⁾					
	D4	140	03.15	+ Bremsscheibendurchm. 316mm ³⁾					
	D4 AWD	120	12.12	+ Bremsscheibendurchm. 316mm ³⁾					
	D4 AWD	133	10.13	+ Bremsscheibendurchm. 316mm ³⁾					
	D5	165	03.15	+ Bremsscheibendurchm. 316mm ³⁾					
	D5	169	04.14	+ Bremsscheibendurchm. 316mm ³⁾					
	D5 AWD	169	04.14	+ Bremsscheibendurchm. 316mm ³⁾					
	T 6 AWD	224	11.10	+ Bremsscheibendurchm. 316mm ³⁾					
	T3	110	11.10	+ Bremsscheibendurchm. 316mm ³⁾					
T3	112	03.15	+ Bremsscheibendurchm. 316mm ³⁾						
T4	132	11.10	+ Bremsscheibendurchm. 316mm ³⁾						
T4F	132	04.11	+ Bremsscheibendurchm. 316mm ³⁾						
T5	177	11.10	+ Bremsscheibendurchm. 316mm ³⁾						
T5	180	10.13	+ Bremsscheibendurchm. 316mm ³⁾						
T6	225	10.13	+ Bremsscheibendurchm. 316mm ³⁾						

¹⁾ + brake disc diameter 300mm / + diametro dischi freno 300mm / + diamètre disques frein 300mm / + diámetro disco freno 300mm

²⁾ + brake disc diameter 316mm / 336mm / + diametro dischi freno 316mm / 336mm / + diamètre disques frein 316mm / 336mm / + diámetro disco freno 316mm / 336mm

³⁾ + brake disc diameter 316mm / + diametro dischi freno 316mm / + diamètre disques frein 316mm / + diámetro disco freno 316mm





VOLVO V60 (10-)

	T6 AWD	242		04.14	+ Bremsscheibendurchm. 316mm ¹⁾	24.0128-0162.1	428162			316 28,0 26,0 VL +S +B	
						24.0328-0162.1	528162			316 28,0 26,0 VL +S +B PD	
	1.6 DRIVE	84		06.11	+ Bremsscheibendurchm. 336 mm ²⁾	24.0128-0210.1	428210			336 28,0 26,0 VL +S +B	
	2.0 T	149		11.10	+ Bremsscheibendurchm. 336 mm ²⁾						
	2.0 T4	140		05.15	+ Bremsscheibendurchm. 336 mm ²⁾						
	2.4 D5	158		06.11	+ Bremsscheibendurchm. 336 mm ²⁾						
	2.4 D5 AWD	158		06.11	+ Bremsscheibendurchm. 336 mm ²⁾						
	2.4 D6 Plug-in-Hybrid	158		11.12	+ Bremsscheibendurchm. 336 mm ²⁾						
	D 3	100		10.12	+ Bremsscheibendurchm. 336 mm ²⁾						
	D 3	120		11.10	+ Bremsscheibendurchm. 336 mm ²⁾						
	D 5	151		11.10	+ Bremsscheibendurchm. 336 mm ²⁾						
	D 5 AWD	151		11.10	+ Bremsscheibendurchm. 336 mm ²⁾						
	D3	110		03.15	+ Bremsscheibendurchm. 336 mm ²⁾						
	D4	133		10.13	+ Bremsscheibendurchm. 336 mm ²⁾						
	D4	140		03.15	+ Bremsscheibendurchm. 336 mm ²⁾						
	D4 AWD	120		12.12	+ Bremsscheibendurchm. 336 mm ²⁾						
	D4 AWD	133		10.13	+ Bremsscheibendurchm. 336 mm ²⁾						
	D5	165		03.15	+ Bremsscheibendurchm. 336 mm ²⁾						
	D5	169		04.14	+ Bremsscheibendurchm. 336 mm ²⁾						
	D5 AWD	169		04.14	+ Bremsscheibendurchm. 336 mm ²⁾						
	T 6 AWD	224		11.10	+ Bremsscheibendurchm. 336 mm ²⁾						
	T3	110		11.10	+ Bremsscheibendurchm. 336 mm ²⁾						
	T3	112		03.15	+ Bremsscheibendurchm. 336 mm ²⁾						
	T4	132		11.10	+ Bremsscheibendurchm. 336 mm ²⁾						
	T4F	132		04.11	+ Bremsscheibendurchm. 336 mm ²⁾						
	T5	177		11.10	+ Bremsscheibendurchm. 336 mm ²⁾						
	T5	180		10.13	+ Bremsscheibendurchm. 336 mm ²⁾						
	T6	225		10.13	+ Bremsscheibendurchm. 336 mm ²⁾						
	T6 AWD	242		04.14	+ Bremsscheibendurchm. 336 mm ²⁾						
	1.6 DRIVE	84		06.11		24.0711-5198.3	360239			Radsensor	
	2.0 T	149		11.10		24.0711-5241.3	360319			Radsensor	
	2.0 T4	140		05.15							
	2.4 D5	158		06.11							
	2.4 D5 AWD	158		06.11							
	2.4 D6 Plug-in-Hybrid	158		11.12							
	D 3	100		10.12							
	D 3	120		11.10							
	D 5	151		11.10							
	D 5 AWD	151		11.10							
	D3	110		03.15							
	D4	133		10.13							
	D4	140		03.15							
	D4 AWD	120		12.12							
	D4 AWD	133		10.13							
	D5	165		03.15							
	D5	169		04.14							
	D5 AWD	169		04.14							
	T 6 AWD	224		11.10							
	T3	110		11.10							
	T3	112		03.15							
	T4	132		11.10							
	T4F	132		04.11							
	T5	177		11.10							
	T5	180		10.13							
	T6	225		10.13							
	T6 AWD	242		04.14							
	3.0 T6 AWD	258		05.14		24.0711-5198.3	360239			Radsensor	
	T6 AWD	242		04.14							
	1.6 DRIVE	84		06.11	+ massive Scheiben ³⁾	13.0460-2722.2	602722			24496 17,3 /Zub/S	LUC
	2.0 T	149		11.10	+ massive Scheiben ³⁾	13.0470-2722.2	LD2722			24496 17,3 /Zub/S	LUC
	2.0 T4	140		05.15	+ massive Scheiben ³⁾						
	2.4 D5	158		06.11	+ massive Scheiben ³⁾						
	2.4 D5 AWD	158		06.11	+ massive Scheiben ³⁾						
	2.4 D6 Plug-in-Hybrid	158		11.12	+ massive Scheiben ³⁾						
	3.0 T6 AWD	258		05.14	+ massive Scheiben ³⁾						
	D 3	100		10.12	+ massive Scheiben ³⁾						
	D 3	120		11.10	+ massive Scheiben ³⁾						
	D 5	151		11.10	+ massive Scheiben ³⁾						
	D 5 AWD	151		11.10	+ massive Scheiben ³⁾						
	D3	110		03.15	+ massive Scheiben ³⁾						
	D4	133		10.13	+ massive Scheiben ³⁾						
	D4	140		03.15	+ massive Scheiben ³⁾						
	D4 AWD	120		12.12	+ massive Scheiben ³⁾						
	D4 AWD	133		10.13	+ massive Scheiben ³⁾						
	D5	165		03.15	+ massive Scheiben ³⁾						
	D5	169		04.14	+ massive Scheiben ³⁾						
	D5 AWD	169		04.14	+ massive Scheiben ³⁾						
	T 6 AWD	224		11.10	+ massive Scheiben ³⁾						
	T3	110		11.10	+ massive Scheiben ³⁾						
	T3	112		03.15	+ massive Scheiben ³⁾						
	T4	132		11.10	+ massive Scheiben ³⁾						
	T4F	132		04.11	+ massive Scheiben ³⁾						
	T5	177		11.10	+ massive Scheiben ³⁾						
	T5	180		10.13	+ massive Scheiben ³⁾						
	T6	225		10.13	+ massive Scheiben ³⁾						
	T6 AWD	242		04.14	+ massive Scheiben ³⁾						

¹⁾ + brake disc diameter 316mm / + diametro dischi freno 316mm / + diamètre disques frein 316mm / + diámetro disco freno 316mm

²⁾ + brake disc diameter 336mm / + diametro dischi freno 336mm / + diamètre disques frein 336mm / + diámetro disco freno 336mm

³⁾ + solid discs / + dischi massiccio / + disques massive / + disco macizo



VOLVO V60 (10-)

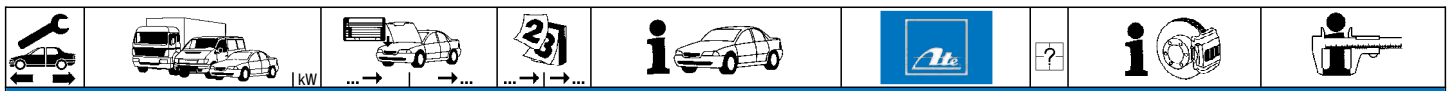
	1.6 DRIVE	84		06.11	+ belüftete Scheiben ¹⁾	13.0460-2736.2 13.0470-2736.2	602736 LD2736	elektrische Feststellbremse ²⁾ elektrische Feststellbremse ²⁾	24496 17,3 /Zub/S 24496 17,3 /Zub/S	LUC LUC
	2.0 T	149		11.10	+ belüftete Scheiben ¹⁾					
	2.0 T4	140		05.15	+ belüftete Scheiben ¹⁾					
	2.4 D5	158		06.11	+ belüftete Scheiben ¹⁾					
	2.4 D5 AWD	158		06.11	+ belüftete Scheiben ¹⁾					
	2.4 D6 Plug-in-Hybrid	158		11.12	+ belüftete Scheiben ¹⁾					
	3.0 T6 AWD	258		05.14	+ belüftete Scheiben ¹⁾					
	D 3	100		10.12	+ belüftete Scheiben ¹⁾					
	D 3	120		11.10	+ belüftete Scheiben ¹⁾					
	D 5	151		11.10	+ belüftete Scheiben ¹⁾					
	D 5 AWD	151		11.10	+ belüftete Scheiben ¹⁾					
	D3	110		03.15	+ belüftete Scheiben ¹⁾					
	D4	133		10.13	+ belüftete Scheiben ¹⁾					
	D4	140		03.15	+ belüftete Scheiben ¹⁾					
	D4 AWD	120		12.12	+ belüftete Scheiben ¹⁾					
	D4 AWD	133		10.13	+ belüftete Scheiben ¹⁾					
	D5	165	286353	03.15	+ belüftete Scheiben ¹⁾					
	D5	169		04.14	+ belüftete Scheiben ¹⁾					
	D5 AWD	169		04.14	+ belüftete Scheiben ¹⁾					
	T 6 AWD	224		11.10	+ belüftete Scheiben ¹⁾					
T3	110		11.10	+ belüftete Scheiben ¹⁾						
T3	112		03.15	+ belüftete Scheiben ¹⁾						
T4	132		11.10	+ belüftete Scheiben ¹⁾						
T4F	132		04.11	+ belüftete Scheiben ¹⁾						
T5	177		11.10	+ belüftete Scheiben ¹⁾						
T5	180		10.13	+ belüftete Scheiben ¹⁾						
T6	225		10.13	+ belüftete Scheiben ¹⁾						
T6 AWD	242	286353	04.14	+ belüftete Scheiben ¹⁾						
	1.6 DRIVE	84		06.11	+ massive Scheiben ³⁾	24.0111-0147.1	411147		302 11,0 9,0 +B	
	2.0 T	149		11.10	+ massive Scheiben ³⁾					
	2.0 T4	140		05.15	+ massive Scheiben ³⁾					
	2.4 D5	158		06.11	+ massive Scheiben ³⁾					
	2.4 D5 AWD	158		06.11	+ massive Scheiben ³⁾					
	2.4 D6 Plug-in-Hybrid	158		11.12	+ massive Scheiben ³⁾					
	3.0 T6 AWD	258		05.14	+ massive Scheiben ³⁾					
	D 3	100		10.12	+ massive Scheiben ³⁾					
	D 3	120		11.10	+ massive Scheiben ³⁾					
	D 5	151		11.10	+ massive Scheiben ³⁾					
	D 5 AWD	151		11.10	+ massive Scheiben ³⁾					
	D3	110		03.15	+ massive Scheiben ³⁾					
	D4	133		10.13	+ massive Scheiben ³⁾					
	D4	140		03.15	+ massive Scheiben ³⁾					
	D4 AWD	120		12.12	+ massive Scheiben ³⁾					
	D4 AWD	133		10.13	+ massive Scheiben ³⁾					
	D5	165		03.15	+ massive Scheiben ³⁾					
	D5	169		04.14	+ massive Scheiben ³⁾					
	D5 AWD	169		04.14	+ massive Scheiben ³⁾					
	T 6 AWD	224		11.10	+ massive Scheiben ³⁾					
T3	110		11.10	+ massive Scheiben ³⁾						
T3	112		03.15	+ massive Scheiben ³⁾						
T4	132		11.10	+ massive Scheiben ³⁾						
T4F	132		04.11	+ massive Scheiben ³⁾						
T5	177		11.10	+ massive Scheiben ³⁾						
T5	180		10.13	+ massive Scheiben ³⁾						
T6	225		10.13	+ massive Scheiben ³⁾						
T6 AWD	242		04.14	+ massive Scheiben ³⁾						
	1.6 DRIVE	84		06.11	+ belüftete Scheiben ¹⁾	24.0122-0259.1	422259		302 22,0 20,0 V L +B	
	2.0 T	149		11.10	+ belüftete Scheiben ¹⁾					
	2.0 T4	140		05.15	+ belüftete Scheiben ¹⁾					
	2.4 D5	158		06.11	+ belüftete Scheiben ¹⁾					
	2.4 D5 AWD	158		06.11	+ belüftete Scheiben ¹⁾					
	2.4 D6 Plug-in-Hybrid	158		11.12	+ belüftete Scheiben ¹⁾					
	3.0 T6 AWD	258		05.14	+ belüftete Scheiben ¹⁾					
	D 3	100		10.12	+ belüftete Scheiben ¹⁾					
	D 3	120		11.10	+ belüftete Scheiben ¹⁾					
	D 5	151		11.10	+ belüftete Scheiben ¹⁾					
	D 5 AWD	151		11.10	+ belüftete Scheiben ¹⁾					
	D3	110		03.15	+ belüftete Scheiben ¹⁾					
	D4	133		10.13	+ belüftete Scheiben ¹⁾					
	D4	140		03.15	+ belüftete Scheiben ¹⁾					
	D4 AWD	120		12.12	+ belüftete Scheiben ¹⁾					
	D4 AWD	133		10.13	+ belüftete Scheiben ¹⁾					
	D5	165		03.15	+ belüftete Scheiben ¹⁾					
	D5	169		04.14	+ belüftete Scheiben ¹⁾					
	D5 AWD	169		04.14	+ belüftete Scheiben ¹⁾					
	T 6 AWD	224		11.10	+ belüftete Scheiben ¹⁾					
T3	110		11.10	+ belüftete Scheiben ¹⁾						
T3	112		03.15	+ belüftete Scheiben ¹⁾						
T4	132		11.10	+ belüftete Scheiben ¹⁾						
T4F	132		04.11	+ belüftete Scheiben ¹⁾						
T5	177		11.10	+ belüftete Scheiben ¹⁾						
T5	180		10.13	+ belüftete Scheiben ¹⁾						
T6	225		10.13	+ belüftete Scheiben ¹⁾						
T6 AWD	242		04.14	+ belüftete Scheiben ¹⁾						

¹⁾ + ventilated discs / + dischi ventilati / + disques ventilés / + disco ventilado

²⁾ electric parking brake / fr.di stazionamento elettrico / frein à main électrique / freno de mano eléctrico

³⁾ + solid discs / + dischi massiccio / + disques massive / + disco macizo





VOLVO V60 (10-)















	1.6 DRiVe	84		06.11		24.0711-6369.3	360395	2		Radsensor
	2.0 T	149		11.10						
	2.0 T4	140		05.15						
	2.4 D5	158		06.11						
	2.4 D6 Plug-in-Hybrid	158		11.12						
	D 3	100		10.12						
	D 3	120		11.10						
	D 5	151		11.10						
	D3	110		03.15						
	D4	133		10.13						
	D4	140		03.15						
	D5	169		04.14						
	T3	110		11.10						
	T3	112		03.15						
	T4	132		11.10						
	T4F	132		04.11						
	T5	177		11.10						
T5	180		10.13							
T6	225		10.13							
D5	165		03.15			24.0711-6221.3	360258	2		Radsensor

VOLVO V70 I (97-00)

	2.0	93		01.97	03.00	13.0460-7053.2	607053			21273 19,5 +/WE	ATE
	2.0	105		01.97	03.00	13.0470-7053.2	LD7053			21273 19,5 +/WE	ATE
	2.0 20V	120		01.97	03.00						
	2.0 20V	132		01.97	03.00						
	2.0 T	155		01.97	03.00						
	2.3 AWD			04.97	09.98						
	2.3 T5 AWD	176		01.97	03.00						
	2.4	103		08.99	03.00						
	2.4	125		01.97	03.00						
	2.4 AWD	121		10.98	05.99						
	2.4 Bi-Fuel	103		08.99	03.00						
	2.4 T	142		01.97	03.00						
	2.5	106		01.97	03.00						
	2.5	121		06.98	03.00						
	2.5 Bi-Fuel	106		10.98	08.99						
	2.5 T AWD	142		01.97	03.00						
	2.5 TDI	103		01.97	03.00						
2.0 T	166		01.97	03.00	13.0460-7053.2	607053			21273 19,5 +/WE	ATE	
2.0 T AWD	166		01.97	03.00							
2.3 T	184		01.97	03.00							
2.3 T AWD	184		04.97	03.00							
2.3 T5	176		01.97	03.00							
2.5 AWD	195		03.99	03.00							
	2.0	93		01.97	03.00	24.0126-0102.1	426102		+ 15" Rad ¹⁾	280 26,0 23,0 V +B	
	2.0	105		01.97	03.00						
	2.0 20V	120		01.97	03.00						
	2.0 20V	132		01.97	03.00						
	2.0 T	155		01.97	03.00						
	2.0 T	166		01.97	03.00						
	2.0 T AWD	166		01.97	03.00						
	2.3 AWD			04.97	09.98						
	2.3 T	184		01.97	03.00						
	2.3 T AWD	184		04.97	03.00						
	2.3 T5	176		01.97	03.00						
	2.3 T5 AWD	176		01.97	03.00						
	2.4	103		08.99	03.00						
	2.4	125		01.97	03.00						
	2.4 AWD	121		10.98	05.99						
	2.4 Bi-Fuel	103		08.99	03.00						
	2.4 T	142		01.97	03.00						
	2.5	106		01.97	03.00						
	2.5	121		06.98	03.00						
	2.5 AWD	195		03.99	03.00						
	2.5 Bi-Fuel	106		10.98	08.99						
2.5 T AWD	142		01.97	03.00							
2.5 TDI	103		01.97	03.00							
2.0	93		01.97	03.00	24.0126-0107.1	426107		+ 16" Rad ²⁾	302 26,0 23,0 V L +B		
2.0	105		01.97	03.00	24.0326-0107.1	526107		+ 16" Rad ²⁾	302 26,0 23,0 V L +B PD		
2.0 20V	120		01.97	03.00							
2.0 20V	132		01.97	03.00							
2.0 T	155		01.97	03.00							
2.0 T	166		01.97	03.00							
2.0 T AWD	166		01.97	03.00							
2.3 AWD			04.97	09.98							
2.3 T	184		01.97	03.00							
2.3 T AWD	184		04.97	03.00							
2.3 T5	176		01.97	03.00							
2.3 T5 AWD	176		01.97	03.00							
2.4	103		08.99	03.00							
2.4	125		01.97	03.00							
2.4 AWD	121		10.98	05.99							
2.4 Bi-Fuel	103		08.99	03.00							
2.4 T	142		01.97	03.00							
2.5	106		01.97	03.00							
2.5	121		06.98	03.00							

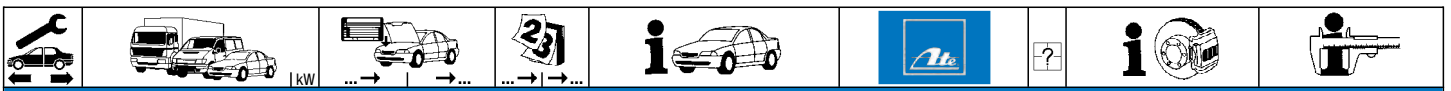
1) + 15" wheel / + ruota 15" / + roue 15" / + rueda 15"
 2) + 16" wheel / + ruota 16" / + roue 16" / + rueda 16"



									
VOLVO V70 I (97-00)									
	2.5 AWD 2.5 Bi-Fuel 2.5 T AWD 2.5 TDI	195 106 142 103		03.99 03.00 10.98 08.99 01.97 03.00 01.97 03.00		24.0126-0107.1 426107 24.0326-0107.1 526107		+ 16" Rad ¹⁾ + 16" Rad ¹⁾	302 26,0 23,0 V L +B 302 26,0 23,0 V L +B PD
	2.0 2.0 2.0 20V 2.0 20V 2.0 T 2.0 T 2.0 T AWD 2.3 AWD 2.3 T 2.3 T AWD 2.3 T5 2.3 T5 AWD 2.4 2.4 AWD 2.4 T 2.5 2.5 2.5 Bi-Fuel 2.5 T AWD 2.5 TDI	93 105 120 132 155 166 166 184 184 184 176 176 125 121 142 106 121 106 142 103		01.97 12.98 01.97 12.98 01.97 12.98 01.97 12.98 01.97 12.98 01.97 12.98 01.97 12.98 04.97 12.98 01.97 12.98 04.97 12.98 01.97 12.98 01.97 12.98 01.97 12.98 10.98 12.98 01.97 12.98 01.97 12.98 06.98 12.98 10.98 12.98 01.97 12.98 01.97 12.98		24.0711-1146.1 360060	2 		Radsensor
	2.0 2.0 2.0 20V 2.0 20V 2.0 T 2.0 T 2.3 AWD 2.3 T 2.3 T5 2.4 2.4 2.4 AWD 2.4 Bi-Fuel 2.4 T 2.5 2.5 2.5 AWD 2.5 Bi-Fuel 2.5 T AWD 2.5 TDI	93 105 120 132 155 166 184 184 176 103 125 121 103 142 106 121 195 106 142 103		01.99 03.00 01.99 03.00 01.99 03.00 01.99 03.00 01.99 03.00 01.99 03.00 01.99 05.99 01.99 03.00 01.99 03.00 08.99 03.00 01.99 03.00 01.99 05.99 08.99 03.00 01.99 03.00 01.99 03.00 01.99 03.00 03.99 03.00 01.99 08.99 01.99 03.00 01.99 03.00		24.0711-6011.3 360120	2 		Radsensor L=1000
	2.0 2.0 2.0 20V 2.0 20V 2.0 T 2.0 T 2.3 AWD 2.3 T 2.3 T5 2.4 2.4 2.4 AWD 2.4 Bi-Fuel 2.4 T 2.5 2.5 2.5 Bi-Fuel 2.5 TDI	93 105 120 132 155 166 184 176 176 103 125 121 103 142 106 121 106 142 103		01.97 12.99 01.97 12.99 01.97 12.99 01.97 12.99 01.97 12.99 01.97 12.99 04.97 09.98 01.97 12.99 01.97 12.99 08.99 12.99 01.97 12.99 10.98 05.99 08.99 12.99 01.97 12.99 01.97 12.99 06.98 12.99 10.98 08.99 01.97 12.99		13.0460-4044.2 604044 13.0470-4044.2 LD4044			20755 15,1 ATE 20755 15,1 ATE
	2.0 T AWD 2.3 T AWD 2.3 T5 AWD 2.5 AWD 2.5 T AWD	166 184 176 195 142		01.97 12.99 04.97 12.99 01.97 12.99 03.99 12.99 01.97 12.99		13.0460-2935.2 602935			21385 13,8 /S LUC
	2.0 2.0 2.0 20V 2.0 20V 2.0 T 2.0 T 2.0 T AWD 2.3 T 2.3 T AWD 2.3 T5 2.3 T5 AWD 2.4 2.4 2.4 Bi-Fuel 2.4 T 2.5 2.5 2.5 AWD 2.5 T AWD 2.5 TDI	93 105 120 132 155 166 166 184 184 176 176 103 125 103 142 106 121 195 142 103		01.00 03.00 01.00 03.00 01.00 03.00 01.00 03.00 01.00 03.00 01.00 03.00 01.00 03.00 01.00 03.00 01.00 03.00 01.00 03.00 01.00 03.00 01.00 03.00 01.00 03.00 01.00 03.00 01.00 03.00 01.00 03.00 01.00 03.00 01.00 03.00 01.00 03.00 01.00 03.00		13.0460-7135.2 607135 13.0470-7135.2 LD7135			23076 17,5 + ATE 23076 17,5 + ATE
















¹⁾ + 16" wheel / + ruota 16" / + roue 16" / + rueda 16"



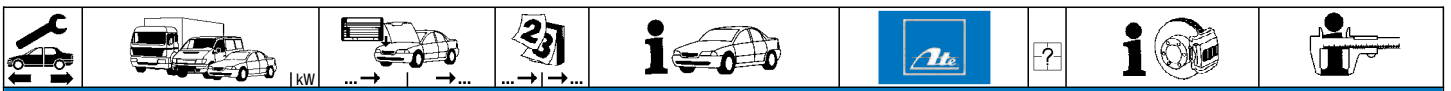


VOLVO V70 I (97-00)

	2.0	93		01.97	03.00	24.0110-0214.1	410214		295 9,6 8,4 +B
	2.0	105		01.97	03.00				
	2.0 20V	120		01.97	03.00				
	2.0 20V	132		01.97	03.00				
	2.0 T	155		01.97	03.00				
	2.0 T	166		01.97	03.00				
	2.0 T AWD	166		01.97	03.00				
	2.3 AWD			04.97	09.98				
	2.3 T	184		01.97	03.00				
	2.3 T AWD	184		04.97	03.00				
	2.3 T5	176		01.97	03.00				
	2.3 T5 AWD	176		01.97	03.00				
	2.4	103		08.99	03.00				
	2.4	125		01.97	03.00				
	2.4 AWD	121		10.98	05.99				
	2.4 Bi-Fuel	103		08.99	03.00				
	2.4 T	142		01.97	03.00				
	2.5	106		01.97	03.00				
	2.5	121		06.98	03.00				
	2.5 AWD	195		03.99	03.00				
	2.5 Bi-Fuel	106		10.98	08.99				
	2.5 T AWD	142		01.97	03.00				
	2.5 TDI	103		01.97	03.00				
	2.0 T AWD	166	587043	01.97		24.0110-0292.1	410292		283 10,0 8,0
	2.3 T AWD	184	587043	04.97					
	2.3 T5 AWD	176	587043	01.97					
	2.5 T AWD	142	587043	01.97					
	2.0 T AWD	166	587044		03.00	24.0112-0165.1	412165		288 12,0 10,0 +B
	2.3 T AWD	184	587044		03.00				
	2.3 T5 AWD	176	587044		03.00				
	2.5 AWD	195		03.99	03.00				
	2.5 T AWD	142	587044		03.00				
	2.0	93		01.97	12.98	24.0741-1105.1	360195	1	Radsensor L=1220/1840
	2.0	105		01.97	12.98				
	2.0 20V	120		01.97	12.98				
	2.0 20V	132		01.97	12.98				
	2.0 T	155		01.97	12.98				
	2.0 T	166		01.97	12.98				
	2.0 T AWD	166		01.97	12.98				
	2.3 AWD			04.97	09.98				
	2.3 T	184		01.97	12.98				
	2.3 T AWD	184		04.97	12.98				
	2.3 T5	176		01.97	12.98				
	2.3 T5 AWD	176		01.97	12.98				
	2.4	125		01.97	12.98				
	2.4 AWD	121		10.98	12.98				
	2.4 T	142		01.97	12.98				
	2.5	106		01.97	12.98				
	2.5	121		06.98	12.98				
	2.5 Bi-Fuel	106		10.98	12.98				
	2.5 T AWD	142		01.97	12.98				
	2.5 TDI	103		01.97	12.98				
	2.0	93		01.99	03.00	24.0711-5025.3	360234	1	Radsensor L=1215/1855
	2.0	105		01.99	03.00				
	2.0 20V	120		01.99	03.00				
	2.0 20V	132		01.99	03.00				
	2.0 T	155		01.99	03.00				
	2.0 T	166		01.99	03.00				
	2.3 T	184		01.99	03.00				
	2.3 T5	176		01.99	03.00				
	2.4	103		08.99	03.00				
	2.4	125		01.99	03.00				
	2.4 AWD	121		01.99	05.99				
	2.4 Bi-Fuel	103		08.99	03.00				
	2.4 T	142		01.99	03.00				
	2.5	106		01.99	03.00				
	2.5	121		01.99	03.00				
	2.5 Bi-Fuel	106		01.99	08.99				
	2.5 TDI	103		01.99	03.00				
	2.0 T AWD	166		01.99	03.00	24.0711-6012.3	360276	2	Radsensor L=1720/1345
	2.3 T AWD	184		01.99	03.00				
	2.3 T5 AWD	176		01.99	03.00				
	2.5 AWD	195		03.99	03.00				
	2.5 T AWD	142		01.99	03.00				
	2.0	93		01.97	03.00	03.0137-0260.2	650260		178 x 25
	2.0	105		01.97	03.00	03.0137-9176.2	669176		Bremsbacken-Zubehör
	2.0 20V	120		01.97	03.00				
	2.0 20V	132		01.97	03.00				
	2.0 T	155		01.97	03.00				
	2.0 T	166		01.97	03.00				
	2.3 AWD			04.97	09.98				
	2.3 T	184		01.97	03.00				
	2.3 T5	176		01.97	03.00				
	2.4	103		08.99	03.00				
	2.4	125		01.97	03.00				
	2.4 AWD	121		10.98	05.99				
	2.4 Bi-Fuel	103		08.99	03.00				

											
VOLVO V70 I (97-00)											
	2.4 T	142		01.97	03.00		03.0137-0260.2	650260	178 x 25 Bremsbacken-Zubehör		
	2.5	106		01.97	03.00		03.0137-9176.2	669176			
	2.5	121		06.98	03.00						
	2.5 Bi-Fuel	106		10.98	08.99						
	2.5 TDI	103		01.97	03.00						
	2.0 T AWD	166		01.97	03.00		03.0137-0449.2	650449	178 x 25		
	2.3 T AWD	184		04.97	03.00						
	2.3 T5 AWD	176		01.97	03.00						
	2.5 AWD	195		03.99	03.00						
	2.5 T AWD	142		01.97	03.00						
VOLVO V70 II (00-07)											
	2.0 T	132		07.01	07.07		13.0460-7145.2	607145	- 17" Rad ¹⁾	23073 18,8 + 23073 18,8 +	ATE ATE
	2.3	195		10.00	09.04		13.0470-7145.2	LD7145	- 17" Rad ¹⁾		
	2.4	103		03.00	07.07						
	2.4 4X4	121		03.00	09.03						
	2.4 Bi-Fuel	103		09.01	07.07						
	2.4 D	93		05.05	07.07						
	2.4 D	96		12.01	07.07						
	2.4 D5	120		08.01	07.07						
	2.4 D5	136		12.05	07.07						
	2.4 D5 AWD	120		03.03	07.07						
	2.4 D5 AWD	136		12.05	07.07						
	2.4 T	147		03.00	07.07						
	2.4 T AWD	147		09.01	07.07						
	2.5 T	154		04.04	07.07						
	2.5 T AWD	154		09.02	07.07						
	2.5 TDI	103		03.00	07.07						
	2.3 T5	184		03.00	07.07		13.0460-7145.2	607145	- 17" Rad ¹⁾	23073 18,8 +	ATE
	2.4 T5	191		04.04	07.07						
	2.0 T	132		07.01	07.07		13.0460-7187.2	607187	+ 17" Rad ²⁾	23950 19,5 + 23950 19,5 +	ATE ATE
	2.3	195		10.00	09.04		13.0470-7187.2	LD7187	+ 17" Rad ²⁾		
	2.3 T5	184		03.00	07.07						
	2.4	103		03.00	07.07						
	2.4 4X4	121		03.00	09.03						
	2.4 Bi-Fuel	103		09.01	07.07						
	2.4 D	93		05.05	07.07						
	2.4 D	96		12.01	07.07						
	2.4 D5	120		08.01	07.07						
	2.4 D5	136		12.05	07.07						
	2.4 D5 AWD	120		03.03	07.07						
	2.4 D5 AWD	136		12.05	07.07						
	2.4 T	147		03.00	07.07						
	2.4 T AWD	147		09.01	07.07						
	2.4 T5	191		04.04	07.07						
	2.5 T	154		04.04	07.07						
	2.5 T AWD	154		09.02	07.07						
	2.5 TDI	103		03.00	07.07						
	R 2.5 T AWD	221		03.03	07.07		13.0460-4804.2	604804		23092 15,6	BRE
	2.0 T	132		07.01	07.07		24.0126-0122.1	426122	+ 15" Rad ³⁾	286 26,0 23,0 V +B 305 27,9 25,0 V +B 305 27,9 25,0 V +B PD 320 28,0 25,0 V L +B	
	2.3	195		10.00	09.04		24.0128-0123.1	428123	+ 16" Rad ⁴⁾		
	2.3 T5	184		03.00	07.07		24.0328-0123.1	528123	+ 16" Rad ⁴⁾		
	2.4	103		03.00	07.07		24.0128-0184.1	428184	+ 17" Rad ²⁾		
	2.4	103		03.00	07.07						
	2.4 4X4	121		03.00	09.03						
	2.4 Bi-Fuel	103		09.01	07.07						
	2.4 D	93		05.05	07.07						
	2.4 D	96		12.01	07.07						
	2.4 D5	120		08.01	07.07						
	2.4 D5	136		12.05	07.07						
	2.4 D5 AWD	120		03.03	07.07						
	2.4 D5 AWD	136		12.05	07.07						
	2.4 T	147		03.00	07.07						
	2.4 T AWD	147		09.01	07.07						
	2.4 T5	191		04.04	07.07						
	2.5 T	154		04.04	07.07						
	2.5 T AWD	154		09.02	07.07						
	2.5 TDI	103		03.00	07.07						
	2.0 T	132		07.01	07.07		24.0711-6214.3	360230		Radsensor L=965 Radsensor L=1085	
	2.3	195		10.00	09.04		24.0711-6211.3	360233			
	2.3 T5	184		03.00	07.07						
	2.4	103		03.00	07.07						
	2.4 4X4	121		03.00	09.03						
	2.4 Bi-Fuel	103		09.01	07.07						
	2.4 D	93		05.05	07.07						
	2.4 D	96		12.01	07.07						
	2.4 D5	120		08.01	07.07						
	2.4 D5	136		12.05	07.07						
	2.4 D5 AWD	120		03.03	07.07						
	2.4 D5 AWD	136		12.05	07.07						
	2.4 T	147		03.00	07.07						
	2.4 T AWD	147		09.01	07.07						
	2.4 T5	191		04.04	07.07						
	2.5 T	154		04.04	07.07						

1) - 17" wheel / - ruota 17" / - roue 17" / - rueda 17"
2) + 17" wheel / + ruota 17" / + roue 17" / + rueda 17"
3) + 15" wheel / + ruota 15" / + roue 15" / + rueda 15"
4) + 16" wheel / + ruota 16" / + roue 16" / + rueda 16"



VOLVO V70 III (07-)

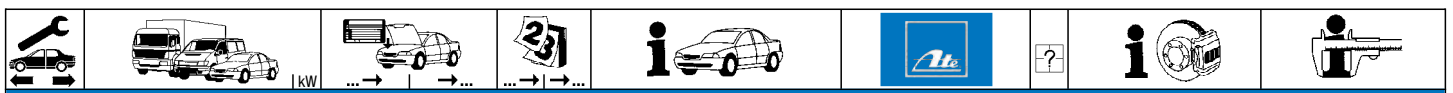
	2.4 D5	151	12.09	+ Bremsscheibendurchm. 300 mm ¹⁾	24.0128-0154.1	428154		300 28,0 26,0 VL +S +B
	2.4 D5	158	06.11	+ Bremsscheibendurchm. 300 mm ¹⁾				
	2.4 D5 AWD	136	10.07	+ Bremsscheibendurchm. 300 mm ¹⁾				
	2.4 D5 AWD	151	12.09	+ Bremsscheibendurchm. 300 mm ¹⁾				
	2.4 D5 AWD	158	06.11	+ Bremsscheibendurchm. 300 mm ¹⁾				
	2.5 T	147	08.07	+ Bremsscheibendurchm. 300 mm ¹⁾				
	2.5 T	170	10.09	+ Bremsscheibendurchm. 300 mm ¹⁾				
	2.5 T FlexiFuel	147	04.08	+ Bremsscheibendurchm. 300 mm ¹⁾				
	2.5 T FlexiFuel	170	10.09	+ Bremsscheibendurchm. 300 mm ¹⁾				
	3.0 T6 AWD	210	08.07	+ Bremsscheibendurchm. 300 mm ¹⁾				
	3.0 T6 AWD	224	04.11	+ Bremsscheibendurchm. 300 mm ¹⁾				
	3.2	175	08.07	+ Bremsscheibendurchm. 300 mm ¹⁾				
	3.2 AWD	175	08.07	+ Bremsscheibendurchm. 300 mm ¹⁾				
	D2	88	03.15	+ Bremsscheibendurchm. 300 mm ¹⁾				
	D3	110	03.15	+ Bremsscheibendurchm. 300 mm ¹⁾				
	D4	133	10.13	+ Bremsscheibendurchm. 300 mm ¹⁾				
	D4 AWD	133	10.13	+ Bremsscheibendurchm. 300 mm ¹⁾				
T4	132	10.10	+ Bremsscheibendurchm. 300 mm ¹⁾					
T4	140	03.15	+ Bremsscheibendurchm. 300 mm ¹⁾					
T5	177	01.10	+ Bremsscheibendurchm. 300 mm ¹⁾					
T5	180	10.13	+ Bremsscheibendurchm. 300 mm ¹⁾					
	1.6 DRIVE		01.10	+ Bremsscheibendurchm. 316mm ²⁾	24.0128-0162.1	428162		316 28,0 26,0 VL +S +B
	1.6 T4F	132	01.11	+ Bremsscheibendurchm. 316mm ²⁾				
	2.0	107	10.07	+ Bremsscheibendurchm. 316mm ²⁾				
	2.0 BiFuel	157	03.13	+ Bremsscheibendurchm. 316mm ²⁾				
	2.0 D	100	10.07	+ Bremsscheibendurchm. 316mm ²⁾				
	2.0 D3	100	05.12	+ Bremsscheibendurchm. 316mm ²⁾				
	2.0 D3	120	03.10	+ Bremsscheibendurchm. 316mm ²⁾				
	2.0 D4	120	01.13	+ Bremsscheibendurchm. 316mm ²⁾				
	2.0 FlexiFuel	107	09.07	+ Bremsscheibendurchm. 316mm ²⁾				
	2.0 T	149	01.10	+ Bremsscheibendurchm. 316mm ²⁾				
	2.4 D	120	08.07	+ Bremsscheibendurchm. 316mm ²⁾				
	2.4 D	129	10.09	+ Bremsscheibendurchm. 316mm ²⁾				
	2.4 D4 AWD	120	01.13	+ Bremsscheibendurchm. 316mm ²⁾				
	2.4 D5	136	08.07	+ Bremsscheibendurchm. 316mm ²⁾				
	2.4 D5	151	12.09	+ Bremsscheibendurchm. 316mm ²⁾				
	2.4 D5	158	06.11	+ Bremsscheibendurchm. 316mm ²⁾				
	2.4 D5 AWD	136	10.07	+ Bremsscheibendurchm. 316mm ²⁾				
	2.4 D5 AWD	151	12.09	+ Bremsscheibendurchm. 316mm ²⁾				
	2.4 D5 AWD	158	06.11	+ Bremsscheibendurchm. 316mm ²⁾				
	2.5 T	147	08.07	+ Bremsscheibendurchm. 316mm ²⁾				
	2.5 T	170	10.09	+ Bremsscheibendurchm. 316mm ²⁾				
	2.5 T FlexiFuel	147	04.08	+ Bremsscheibendurchm. 316mm ²⁾				
	2.5 T FlexiFuel	170	10.09	+ Bremsscheibendurchm. 316mm ²⁾				
	3.0 T6 AWD	210	08.07	+ Bremsscheibendurchm. 316mm ²⁾				
	3.0 T6 AWD	224	04.11	+ Bremsscheibendurchm. 316mm ²⁾				
	3.2	175	08.07	+ Bremsscheibendurchm. 316mm ²⁾				
	3.2 AWD	175	08.07	+ Bremsscheibendurchm. 316mm ²⁾				
	D2	88	03.15	+ Bremsscheibendurchm. 316mm ²⁾				
	D3	110	03.15	+ Bremsscheibendurchm. 316mm ²⁾				
	D4	133	10.13	+ Bremsscheibendurchm. 316mm ²⁾				
	D4 AWD	133	10.13	+ Bremsscheibendurchm. 316mm ²⁾				
T4	132	10.10	+ Bremsscheibendurchm. 316mm ²⁾					
T4	140	03.15	+ Bremsscheibendurchm. 316mm ²⁾					
T5	177	01.10	+ Bremsscheibendurchm. 316mm ²⁾					
T5	180	10.13	+ Bremsscheibendurchm. 316mm ²⁾					
	1.6 DRIVE		01.10	+ Bremsscheibendurchm. 336 mm ³⁾	24.0128-0210.1	428210		336 28,0 26,0 VL +S +B
	1.6 T4F	132	01.11	+ Bremsscheibendurchm. 336 mm ³⁾				
	2.0	107	10.07	+ Bremsscheibendurchm. 336 mm ³⁾				
	2.0 BiFuel	157	03.13	+ Bremsscheibendurchm. 336 mm ³⁾				
	2.0 D	100	10.07	+ Bremsscheibendurchm. 336 mm ³⁾				
	2.0 D3	100	05.12	+ Bremsscheibendurchm. 336 mm ³⁾				
	2.0 D3	120	03.10	+ Bremsscheibendurchm. 336 mm ³⁾				
	2.0 D4	120	01.13	+ Bremsscheibendurchm. 336 mm ³⁾				
	2.0 FlexiFuel	107	09.07	+ Bremsscheibendurchm. 336 mm ³⁾				
	2.0 T	149	01.10	+ Bremsscheibendurchm. 336 mm ³⁾				
	2.4 D	120	08.07	+ Bremsscheibendurchm. 336 mm ³⁾				
	2.4 D	129	10.09	+ Bremsscheibendurchm. 336 mm ³⁾				
	2.4 D4 AWD	120	01.13	+ Bremsscheibendurchm. 336 mm ³⁾				
	2.4 D5	136	08.07	+ Bremsscheibendurchm. 336 mm ³⁾				
	2.4 D5	151	12.09	+ Bremsscheibendurchm. 336 mm ³⁾				
	2.4 D5	158	06.11	+ Bremsscheibendurchm. 336 mm ³⁾				
	2.4 D5 AWD	136	10.07	+ Bremsscheibendurchm. 336 mm ³⁾				
	2.4 D5 AWD	151	12.09	+ Bremsscheibendurchm. 336 mm ³⁾				
	2.4 D5 AWD	158	06.11	+ Bremsscheibendurchm. 336 mm ³⁾				
	2.5 T	147	08.07	+ Bremsscheibendurchm. 336 mm ³⁾				
	2.5 T	170	10.09	+ Bremsscheibendurchm. 336 mm ³⁾				
	2.5 T FlexiFuel	147	04.08	+ Bremsscheibendurchm. 336 mm ³⁾				
	2.5 T FlexiFuel	170	10.09	+ Bremsscheibendurchm. 336 mm ³⁾				
	3.0 T6 AWD	210	08.07	+ Bremsscheibendurchm. 336 mm ³⁾				
	3.0 T6 AWD	224	04.11	+ Bremsscheibendurchm. 336 mm ³⁾				
	3.2	175	08.07	+ Bremsscheibendurchm. 336 mm ³⁾				
	3.2 AWD	175	08.07	+ Bremsscheibendurchm. 336 mm ³⁾				
	D2	88	03.15	+ Bremsscheibendurchm. 336 mm ³⁾				
	D3	110	03.15	+ Bremsscheibendurchm. 336 mm ³⁾				
	D4	133	10.13	+ Bremsscheibendurchm. 336 mm ³⁾				
	D4 AWD	133	10.13	+ Bremsscheibendurchm. 336 mm ³⁾				

¹⁾ + brake disc diameter 300mm / + diametro dischi freno 300mm / + diamètre disques frein 300mm / + diámetro disco freno 300mm

²⁾ + brake disc diameter 316mm / + diametro dischi freno 316mm / + diamètre disques frein 316mm / + diámetro disco freno 316mm

³⁾ + brake disc diameter 336mm / + diametro dischi freno 336mm / + diamètre disques frein 336mm / + diámetro disco freno 336mm





VOLVO V70 III (07-)

	T4 T4 T5 T5	132 140 177 180		10.10 03.15 01.10 10.13	+ Bremsscheibendurchm. 336 mm ¹⁾ + Bremsscheibendurchm. 336 mm ¹⁾ + Bremsscheibendurchm. 336 mm ¹⁾ + Bremsscheibendurchm. 336 mm ¹⁾	24.0128-0210.1 428210			336 28,0 26,0 VL +S +B
	1.6 DRiVe 1.6 T4F 2.0 2.0 D 2.0 FlexiFuel 2.0 T 2.4 D 2.4 D 2.4 D5 2.4 D5 2.4 D5 AWD 2.4 D5 AWD 2.5 T 2.5 T 2.5 T FlexiFuel 2.5 T FlexiFuel 3.0 T6 AWD 3.2 3.2 AWD T4 T5	 132 107 100 107 149 120 129 136 151 136 151 147 170 147 170 210 175 175 132 177		01.10 01.11 10.07 10.07 09.07 01.10 08.07 10.09 08.07 12.09 10.07 12.09 08.07 10.09 04.08 10.09 08.07 08.07 10.10 01.10		24.0711-5198.3 360239	2		Radsensor
	2.0 D3 2.0 D3 2.0 D4 2.4 D4 AWD 2.4 D5 2.4 D5 AWD 3.0 T6 AWD D4 D4 AWD T5	100 120 120 120 158 158 224 133 133 180		05.12 03.10 01.13 01.13 06.11 06.11 04.11 10.13 10.13 10.13		24.0711-5198.3 360239	2	- Kollisionswarnsystem ²⁾	Radsensor
	2.0 D3 2.0 D3 2.0 D4 2.4 D4 AWD 2.4 D5 2.4 D5 AWD 3.0 T6 AWD D2 D3 D4 D4 AWD T4 T5	100 120 120 120 158 158 224 88 110 133 133 140 180		05.12 03.10 01.13 01.13 06.11 06.11 04.11 03.15 03.15 10.13 10.13 03.15 10.13		24.0711-5198.3 360239 24.0711-5241.3 360319	+ Kollisionswarnsystem ³⁾ + Kollisionswarnsystem ³⁾	Radsensor Radsensor	
	1.6 DRiVe 1.6 T4F 2.0 2.0 BiFuel 2.0 D 2.0 D3 2.0 D3 2.0 D4 2.0 FlexiFuel 2.0 T 2.4 D 2.4 D 2.4 D4 AWD 2.4 D5 2.4 D5 2.4 D5 AWD 2.4 D5 AWD 2.4 D5 AWD 2.5 T 2.5 T 2.5 T FlexiFuel 2.5 T FlexiFuel 3.0 T6 AWD 3.0 T6 AWD 3.2 3.2 AWD D2 D3 D4 D4 AWD T4 T5	 132 107 157 100 100 120 120 107 149 120 129 120 136 151 158 136 151 158 120 147 170 147 170 210 224 175 175 88 110 133 133 132 140 177 180		01.10 01.11 10.07 03.13 10.07 05.12 03.10 01.13 09.07 01.10 08.07 10.09 01.13 08.07 12.09 06.11 10.07 12.09 06.11 08.07 10.09 04.08 10.09 08.07 04.11 08.07 08.07 03.15 03.15 10.13 10.13 10.10 03.15 01.10 10.13		13.0460-2737.2 602737		+ mechanische Feststellbremse ⁴⁾	24537 15,8 /Zub/S LUC
	1.6 DRiVe 1.6 T4F 2.0 2.0 BiFuel	 132 107 157		01.10 01.11 10.07 03.13	- belüftete Scheiben ⁵⁾ - belüftete Scheiben ⁵⁾ - belüftete Scheiben ⁵⁾ - belüftete Scheiben ⁵⁾	13.0460-2722.2 602722 13.0470-2722.2 LD2722		+ elektrische Feststellbremse ⁶⁾ + elektrische Feststellbremse ⁶⁾	24496 17,3 /Zub/S LUC 24496 17,3 /Zub/S LUC

¹⁾ + brake disc diameter 336mm / + diametro dischi freno 336mm / + diamètre disques frein 336mm / + diámetro disco freno 336mm

²⁾ - collision warning system / - sistema anti-collozione / - système anticollision / - sistema anticollisión

³⁾ + collision warning system / + sistema anti-collozione / + système anticollision / + sistema anticollisión

⁴⁾ + mechanical parking brake / + fr. stazionamento meccanico / + frein à main mécanique / + freno de mano mecánica

⁵⁾ - ventilated discs / - dischi ventilati / - disques ventilés / - disco ventilado

⁶⁾ + electric parking brake / + freno a mano elettrico / + frein à main électrique / + freno de mano eléctrico





VOLVO V70 III (07-)

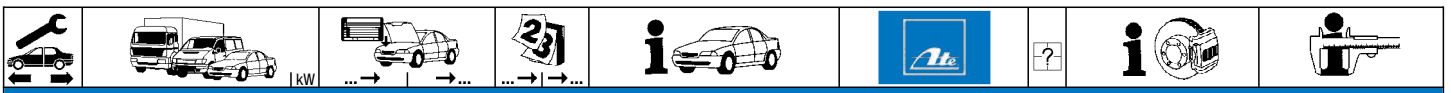
	2.0 D	100	10.07	- belüftete Scheiben ¹⁾	13.0460-2722.2	602722	+ elektrische Feststellbremse ²⁾	24496 17,3 /Zub/S	LUC
	2.0 D3	100	05.12	- belüftete Scheiben ¹⁾	13.0470-2722.2	LD2722	+ elektrische Feststellbremse ²⁾	24496 17,3 /Zub/S	LUC
	2.0 D3	120	03.10	- belüftete Scheiben ¹⁾					
	2.0 D4	120	01.13	- belüftete Scheiben ¹⁾					
	2.0 FlexiFuel	107	09.07	- belüftete Scheiben ¹⁾					
	2.0 T	149	01.10	- belüftete Scheiben ¹⁾					
	2.4 D	120	08.07	- belüftete Scheiben ¹⁾					
	2.4 D	129	10.09	- belüftete Scheiben ¹⁾					
	2.4 D4 AWD	120	01.13	- belüftete Scheiben ¹⁾					
	2.4 D5	136	08.07	- belüftete Scheiben ¹⁾					
	2.4 D5	151	12.09	- belüftete Scheiben ¹⁾					
	2.4 D5	158	06.11	- belüftete Scheiben ¹⁾					
	2.4 D5 AWD	136	10.07	- belüftete Scheiben ¹⁾					
	2.4 D5 AWD	151	12.09	- belüftete Scheiben ¹⁾					
	2.4 D5 AWD	158	06.11	- belüftete Scheiben ¹⁾					
	2.5 T	147	08.07	- belüftete Scheiben ¹⁾					
	2.5 T	170	10.09	- belüftete Scheiben ¹⁾					
	2.5 T FlexiFuel	147	04.08	- belüftete Scheiben ¹⁾					
	2.5 T FlexiFuel	170	10.09	- belüftete Scheiben ¹⁾					
	3.0 T6 AWD	210	08.07	- belüftete Scheiben ¹⁾					
	3.0 T6 AWD	224	04.11	- belüftete Scheiben ¹⁾					
	3.2	175	08.07	- belüftete Scheiben ¹⁾					
	3.2 AWD	175	08.07	- belüftete Scheiben ¹⁾					
	D2	88	03.15	- belüftete Scheiben ¹⁾					
	D3	110	03.15	- belüftete Scheiben ¹⁾					
	D4	133	10.13	- belüftete Scheiben ¹⁾					
	D4 AWD	133	10.13	- belüftete Scheiben ¹⁾					
T4	132	10.10	- belüftete Scheiben ¹⁾						
T4	140	03.15	- belüftete Scheiben ¹⁾						
T5	177	01.10	- belüftete Scheiben ¹⁾						
T5	180	10.13	- belüftete Scheiben ¹⁾						
	1.6 DRIVE		01.10	+ belüftete Scheiben ³⁾	13.0460-2736.2	602736	+ elektrische Feststellbremse ²⁾	24496 17,3 /Zub/S	LUC
	1.6 T4F	132	01.11	+ belüftete Scheiben ³⁾	13.0470-2736.2	LD2736	+ elektrische Feststellbremse ²⁾	24496 17,3 /Zub/S	LUC
	2.0	107	10.07	+ belüftete Scheiben ³⁾					
	2.0 BiFuel	157	03.13	+ belüftete Scheiben ³⁾					
	2.0 D	100	10.07	+ belüftete Scheiben ³⁾					
	2.0 D3	100	05.12	+ belüftete Scheiben ³⁾					
	2.0 D3	120	03.10	+ belüftete Scheiben ³⁾					
	2.0 D4	120	01.13	+ belüftete Scheiben ³⁾					
	2.0 FlexiFuel	107	09.07	+ belüftete Scheiben ³⁾					
	2.0 T	149	01.10	+ belüftete Scheiben ³⁾					
	2.4 D	120	08.07	+ belüftete Scheiben ³⁾					
	2.4 D	129	10.09	+ belüftete Scheiben ³⁾					
	2.4 D4 AWD	120	01.13	+ belüftete Scheiben ³⁾					
	2.4 D5	136	08.07	+ belüftete Scheiben ³⁾					
	2.4 D5	151	12.09	+ belüftete Scheiben ³⁾					
	2.4 D5	158	06.11	+ belüftete Scheiben ³⁾					
	2.4 D5 AWD	136	10.07	+ belüftete Scheiben ³⁾					
	2.4 D5 AWD	151	12.09	+ belüftete Scheiben ³⁾					
	2.4 D5 AWD	158	06.11	+ belüftete Scheiben ³⁾					
	2.5 T	147	08.07	+ belüftete Scheiben ³⁾					
	2.5 T	170	10.09	+ belüftete Scheiben ³⁾					
	2.5 T FlexiFuel	147	04.08	+ belüftete Scheiben ³⁾					
	2.5 T FlexiFuel	170	10.09	+ belüftete Scheiben ³⁾					
	3.0 T6 AWD	210	08.07	+ belüftete Scheiben ³⁾					
	3.0 T6 AWD	224	04.11	+ belüftete Scheiben ³⁾					
	3.2	175	08.07	+ belüftete Scheiben ³⁾					
	3.2 AWD	175	08.07	+ belüftete Scheiben ³⁾					
D2	88	03.15	+ belüftete Scheiben ³⁾						
D3	110	03.15	+ belüftete Scheiben ³⁾						
D4	133	10.13	+ belüftete Scheiben ³⁾						
D4 AWD	133	10.13	+ belüftete Scheiben ³⁾						
T4	132	10.10	+ belüftete Scheiben ³⁾						
T4	140	03.15	+ belüftete Scheiben ³⁾						
T5	177	01.10	+ belüftete Scheiben ³⁾						
T5	180	10.13	+ belüftete Scheiben ³⁾						
	1.6 DRIVE		01.10		24.0112-0180.1	412180	+ mechanische Feststellbremse ⁴⁾	302 12,0 10,0 +B	
	1.6 T4F	132	01.11						
	2.0	107	10.07						
	2.0 BiFuel	157	03.13						
	2.0 D	100	10.07						
	2.0 D3	100	05.12						
	2.0 D3	120	03.10						
	2.0 D4	120	01.13						
	2.0 FlexiFuel	107	09.07						
	2.0 T	149	01.10						
	2.4 D	120	08.07						
	2.4 D	129	10.09						
	2.4 D4 AWD	120	01.13						
	2.4 D5	136	08.07						
	2.4 D5	151	12.09						
	2.4 D5	158	06.11						
	2.4 D5 AWD	136	10.07						
	2.4 D5 AWD	151	12.09						
	2.4 D5 AWD	158	06.11						
	2.5 T	147	08.07						
	2.5 T	170	10.09						

¹⁾ - ventilated discs / - dischi ventilati / - disques ventilés / - disco ventilado

²⁾ + electric parking brake / + freno a mano elettrico / + frein à main électrique / + freno de mano eléctrico

³⁾ + ventilated discs / + dischi ventilati / + disques ventilés / + disco ventilado

⁴⁾ + mechanical parking brake / + fr. stazionamento meccanico / + frein à main mécanique / + freno de mano mecánica



VOLVO V70 III (07-)







	1.6 DRIVE 1.6 T4F 2.0 2.0 BiFuel 2.0 D 2.0 D3 2.0 D3 2.0 D4 2.0 FlexiFuel 2.0 T 2.4 D 2.4 D 2.4 D5 2.4 D5 2.4 D5 2.5 T 2.5 T 2.5 T FlexiFuel 2.5 T FlexiFuel 3.2 D2 D3 D4 T4 T4 T5 T5	132 107 157 100 100 120 120 107 149 120 129 136 151 158 147 170 147 170 175 88 110 133 132 140 177 180		01.10 01.11 10.07 03.13 10.07 05.12 03.10 01.13 09.07 01.10 08.07 10.09 08.07 12.09 06.11 08.07 10.09 04.08 10.09 08.07 03.15 03.15 10.13 10.10 03.15 01.10 10.13		24.0711-6221.3	360258	2		Radsensor
	2.4 D4 AWD 2.4 D5 AWD 2.4 D5 AWD 2.4 D5 AWD 3.0 T6 AWD 3.0 T6 AWD 3.2 AWD D4 AWD	120 136 151 158 210 224 175 133		01.13 10.07 12.09 06.11 08.07 04.11 08.07 10.13		24.0711-6369.3	360395	2		Radsensor

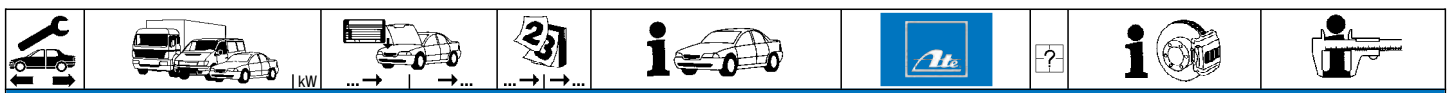
VOLVO V90 (97-98)

	2.5 2.5 2.9 2.9	125 132 132 150		11.96 10.98 11.96 10.97 01.97 12.98 01.97 12.98		13.0460-2985.2	602985			20164 18,2 LUC
	2.5 2.5 2.9 2.9	125 132 132 150		11.96 10.98 11.96 10.97 01.97 12.98 01.97 12.98		24.0126-0102.1	426102			280 26,0 23,0 V +B
	2.5 2.5 2.9 2.9	125 132 132 150		11.96 10.98 11.96 10.97 01.97 12.98 01.97 12.98		13.0460-2935.2	602935			21385 13,8 /S LUC
	2.5 2.5 2.9 2.9	125 132 132 150		11.96 10.98 11.96 10.97 01.97 12.98 01.97 12.98		24.0112-0150.1	412150			277 11,9 10,0 +B
	2.5 2.5 2.9 2.9	125 132 132 150		11.96 10.98 11.96 10.97 01.97 12.98 01.97 12.98		03.0137-0299.2 03.0137-9199.2	650299 669199			160 x 25 Bremsbacken-Zubehör

VOLVO XC60 (08-)

	2.0 D3 2.0 D3 DRIVe 2.0 T 2.4 D 2.4 D 2.4 D AWD 2.4 D AWD 2.4 D5 2.4 D5 AWD 2.4 D5 AWD 2.4 D5 AWD 3.0 T6 AWD 3.0 T6 AWD 3.2 AWD 3.2 AWD D4 D4 AWD D5 AWD T5 T5 T5 AWD T6 T6 AWD	100 120 149 120 129 120 129 158 136 151 158 210 224 175 179 133 133 169 177 180 187 225 242		04.12 03.10 03.10 07.09 04.09 09.08 06.09 06.11 09.08 04.09 06.11 09.08 03.10 04.09 03.10 10.13 10.13 04.14 09.10 10.13 04.14 10.13 04.14		775000 775000	13.0460-7272.2	607272			24399 20,4 +/WE ATE
	2.0 D3 2.0 D3 DRIVe 2.0 T 2.4 D 2.4 D	100 120 149 120 129		04.12 03.10 03.10 07.09 04.09		24.0130-0212.1	430212			328 30,0 28,0 VL +B	

VOLVO XC60 (08-)									
	2.4 D AWD 2.4 D AWD 2.4 D5 2.4 D5 AWD 2.4 D5 AWD 2.4 D5 AWD 3.0 T6 AWD 3.0 T6 AWD 3.2 AWD 3.2 AWD D4 D4 AWD D5 AWD T5 T5 T5 AWD T6 T6 AWD	120 129 158 136 151 158 210 224 175 179 133 133 169 177 180 187 225 242		09.08 06.09 06.11 09.08 04.09 06.11 09.08 03.10 04.09 03.10 10.13 10.13 04.14 09.10 10.13 04.14 10.13 04.14		24.0130-0212.1	430212		328 30,0 28,0 VL +B
	2.0 D3 2.0 D3 DRIVe 2.0 T 2.4 D 2.4 D 2.4 D AWD 2.4 D AWD 2.4 D5 2.4 D5 AWD 2.4 D5 AWD 2.4 D5 AWD 3.0 T6 AWD 3.0 T6 AWD 3.2 AWD 3.2 AWD D3 D4 D4 D4 AWD D4 AWD D5 AWD D5 AWD T5 T5 T5 AWD T6 T6 AWD	100 120 149 120 129 120 129 158 136 151 158 210 224 175 179 110 133 140 133 140 162 169 177 180 187 225 242		04.12 03.10 03.10 07.09 04.09 09.08 06.09 06.11 09.08 04.09 06.11 09.08 03.10 04.09 03.10 03.15 10.13 03.15 10.13 03.15 04.14 09.10 10.13 04.14 10.13 04.14		24.0711-5198.3 24.0711-5241.3	360239 360319	 	Radsensor Radsensor
	2.0 D3 2.0 D3 DRIVe 2.0 T 2.4 D 2.4 D 2.4 D AWD 2.4 D AWD 2.4 D5 2.4 D5 AWD 2.4 D5 AWD 2.4 D5 AWD 3.0 T6 AWD 3.0 T6 AWD 3.2 AWD 3.2 AWD D3 D4 D4 D4 AWD D4 AWD D5 AWD D5 AWD T5 T5 T5 AWD T6 T6 AWD	100 120 149 120 129 120 129 158 136 151 158 210 224 175 179 110 133 140 133 140 162 169 177 180 187 225 242	789937 789937 789937 789937 789937 789937 789937	04.12 03.10 03.10 07.09 04.09 09.08 06.09 06.11 09.08 04.09 06.11 09.08 03.10 04.09 03.10 03.15 10.13 03.15 10.13 03.15 04.14 09.10 10.13 04.14 04.14		13.0460-2736.2 13.0470-2736.2	602736 LD2736	24496 17,3 /Zub/S 24496 17,3 /Zub/S	LUC LUC
	2.0 D3 2.0 D3 DRIVe 2.0 T 2.4 D 2.4 D 2.4 D AWD 2.4 D AWD 2.4 D5 2.4 D5 AWD 2.4 D5 AWD 2.4 D5 AWD 3.0 T6 AWD 3.0 T6 AWD 3.2 AWD 3.2 AWD D3	100 120 149 120 129 120 129 158 136 151 158 210 224 175 179 110		04.12 03.10 03.10 07.09 04.09 09.08 06.09 06.11 09.08 04.09 06.11 09.08 03.10 04.09 03.10 03.15		24.0122-0261.1	422261		302 22,0 20,0 VL +B



VOLVO XC60 (08-)

	D4	133		10.13		24.0122-0261.1	422261		302 22,0 20,0 V L +B
	D4	140		03.15					
	D4 AWD	133		10.13					
	D4 AWD	140		03.15					
	D5 AWD	162		03.15					
	D5 AWD	169		04.14					
	T5	177		09.10					
	T5	180		10.13					
	T5 AWD	187		04.14					
	T6 AWD	242		04.14					
	2.0 D3	100		04.12		24.0711-6369.3	360395	2	Radsensor
	2.0 D3 DRIVe	120		03.10					
	2.0 T	149		03.10					
	2.4 D	120		07.09					
	2.4 D	129		04.09					
	2.4 D AWD	120		09.08					
	2.4 D AWD	129		06.09					
	2.4 D5	158		06.11					
	2.4 D5 AWD	136		09.08					
	2.4 D5 AWD	151		04.09					
	2.4 D5 AWD	158		06.11					
	3.0 T6 AWD	210		09.08					
	3.0 T6 AWD	224		03.10					
	3.2 AWD	175		04.09					
	3.2 AWD	179		03.10					
	D4	133		10.13					
	D4 AWD	133		10.13					
	T5	177		09.10					
	T5	180		10.13					
	T6	225		10.13					
	D3	110		03.15		24.0711-6221.3	360258	2	Radsensor
	D4	140		03.15					

VOLVO XC70 I CROSS COUNTRY (00-07)

	2.4 AWD	121		03.00	09.03	13.0460-7145.2	607145		23073 18,8 + ATE
	2.4 D5 AWD	136		12.05	07.07	13.0470-7145.2	LD7145		23073 18,8 + ATE
	2.4 T XC AWD			11.97	09.02				
	2.5 D5 XC AWD	120		09.02	07.07				
	2.5 T XC AWD	154		09.02	07.07				
	2.4 AWD	121		03.00	09.03	24.0126-0122.1	426122	+ 15" Rad ¹⁾	286 26,0 23,0 V +B
	2.4 D5 AWD	136		12.05	07.07	24.0128-0123.1	428123	+ 16" Rad ²⁾	305 27,9 25,0 V +B
	2.4 T XC AWD			11.97	09.02	24.0328-0123.1	528123	+ 16" Rad ²⁾	305 27,9 25,0 V +B PD
	2.5 D5 XC AWD	120		09.02	07.07	24.0128-0184.1	428184	+ 17" Rad ³⁾	320 28,0 25,0 V L +B
	2.5 T XC AWD	154		09.02	07.07				
	2.4 AWD	121		03.00	09.03	24.0711-6214.3	360230		Radsensor L=965
	2.4 D5 AWD	136		12.05	07.07	24.0711-6211.3	360233		Radsensor L=1085
	2.4 T XC AWD			11.97	09.02				
	2.5 D5 XC AWD	120		09.02	07.07				
	2.5 T XC AWD	154		09.02	07.07				
	2.4 AWD	121		03.00	09.03	13.0460-7135.2	607135		23076 17,5 + ATE
	2.4 D5 AWD	136		12.05	07.07	13.0470-7135.2	LD7135		23076 17,5 + ATE
	2.4 T XC AWD			11.97	09.02				
	2.5 D5 XC AWD	120		09.02	07.07				
	2.5 T XC AWD	154		09.02	07.07				
	2.4 AWD	121		03.00	09.03	24.0112-0151.1	412151		288 11,9 10,0 +B
	2.4 D5 AWD	136		12.05	07.07	24.0312-0151.1	512151		288 11,9 10,0 +B PD
	2.4 T XC AWD			11.97	09.02				
	2.5 D5 XC AWD	120		09.02	07.07				
	2.5 T XC AWD	154		09.02	07.07				
	2.4 AWD	121		03.00	09.03	24.0711-6212.3	360249		Radsensor L=1255
	2.4 D5 AWD	136		12.05	07.07	24.0711-6213.3	360250		Radsensor L=1255
	2.4 T XC AWD			11.97	09.02				
	2.5 D5 XC AWD	120		09.02	07.07				
	2.5 T XC AWD	154		09.02	07.07				
	2.4 AWD	121		03.00	09.03	03.0137-0450.2	650450		178 x 25
	2.4 D5 AWD	136		12.05	07.07	03.0137-9283.2	669283		Bremsbacken-Zubehör
	2.4 T XC AWD			11.97	09.02				
	2.5 D5 XC AWD	120		09.02	07.07				
	2.5 T XC AWD	154		09.02	07.07				

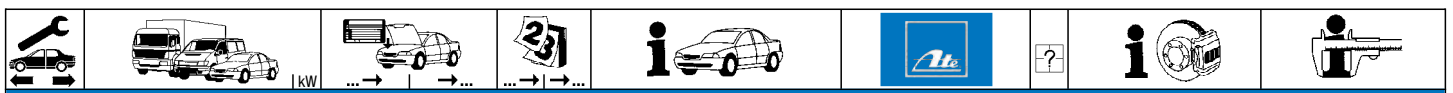
VOLVO XC70 II CROSS COUNTRY (07-)

	2.0 D3	120		08.11		13.0460-7228.2	607228	+ 16" Rad ²⁾	24123 20,3 + ATE
	2.0 D3 AWD	120		08.11		13.0470-7228.2	LD7228	+ 16" Rad ²⁾	24123 20,3 + ATE
	2.4 D	129		01.10					
	2.4 D AWD	120		08.07					
	2.4 D5 AWD	136		08.07					
	2.4 D5 AWD	151		12.09					
	2.4 D5 AWD	158		06.11					
	3.0 T6 AWD	210		01.08					
	3.0 T6 AWD	224		01.10					
	3.2	179		08.07					
	3.2 AWD	175		08.07					
	3.2 AWD	179		08.07					
	D4	133		10.13					
	D4 AWD	133		10.13					
	D5 AWD	162		03.15					

¹⁾ + 15" wheel / + ruota 15" / + roue 15" / + rueda 15"

²⁾ + 16" wheel / + ruota 16" / + roue 16" / + rueda 16"

³⁾ + 17" wheel / + ruota 17" / + roue 17" / + rueda 17"

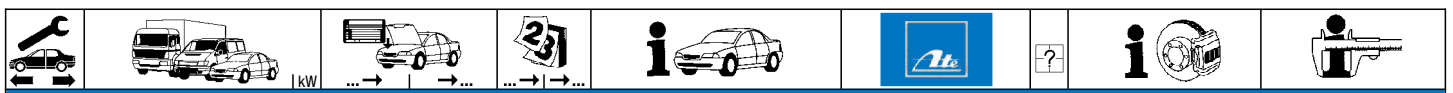


VOLVO XC70 II CROSS COUNTRY (07-)

	T5	180		10.13		13.0460-7228.2 13.0470-7228.2	607228 LD7228	+ 16" Rad ¹⁾ + 16" Rad ¹⁾	24123 20,3 + 24123 20,3 +	ATE ATE
	2.0 D3	120		08.11		13.0460-7243.2	607243	+ 17"/18" Rad ²⁾ + 17"/18" Rad ²⁾	24142 20,6 + 24142 20,6 +	ATE ATE
	2.0 D3 AWD	120		08.11		13.0470-7243.2	LD7243			
	2.4 D	129		01.10						
	2.4 D AWD	120		08.07						
	2.4 D5 AWD	136		08.07						
	2.4 D5 AWD	151		12.09						
	2.4 D5 AWD	158		06.11						
	3.0 T6 AWD	210		01.08						
	3.0 T6 AWD	224		01.10						
	3.2	179		08.07						
	3.2 AWD	175		08.07						
	3.2 AWD	179		08.07						
	D4	133		10.13						
	D4 AWD	133		10.13						
	D5 AWD	162		03.15						
	T5	180		10.13						
	2.0 D3	120		08.11		24.0128-0154.1	428154	+ 16" Rad ¹⁾	300 28,0 26,0 V L +S +B	
	2.0 D3 AWD	120		08.11						
	2.4 D	129		01.10						
	2.4 D AWD	120		08.07						
	2.4 D5 AWD	136		08.07						
	2.4 D5 AWD	151		12.09						
	2.4 D5 AWD	158		06.11						
	3.0 T6 AWD	210		01.08						
	3.0 T6 AWD	224		01.10						
	3.2	179		08.07						
	3.2 AWD	175		08.07						
	3.2 AWD	179		08.07						
	D4	133		10.13						
	D4 AWD	133		10.13						
	D5 AWD	162		03.15						
	T5	180		10.13						
	2.0 D3	120		08.11		24.0128-0162.1	428162	+ 17" Rad ³⁾	316 28,0 26,0 V L +S +B	
	2.0 D3 AWD	120		08.11		24.0328-0162.1	528162	+ 17" Rad ³⁾	316 28,0 26,0 V L +S +B PD	
	2.4 D	129		01.10						
	2.4 D AWD	120		08.07						
	2.4 D5 AWD	136		08.07						
	2.4 D5 AWD	151		12.09						
	2.4 D5 AWD	158		06.11						
	3.0 T6 AWD	210		01.08						
	3.0 T6 AWD	224		01.10						
	3.2	179		08.07						
	3.2 AWD	175		08.07						
	3.2 AWD	179		08.07						
	D4	133		10.13						
	D4 AWD	133		10.13						
	D5 AWD	162	202000	03.15						
	T5	180		10.13						
	2.0 D3	120		08.11		24.0128-0210.1	428210	+ 18" Rad ⁴⁾	336 28,0 26,0 V L +S +B	
	2.0 D3 AWD	120		08.11						
	2.4 D	129		01.10						
	2.4 D AWD	120		08.07						
	2.4 D5 AWD	136		08.07						
	2.4 D5 AWD	151		12.09						
	2.4 D5 AWD	158		06.11						
	3.0 T6 AWD	210		01.08						
	3.0 T6 AWD	224		01.10						
	3.2	179		08.07						
	3.2 AWD	175		08.07						
	3.2 AWD	179		08.07						
	D4	133		10.13						
	D4 AWD	133		10.13						
	D5 AWD	162		03.15						
	T5	180		10.13						
	2.0 D3	120		08.11		24.0711-5198.3	360239	2 - Kollisionswarnsystem ⁵⁾	Radsensor	
	2.0 D3 AWD	120		08.11						
	2.4 D	129		01.10						
	2.4 D AWD	120		08.07						
	2.4 D5 AWD	136		08.07						
	2.4 D5 AWD	151		12.09						
	2.4 D5 AWD	158		06.11						
	3.0 T6 AWD	210		01.08						
	3.0 T6 AWD	224		01.10						
	3.2	179		08.07						
	3.2 AWD	175		08.07						
	3.2 AWD	179		08.07						
	D4	133		10.13						
	D4 AWD	133		10.13						
	D5 AWD	162		03.15						
	T5	180		10.13						
	2.0 D3	120		08.11		24.0711-5198.3	360239	+ Kollisionswarnsystem ⁶⁾	Radsensor	
	2.0 D3 AWD	120		08.11		24.0711-5241.3	360319	+ Kollisionswarnsystem ⁶⁾	Radsensor	
	2.4 D	129		01.10						
	2.4 D AWD	120		08.07						

¹⁾ + 16" wheel / + ruota 16" / + roue 16" / + rueda 16"
²⁾ + 17"/18" wheel / + ruota 17"/18" / + roue 17"/18" / + rueda 17"/18"
³⁾ + 17" wheel / + ruota 17" / + roue 17" / + rueda 17"
⁴⁾ + 18" wheel / + ruota 18" / + roue 18" / + rueda 18"
⁵⁾ - collision warning system / - sistema anti-collosione / - système anticollision / - sistema anticollisión
⁶⁾ + collision warning system / + sistema anti-collosione / + système anticollision / + sistema anticollisión

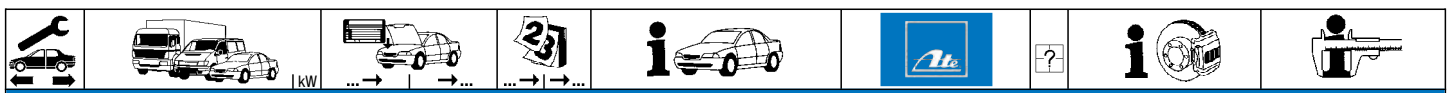




VOLVO XC70 II CROSS COUNTRY (07-)

	2.4 D5 AWD 2.4 D5 AWD 2.4 D5 AWD 3.0 T6 AWD 3.0 T6 AWD 3.2 3.2 AWD 3.2 AWD D4 D4 AWD D5 AWD T5	136 151 158 210 224 179 175 179 133 133 162 180	08.07 12.09 06.11 01.08 01.10 08.07 08.07 08.07 10.13 10.13 03.15 10.13		24.0711-5198.3 24.0711-5241.3	360239 360319	+ Kollisionswarnsystem ¹⁾ + Kollisionswarnsystem ¹⁾	Radsensor Radsensor	
	2.0 D3 2.0 D3 AWD 2.4 D 2.4 D AWD 2.4 D5 AWD 2.4 D5 AWD 2.4 D5 AWD 3.0 T6 AWD 3.0 T6 AWD 3.2 3.2 AWD 3.2 AWD D4 D4 AWD D5 AWD T5	120 120 129 120 136 151 158 210 224 179 175 179 133 133 162 180	08.11 08.11 01.10 08.07 08.07 12.09 06.11 01.08 01.10 08.07 08.07 08.07 10.13 10.13 03.15 10.13		13.0460-2737.2	602737	+ mechanische Feststellbremse ²⁾	24537 15,8 /Zub/S	LUC
	2.0 D3 2.0 D3 AWD 2.4 D 2.4 D AWD 2.4 D5 AWD 2.4 D5 AWD 2.4 D5 AWD 3.0 T6 AWD 3.0 T6 AWD 3.2 3.2 AWD 3.2 AWD D4 D4 AWD D5 AWD T5	120 120 129 120 136 151 158 210 224 179 175 179 133 133 162 180	08.11 08.11 01.10 08.07 08.07 12.09 06.11 01.08 01.10 08.07 08.07 08.07 10.13 10.13 03.15 10.13	+ belüftete Scheiben ³⁾ + belüftete Scheiben ³⁾ + belüftete Scheiben ³⁾ + belüftete Scheiben ³⁾ + belüftete Scheiben ³⁾ + belüftete Scheiben ³⁾ + belüftete Scheiben ³⁾ + belüftete Scheiben ³⁾ + belüftete Scheiben ³⁾ + belüftete Scheiben ³⁾ + belüftete Scheiben ³⁾ + belüftete Scheiben ³⁾ + belüftete Scheiben ³⁾ + belüftete Scheiben ³⁾ + belüftete Scheiben ³⁾ + belüftete Scheiben ³⁾	13.0460-2736.2 13.0470-2736.2	602736 LD2736	+ elektrische Feststellbremse ⁴⁾ + elektrische Feststellbremse ⁴⁾	24496 17,3 /Zub/S 24496 17,3 /Zub/S	LUC LUC
	2.0 D3 2.0 D3 AWD 2.4 D 2.4 D AWD 2.4 D5 AWD 2.4 D5 AWD 2.4 D5 AWD 3.0 T6 AWD 3.0 T6 AWD 3.2 3.2 AWD 3.2 AWD D4 D4 AWD D5 AWD T5	120 120 129 120 136 151 158 210 224 179 175 179 133 133 162 180	08.11 08.11 01.10 08.07 08.07 12.09 06.11 01.08 01.10 08.07 08.07 08.07 10.13 10.13 03.15 10.13	+ massive Scheiben ⁵⁾ + massive Scheiben ⁵⁾ + massive Scheiben ⁵⁾ + massive Scheiben ⁵⁾ + massive Scheiben ⁵⁾ + massive Scheiben ⁵⁾ + massive Scheiben ⁵⁾ + massive Scheiben ⁵⁾ + massive Scheiben ⁵⁾ + massive Scheiben ⁵⁾ + massive Scheiben ⁵⁾ + massive Scheiben ⁵⁾ + massive Scheiben ⁵⁾ + massive Scheiben ⁵⁾ + massive Scheiben ⁵⁾ + massive Scheiben ⁵⁾	13.0460-2722.2 13.0470-2722.2	602722 LD2722	+ elektrische Feststellbremse ⁴⁾ + elektrische Feststellbremse ⁴⁾	24496 17,3 /Zub/S 24496 17,3 /Zub/S	LUC LUC
	2.0 D3 2.0 D3 AWD 2.4 D 2.4 D AWD 2.4 D5 AWD 2.4 D5 AWD 2.4 D5 AWD 3.0 T6 AWD 3.0 T6 AWD 3.2 3.2 AWD 3.2 AWD D4 D4 AWD D5 AWD T5	120 120 129 120 136 151 158 210 224 179 175 179 133 133 162 180	08.11 08.11 01.10 08.07 08.07 12.09 06.11 01.08 01.10 08.07 08.07 08.07 10.13 10.13 03.15 10.13		24.0112-0180.1	412180	- elektrische Feststellbremse ⁶⁾	302 12,0 10,0 +B	
	2.0 D3 2.0 D3 AWD 2.4 D 2.4 D AWD 2.4 D5 AWD 2.4 D5 AWD 2.4 D5 AWD 3.0 T6 AWD 3.0 T6 AWD 3.2 3.2 AWD	120 120 129 120 136 151 158 210 224 179 175	08.11 08.11 01.10 08.07 08.07 12.09 06.11 01.08 01.10 08.07 08.07	+ belüftete Scheiben ³⁾ + belüftete Scheiben ³⁾ + belüftete Scheiben ³⁾ + belüftete Scheiben ³⁾ + belüftete Scheiben ³⁾ + belüftete Scheiben ³⁾ + belüftete Scheiben ³⁾ + belüftete Scheiben ³⁾ + belüftete Scheiben ³⁾ + belüftete Scheiben ³⁾ + belüftete Scheiben ³⁾	24.0122-0259.1	422259	+ elektrische Feststellbremse ⁴⁾	302 22,0 20,0 V L +B	

1) + collision warning system / + sistema anti-collosione / + système anticollision / + sistema anticollisión
2) + mechanical parking brake / + fr. stazionamento meccanico / + frein à main mécanique / + freno de mano mecánica
3) + ventilated discs / + dischi ventilati / + disques ventilés / + disco ventilado
4) + electric parking brake / + freno a mano elettrico / + frein à main électrique / + freno de mano eléctrico
5) + solid discs / + dischi massiccio / + disques massive / + disco macizo
6) - electric parking brake / - freno a mano elettrico / - frein à main électrique / - freno de mano eléctrico



VOLVO XC70 II CROSS COUNTRY (07-)

	3.2 AWD	179	08.07	+ belüftete Scheiben ¹⁾	24.0122-0259.1	422259	+ elektrische Feststellbremse ²⁾	302 22,0 20,0 V L +B
	D4	133	10.13	+ belüftete Scheiben ¹⁾				
	D4 AWD	133	10.13	+ belüftete Scheiben ¹⁾				
	D5 AWD	162	03.15	+ belüftete Scheiben ¹⁾				
	T5	180	10.13	+ belüftete Scheiben ¹⁾				
	2.0 D3	120	08.11	+ massive Scheiben ³⁾	24.0111-0147.1	411147	+ elektrische Feststellbremse ²⁾	302 11,0 9,0 +B
	2.0 D3 AWD	120	08.11	+ massive Scheiben ³⁾				
	2.4 D	129	01.10	+ massive Scheiben ³⁾				
	2.4 D AWD	120	08.07	+ massive Scheiben ³⁾				
	2.4 D5 AWD	136	08.07	+ massive Scheiben ³⁾				
	2.4 D5 AWD	151	12.09	+ massive Scheiben ³⁾				
	2.4 D5 AWD	158	06.11	+ massive Scheiben ³⁾				
	3.0 T6 AWD	210	01.08	+ massive Scheiben ³⁾				
	3.0 T6 AWD	224	01.10	+ massive Scheiben ³⁾				
	3.2	179	08.07	+ massive Scheiben ³⁾				
3.2 AWD	175	08.07	+ massive Scheiben ³⁾					
3.2 AWD	179	08.07	+ massive Scheiben ³⁾					
D4	133	10.13	+ massive Scheiben ³⁾					
D4 AWD	133	10.13	+ massive Scheiben ³⁾					
D5 AWD	162	03.15	+ massive Scheiben ³⁾					
T5	180	10.13	+ massive Scheiben ³⁾					
	2.0 D3	120	08.11		24.0711-6221.3	360258		Radsensor
	2.4 D	129	01.10					
	3.2	179	08.07					
	D4	133	10.13					
	T5	180	10.13					
	2.0 D3 AWD	120	08.11		24.0711-6369.3	360395		Radsensor
	2.4 D AWD	120	08.07					
	2.4 D5 AWD	136	08.07					
	2.4 D5 AWD	151	12.09					
	2.4 D5 AWD	158	06.11					
	3.0 T6 AWD	210	01.08					
	3.0 T6 AWD	224	01.10					
	3.2 AWD	175	08.07					
	3.2 AWD	179	08.07					
	D4 AWD	133	10.13					

VOLVO XC90 (02-14)

	2.4 D3	120	04.10	12.14	13.0460-7187.2	607187	+ 16" Rad ⁴⁾	23950 19,5 +	ATE	
	2.4 D5	120	04.09	12.14	13.0470-7187.2	LD7187	+ 16" Rad ⁴⁾	23950 19,5 +	ATE	
	2.4 D5	136	05.06	12.14	13.0460-7272.2	607272	+ 17" Rad ⁵⁾	24399 20,4 +/WE	ATE	
	2.4 D5 AWD	120	10.02	12.14	13.0460-7188.2	607188	+ 17,5" Rad ⁶⁾	24141 19,1 +	ATE	
	2.4 D5 AWD	147	01.11	12.14	13.0470-7188.2	LD7188	+ 17,5" Rad ⁶⁾	24141 19,1 +	ATE	
	2.5 T	154	10.02	12.14						
	2.5 T AWD	154	10.12	12.14						
	3.0 T6	200	10.02	12.14						
	3.2	175	05.06	12.14						
	3.2	179	04.10	12.14						
	4.0 V8	232	01.05	12.14	13.0460-7187.2	607187	+ 16" Rad ⁴⁾	23950 19,5 +	ATE	
					13.0460-7272.2	607272	+ 17" Rad ⁵⁾	24399 20,4 +/WE	ATE	
					13.0460-7188.2	607188	+ 17,5" Rad ⁶⁾	24141 19,1 +	ATE	
		2.4 D3	120	04.10	12.14	24.0128-0144.1	428144	+ 16" Rad ⁴⁾	316 28,0 25,0 V L +B	
		2.4 D5	120	04.09	12.14	24.0130-0116.1	430116	+ 17,5" Rad ⁶⁾	336 30,0 27,0 V L +B	
2.4 D5		136	05.06	12.14						
2.4 D5 AWD		120	10.02	12.14						
2.4 D5 AWD		147	01.11	12.14						
2.5 T		154	10.02	12.14						
2.5 T AWD		154	10.12	12.14						
3.0 T6		200	10.02	12.14						
3.2		175	05.06	12.14						
3.2		179	04.10	12.14						
4.0 V8		232	01.05	12.14	24.0711-6366.3	360392		Radsensor L=975		
					24.0711-6367.3	360393		Radsensor L=1095		
		2.4 D3	120	04.10	12.14	13.0460-7189.2	607189		24011 18,7 +	ATE
		2.4 D5	120	04.09	12.14					
		2.4 D5	136	05.06	12.14					
	2.4 D5 AWD	120	10.02	12.14						
	2.4 D5 AWD	147	01.11	12.14						
	2.5 T	154	10.02	12.14						
	2.5 T AWD	154	10.12	12.14						
	3.0 T6	200	10.02	12.14						
	3.2	175	05.06	12.14						
	3.2	179	04.10	12.14						
	4.0 V8	232	01.05	12.14						

¹⁾ + ventilated discs / + dischi ventilati / + disques ventilés / + disco ventilado
²⁾ + electric parking brake / + freno a mano elettrico / + frein à main électrique / + freno de mano eléctrico
³⁾ + solid discs / + dischi massiccio / + disques massive / + disco macizo
⁴⁾ + 16" wheel / + ruota 16" / + roue 16" / + rueda 16"
⁵⁾ + 17" wheel / + ruota 17" / + roue 17" / + rueda 17"
⁶⁾ + 17,5" wheel / + ruota 17,5" / + roue 17,5" / + rueda 17,5"



VOLVO XC90 (02-14)

	2.4 D3 120 2.4 D5 120 2.4 D5 136 2.4 D5 AWD 120 2.4 D5 AWD 147 2.5 T 154 2.5 T AWD 154 3.0 T6 200 3.2 175 3.2 179 4.0 V8 232		04.10 12.14 04.09 12.14 05.06 12.14 10.02 12.14 01.11 12.14 10.02 12.14 10.12 12.14 10.02 12.14 05.06 12.14 04.10 12.14 01.05 12.14	24.0120-0122.1 420122		308 20,0 18,0 V +B
	2.4 D3 120 2.4 D5 120 2.4 D5 136 2.4 D5 AWD 120 2.4 D5 AWD 147 2.5 T 154 2.5 T AWD 154 3.0 T6 200 3.2 175 3.2 179 4.0 V8 232		04.10 12.14 04.09 12.14 05.06 12.14 10.02 12.14 01.11 12.14 10.02 12.14 10.12 12.14 10.02 12.14 05.06 12.14 04.10 12.14 01.05 12.14	24.0711-6215.3 360251 24.0711-6216.3 360252	<input type="checkbox"/> <input type="checkbox"/>	Radsensor L=1200 Radsensor L=1440
	2.4 D3 120 2.4 D5 120 2.4 D5 136 2.4 D5 AWD 120 2.4 D5 AWD 147 2.5 T 154 2.5 T AWD 154 3.0 T6 200 3.2 175 3.2 179 4.0 V8 232		04.10 12.14 04.09 12.14 05.06 12.14 10.02 12.14 01.11 12.14 10.02 12.14 10.12 12.14 10.02 12.14 05.06 12.14 04.10 12.14 01.05 12.14	03.0137-3034.2 653034		178 x 25



A large rectangular area containing 30 horizontal lines, intended for writing or drawing.

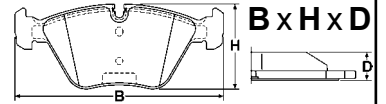


- Ⓓ Abbildungen Scheibenbremsbeläge
- Ⓔ Illustrations disc brake pads
- Ⓕ Illustrations Plaquettes de frein à disque
- Ⓖ Illustrazioni Pastiglie Freno
- Ⓔ Ilustraciones de pastillas
- Ⓗ Afbeeldingen schijfremblokjes
- Ⓓ Tegning bremseklodser
- Ⓔ Avbildningar skivbromsbelägg
- Ⓗ Ábrák - betétek tárcsafékhez
- Ⓗ Figuras Calços do travão de disco
- Ⓔ Рисунки дисковых тормозных колодок
- Ⓒ Zobrazení obložení kotoučových brzd
- Ⓗ Rysunki okładzin hamulców tarczowych
- Ⓔ Εικόνες τακακίων δισκόφρενων
- Ⓗ Fren disk kaplaması resimleri
- Ⓔ 制动摩擦片图片
- Ⓗ 図版 ブレーキパッド組み込みキット
- Ⓗ صور مزلاقات المكبح القرصي

Abbildungen Scheibenbremsbeläge

Illustrations disc brake pads - Illustrazioni pastiglie freno -

Illustrations plaquettes de frein - Ilustraciones pastillas de freno



Maßstab - scale - scala - échelle - escala 1:2

13.0460-2700.2 602700

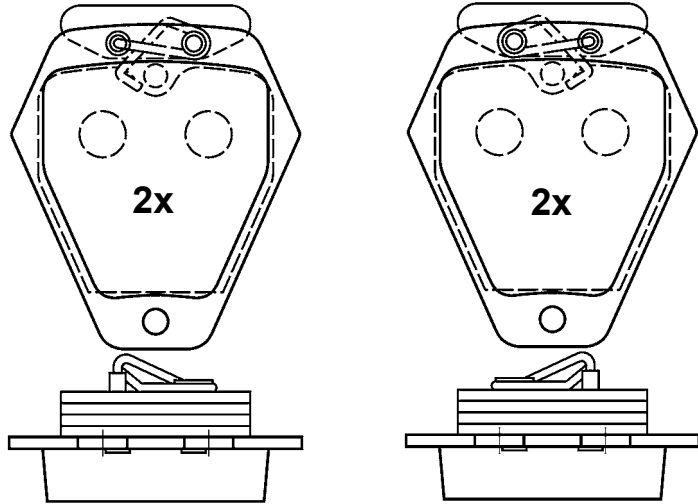
13.0460-2701.2 602701



AUDI



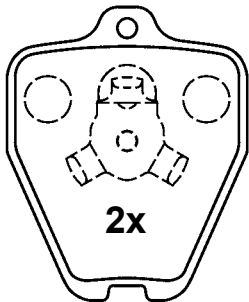
LUC



21454 17,0

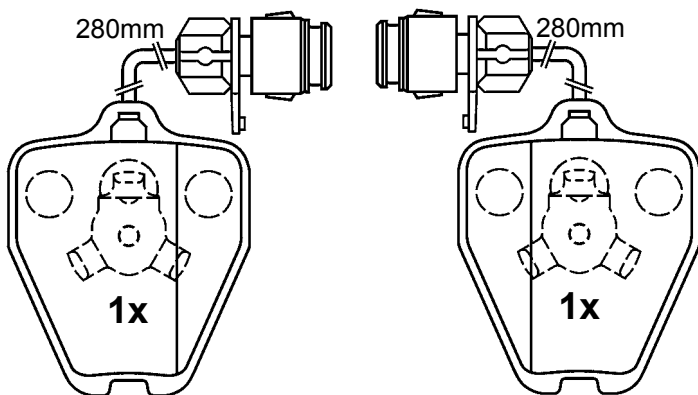
21454 17,0

76,1 x 85,6 x 17,0



21452 18,5

63,3 x 77,4 x 18,5



23825 18,5

23825 18,5

63,3 x 77,4 x 18,5

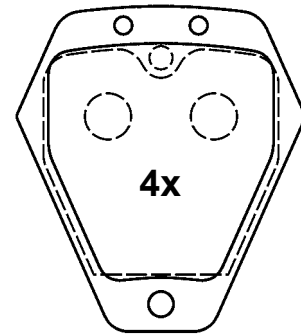
4x



AUDI

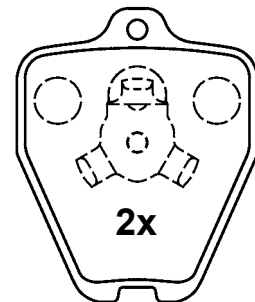


LUC



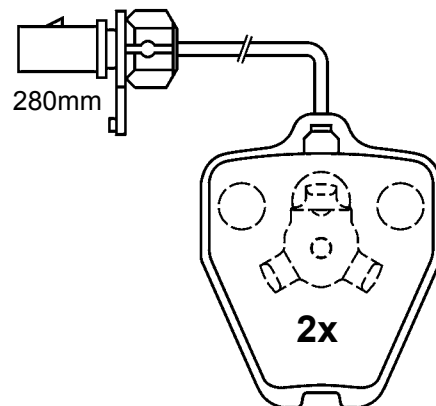
21454 17,0

76,1 x 85,6 x 17,0



21452 18,5

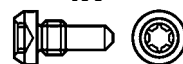
63,3 x 77,4 x 18,5



23829 18,5

63,3 x 77,4 x 18,5

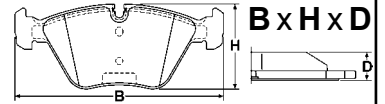
4x



Abbildungen Scheibenbremsbeläge

Illustrations disc brake pads - Illustrazioni pastiglie freno -

Illustrations plaquettes de frein - Ilustraciones pastillas de freno



Maßstab - scale - scala - échelle - escala 1:2

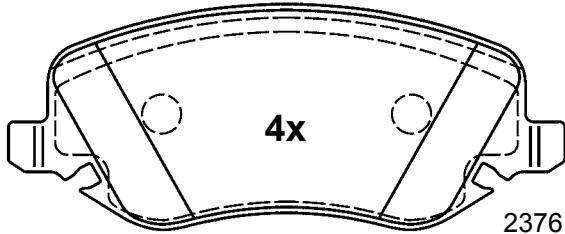
13.0460-2704.2 602704



LANCIA



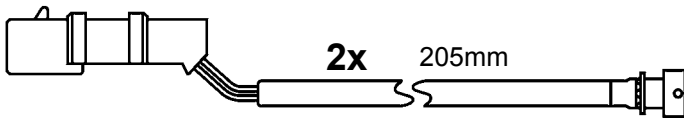
LUC



4x

23761 18,8

146,5 x 59,2 x 18,8



2x

205mm



2x

M8x22

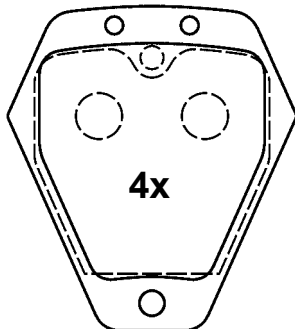
13.0460-2705.2 602705



AUDI



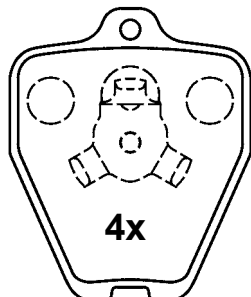
LUC



4x

21454 17,0

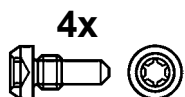
76,1 x 85,6 x 17,0



4x

21452 18,5

63,3 x 77,4 x 18,5



4x

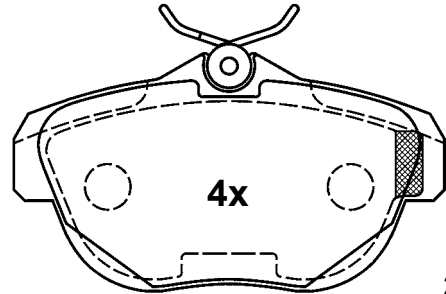
13.0460-2706.2 602706



CITROEN



LUC



4x

24462 16,7

113,8 x 62,7 x 16,7



4x

M8x21

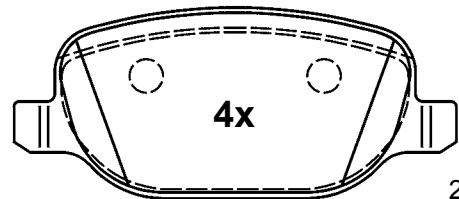
13.0460-2707.2 602707



ALFA ROMEO, LANCIA



LUC



4x

23760 17,7

116,8 x 49,8 x 17,7



4x

M8x22

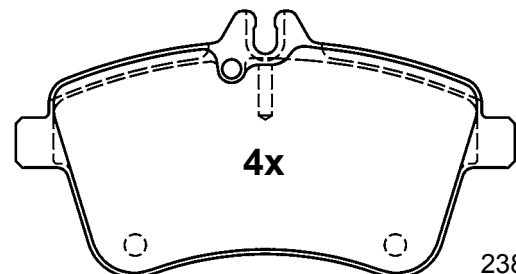
13.0460-2708.2 602708



MERCEDES BENZ



LUC



4x

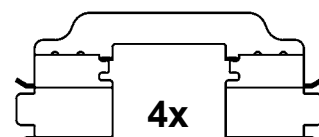
23881 20,0

131,3 x 69,8 x 20,0



2x

M8x21

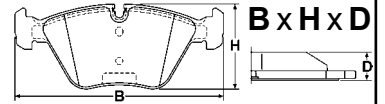


4x

Abbildungen Scheibenbremsbeläge

Illustrations disc brake pads - Illustrazioni pastiglie freno -

Illustrations plaquettes de frein - Ilustraciones pastillas de freno



Maßstab - scale - scala - échelle - escala 1:2

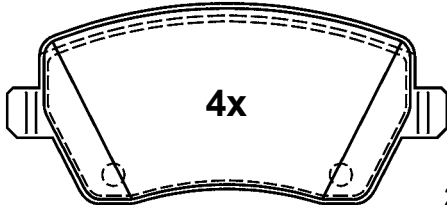
13.0460-2709.2 602709



DACIA, MERCEDES BENZ,
NISSAN, RENAULT

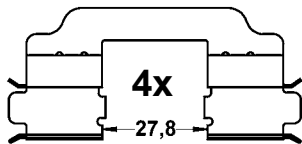


LUC



23973 17,4

116,4 x 52,4 x 17,4



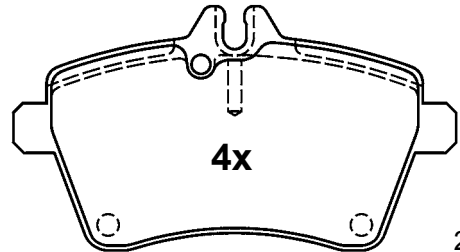
13.0460-2711.2 602711



MERCEDES BENZ

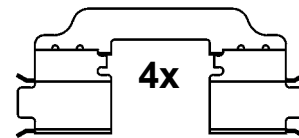


LUC



24077 19,1

116,4 x 63,8 x 19,1



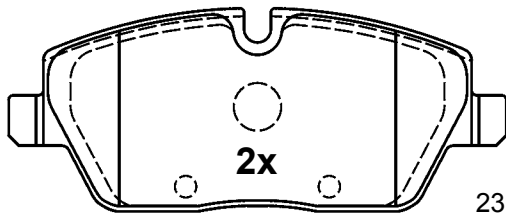
13.0460-2710.2 602710



BMW, MINI

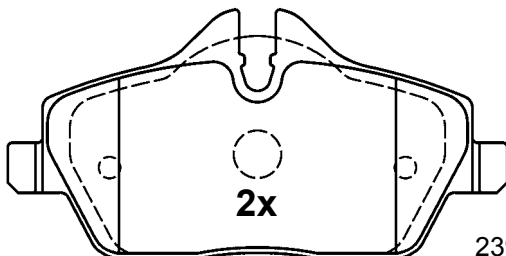


LUC



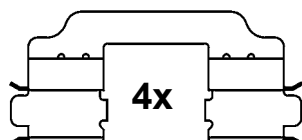
23915 17,6

131,3 x 53,2 x 17,6



23916 17,6

131,3 x 65,3 x 17,6



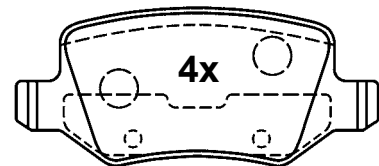
13.0460-2712.2 602712



MERCEDES BENZ

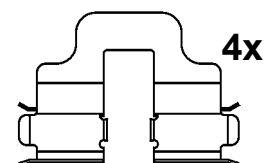


LUC



23138 14,6

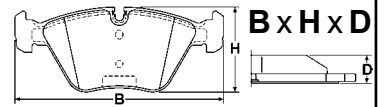
95,7 x 41,3 x 14,6



Abbildungen Scheibenbremsbeläge

Illustrations disc brake pads - Illustrazioni pastiglie freno -

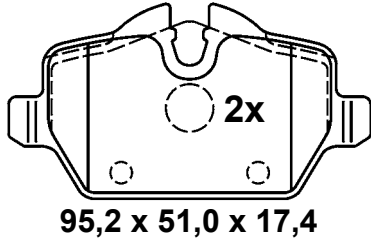
Illustrations plaquettes de frein - Ilustraciones pastillas de freno



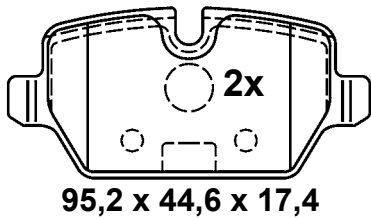
Maßstab - scale - scala - échelle - escala 1:2

13.0460-2713.2 602713

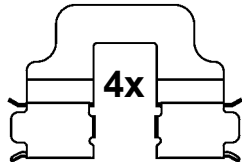
BMW, MINI



23623 17,4

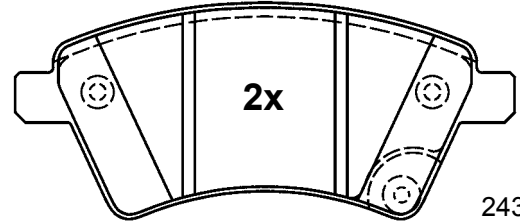


23624 17,4

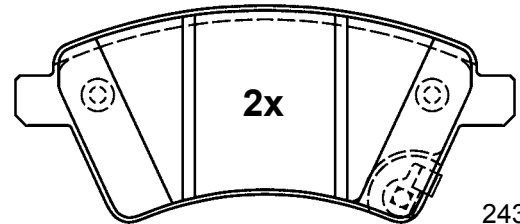


13.0460-2715.2 602715

FIAT, SUZUKI

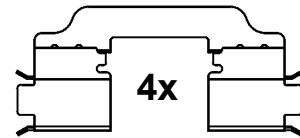


24391 16,6



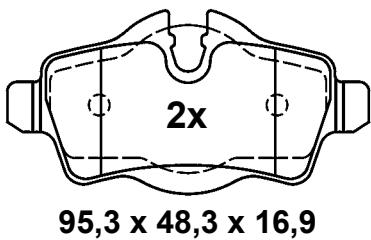
24392 16,6

131,3 x 57,0 x 16,6

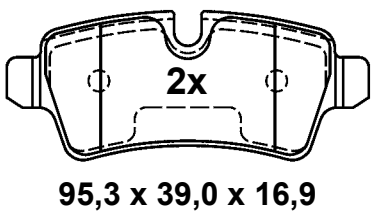


13.0460-2714.2 602714

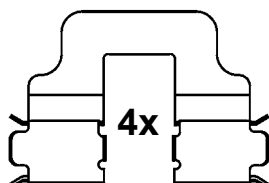
MINI



24289 16,9

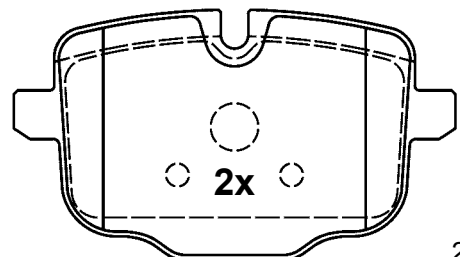


24290 16,9



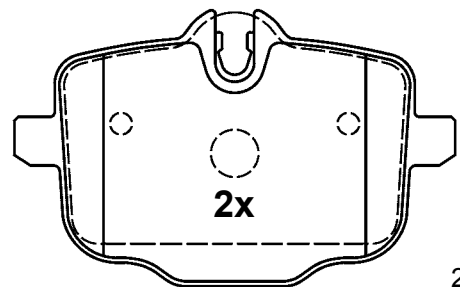
13.0460-2716.2 602716

BMW



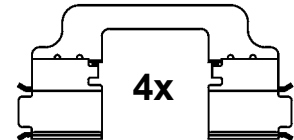
24703 17,8

166,0 x 65,5 x 17,8



24704 17,8

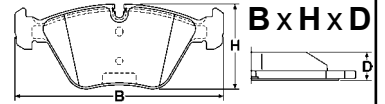
166,0 x 72,4 x 17,8



Abbildungen Scheibenbremsbeläge

Illustrations disc brake pads - Illustrazioni pastiglie freno -

Illustrations plaquettes de frein - Ilustraciones pastillas de freno



Maßstab - scale - scala - échelle - escala 1:2

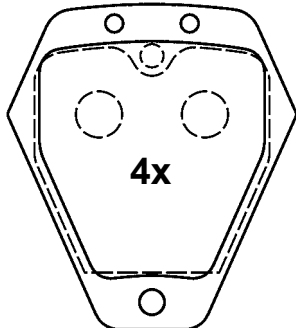
13.0460-2717.2 602717



AUDI

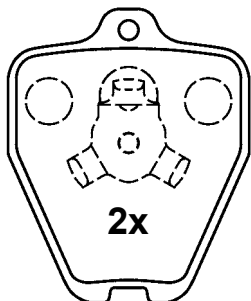


LUC



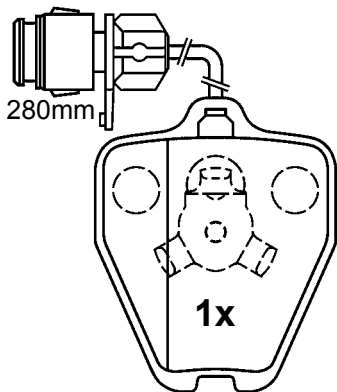
76,1 x 85,6 x 17,0

21454 17,0



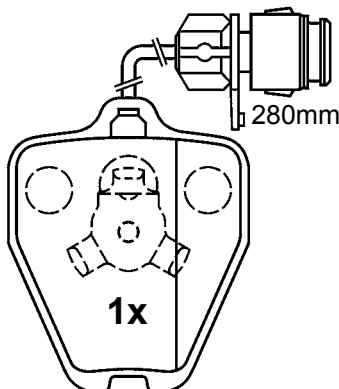
63,3 x 77,4 x 18,5

21452 18,5



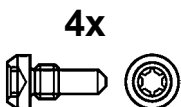
63,3 x 77,4 x 18,5

23825 18,5



63,3 x 77,4 x 18,5

23825 18,5



4x

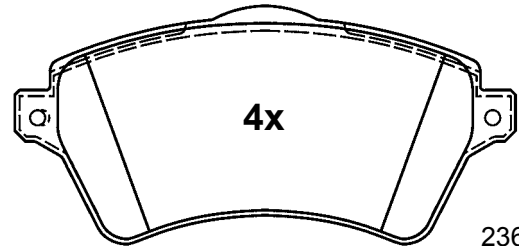
13.0460-2718.2 602718



LAND ROVER



LUC



23615 18,3

131,4 x 62,1 x 18,3



4x

M8x22

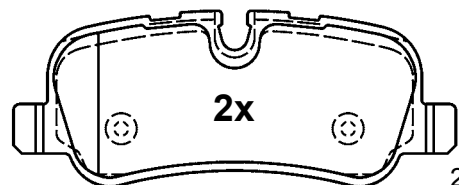
13.0460-2719.2 602719



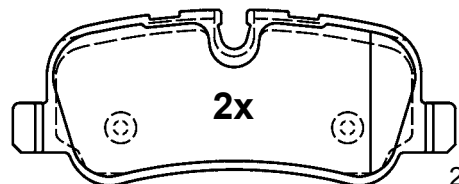
LAND ROVER



LUC



24192 17,4



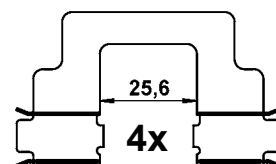
24192 17,4

116,6 x 46,4 x 17,4



4x

M8x21



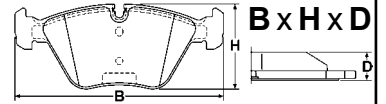
25,6

4x

Abbildungen Scheibenbremsbeläge

Illustrations disc brake pads - Illustrazioni pastiglie freno -

Illustrations plaquettes de frein - Ilustraciones pastillas de freno



Maßstab - scale - scala - échelle - escala 1:2

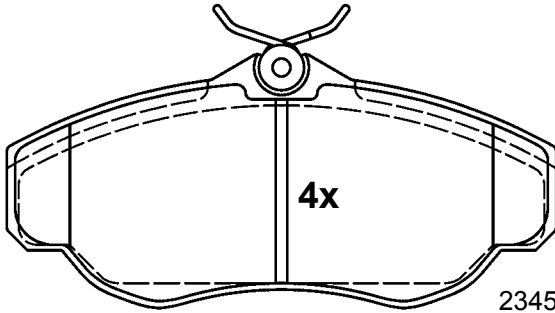
13.0460-2720.2 602720



LAND ROVER

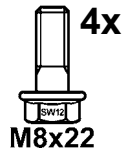


LUC



23452 19,0

144,8 x 66,3 x 19,0



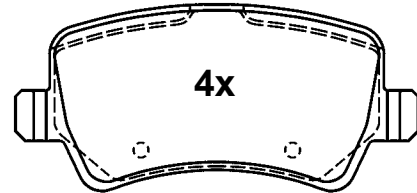
13.0460-2722.2 602722



FORD, LAND ROVER, VOLVO

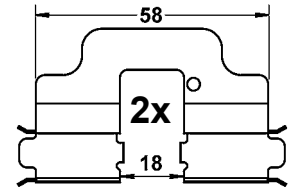
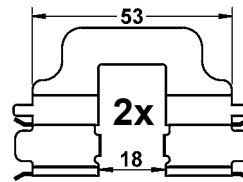


LUC



24496 17,3

106,0 x 48,7 x 17,3



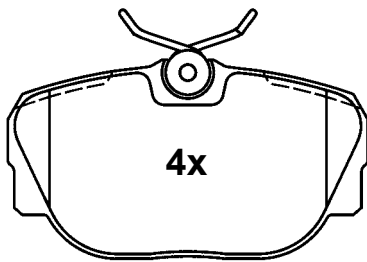
13.0460-2721.2 602721



LAND ROVER

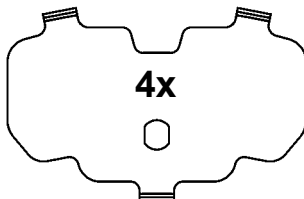


LUC



23458 15,6

94,7 x 51,9 x 15,6



78,7 x 50,8 x 0,6



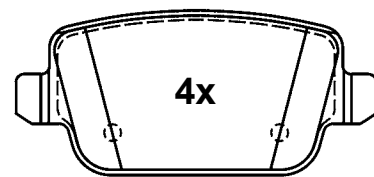
13.0460-2723.2 602723



FORD

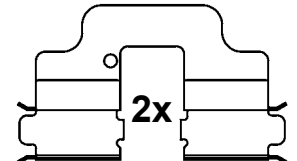
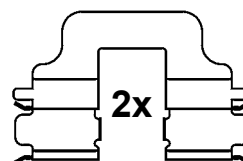


LUC



24537 16,1

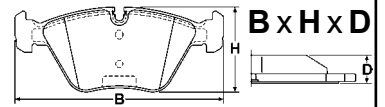
95,1 x 43,2 x 16,1



Abbildungen Scheibenbremsbeläge

Illustrations disc brake pads - Illustrazioni pastiglie freno -

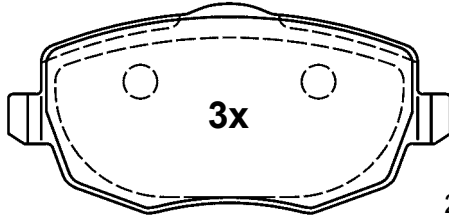
Illustrations plaquettes de frein - Ilustraciones pastillas de freno



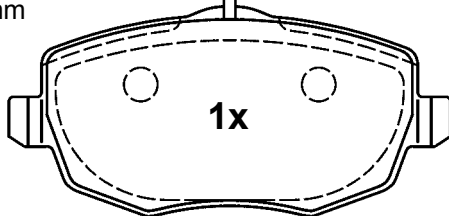
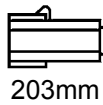
Maßstab - scale - scala - échelle - escala 1:2

13.0460-2724.2 602724

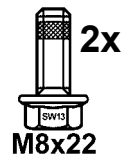
LANCIA



23073 16,7



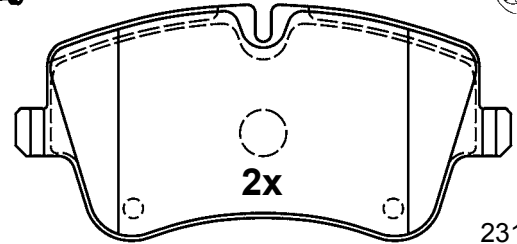
24515 16,7



116,8 x 55,2 x 16,7

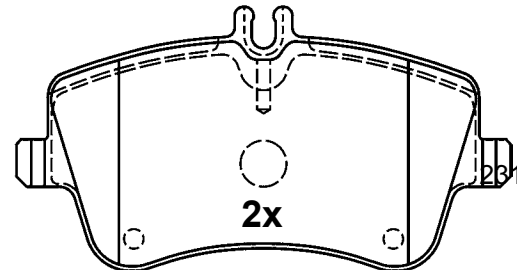
13.0460-2726.2 602726

MERCEDES BENZ



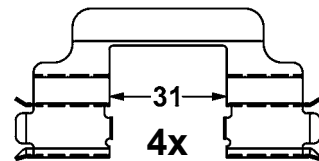
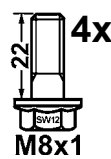
23145 19,8

131,1 x 69,8 x 19,8



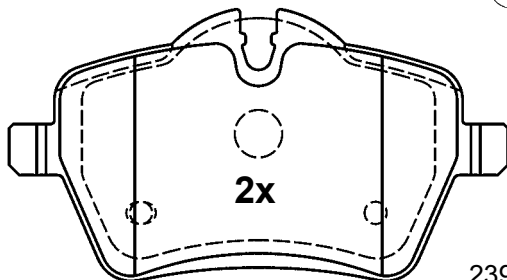
23144 19,8

131,1 x 62,1 x 19,8



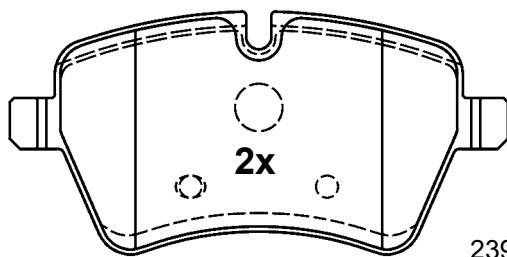
13.0460-2725.2 602725

MINI



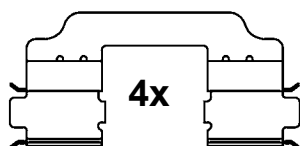
23984 17,8

131,6 x 71,3 x 17,8



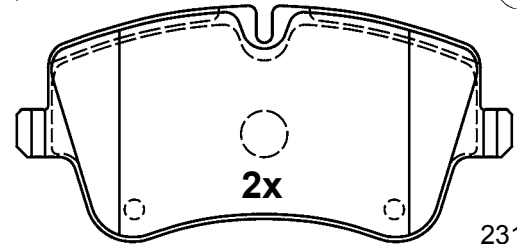
23985 17,8

131,6 x 63,9 x 17,8



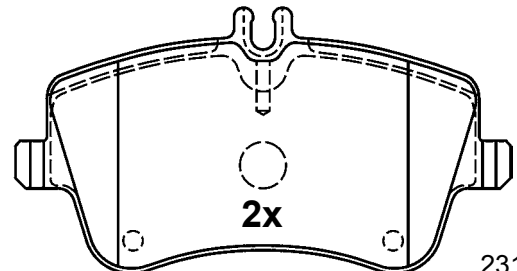
13.0460-2727.2 602727

MERCEDES BENZ



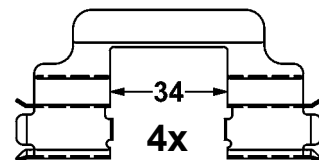
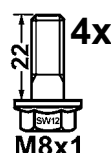
23145 19,8

131,1 x 69,8 x 19,8



23144 19,8

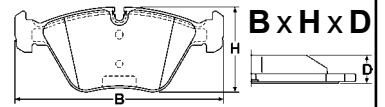
131,1 x 62,1 x 19,8



Abbildungen Scheibenbremsbeläge

Illustrations disc brake pads - Illustrazioni pastiglie freno -

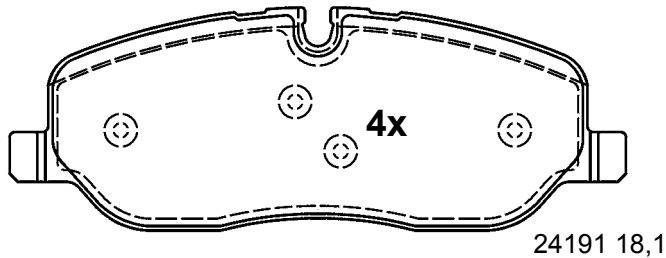
Illustrations plaquettes de frein - Ilustraciones pastillas de freno



Maßstab - scale - scala - échelle - escala 1:2

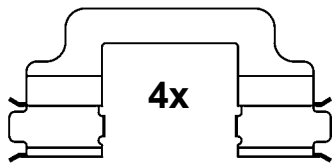
13.0460-2728.2 602728

LAND ROVER



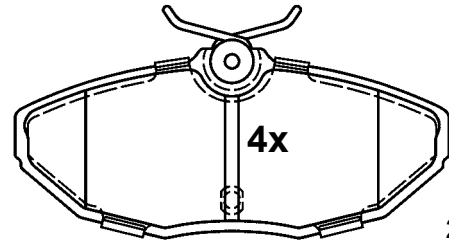
24191 18,1

162,7 x 58,7 x 18,1




13.0460-2730.2 602730

JAGUAR



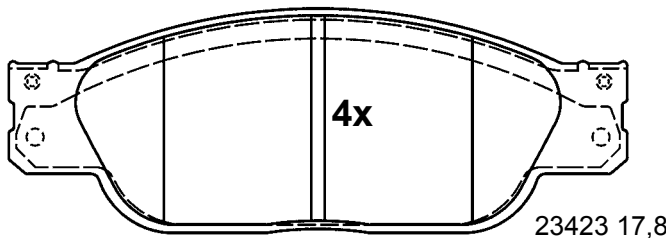
23424 17,6

114,3 x 49,5 x 17,6



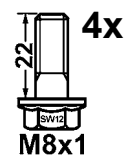
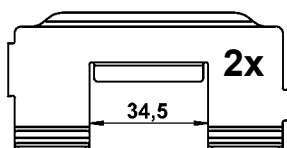
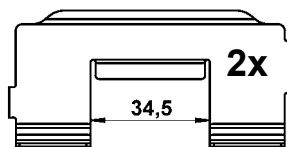
13.0460-2729.2 602729

JAGUAR



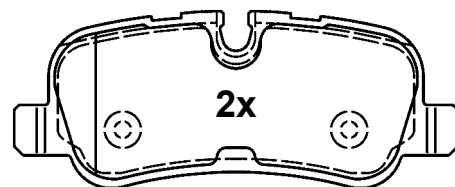
23423 17,8

163,3 x 58,1 x 17,8

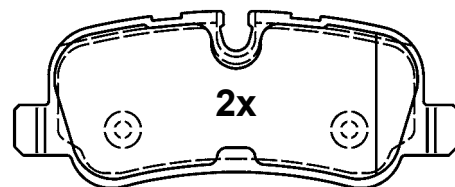


13.0460-2731.2 602731

LAND ROVER

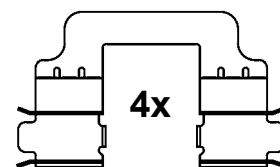


24192 17,1



24192 17,1

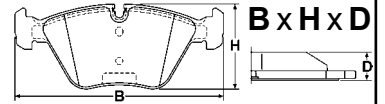
116,6 x 46,4 x 17,1



Abbildungen Scheibenbremsbeläge

Illustrations disc brake pads - Illustrazioni pastiglie freno -

Illustrations plaquettes de frein - Ilustraciones pastillas de freno



Maßstab - scale - scala - échelle - escala 1:2

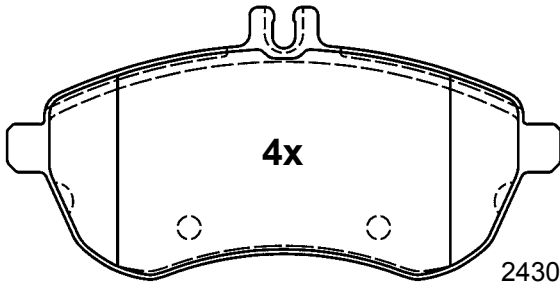
13.0460-2732.2 602732



MERCEDES BENZ

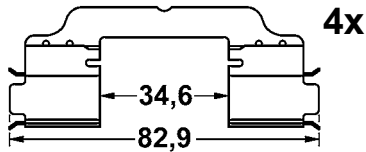


LUC



24306 20,3

146,0 x 71,5 x 20,3



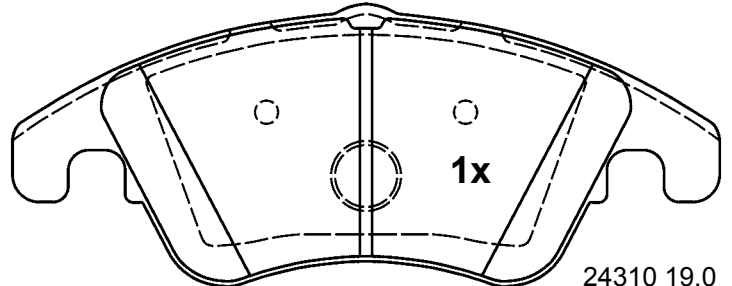
13.0460-2734.2 602734



MERCEDES BENZ

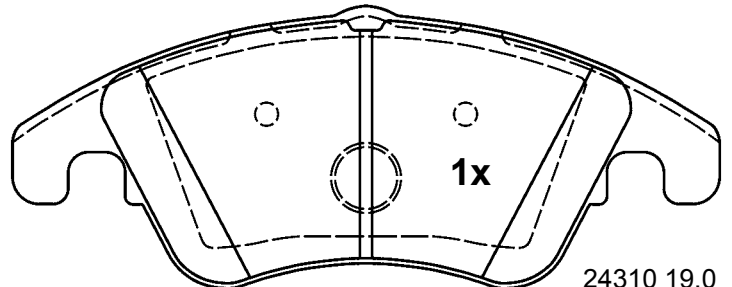


LUC



24310 19,0

188,0 x 73,7 x 19,0



24310 19,0

188,0 x 73,7 x 19,0

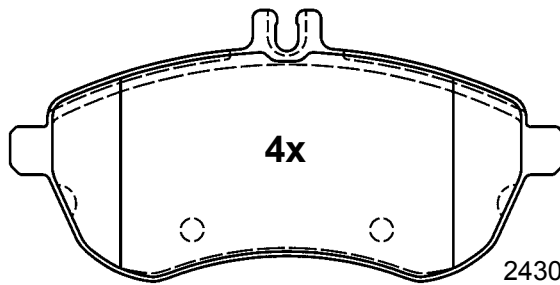
13.0460-2733.2 602733



MERCEDES BENZ

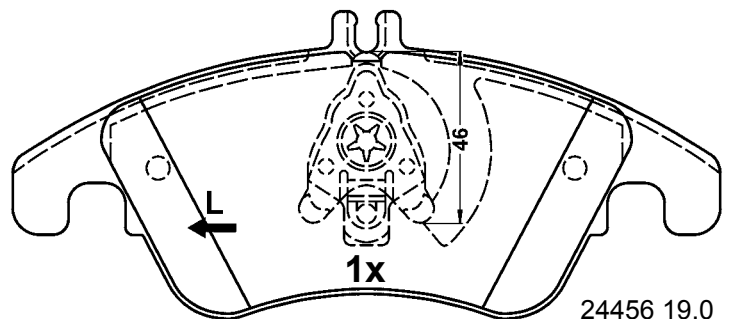
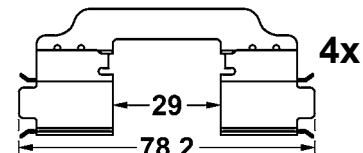


LUC



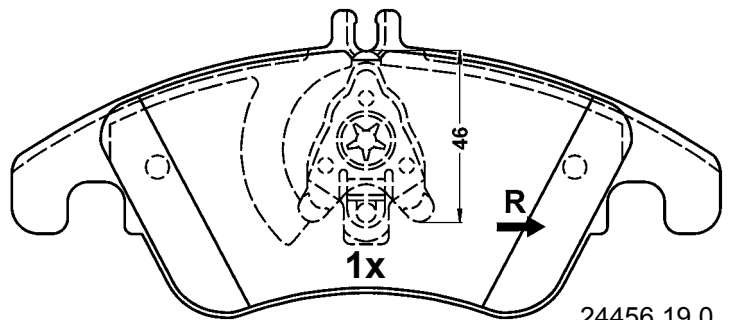
24306 20,3

146,0 x 71,5 x 20,3



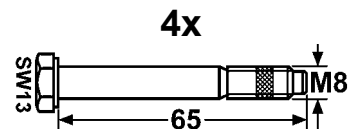
24456 19,0

188,0 x 80,8 x 19,0



24456 19,0

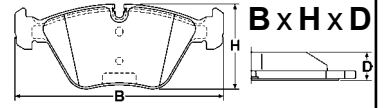
188,0 x 80,8 x 19,0



Abbildungen Scheibenbremsbeläge

Illustrations disc brake pads - Illustrazioni pastiglie freno -

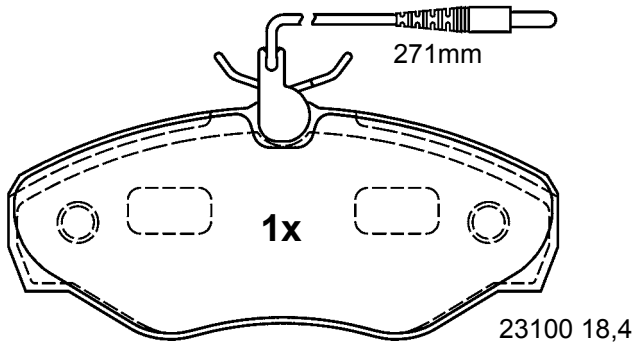
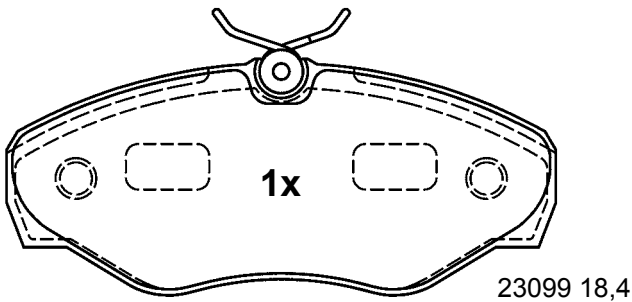
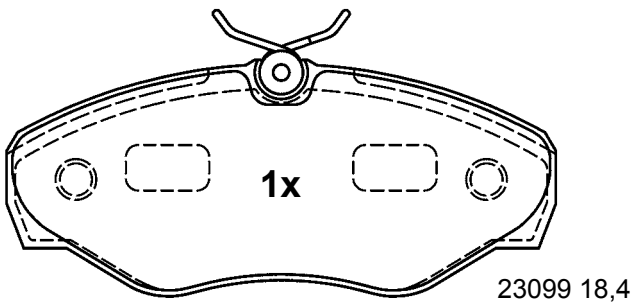
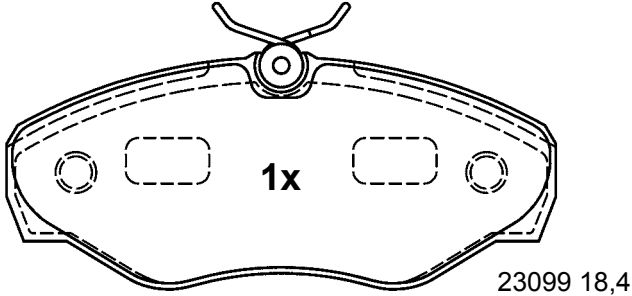
Illustrations plaquettes de frein - Ilustraciones pastillas de freno



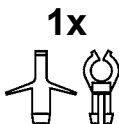
Maßstab - scale - scala - échelle - escala 1:2

13.0460-2735.2 602735

RENAULT

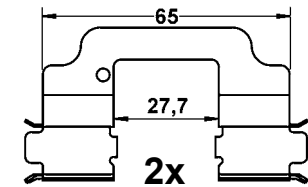
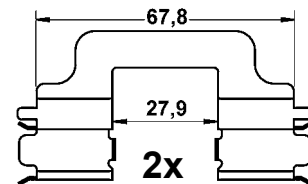
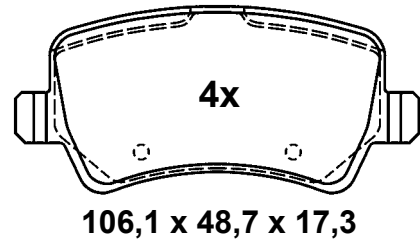


144,8 x 62,4 x 18,4



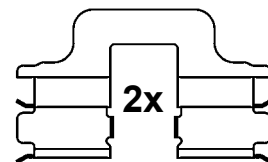
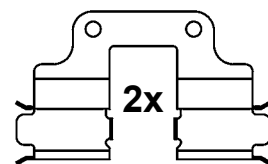
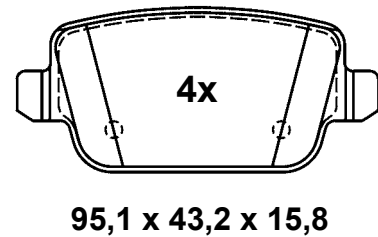
13.0460-2736.2 602736

VOLVO



13.0460-2737.2 602737

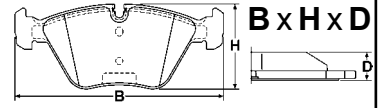
LAND ROVER, VOLVO



Abbildungen Scheibenbremsbeläge

Illustrations disc brake pads - Illustrazioni pastiglie freno -

Illustrations plaquettes de frein - Ilustraciones pastillas de freno



Maßstab - scale - scala - échelle - escala 1:2

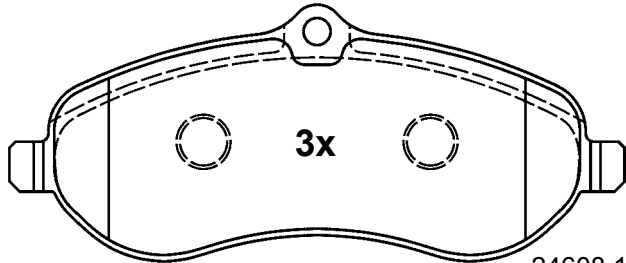
13.0460-2738.2 602738



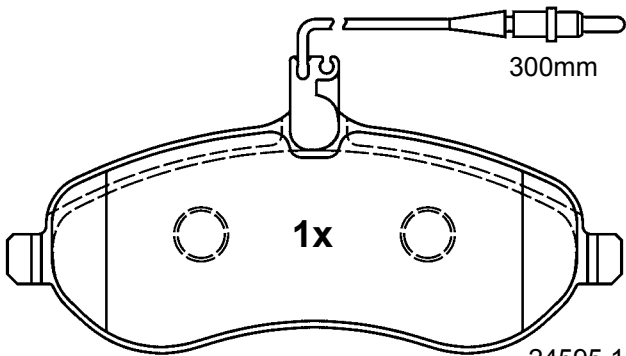
CITROEN, FIAT, PEUGEOT



LUC



24608 18,5



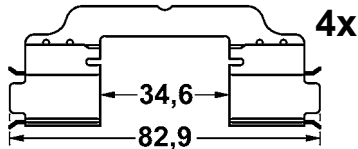
300mm

24595 18,5

162,0 x 67,3 x 18,5



M8x21



34,6

82,9

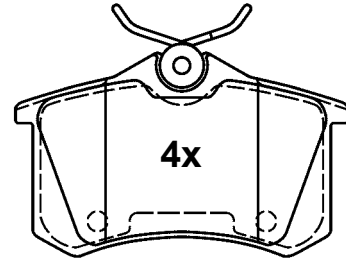
13.0460-2740.2 602740



CITROEN, PEUGEOT, RENAULT



LUC

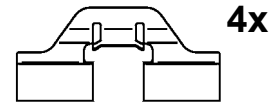


23554 17,2

87,2 x 53,0 x 17,2



M8x22



4x

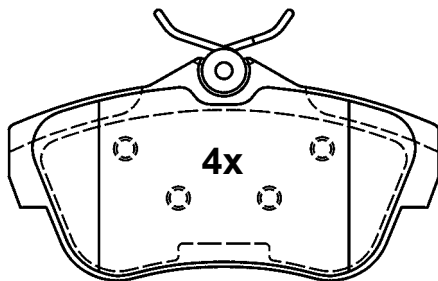
13.0460-2739.2 602739



CITROEN, FIAT, PEUGEOT



LUC



24578 16,5

113,3 x 58,5 x 16,5



M8x22



4x

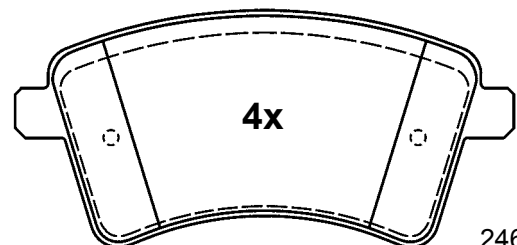
13.0460-2741.2 602741



RENAULT



LUC

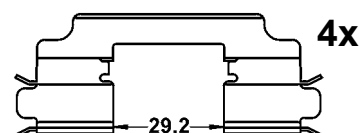


24693 18,5

131,0 x 62,3 x 18,5



M8x22

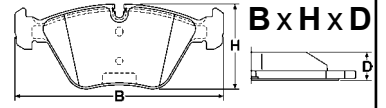


4x

Abbildungen Scheibenbremsbeläge

Illustrations disc brake pads - Illustrazioni pastiglie freno -

Illustrations plaquettes de frein - Ilustraciones pastillas de freno



Maßstab - scale - scala - échelle - escala 1:2

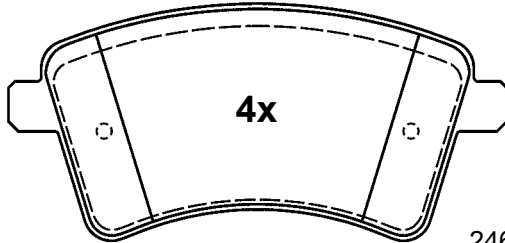
13.0460-2742.2 602742



MERCEDES BENZ, RENAULT

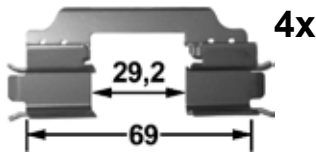


LUC



24693 17,5

131,0 x 62,3 x 17,5



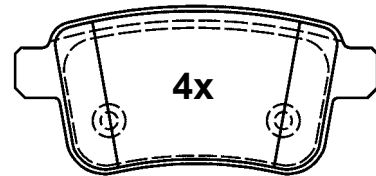
13.0460-2744.2 602744



MERCEDES BENZ, RENAULT

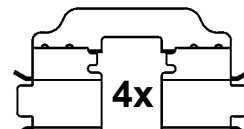


LUC



24692 15,9

95,4 x 43,8 x 15,9



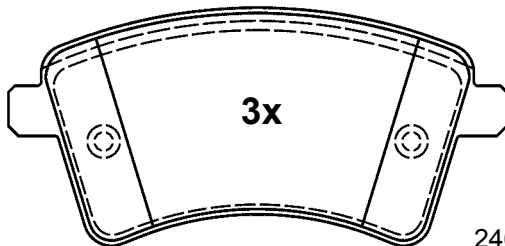
13.0460-2743.2 602743



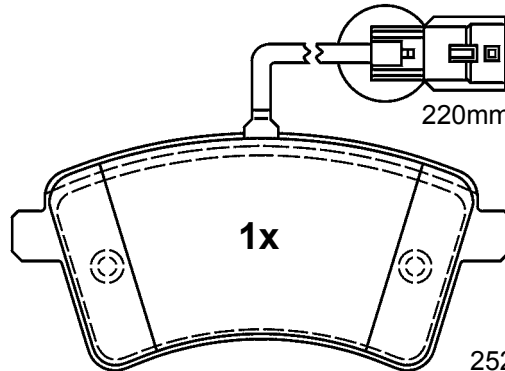
RENAULT



LUC



24693 17,5



25291 17,5

131,0 x 62,3 x 17,5



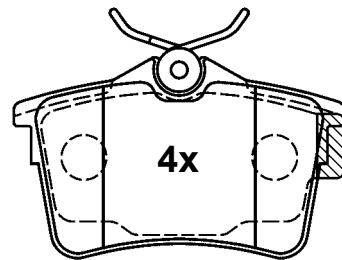
13.0460-2745.2 602745



CITROEN, PEUGEOT

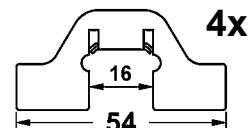


LUC



24765 16,5

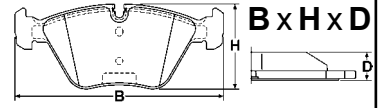
87,2 x 52,8 x 16,5



Abbildungen Scheibenbremsbeläge

Illustrations disc brake pads - Illustrazioni pastiglie freno -

Illustrations plaquettes de frein - Ilustraciones pastillas de freno



Maßstab - scale - scala - échelle - escala 1:2

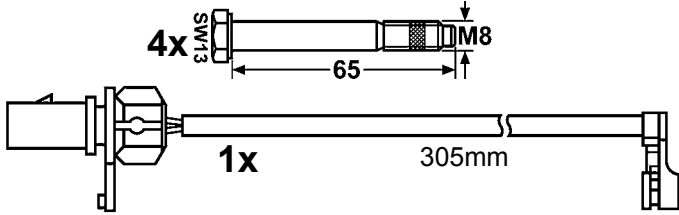
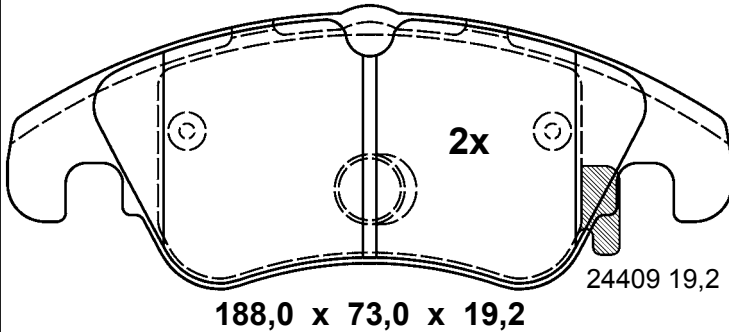
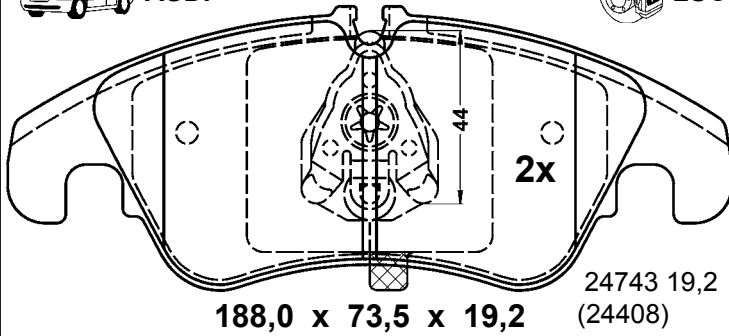
13.0460-2746.2 602746



AUDI



LUC



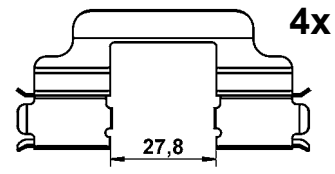
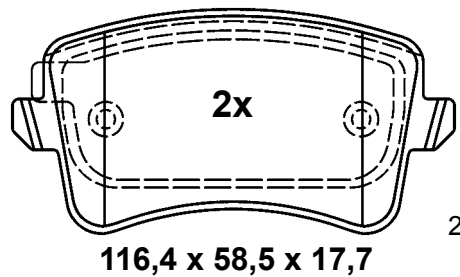
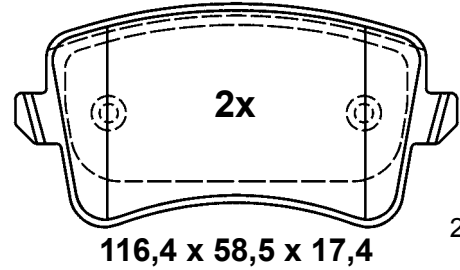
13.0460-2748.2 602748



AUDI



LUC



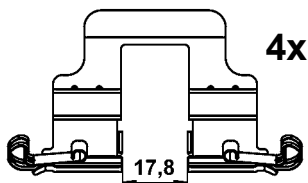

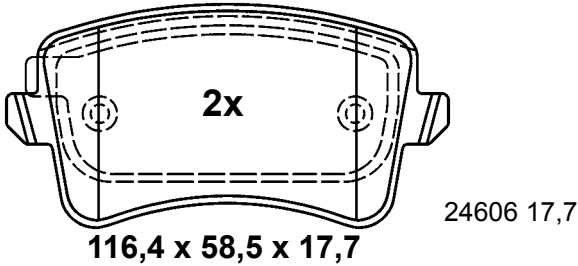
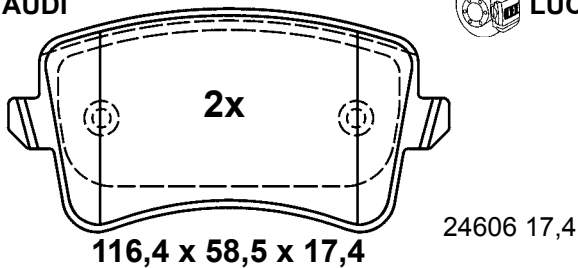
13.0460-2747.2 602747



AUDI



LUC



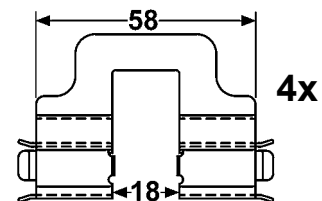
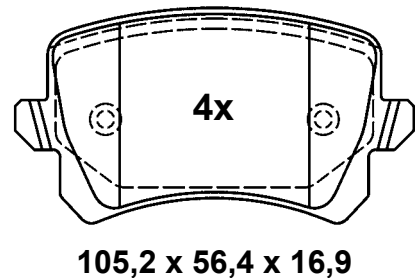
13.0460-2749.2 602749



AUDI, SEAT, VOLKSWAGEN



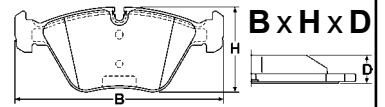
LUC



Abbildungen Scheibenbremsbeläge

Illustrations disc brake pads - Illustrazioni pastiglie freno -

Illustrations plaquettes de frein - Ilustraciones pastillas de freno



Maßstab - scale - scala - échelle - escala 1:2

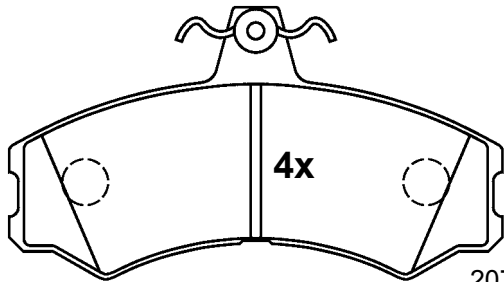
13.0460-2750.2 602750



IVECO



LUC



20741 15,0

129,9 x 71,0 x 15,0

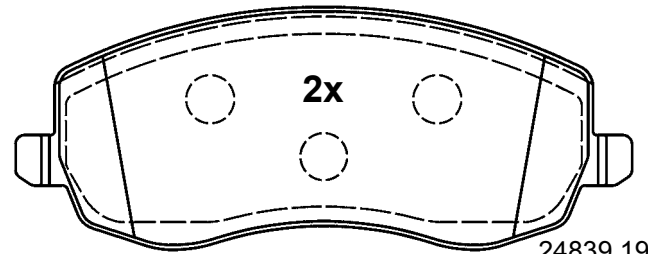
13.0460-2752.2 602752



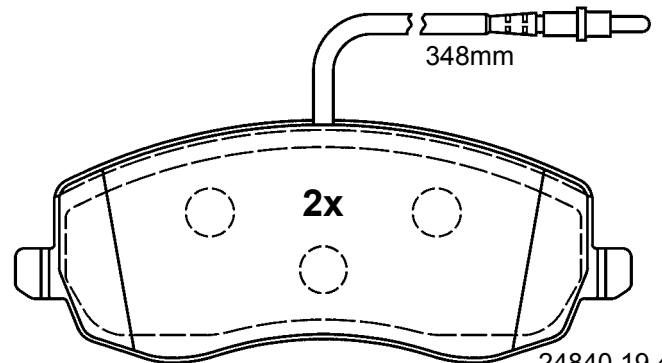
CITROEN, FIAT, LANCIA,
PEUGEOT



LUC



24839 19,4



24840 19,4

162,5 x 63,8 x 19,4

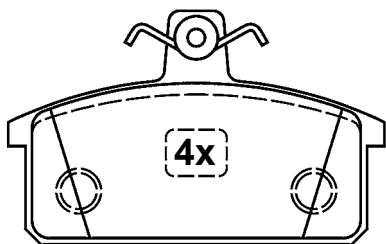
13.0460-2751.2 602751



IVECO



LUC

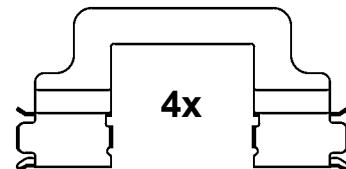


21418 15,5

99,9 x 61,0 x 15,5



4x
M8x21



4x

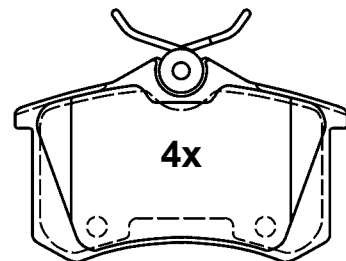
13.0460-2753.2 602753



RENAULT

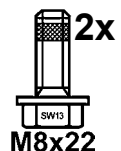


LUC

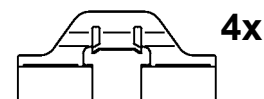


23554 16,0

87,2 x 53,0 x 16,0



2x
M8x22

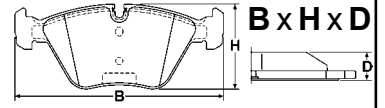


4x

Abbildungen Scheibenbremsbeläge

Illustrations disc brake pads - Illustrazioni pastiglie freno -

Illustrations plaquettes de frein - Ilustraciones pastillas de freno



Maßstab - scale - scala - échelle - escala 1:2

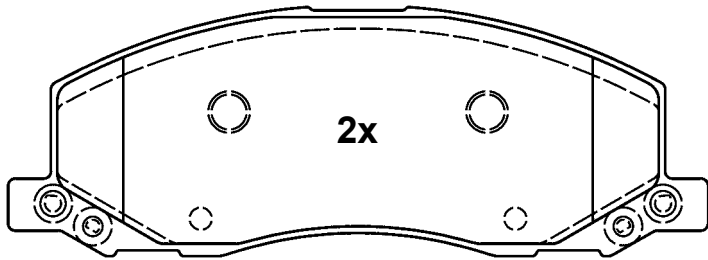
13.0460-2754.2 602754



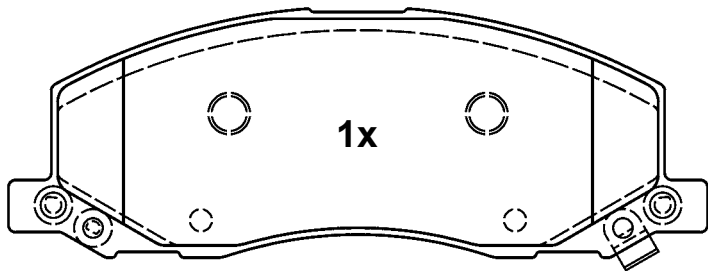
OPEL, SAAB, VAUXHALL



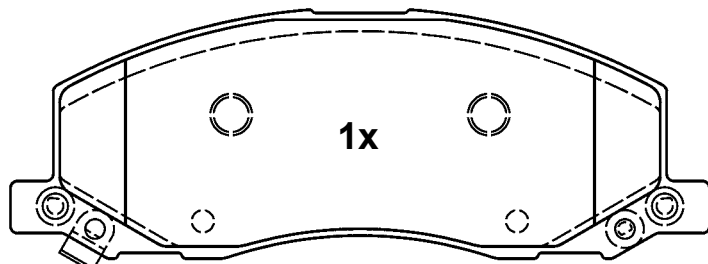
LUC



24418 17,0




24419 17,0



24410 17,0

184,5 x 65,4 x 17,0



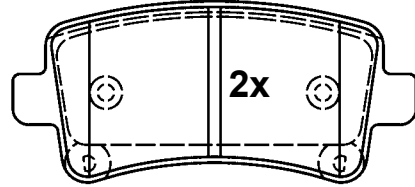
13.0460-2755.2 602755



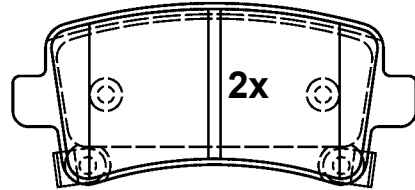
OPEL, VAUXHALL



LUC

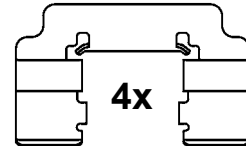


24421 17,2



24422 17,2

106,3 x 47,1 x 17,2



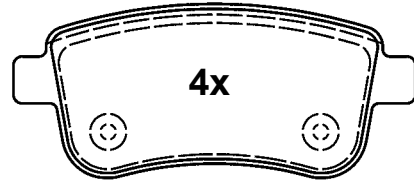
13.0460-2756.2 602756



RENAULT

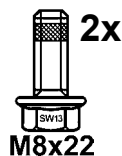


LUC

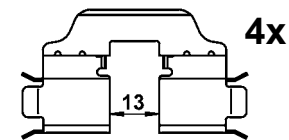


24820 16,1

106,3 x 45,3 x 16,1



M8x22



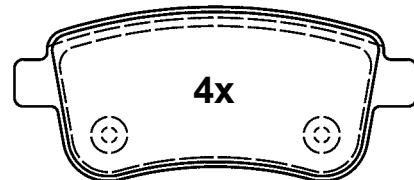
13.0460-2757.2 602757



RENAULT

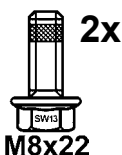


LUC

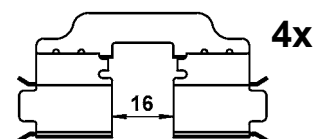


24820 16,1

106,3 x 45,3 x 16,1



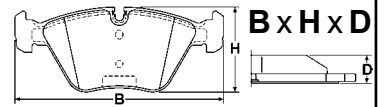
M8x22



Abbildungen Scheibenbremsbeläge

Illustrations disc brake pads - Illustrazioni pastiglie freno -

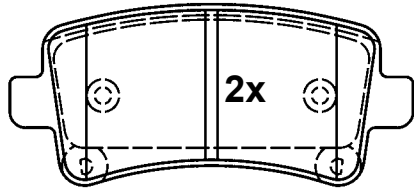
Illustrations plaquettes de frein - Ilustraciones pastillas de freno



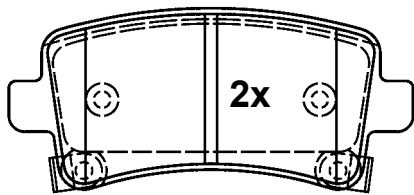
Maßstab - scale - scala - échelle - escala 1:2

13.0460-2758.2 602758

OPEL, VAUXHALL

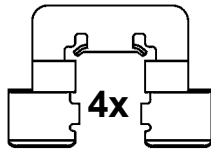


24421 17,2



24422 17,2

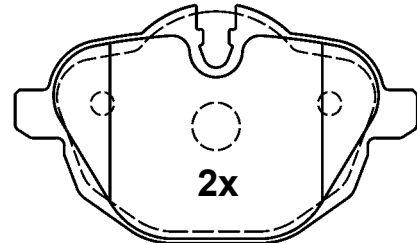
106,3 x 47,1 x 17,2



4x

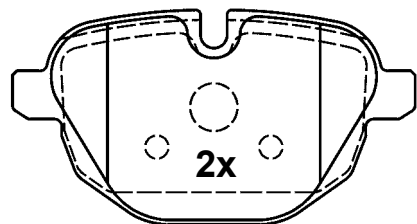
13.0460-2760.2 602760

BMW



24561 17,7

106,0 x 63,2 x 17,7



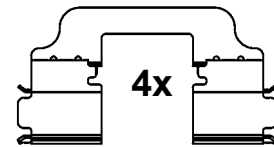
24562 17,7

106,0 x 56,2 x 17,7



4x

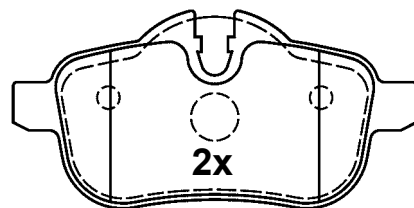
M8x21



4x

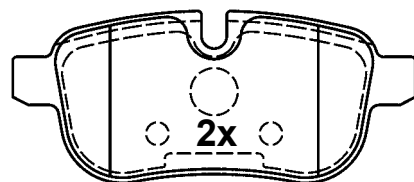
13.0460-2759.2 602759

BMW



24559 17,8

106,0 x 52,3 x 17,8



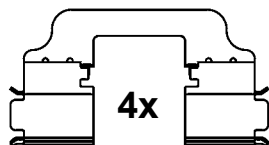
24560 17,8

106,0 x 45,1 x 17,8



4x

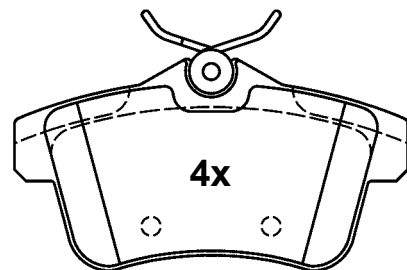
M8x21



4x

13.0460-2761.2 602761

CITROEN, PEUGEOT



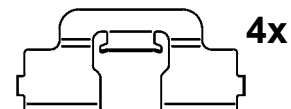
24922 17,5

103,8 x 55,6 x 17,5



4x

M8x22

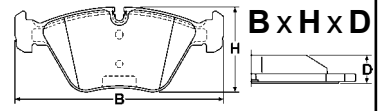


4x

Abbildungen Scheibenbremsbeläge

Illustrations disc brake pads - Illustrazioni pastiglie freno -

Illustrations plaquettes de frein - Ilustraciones pastillas de freno



Maßstab - scale - scala - échelle - escala 1:2

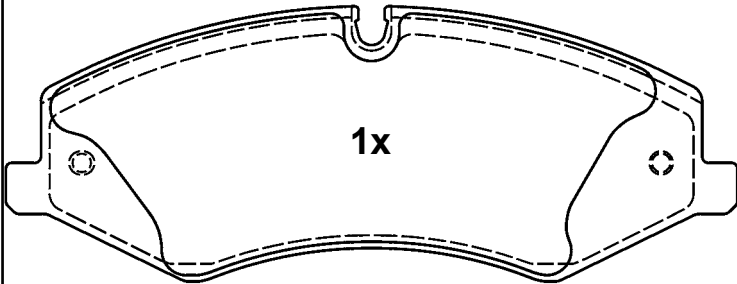
13.0460-2762.2 602762



LAND ROVER

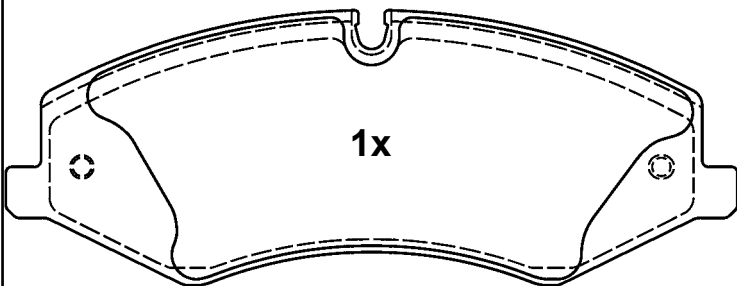


LUC



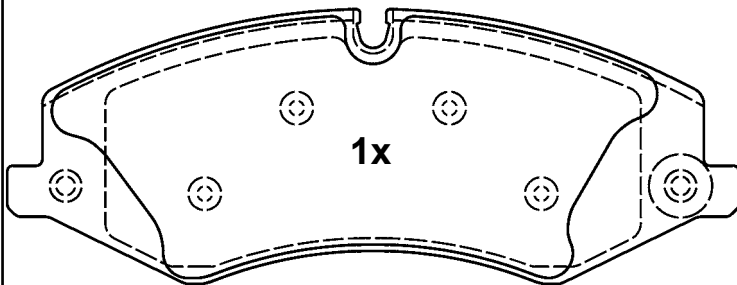
1x

24021 18,5



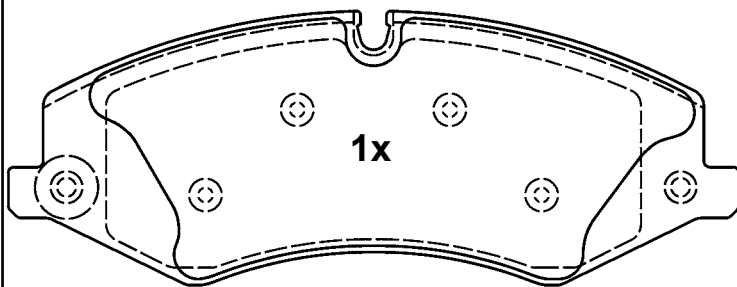
1x

24022 18,5



1x

24203 18,5



1x

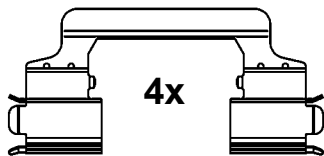
24204 18,5

192,7 x 72,2 x 18,5



4x

M8x21



4x

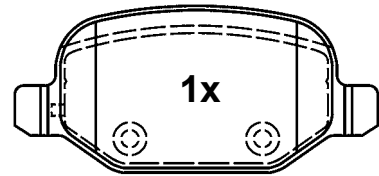
13.0460-2763.2 602763



ALFA ROMEO

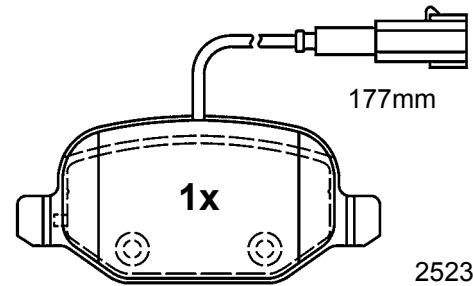


LUC



1x

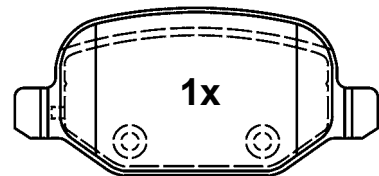
23661 17,2



177mm

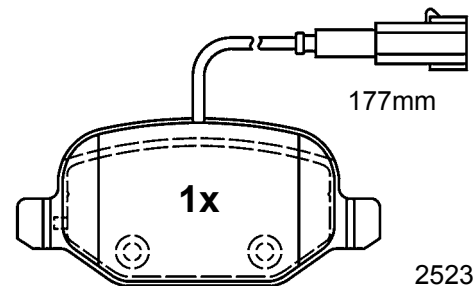
1x

25237 17,2



1x

23661 17,2



177mm

1x

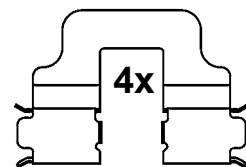
25237 17,2

95,5 x 43,9 x 17,2



4x

M8x22

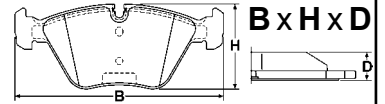


4x

Abbildungen Scheibenbremsbeläge

Illustrations disc brake pads - Illustrazioni pastiglie freno -

Illustrations plaquettes de frein - Ilustraciones pastillas de freno



Maßstab - scale - scala - échelle - escala 1:2

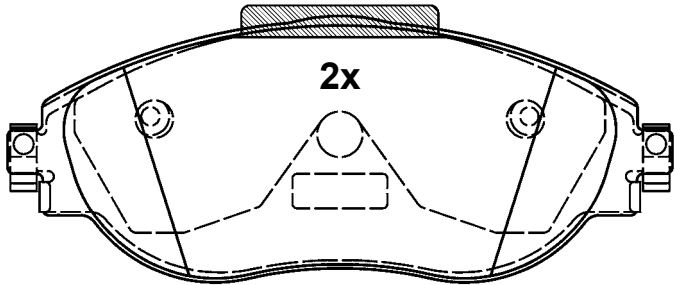
13.0460-2764.2 602764



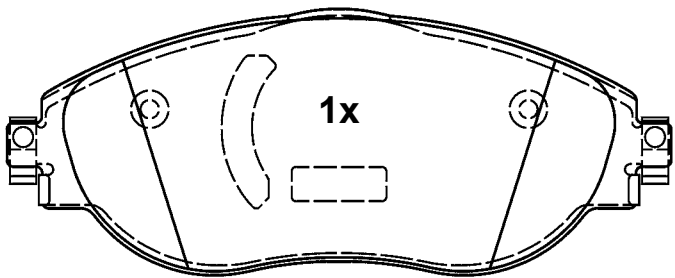
AUDI, SEAT, VOLKSWAGEN



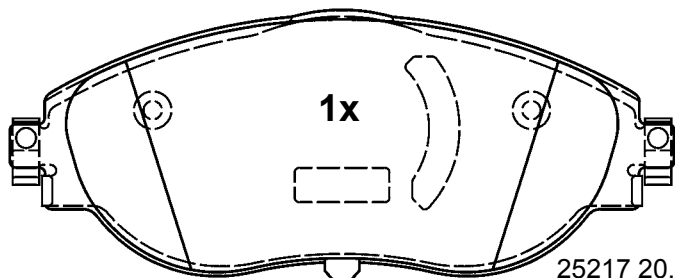
LUC



24738 20,0



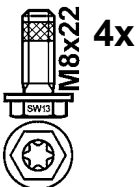
24738 20,0



25217 20,0

185mm

175,0 x 70,0 x 20,0



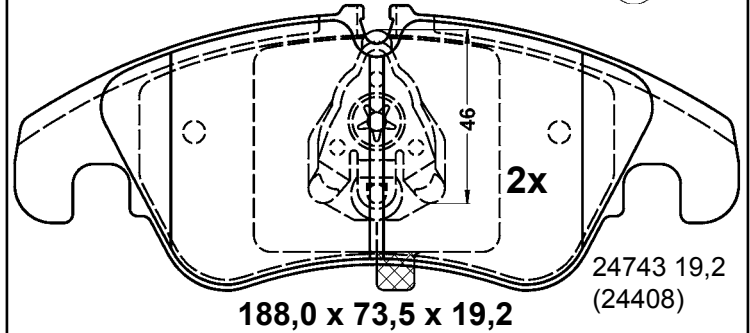
13.0460-2765.2 602765



AUDI

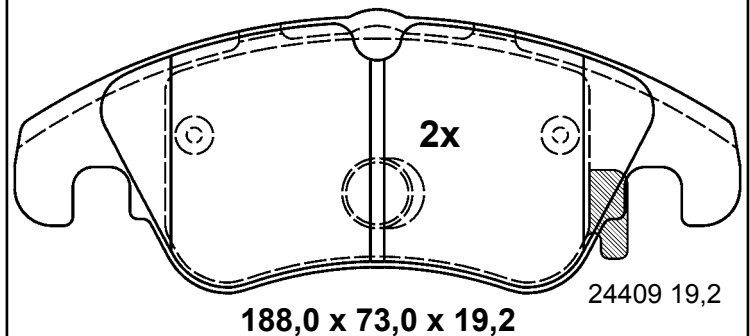


LUC



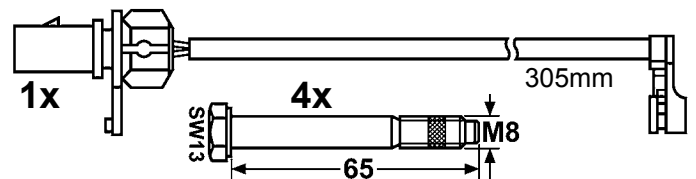
24743 19,2
(24408)

188,0 x 73,5 x 19,2



24409 19,2

188,0 x 73,0 x 19,2



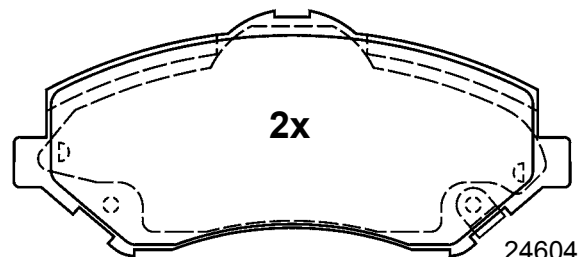
13.0460-2766.2 602766



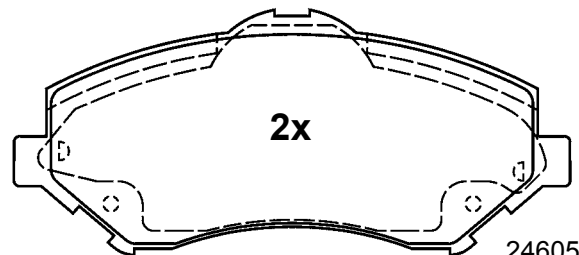
CHRYSLER, FIAT



BOS



24604 18,7



24605 18,7

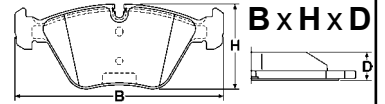
146,6 x 64,3 x 18,7



Abbildungen Scheibenbremsbeläge

Illustrations disc brake pads - Illustrazioni pastiglie freno -

Illustrations plaquettes de frein - Ilustraciones pastillas de freno



Maßstab - scale - scala - échelle - escala 1:2

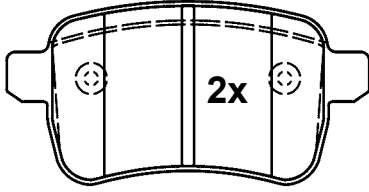
13.0460-2767.2 602767



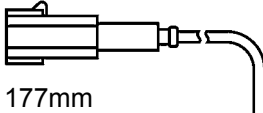
ALFA ROMEO



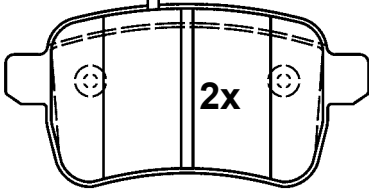
LUC



25156 17,4



177mm

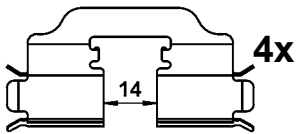


25157 17,4

95,6 x 48,1 x 17,4



M8x22



14

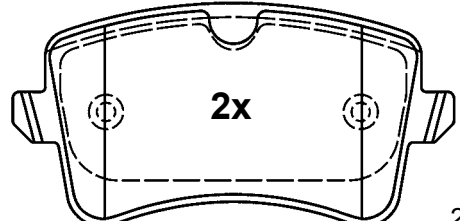
13.0460-2769.2 602769



AUDI

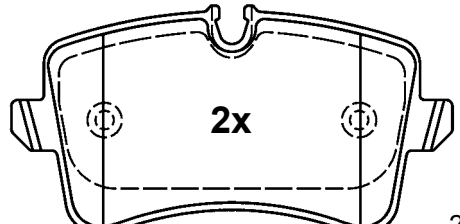


LUC



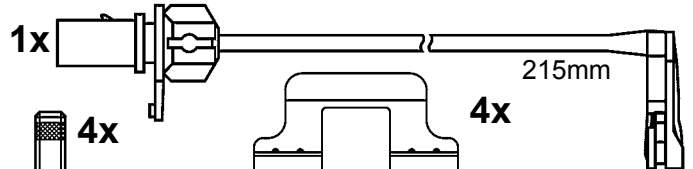
24606 17,4

116,4 x 58,5 x 17,4



25214 17,4

116,4 x 59,8 x 17,4

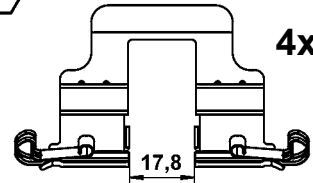


1x

215mm



M8x21



17,8

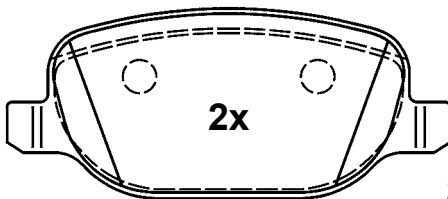
13.0460-2768.2 602768



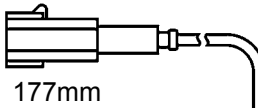
ALFA ROMEO



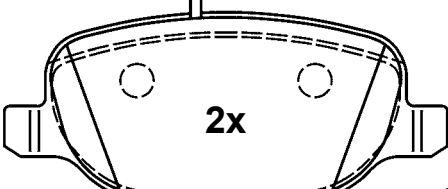
LUC



23811 17,7



177mm

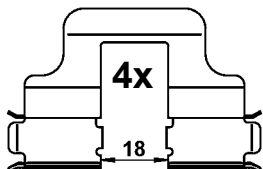


24788 17,7

116,8 x 49,8 x 17,7



M8x22



18

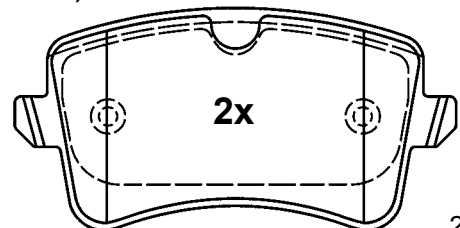
13.0460-2770.2 602770



AUDI, PORSCHE

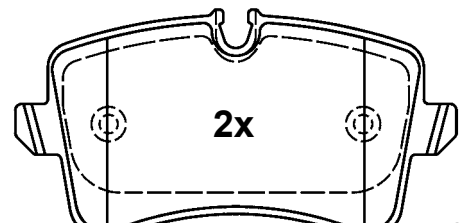


LUC



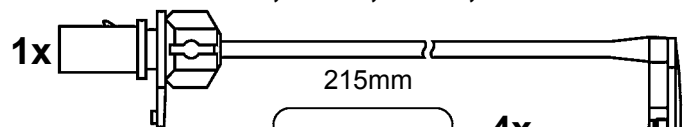
24606 17,4

116,4 x 58,5 x 17,4



25214 17,4

116,4 x 59,8 x 17,4

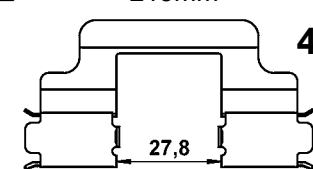


1x

215mm



M8x21

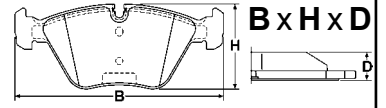


27,8

Abbildungen Scheibenbremsbeläge

Illustrations disc brake pads - Illustrazioni pastiglie freno -

Illustrations plaquettes de frein - Ilustraciones pastillas de freno



Maßstab - scale - scala - échelle - escala 1:2

13.0460-2772.2 602772

13.0460-2773.2 602773



KIA



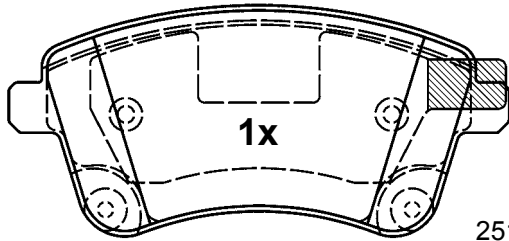
LUC



AUDI

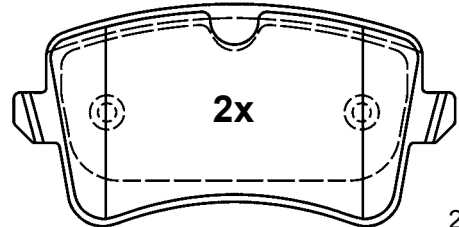


LUC



1x

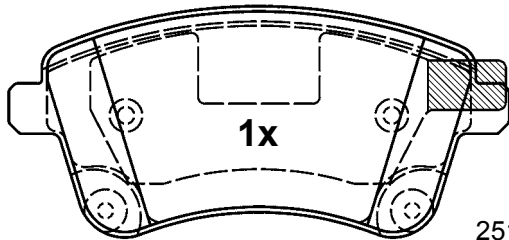
25184 19,4



2x

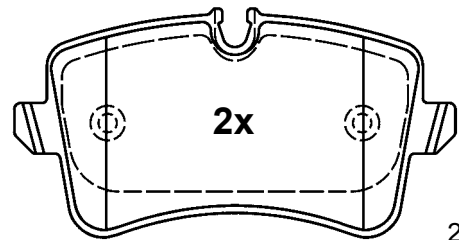
24606 17,4

116,4 x 58,5 x 17,4



1x

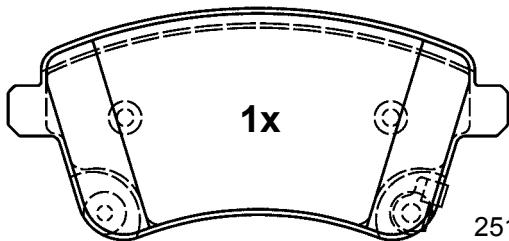
25184 19,4



2x

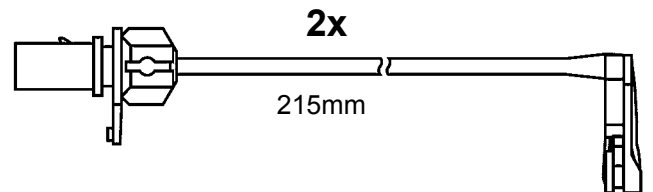
25214 17,4

116,4 x 59,8 x 17,4



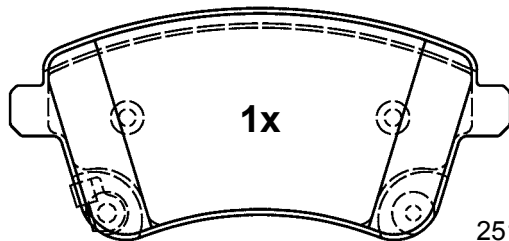
1x

25185 19,4



2x

215mm



1x

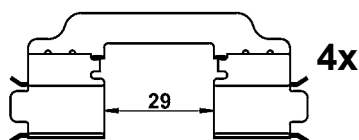
25186 19,4

131,6 x 60,6 x 19,4



4x

M8x21



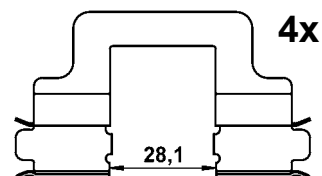
4x

29



4x

M8x21



4x

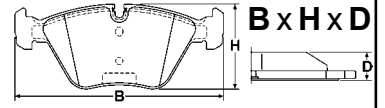
28,1



Abbildungen Scheibenbremsbeläge

Illustrations disc brake pads - Illustrazioni pastiglie freno -

Illustrations plaquettes de frein - Ilustraciones pastillas de freno



Maßstab - scale - scala - échelle - escala 1:2

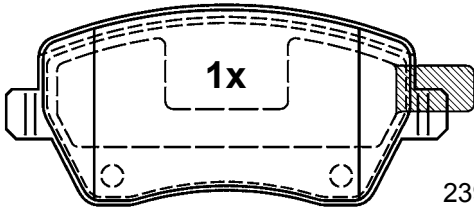
13.0460-2774.2 602774



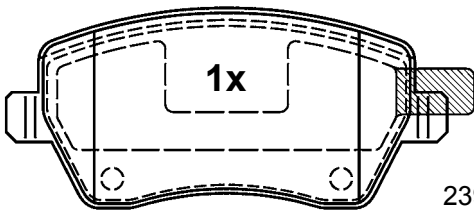
NISSAN



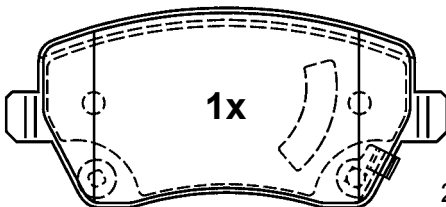
LUC



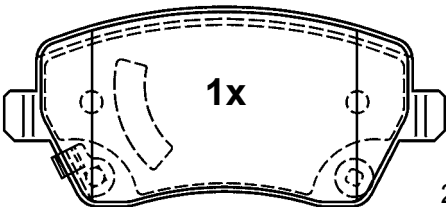
23973 17,4



23973 17,4



24403 17,4



24403 17,4

116,3 x 52,4 x 17,4

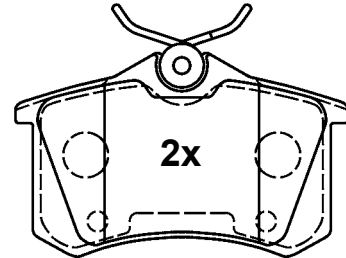
13.0460-2775.2 602775



CITROEN

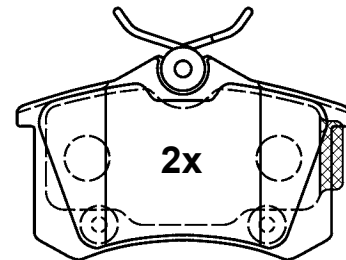


LUC



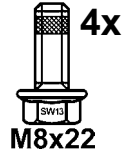
23554 17,2

87,2 x 53,0 x 17,2



23554 16,3

87,2 x 53,0 x 16,3



M8x22



4x

15,5

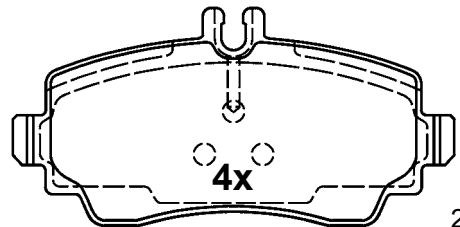
13.0460-2776.2 602776



MERCEDES BENZ

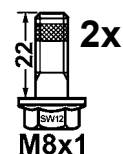


LUC

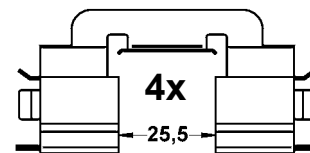


23070 17,0

116,5 x 57,1 x 17,0



M8x1



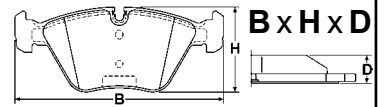
4x

25,5

Abbildungen Scheibenbremsbeläge

Illustrations disc brake pads - Illustrazioni pastiglie freno -

Illustrations plaquettes de frein - Ilustraciones pastillas de freno



Maßstab - scale - scala - échelle - escala 1:2

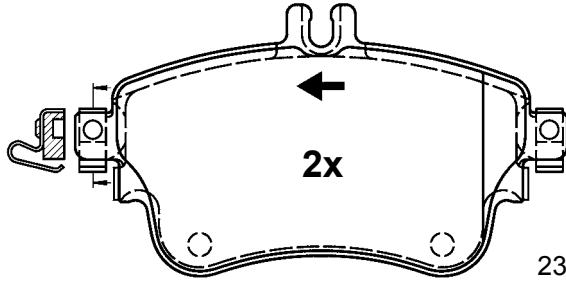
13.0460-2778.2 602778



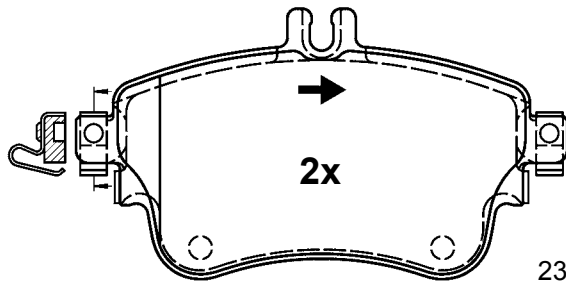
MERCEDES BENZ



LUC

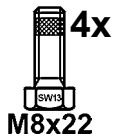


23526 19,3



23526 19,3

129,0 x 71,3 x 19,3



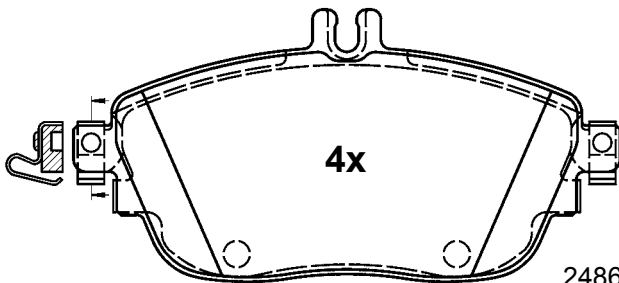
13.0460-2779.2 602779



MERCEDES BENZ



LUC



24869 19,3

144,0 x 71,6 x 19,3



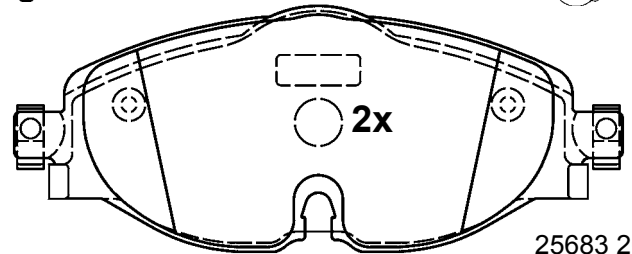
13.0460-2785.2 602785



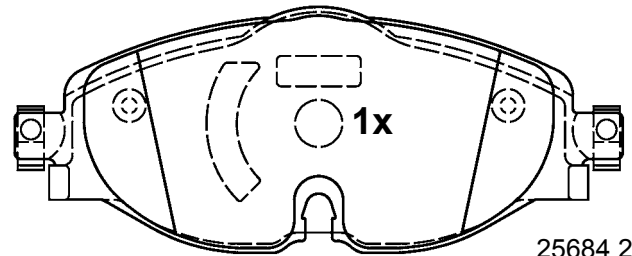
MERCEDES BENZ



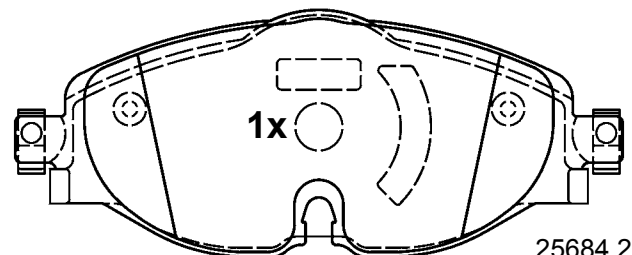
LUC



25683 20,4

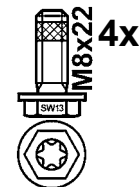


25684 20,4



25684 20,4

160,0 x 64,5 x 20,4



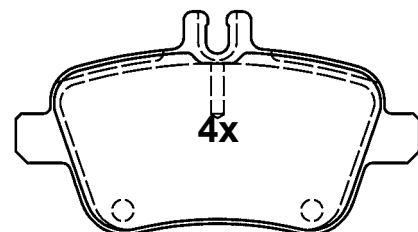
13.0460-2786.2 602786



MERCEDES BENZ

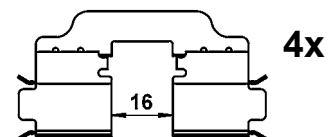
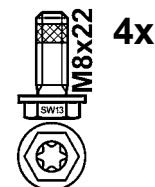


LUC



24848 18,3

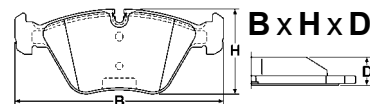
106,4 x 58,9 x 18,3



Abbildungen Scheibenbremsbeläge

Illustrations disc brake pads - Illustrazioni pastiglie freno -

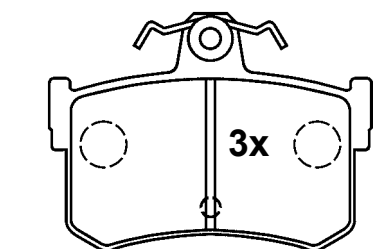
Illustrations plaquettes de frein - Ilustraciones pastillas de freno



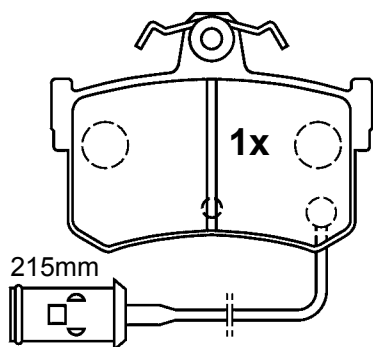
Maßstab - scale - scala - échelle - escala 1:2

13.0460-2800.2 602800

HONDA



20087 14,6

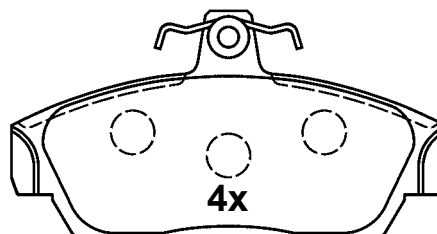


20091 14,6

85,1 x 62,2 x 14,6

13.0460-2804.2 602804

MG, ROVER

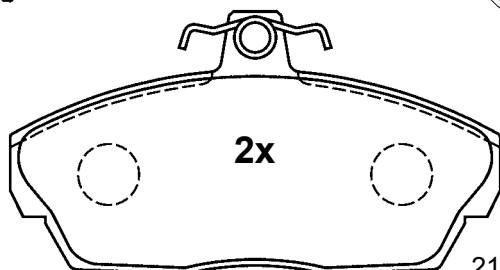


21518 17,0

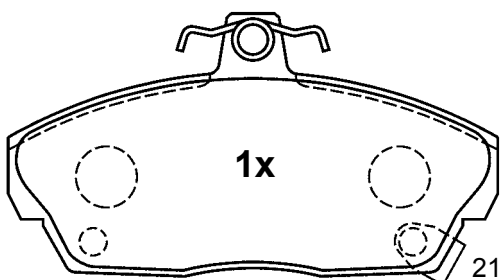
115,2 x 60,4 x 17,0

13.0460-2803.2 602803

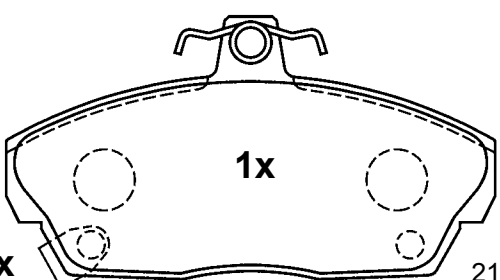
HONDA, MG, ROVER



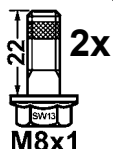
21515 17,5



21516 17,5



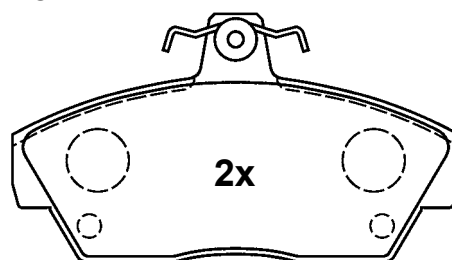
21517 17,5



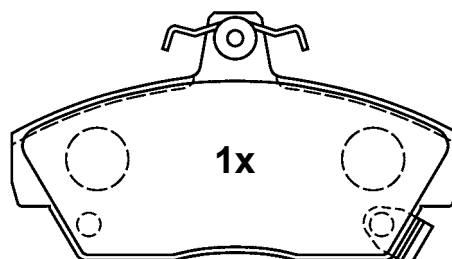
129,1 x 68,8 x 17,5

13.0460-2805.2 602805

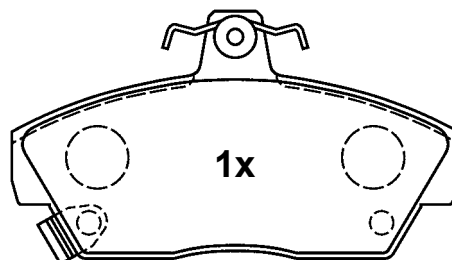
ROVER



21520 17,5



21521 17,5



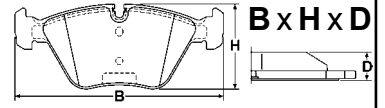
21522 17,5

117,5 x 65,6 x 17,5

Abbildungen Scheibenbremsbeläge

Illustrations disc brake pads - Illustrazioni pastiglie freno -

Illustrations plaquettes de frein - Ilustraciones pastillas de freno



Maßstab - scale - scala - échelle - escala 1:2

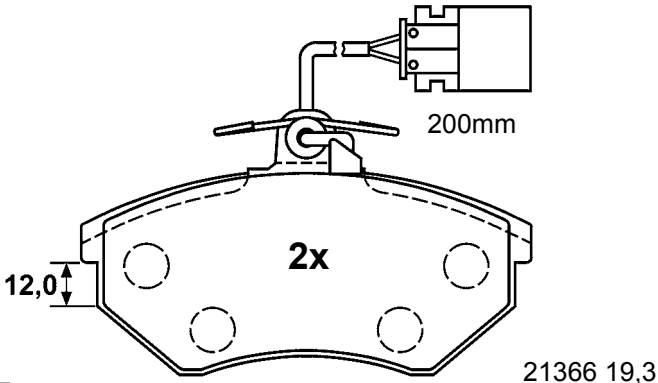
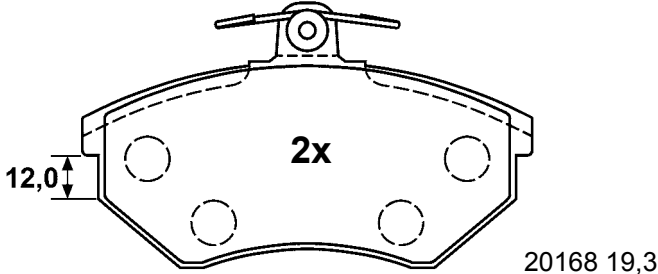
13.0460-2806.2 602806



VOLKSWAGEN



LUC



119,0 x 69,5 x 19,3

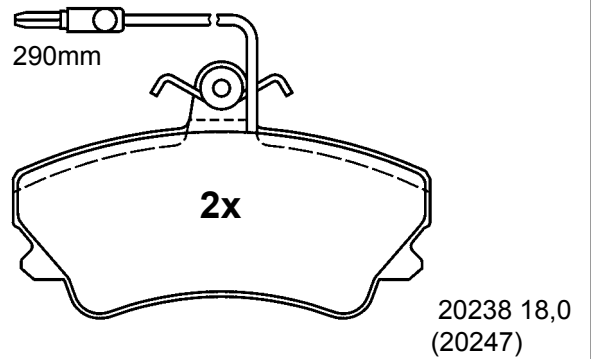
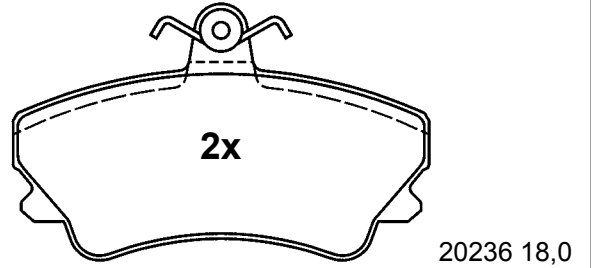
13.0460-2810.2 602810



RENAULT



LUC



110,0 x 67,5 18,0

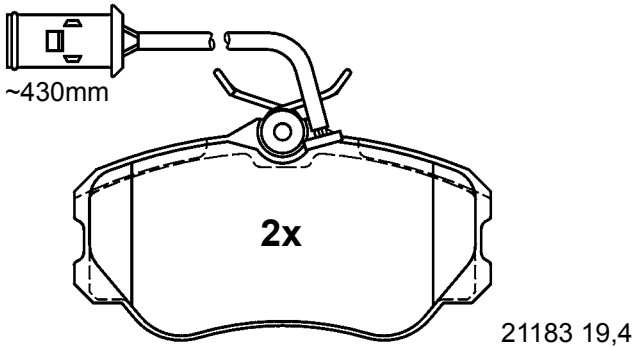
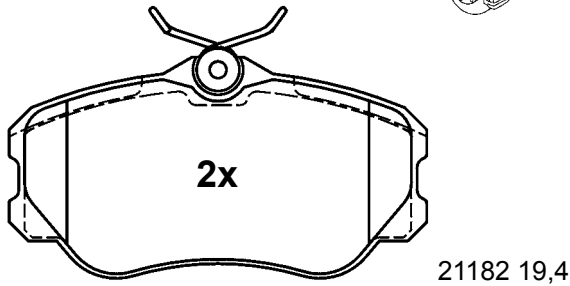
13.0460-2809.2 602809



ALFA ROMEO



LUC



110,0 x 58,5 x 19,4

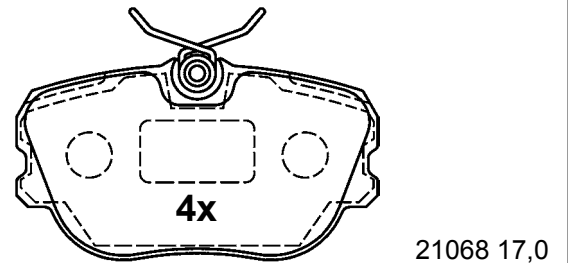
13.0460-2811.2 602811



SAAB



LUC

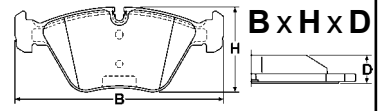


94,8 x 52,6 x 17,0

Abbildungen Scheibenbremsbeläge

Illustrations disc brake pads - Illustrazioni pastiglie freno -

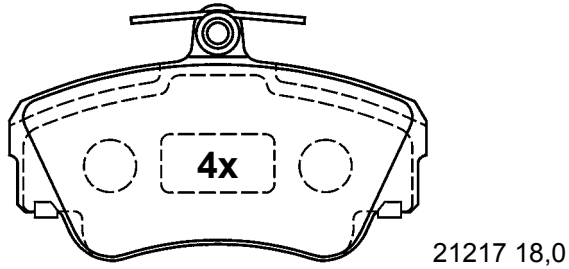
Illustrations plaquettes de frein - Ilustraciones pastillas de freno



Maßstab - scale - scala - échelle - escala 1:2

13.0460-2812.2 602812

VOLVO

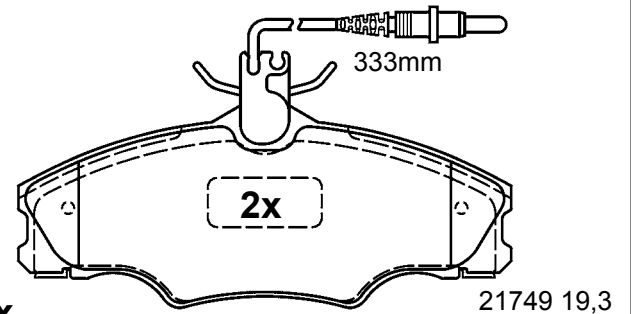
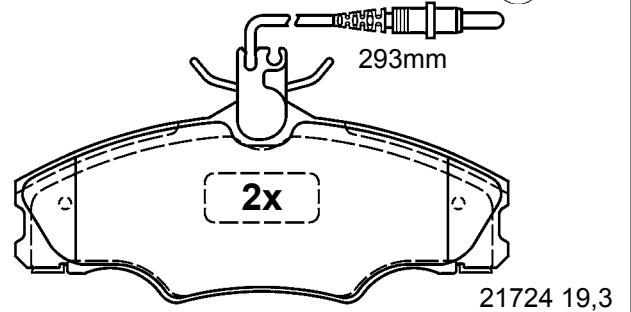


109,9 x 67,5 x 18,0



13.0460-2816.2 602816

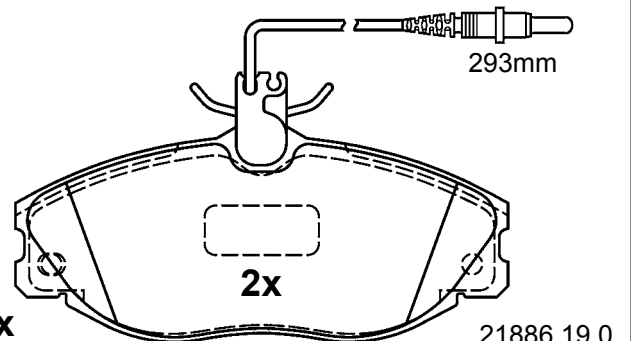
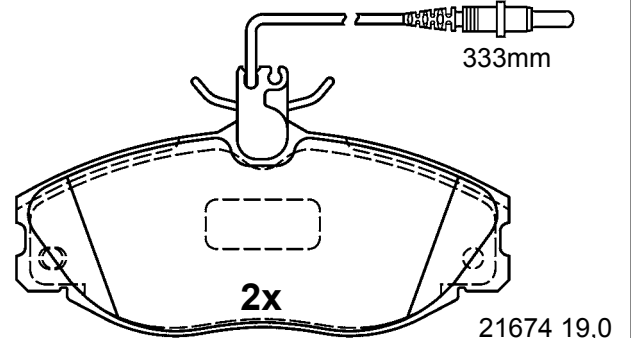
PEUGEOT



130,0 x 52,8 x 19,3

13.0460-2817.2 602817

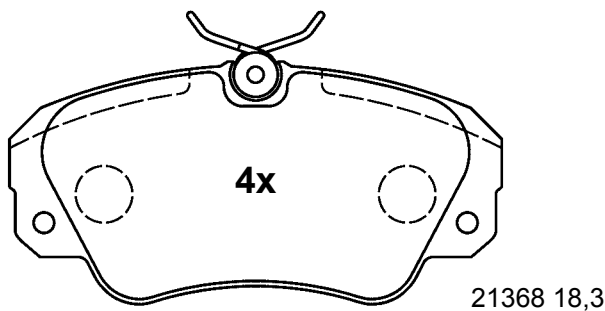
CITROEN, PEUGEOT



129,9 x 56,4 x 19,0

13.0460-2815.2 602815

OPEL, VAUXHALL



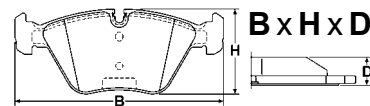
129,9 x 63,8 x 18,3



Abbildungen Scheibenbremsbeläge

Illustrations disc brake pads - Illustrazioni pastiglie freno -

Illustrations plaquettes de frein - Ilustraciones pastillas de freno



Maßstab - scale - scala - échelle - escala 1:2

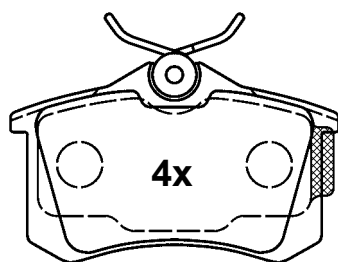
13.0460-2819.2 602819



CITROEN, FIAT, FORD, LANCIA
PEUGEOT, SEAT, VOLKSWAGEN



LUC



20961 17,6

87,6 x 52,9 x 17,6



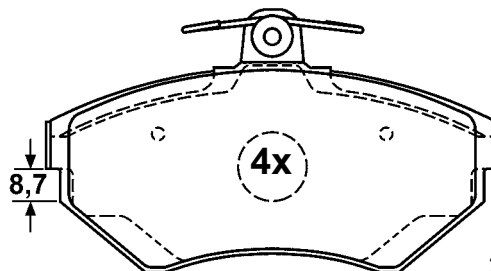
13.0460-2821.2 602821



EAT, VOLKSWAGEN



LUC



21945 16,0

119,1 x 69,5 x 16,0



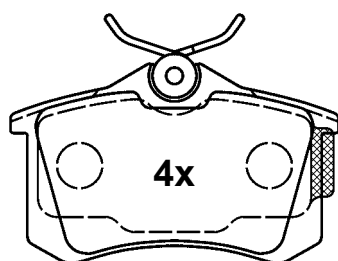
13.0460-2820.2 602820



AUDI, SEAT, SKODA
VOLKSWAGEN

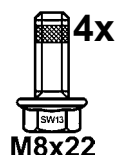


LUC



20961 17,6

87,6 x 52,9 x 17,6



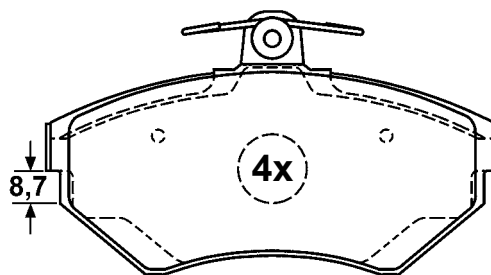
13.0460-2822.2 602822



SEAT, VOLKSWAGEN



LUC



21945 19,6

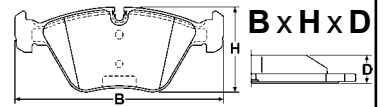
119,1 x 69,5 x 19,6



Abbildungen Scheibenbremsbeläge

Illustrations disc brake pads - Illustrazioni pastiglie freno -

Illustrations plaquettes de frein - Ilustraciones pastillas de freno



Maßstab - scale - scala - échelle - escala 1:2

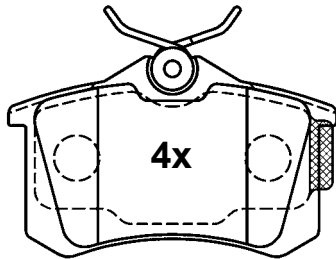
13.0460-2823.2 602823



CITROEN, PEUGEOT

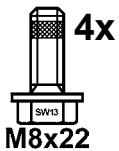


LUC



23554 17,2

86,8 x 52,9 x 17,2



M8x22

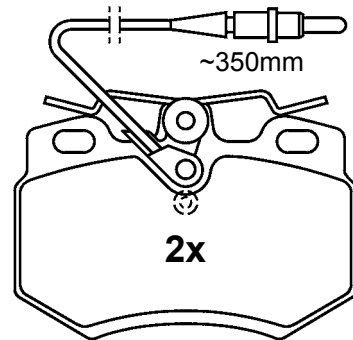
13.0460-2825.2 602825



CITROEN



LUC



21616 17,7

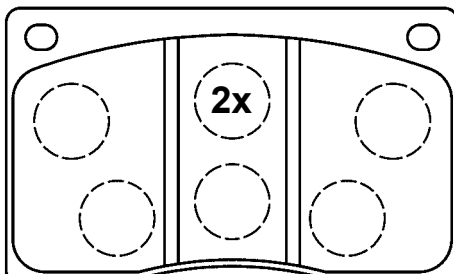
13.0460-2824.2 602824



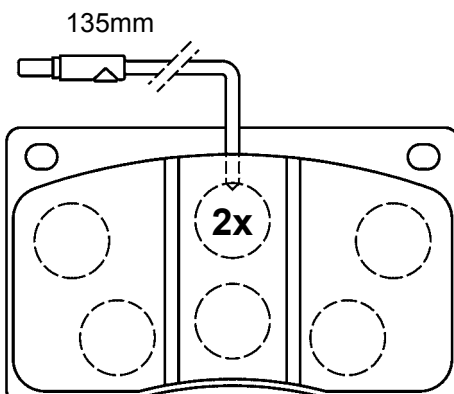
RENAULT



LUC

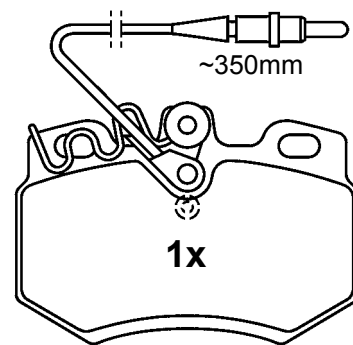


20380 15,6

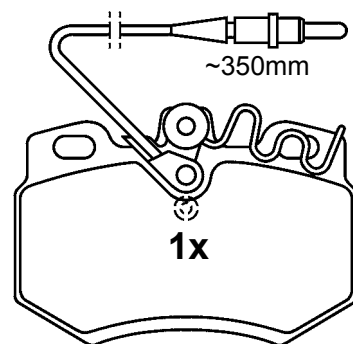


21110 15,6

119,7 x 71,0 x 15,6



21614 17,7



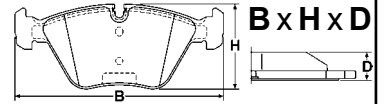
21615 17,7

89,9 x 62,9 x 17,7

Abbildungen Scheibenbremsbeläge

Illustrations disc brake pads - Illustrazioni pastiglie freno -

Illustrations plaquettes de frein - Ilustraciones pastillas de freno



Maßstab - scale - scala - échelle - escala 1:2

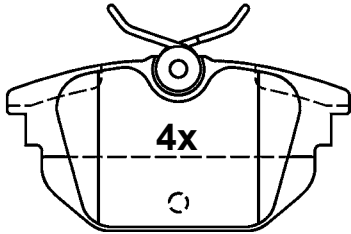
13.0460-2826.2 602826



ALFA ROMEO, FIAT, LANCIA



LUC



23177 14,2

87,0 x 44,6 x 14,2



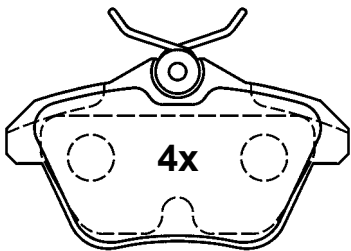
13.0460-2827.2 602827



ALFA ROMEO, LANCIA



LUC



21606 16,7

89,8 x 49,9 x 16,7



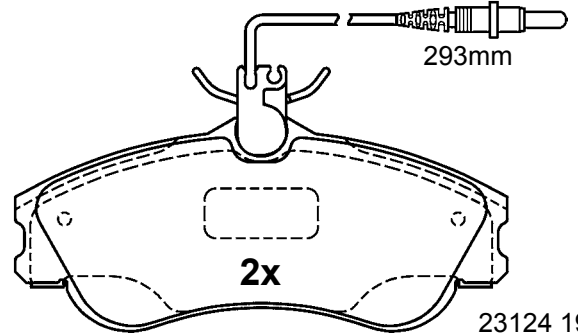
13.0460-2829.2 602829



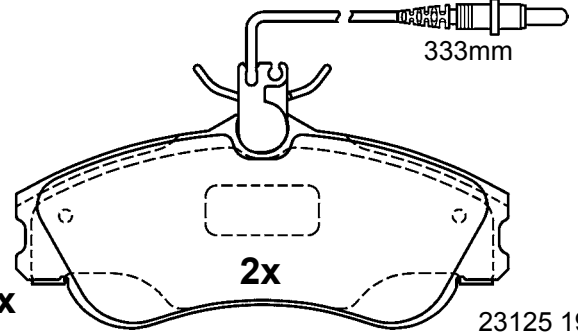
CITROEN, PEUGEOT



LUC



23124 19,0



23125 19,0



M8x21

129,9 x 56,2 x 19,0

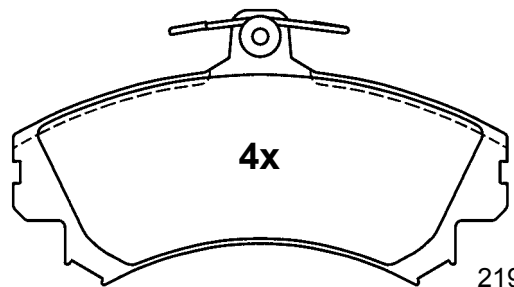
13.0460-2830.2 602830



MITSUBISHI, VOLVO

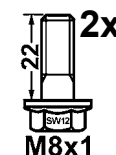
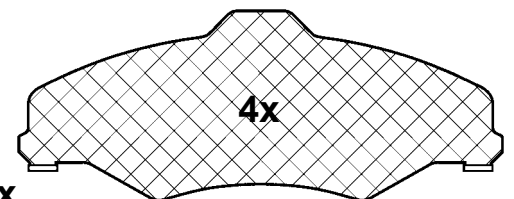


LUC

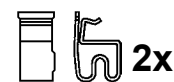


21920 14,6

129,9 x 72,7 x 14,6



M8x1



2x

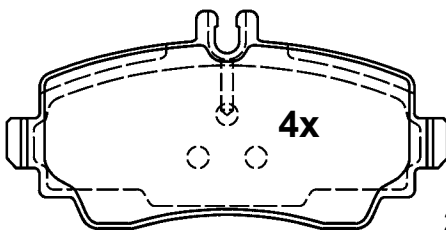
13.0460-2828.2 602828



MERCEDES BENZ

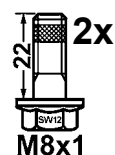


LUC



23070 19,5

116,5 x 57,1 x 19,5



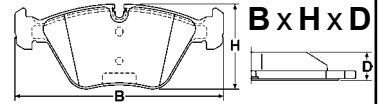
M8x1



Abbildungen Scheibenbremsbeläge

Illustrations disc brake pads - Illustrazioni pastiglie freno -

Illustrations plaquettes de frein - Ilustraciones pastillas de freno

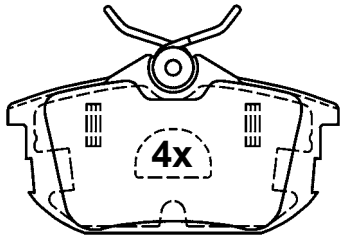


Maßstab - scale - scala - échelle - escala 1:2

13.0460-2831.2 602831



MITSUBISHI, VOLVO



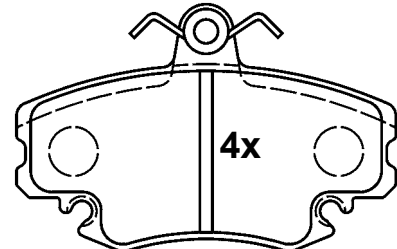
87,0 x 47,0 x 15,2

21861 15,2

13.0460-2834.2 602834

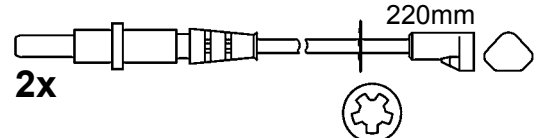


DACIA, RENAULT



99,9 x 64,9 x 18,0

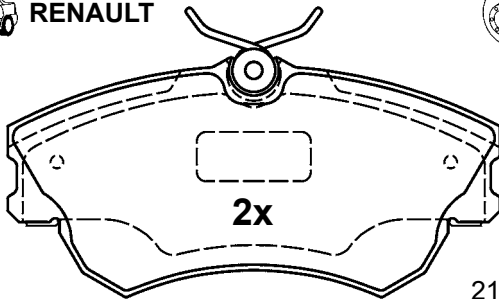
21463 18,0



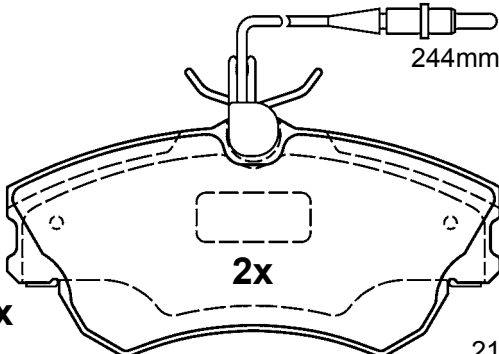
13.0460-2832.2 602832



RENAULT



21888 18,1



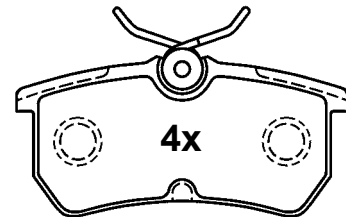
129,8 x 63,0 x 18,1

21889 18,1

13.0460-2835.2 602835



FORD



23353 14,8

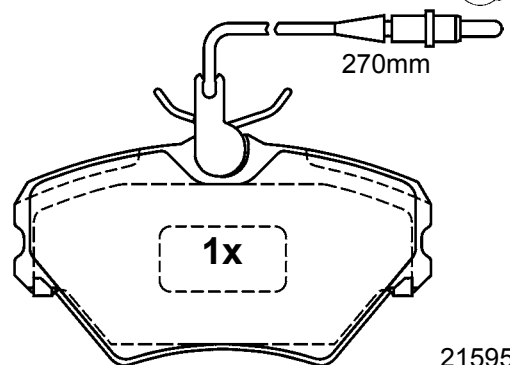


87,5 x 42,4 x 14,8

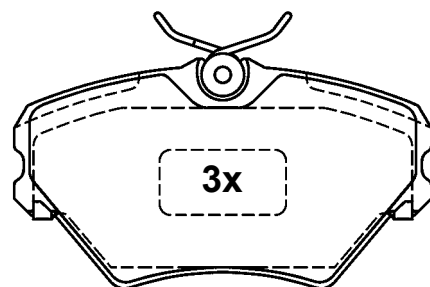
13.0460-2836.2 602836



RENAULT



21595 18,3



21596 18,3

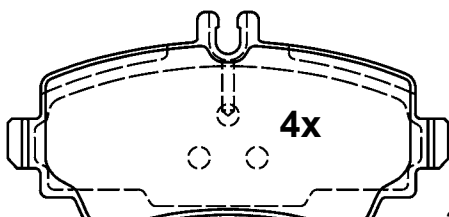


109,9 x 60,7 x 18,3

13.0460-2833.2 602833

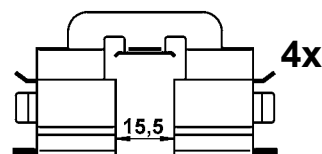
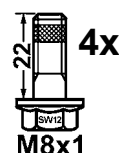


MERCEDES BENZ



23070 17,0

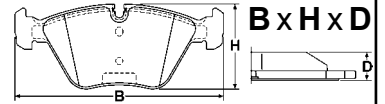
116,5 x 57,1 x 17,0



Abbildungen Scheibenbremsbeläge

Illustrations disc brake pads - Illustrazioni pastiglie freno -

Illustrations plaquettes de frein - Ilustraciones pastillas de freno



Maßstab - scale - scala - échelle - escala 1:2

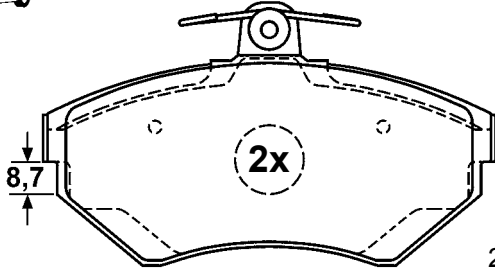
13.0460-2837.2 602837



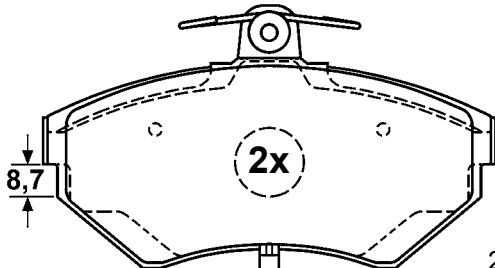
AUDI, SEAT, VOLKSWAGEN



LUC



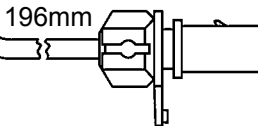
21945 19,6



23393 19,6



119,1 x 69,5 x 19,6



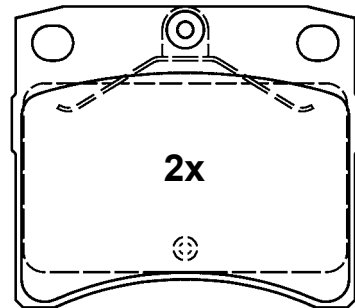
13.0460-2839.2 602839



VOLKSWAGEN

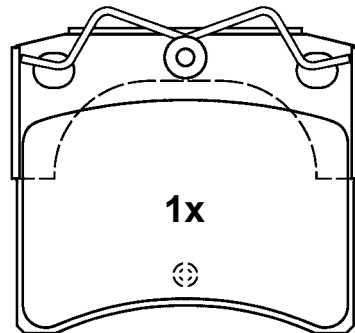


LUC



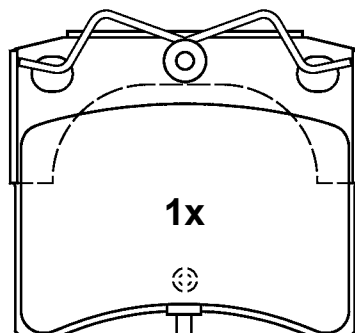
20651 18,3

91,5 x 80,0 x 18,3



21635 18,7

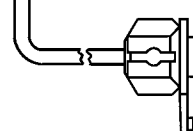
91,7 x 80,0 x 18,7



23176 18,7

91,7 x 80,0 x 18,7

196mm



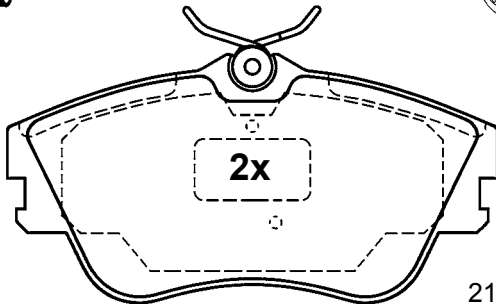
13.0460-2838.2 602838



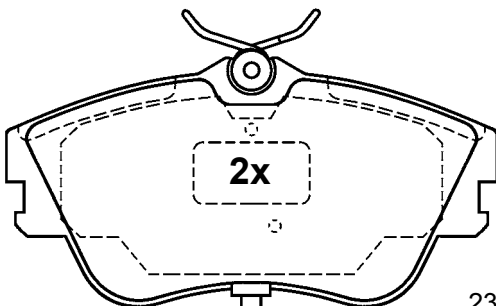
VOLKSWAGEN



LUC



21479 19,2

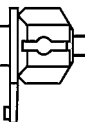


23445 19,2



129,9 x 65,2 x 19,2

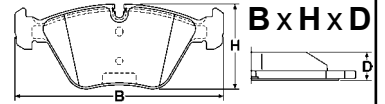
195mm



Abbildungen Scheibenbremsbeläge

Illustrations disc brake pads - Illustrazioni pastiglie freno -

Illustrations plaquettes de frein - Ilustraciones pastillas de freno

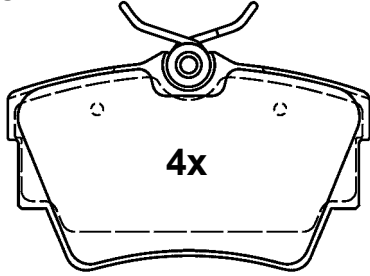


Maßstab - scale - scala - échelle - escala 1:2

13.0460-2840.2 602840



NISSAN, OPEL, RENAULT
VAUXHALL



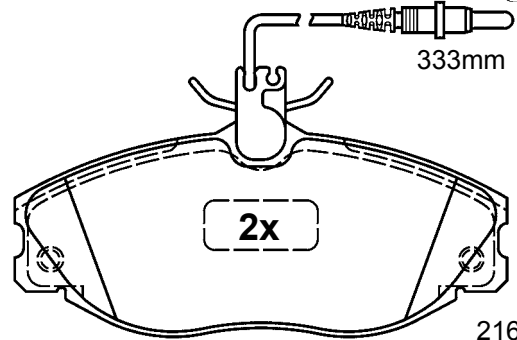
23980 16,5

94,4 x 57,2 x 16,5

13.0460-2844.2 602844



PEUGEOT

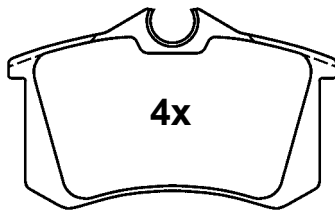


21674 19,4

13.0460-2842.2 602842

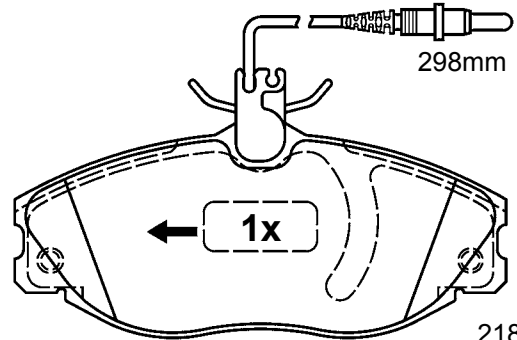


PEUGEOT



20961 15,2

86,8 x 52,9 x 15,2

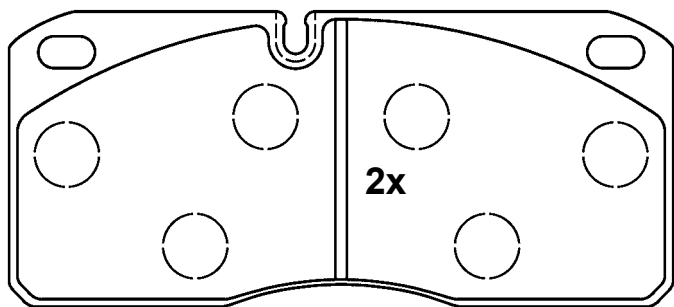


21886 19,4

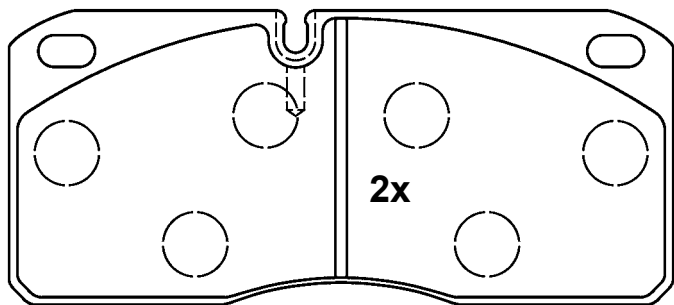
13.0460-2843.2 602843



IVECO

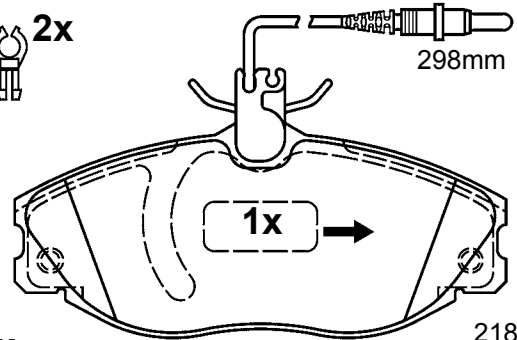


29067 22,3



29067 22,3

176,0 x 77,8 x 22,3



21886 19,4

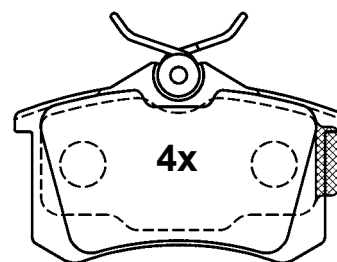
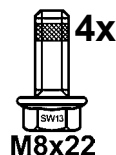
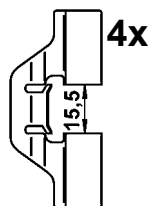


129,8 x 56,4 x 19,4

13.0460-2845.2 602845



RENAULT



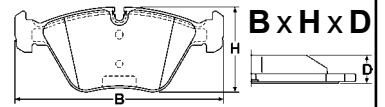
23554 16,4

86,8 x 52,9 x 16,4

Abbildungen Scheibenbremsbeläge

Illustrations disc brake pads - Illustrazioni pastiglie freno -

Illustrations plaquettes de frein - Ilustraciones pastillas de freno



Maßstab - scale - scala - échelle - escala 1:2

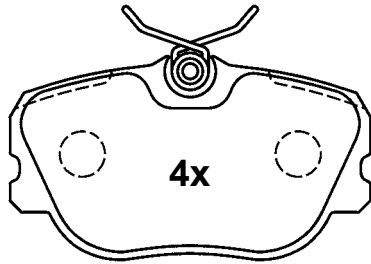
13.0460-2846.2 602846



VOLVO



LUC



4x

21010 15,8

95,0 x 52,3 x 15,8



M8x21

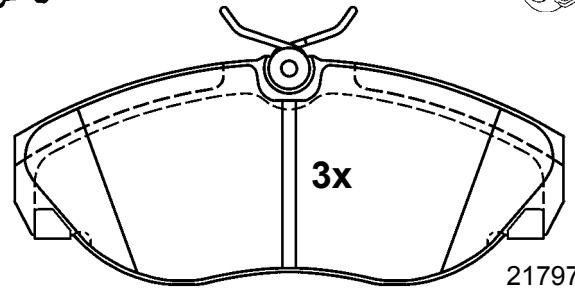
13.0460-2850.2 602850



CITROEN, FIAT, PEUGEOT

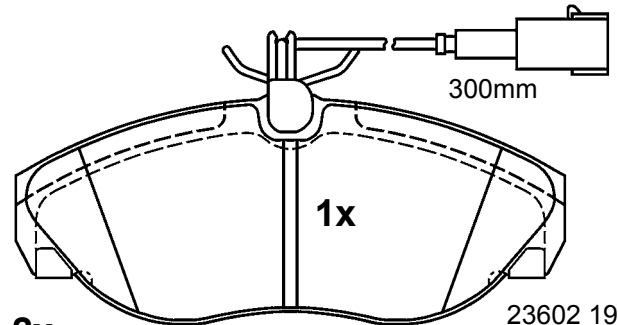


LUC



3x

21797 19,7



1x

300mm

23602 19,7



M8x21

144,8 x 60,8 x 19,7

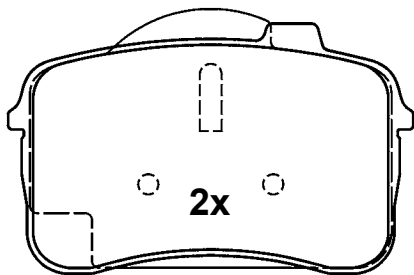
13.0460-2847.2 602847



AUDI



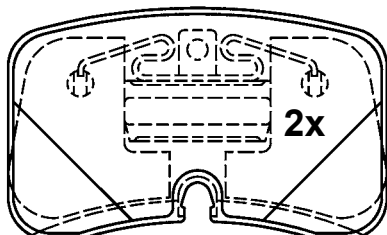
ATE



2x

21219 17,8

107,2 x 66,2 x 17,8



2x

21306 16,8

100,0 x 61,1 x 16,8

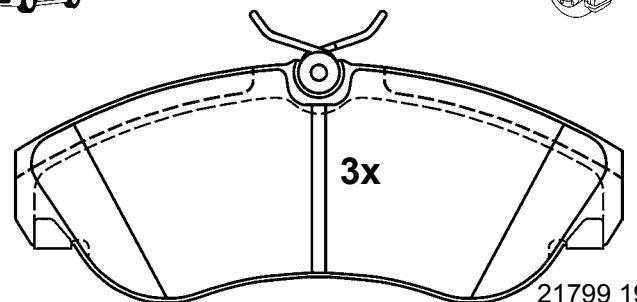
13.0460-2852.2 602852



CITROEN, FIAT, PEUGEOT

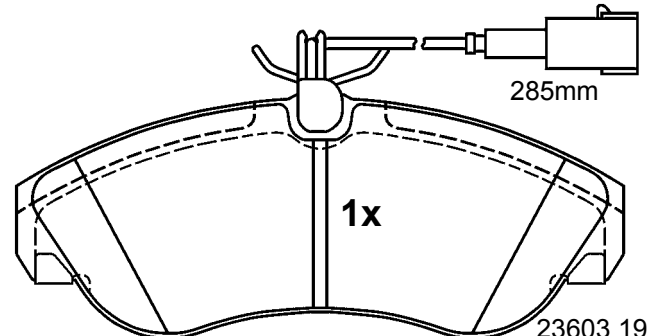


LUC



3x

21799 19,7



1x

285mm

23603 19,7



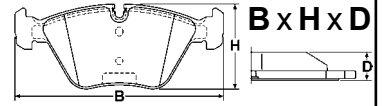
M8x21

159,8 x 64,1 x 19,7

Abbildungen Scheibenbremsbeläge

Illustrations disc brake pads - Illustrazioni pastiglie freno -

Illustrations plaquettes de frein - Ilustraciones pastillas de freno



Maßstab - scale - scala - échelle - escala 1:2

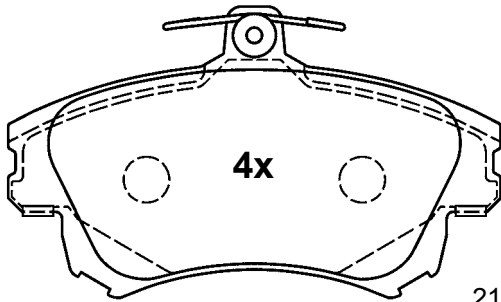
13.0460-2853.2 602853



MITSUBISHI, SMART, VOLVO

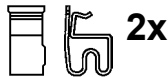



LUC



21983 17,2

129,9 x 76,7 x 17,2



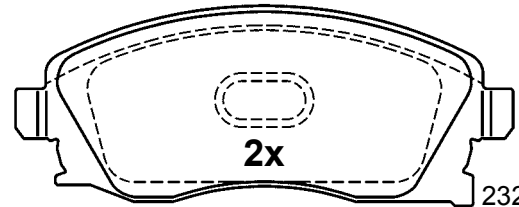
13.0460-2857.2 602857



OPEL, VAUXHALL

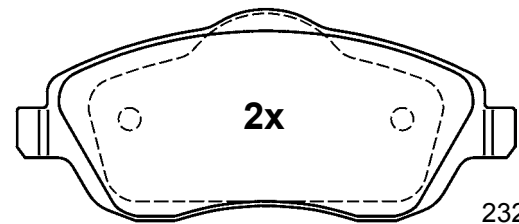


LUC



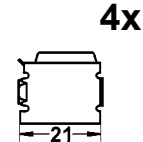
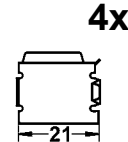
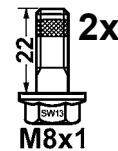
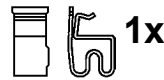
23225 17,0

131,5 x 52,3 x 17,0



23226 17,0

131,5 x 55,4 x 17,0



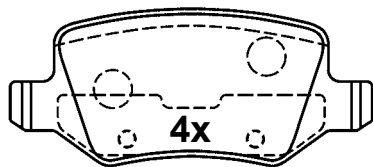
13.0460-2855.2 602855



MERCEDES BENZ

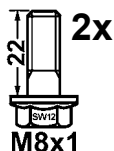


LUC



23138 14,6

95,7 x 41,3 x 14,6



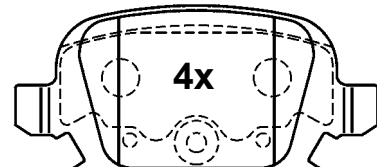
13.0460-2858.2 602858



OPEL, VAUXHALL



LUC



23284 14,0

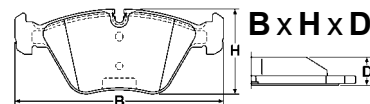
95,6 x 43,8 x 14,0



Abbildungen Scheibenbremsbeläge

Illustrations disc brake pads - Illustrazioni pastiglie freno -

Illustrations plaquettes de frein - Ilustraciones pastillas de freno



Maßstab - scale - scala - échelle - escala 1:2

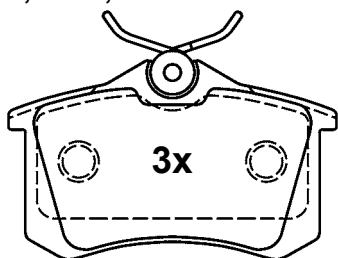
13.0460-2859.2 602859



FORD, SEAT, VOLKSWAGEN

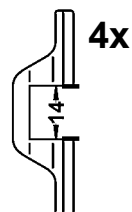


LUC



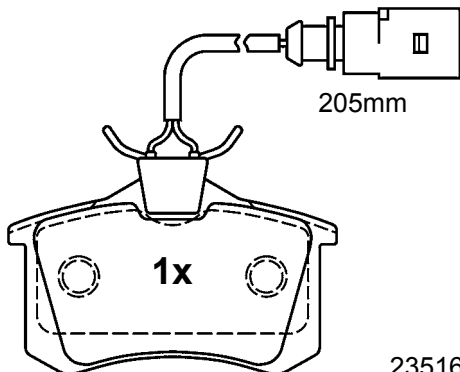
3x

20961 17,2



4x

205mm



1x

23516 17,2



4x

M8x21

87,6 x 52,9 x 17,2

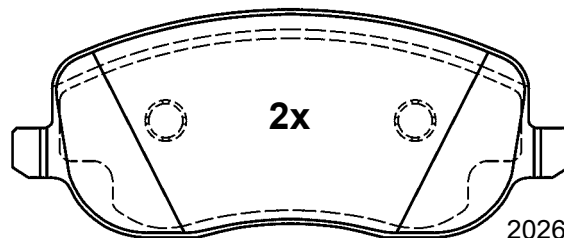
13.0460-2863.2 602863



CITROEN, FIAT, LANCIA
PEUGEOT

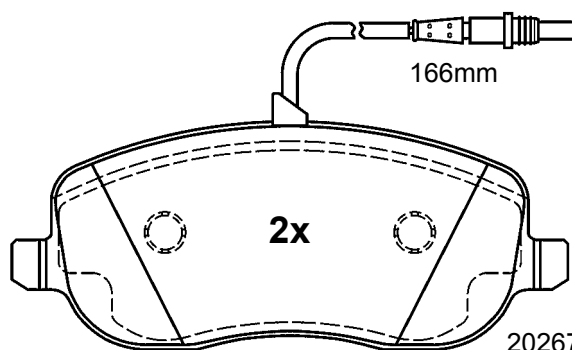


LUC



2x

20261 19,0



2x

20267 19,0

146,6 x 60,0 19,0

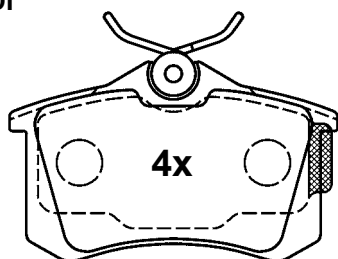
13.0460-2860.2 602860



AUDI



LUC



4x

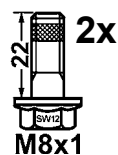
23554 16,3



4x

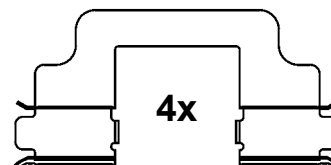
M8x22

86,8 x 52,9 x 16,3



2x

M8x1



4x

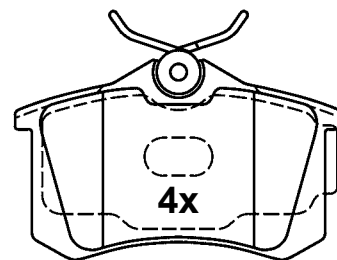
13.0460-2864.2 602864



AUDI, SEAT, VOLKSWAGEN



LUC



4x

20961 17,4

87,2 x 52,9 x 17,4

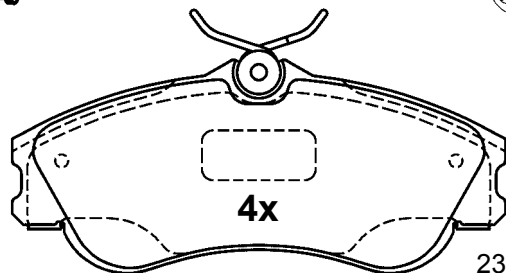
13.0460-2862.2 602862



CITROEN, PEUGEOT



LUC



4x

23346 19,0



2x

M8x21

129,9 x 56,2 x 19,0



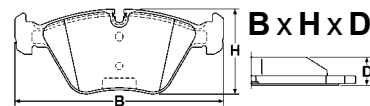
2x

M8x21

Abbildungen Scheibenbremsbeläge

Illustrations disc brake pads - Illustrazioni pastiglie freno -

Illustrations plaquettes de frein - Ilustraciones pastillas de freno



Maßstab - scale - scala - échelle - escala 1:2

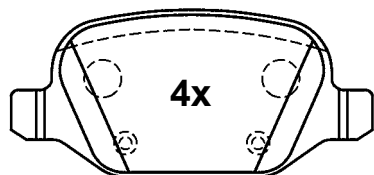
13.0460-2867.2 602867



ALFA ROMEO, FIAT, LANCIA



LUC



23517 16,6



95,6 x 43,9 x 16,6

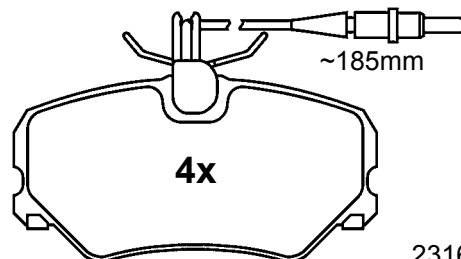
13.0460-2869.2 602869



PEUGEOT



LUC



23169 19,4

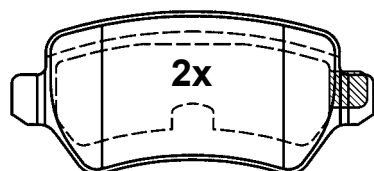
13.0460-2868.2 602868



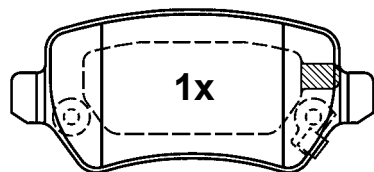
KIA, OPEL, VAUXHALL



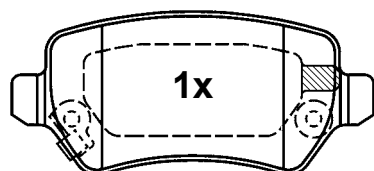
LUC



23417 15,3

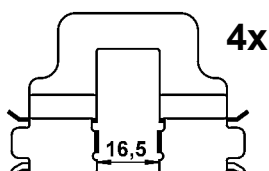


23654 15,3



23655 15,3

95,3 x 42,8 x 15,3



94,8 x 48,9 x 19,4

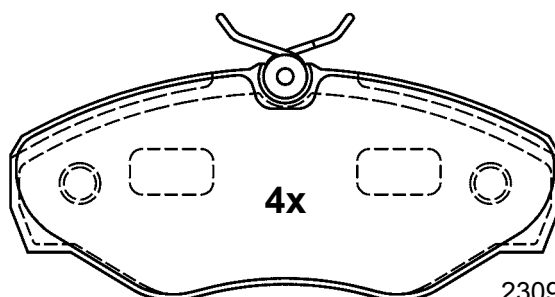
13.0460-2870.2 602870



NISSAN, OPEL, RENAULT
VAUXHALL

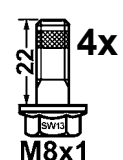


LUC



23099 18,4

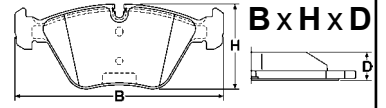
145,0 x 62,4 x 18,4



Abbildungen Scheibenbremsbeläge

Illustrations disc brake pads - Illustrazioni pastiglie freno -

Illustrations plaquettes de frein - Ilustraciones pastillas de freno

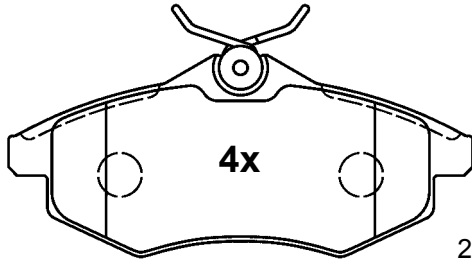


Maßstab - scale - scala - échelle - escala 1:2

13.0460-2871.2 602871



CITROËN



23407 19,0

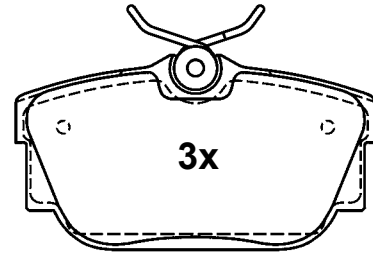


122,6 x 53,2 x 19,0

13.0460-2874.2 602874



VOLKSWAGEN

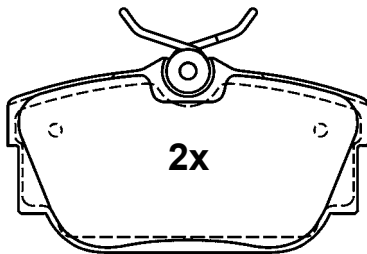


23224 16,5

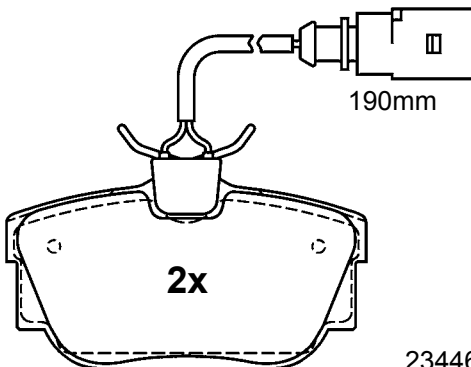
13.0460-2872.2 602872



FORD, SEAT, VOLKSWAGEN



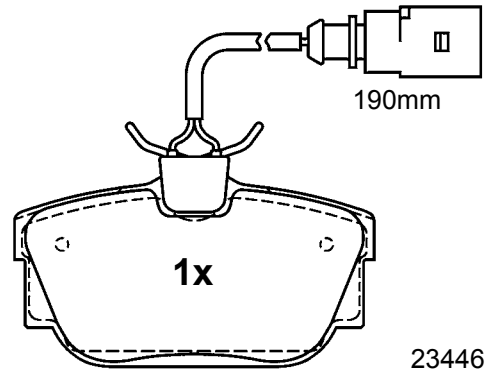
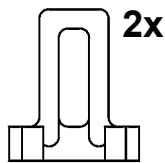
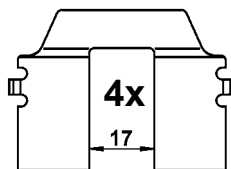
23224 16,5



190mm

94,7 x 50,9 x 16,5

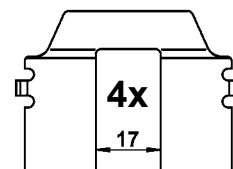
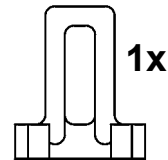
23446 16,5



190mm

23446 16,5

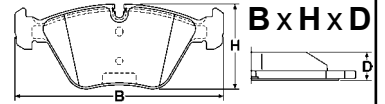
94,7 x 50,9 x 16,5



Abbildungen Scheibenbremsbeläge

Illustrations disc brake pads - Illustrazioni pastiglie freno -

Illustrations plaquettes de frein - Ilustraciones pastillas de freno



Maßstab - scale - scala - échelle - escala 1:2

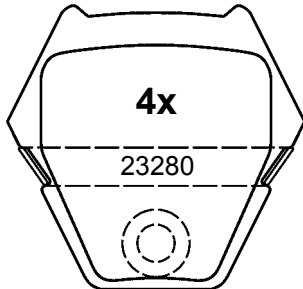
13.0460-2875.2 602875



AUDI, VOLKSWAGEN



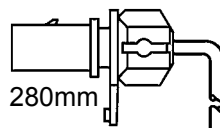
LUC



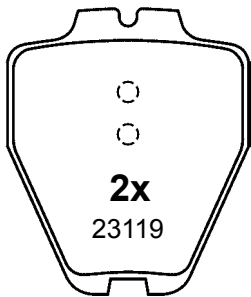
4x

23280

77,1 x 74,7 x 17,5



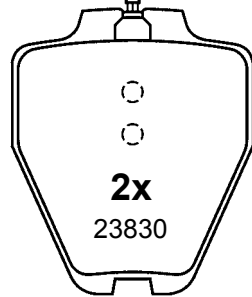
280mm



2x

23119

63,2 x 75,3 x 17,5



2x

23830

63,2 x 75,3 x 17,5

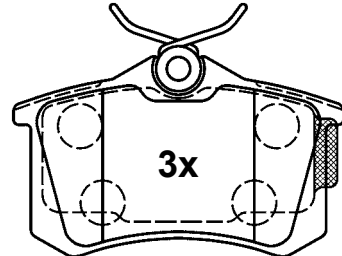
13.0460-2877.2 602877



SEAT, VOLKSWAGEN

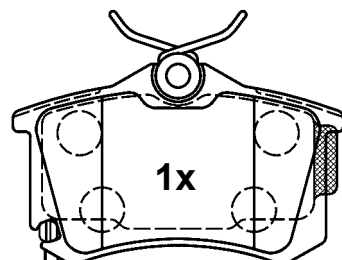


LUC



3x

23554 17,2



1x

23823 17,2

87,2 x 52,9 x 17,2

255mm

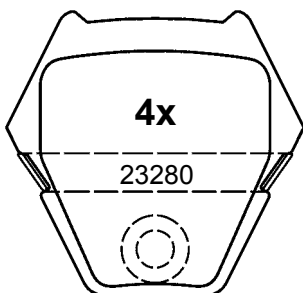
13.0460-2876.2 602876



AUDI



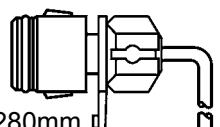
LUC



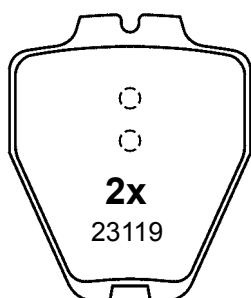
4x

23280

77,1 x 74,7 x 17,5



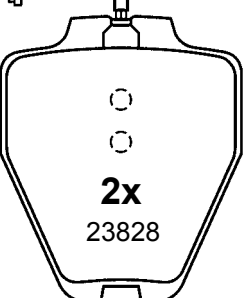
280mm



2x

23119

63,2 x 75,3 x 17,5



2x

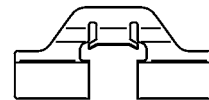
23828

63,2 x 75,3 x 17,5



4x

M8x22



4x

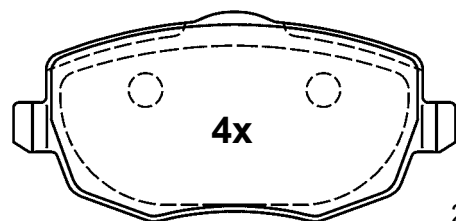
13.0460-2878.2 602878



LANCIA



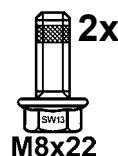
LUC



4x

24073 16,7

116,8 x 55,2 x 16,7



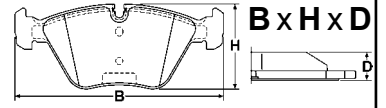
2x

M8x22

Abbildungen Scheibenbremsbeläge

Illustrations disc brake pads - Illustrazioni pastiglie freno -

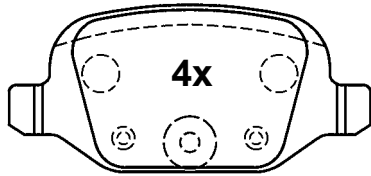
Illustrations plaquettes de frein - Ilustraciones pastillas de freno



Maßstab - scale - scala - échelle - escala 1:2

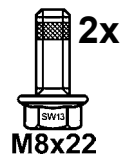
13.0460-2879.2 602879

FIAT, LANCIA



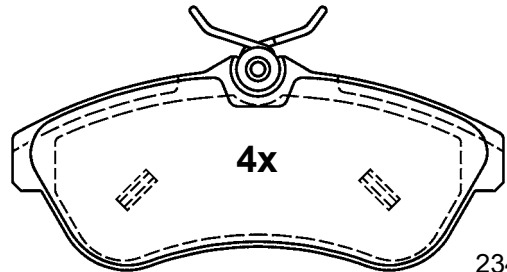
23601 13,7

95,6 x 43,9 x 13,7



13.0460-2881.2 602881

CITROEN



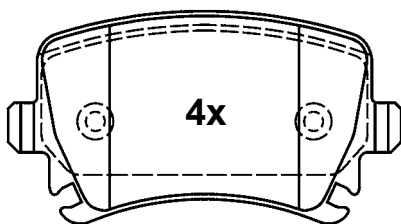
23409 19,3

128,8 x 56,1 x 19,3



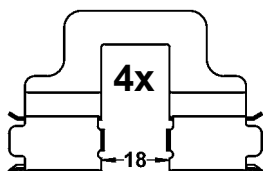
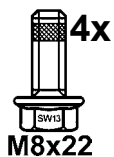
13.0460-2880.2 602880

AUDI, SEAT, SKODA,
VOLKSWAGEN



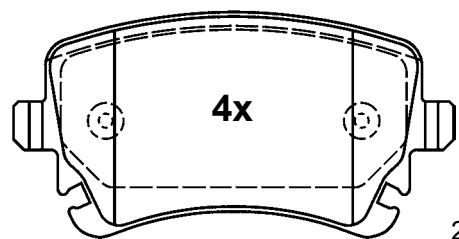
23914 17,1

105,3 x 55,9 x 17,1



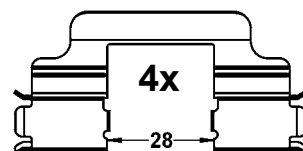
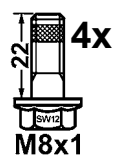
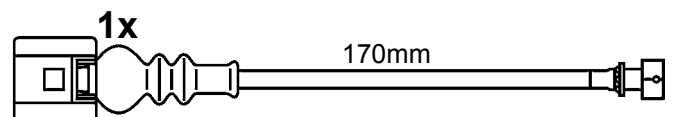
13.0460-2882.2 602882

VOLKSWAGEN



23326 17,4

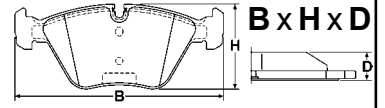
116,1 x 59 x 17,4



Abbildungen Scheibenbremsbeläge

Illustrations disc brake pads - Illustrazioni pastiglie freno -

Illustrations plaquettes de frein - Ilustraciones pastillas de freno



Maßstab - scale - scala - échelle - escala 1:2

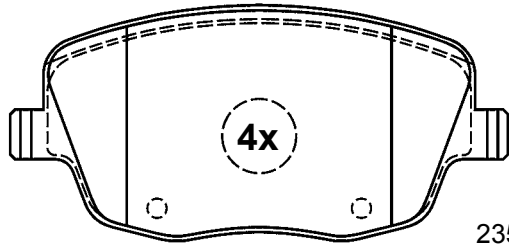
13.0460-2883.2 602883



SEAT, SKODA, VOLKSWAGEN



LUC



23581 18,8



4x

131,4 x 62,0 x 18,8

M8x22

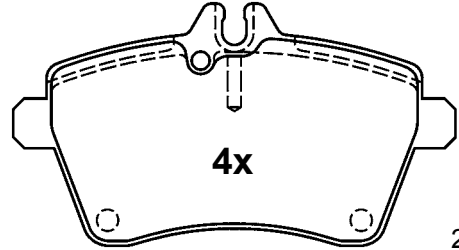
13.0460-2885.2 602885



MERCEDES BENZ



LUC



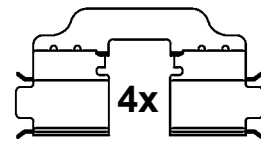
24077 19,1

116,4 x 63,8 x 19,1



2x

M8x21



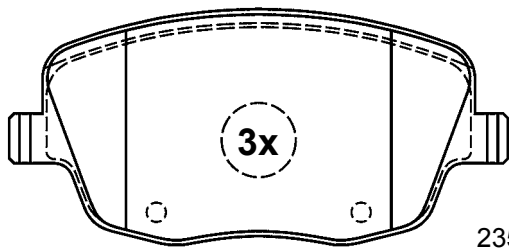
13.0460-2884.2 602884



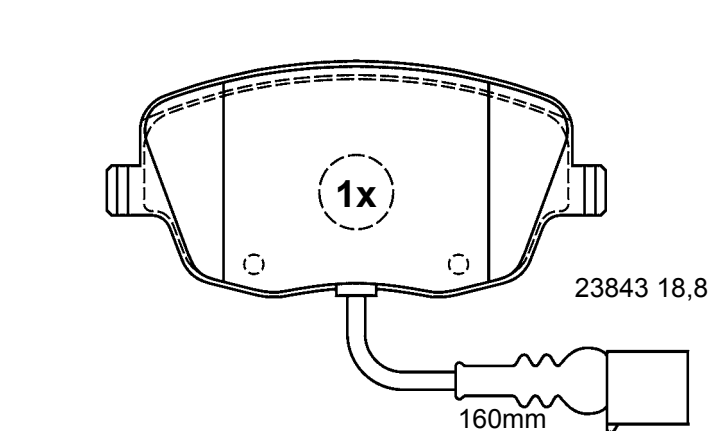
SEAT, SKODA, VOLKSWAGEN



LUC

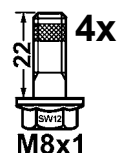


23581 18,8



23843 18,8

160mm



4x

131,4 x 62,0 x 18,8

M8x1

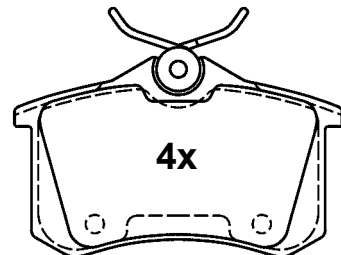
13.0460-2886.2 602886



AUDI, SEAT, VOLKSWAGEN



LUC



20961 16,2

87,5 x 52,9 x 16,2



4x

M8x21

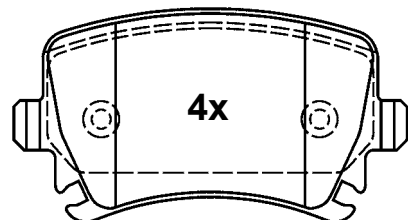
13.0460-2887.2 602887



VOLKSWAGEN



LUC



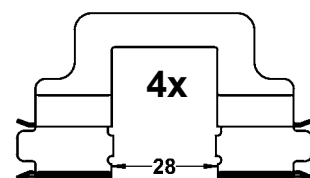
23914 17,1

105,3 x 55,9 x 17,1



4x

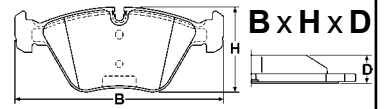
M8x21



Abbildungen Scheibenbremsbeläge

Illustrations disc brake pads - Illustrazioni pastiglie freno -

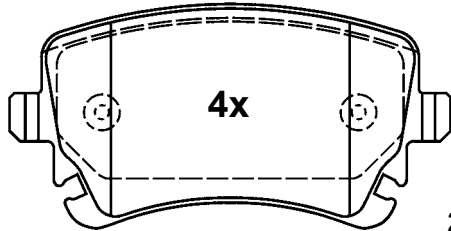
Illustrations plaquettes de frein - Ilustraciones pastillas de freno



Maßstab - scale - scala - échelle - escala 1:2

13.0460-2888.2 602888

AUDI, BENTLEY



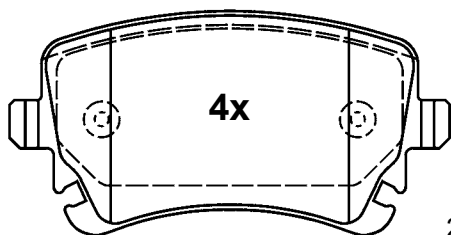
23326 17,4

116,1 x 59,0 x 17,4



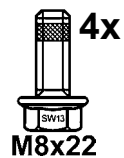
13.0460-2889.2 602889

AUDI



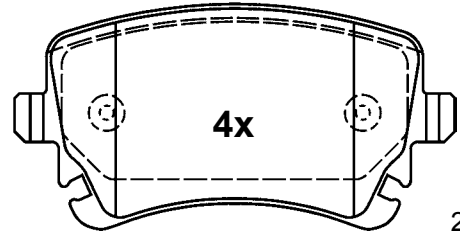
23326 17,4

116,1 x 59,0 x 17,4



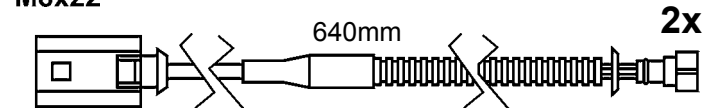
13.0460-2890.2 602890

VOLKSWAGEN



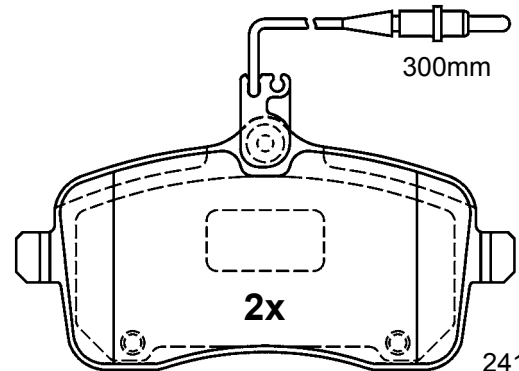
23326 17,4

116,1 x 59,0 x 17,4

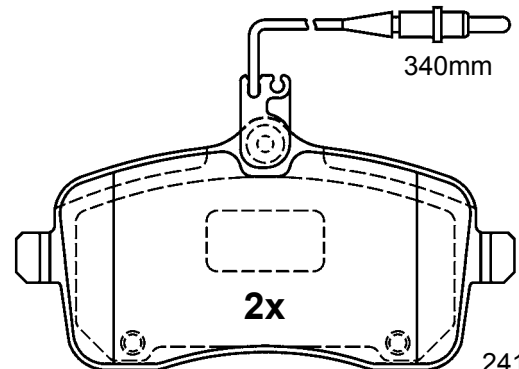


13.0460-2891.2 602891

PEUGEOT



24134 19,6



24175 19,6

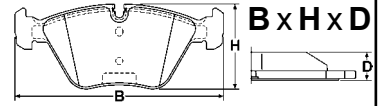
131,4 x 67,5 x 19,6



Abbildungen Scheibenbremsbeläge

Illustrations disc brake pads - Illustrazioni pastiglie freno -

Illustrations plaquettes de frein - Ilustraciones pastillas de freno



Maßstab - scale - scala - échelle - escala 1:2

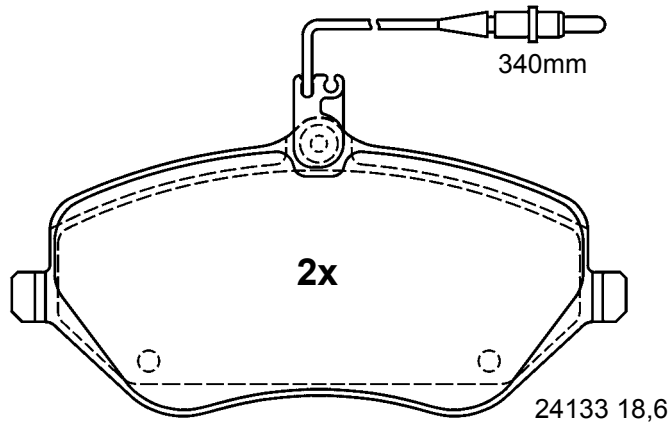
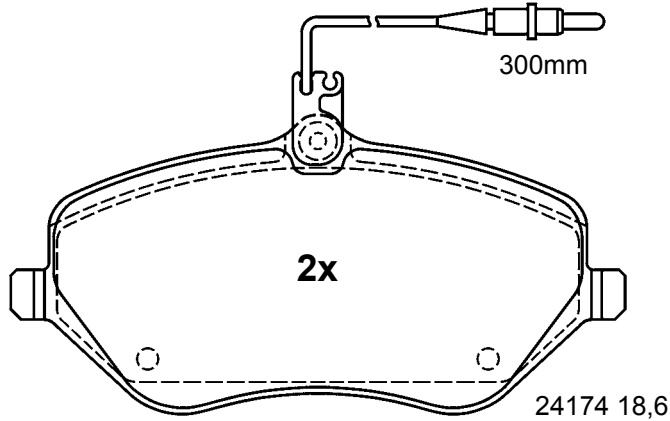
13.0460-2892.2 602892



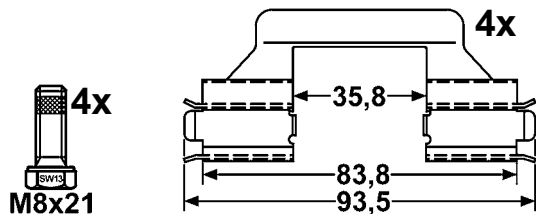
CITROEN, PEUGEOT



LUC



162,3 x 79,0 18,6



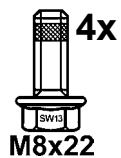
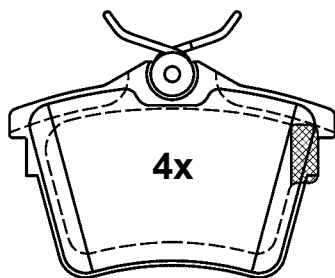
13.0460-2893.2 602893



CITROEN, PEUGEOT



LUC



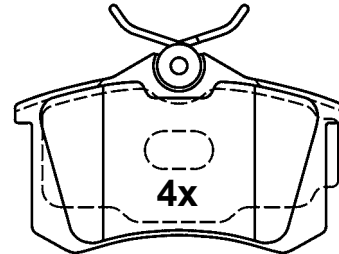
13.0460-2894.2 602894



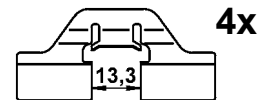
AUDI, SEAT, SKODA
VOLKSWAGEN



LUC



87,5 x 52,9 x 17,4



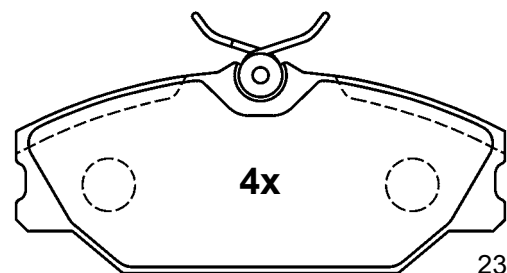
13.0460-2895.2 602895



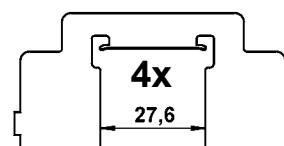
RENAULT



LUC



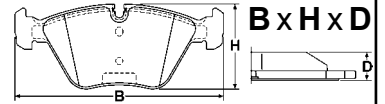
128,6 x 55,5 x 18,0



Abbildungen Scheibenbremsbeläge

Illustrations disc brake pads - Illustrazioni pastiglie freno -

Illustrations plaquettes de frein - Ilustraciones pastillas de freno



Maßstab - scale - scala - échelle - escala 1:2

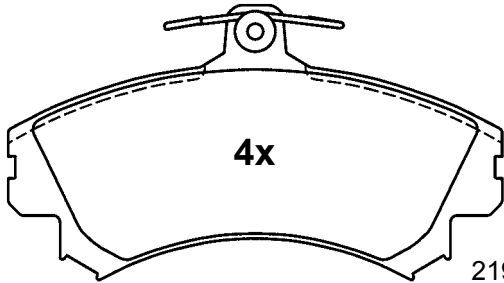
13.0460-2896.2 602896



MITSUBISHI, SMART



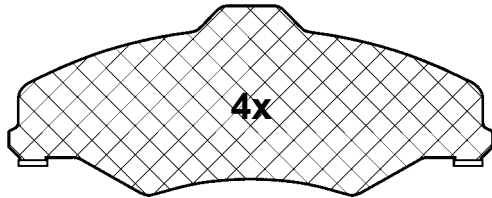
LUC



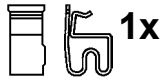
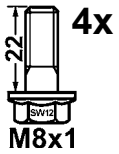
4x

21920 16,6

129,9 x 72,7 x 16,6



4x



1x

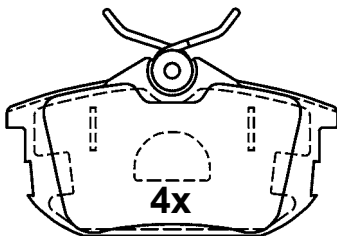
13.0460-2897.2 602897



MITSUBISHI, SMART



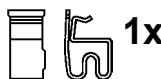
LUC



4x

21861 15,2

87,0 x 47,0 x 15,2



1x

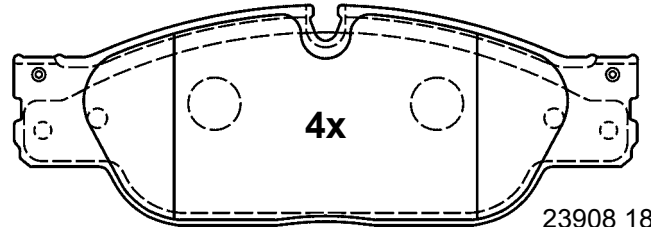
13.0460-2898.2 602898



JAGUAR



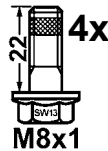
LUC



4x

23908 18,0

164,3 x 58,1 x 18,0



4x

M8x1



8x

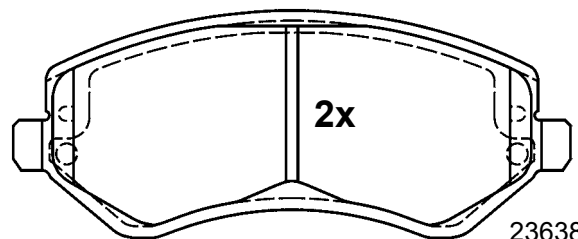
13.0460-2899.2 602899



CHRYSLER, JEEP

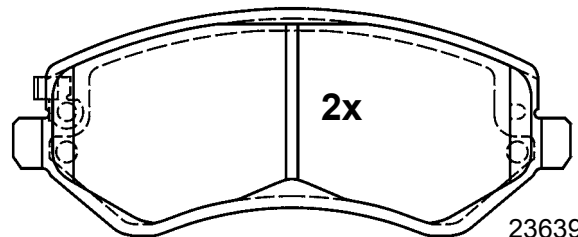


LUC



2x

23638 18,3



2x

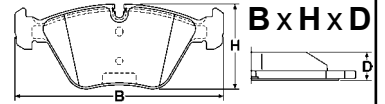
23639 18,3

146,4 x 59,4 x 18,3

Abbildungen Scheibenbremsbeläge

Illustrations disc brake pads - Illustrazioni pastiglie freno -

Illustrations plaquettes de frein - Ilustraciones pastillas de freno



Maßstab - scale - scala - échelle - escala 1:2

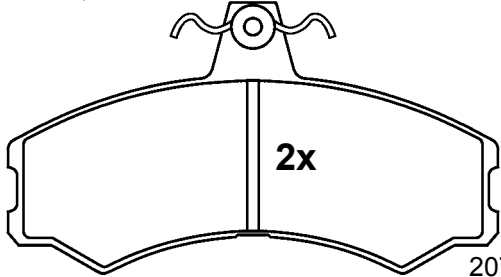
13.0460-2901.2 602901



ALFA ROMEO, CITROEN,
FIAT, PEUGEOT

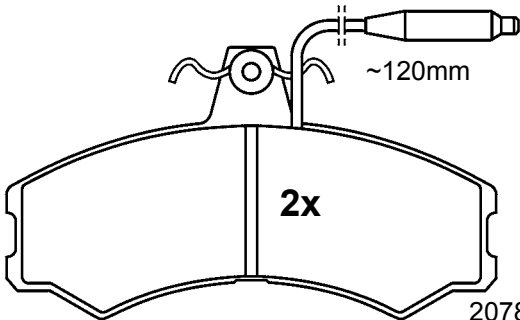


LUC



2x

20741 19,0



2x

20787 19,0



2x

130,0 x 71,4 x 19,0

M8x21

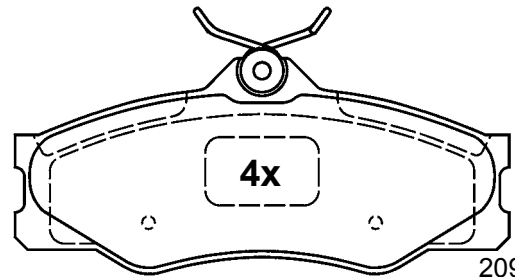
13.0460-2903.2 602903



VOLKSWAGEN



LUC



4x

20979 19,4

130,0 x 56,7 x 19,4



2x

M8x21

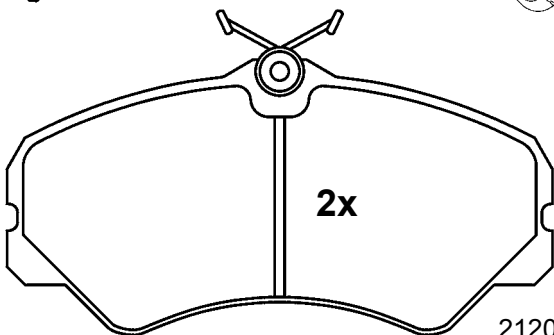
13.0460-2902.2 602902



CITROEN, FIAT, PEUGEOT

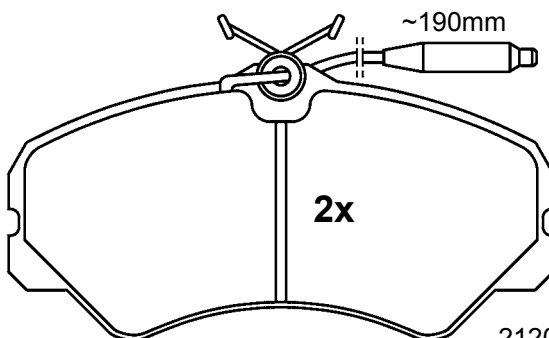


LUC



2x

21205 19,0



2x

21206 19,0



2x

145,0 x 71,6 x 19,0

M8x21

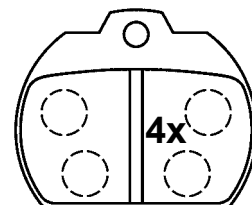
13.0460-2905.2 602905



VOLKSWAGEN



LUC



4x

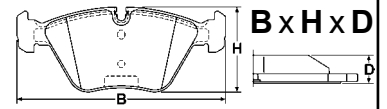
20286 16,2

63,3 x 52,1 x 16,2

Abbildungen Scheibenbremsbeläge

Illustrations disc brake pads - Illustrazioni pastiglie freno -

Illustrations plaquettes de frein - Ilustraciones pastillas de freno



Maßstab - scale - scala - échelle - escala 1:2

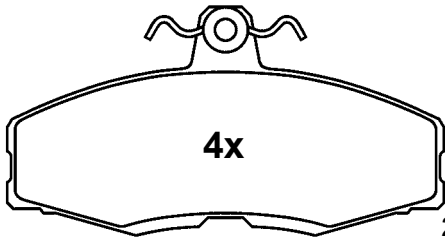
13.0460-2912.2 602912



FORD



LUC



4x

20861 17,7

115,0 x 60,3 x 17,7



M8x21

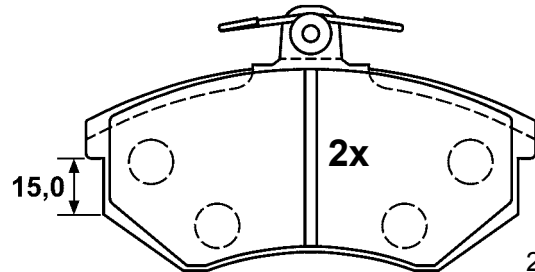
13.0460-2925.2 602925



AUDI



LUC



15,0

2x

20669 19,0

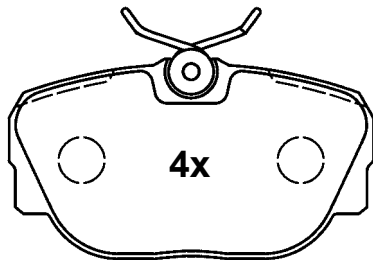
13.0460-2921.2 602921



BMW



LUC



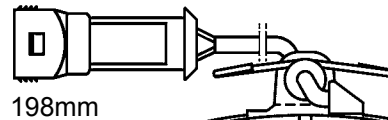
4x

21173 17,0

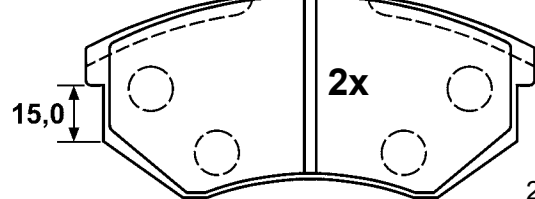
94,8 x 51,9 x 17,0



M8x21



198mm



15,0

2x

20901 19,0

119,0 x 69,5 x 19,0



M8x21

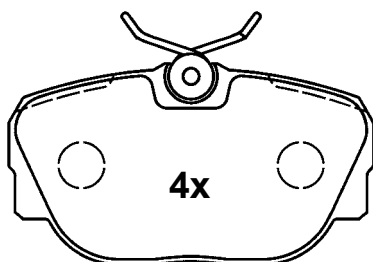
13.0460-2923.2 602923



MERCEDES BENZ



LUC



4x

21055 17,0

94,7 x 51,9 x 17,0



M8x21

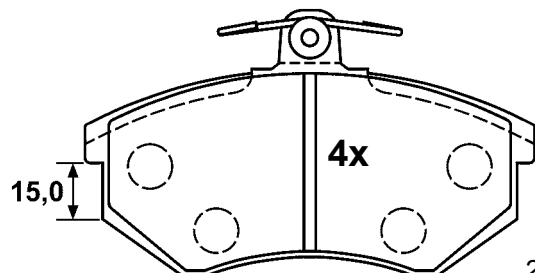
13.0460-2926.2 602926



AUDI



LUC



15,0

4x

20669 15,7

119,0 x 69,5 x 15,7

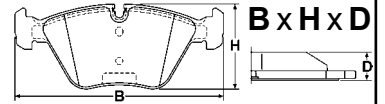


M8x21

Abbildungen Scheibenbremsbeläge

Illustrations disc brake pads - Illustrazioni pastiglie freno -

Illustrations plaquettes de frein - Ilustraciones pastillas de freno



Maßstab - scale - scala - échelle - escala 1:2

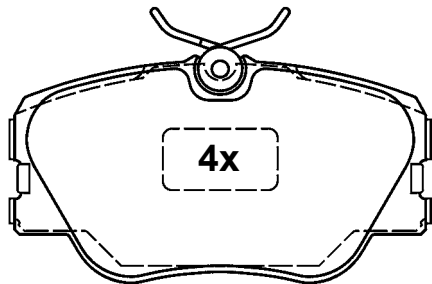
13.0460-2927.2 602927



MERCEDES BENZ



LUC



20941 19,3
(21028)

110,0 x 59,6 x 19,3



M8x21

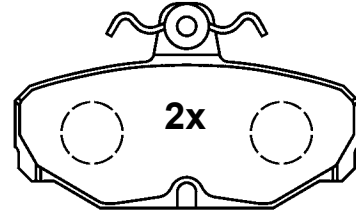
13.0460-2933.2 602933



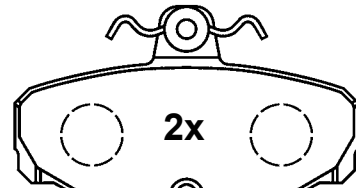
FORD



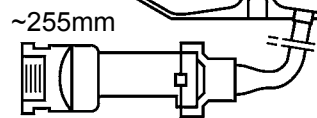
LUC



20981 13,8



21079 13,8



90,0 x 53,8 x 13,8



M8x21

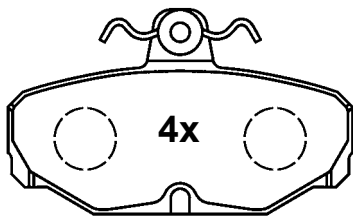
13.0460-2928.2 602928



FORD



LUC



20981 13,8

90,0 x 53,8 x 13,8



M8x21

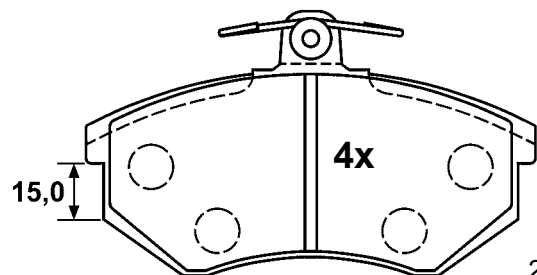
13.0460-2934.2 602934



AUDI



LUC



20669 19,0

119,0 x 69,5 x 19,0

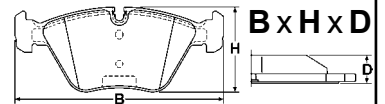


M8x21

Abbildungen Scheibenbremsbeläge

Illustrations disc brake pads - Illustrazioni pastiglie freno -

Illustrations plaquettes de frein - Ilustraciones pastillas de freno



Maßstab - scale - scala - échelle - escala 1:2

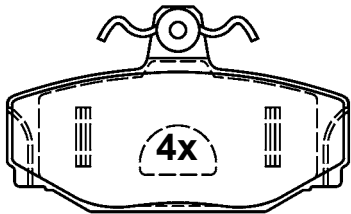
13.0460-2935.2 602935



VOLVO



LUC



21385 13,8

89,9 x 53,5 x 13,8



2x

M8x21

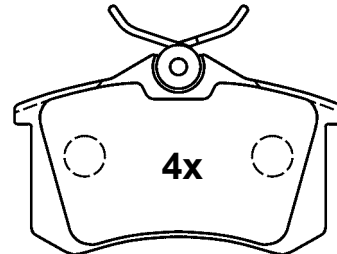
13.0460-2937.2 602937



PEUGEOT, SEAT, VOLKSWAGEN



LUC



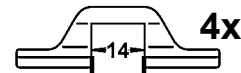
20961 15,2

87,6 x 52,9 x 15,2



4x

M8x21



4x

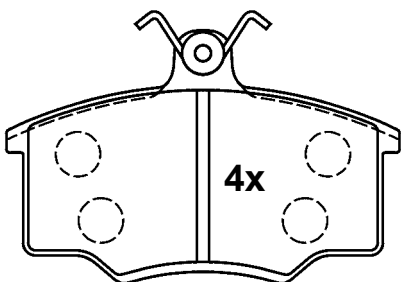
13.0460-2936.2 602936



AUD



LUC



20574 15,3

103,8 x 66,6 x 15,3



2x

M8x21

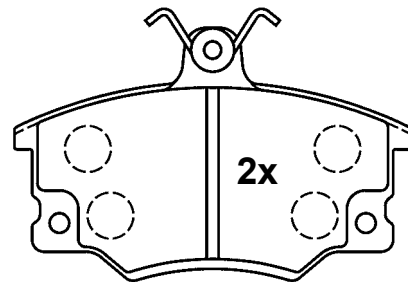
13.0460-2941.2 602941



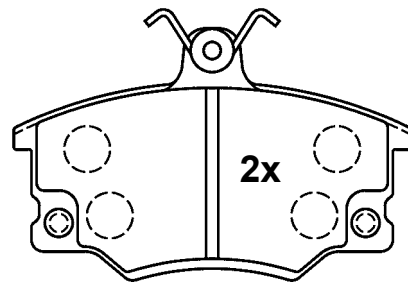
AUTOBIANCHI, FIAT, LANCIA



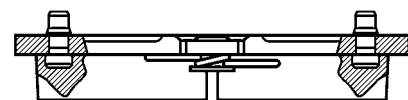
LUC



20838 17,0



20839 17,0



104,6 x 66,6 x 17,0



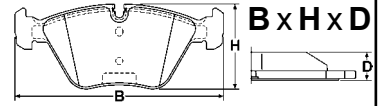
2x

M8x21

Abbildungen Scheibenbremsbeläge

Illustrations disc brake pads - Illustrazioni pastiglie freno -

Illustrations plaquettes de frein - Ilustraciones pastillas de freno



Maßstab - scale - scala - échelle - escala 1:2

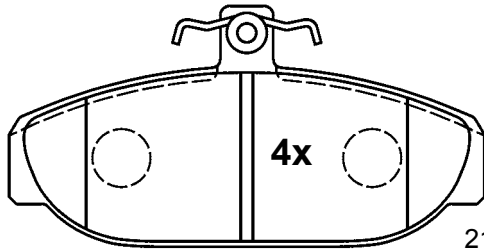
13.0460-2943.2 602943



VOLVO



LUC



21266 17,0

124,8 x 64,8 x 17,0



2x

M8x21

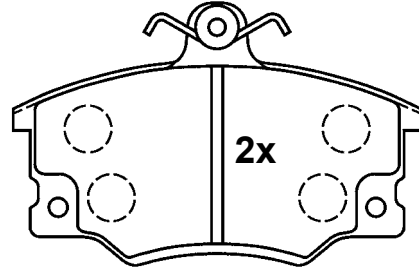
13.0460-2949.2 602949



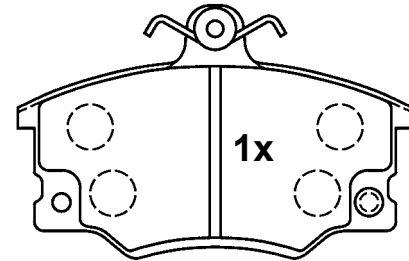
ALFA ROMEO, FIAT, LANCIA



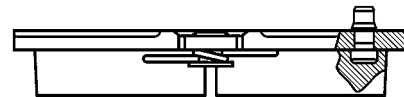
LUC



20838 17,0



20833 17,0



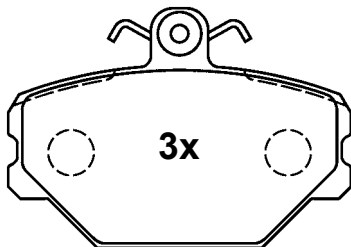
13.0460-2948.2 602948



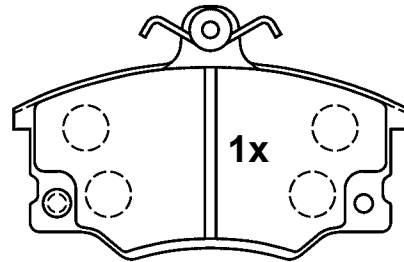
FIAT, LANCIA



LUC



21100 16,7

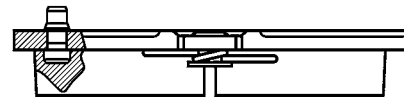


20834 17,0

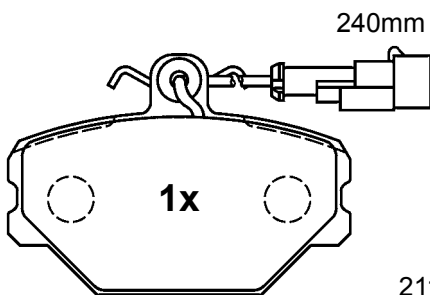


2x

M8x21



104,0 x 67,0 x 17,0



21105 16,7

90,0 x 63,0 x 16,7



2x

M8x21

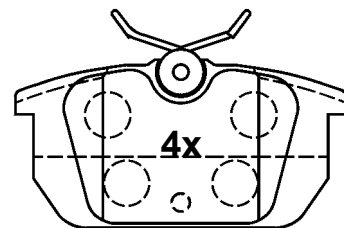
13.0460-2951.2 602951



ALFA ROMEO, FIAT, LANCIA



LUC



21103 14,2

87,0 x 44,6 x 14,2



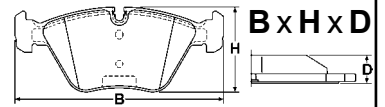
2x

M8x21

Abbildungen Scheibenbremsbeläge

Illustrations disc brake pads - Illustrazioni pastiglie freno -

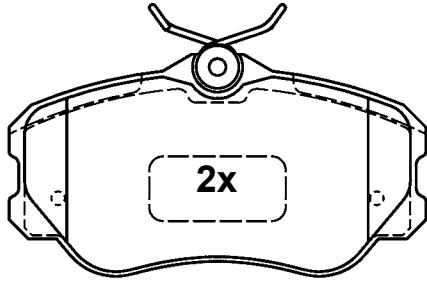
Illustrations plaquettes de frein - Ilustraciones pastillas de freno



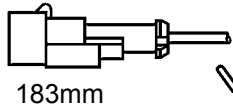
Maßstab - scale - scala - échelle - escala 1:2

13.0460-2952.2 602952

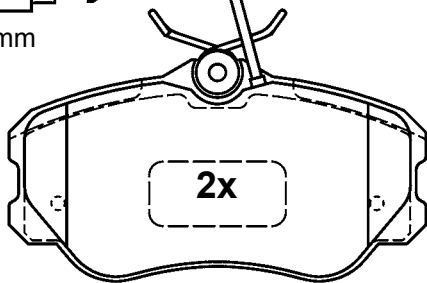
FIAT, LANCIA



21182 19,4



183mm



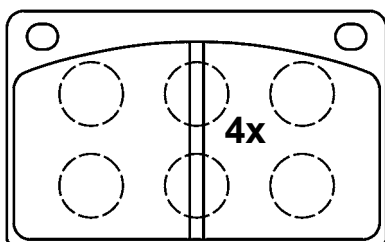
21185 19,4

109,8 x 58,5 x 19,4



13.0460-2953.2 602953

VOLVO

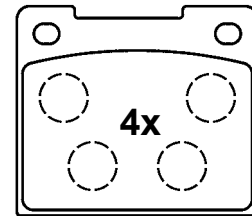


20200 16,0

98,3 x 60,3 x 16,0

13.0460-2954.2 602954

VOLVO

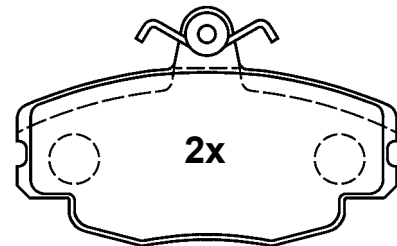


20088 14,3

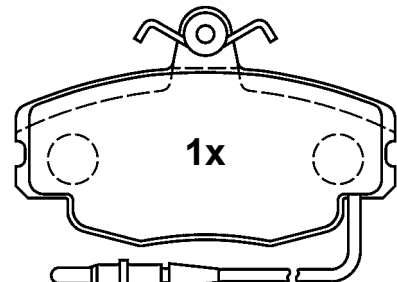
63,4 x 55,1 x 14,3

13.0460-2955.2 602955

PEUGEOT

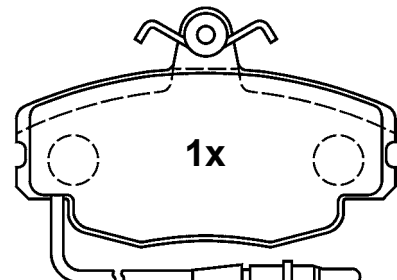


20772 18,0



20937 18,0

195mm



20938 18,0

195mm

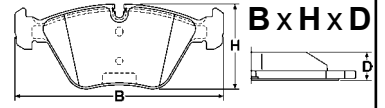
100,0 x 63,5 x 18,0



Abbildungen Scheibenbremsbeläge

Illustrations disc brake pads - Illustrazioni pastiglie freno -

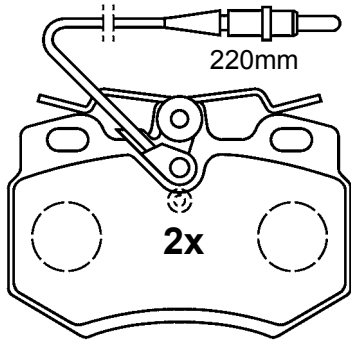
Illustrations plaquettes de frein - Ilustraciones pastillas de freno



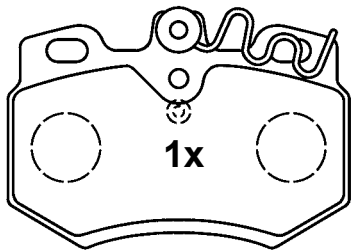
Maßstab - scale - scala - échelle - escala 1:2

13.0460-2956.2 602956

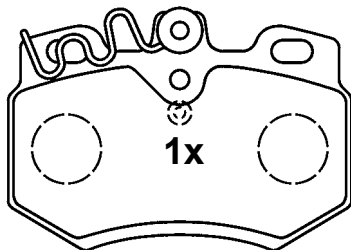
PEUGEOT



20989 17,7



21022 17,7

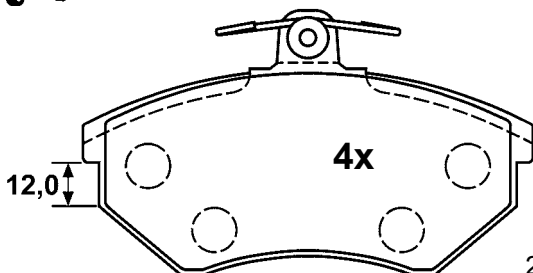


21023 17,7


90,0 x 62,9 x 17,7

13.0460-2957.2 602957

SEAT, VOLKSWAGEN

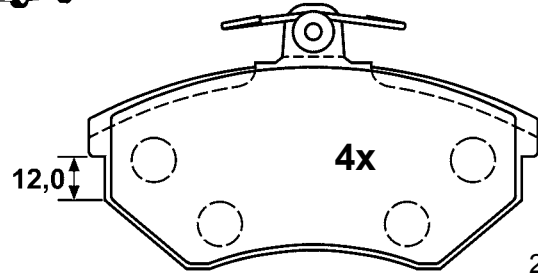


20168 16,0

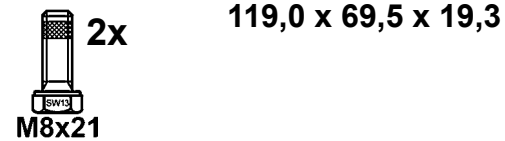


13.0460-2958.2 602958

SEAT, VOLKSWAGEN

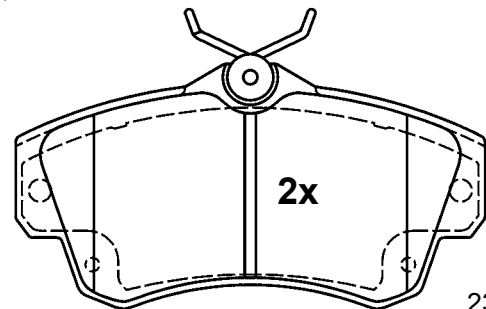


20168 19,3

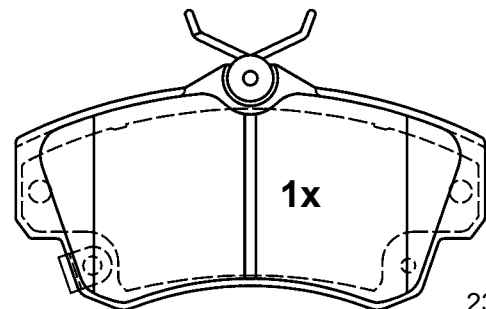


13.0460-2959.2 602959

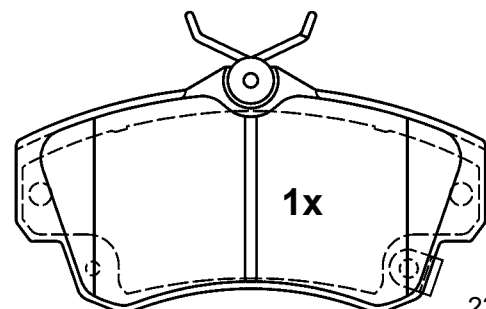
CHRYSLER




23532 21,0



23533 21,0



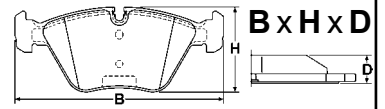
23534 21,0



Abbildungen Scheibenbremsbeläge

Illustrations disc brake pads - Illustrazioni pastiglie freno -

Illustrations plaquettes de frein - Ilustraciones pastillas de freno



Maßstab - scale - scala - échelle - escala 1:2

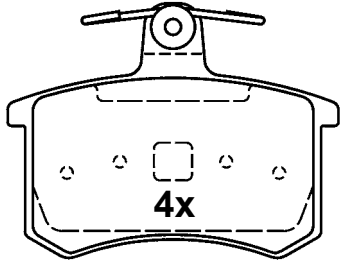
13.0460-2962.2 602962



ALFA ROMEO, FIAT, LANCIA



LUC



20668 16,6

87,0 x 66,8 x 16,6

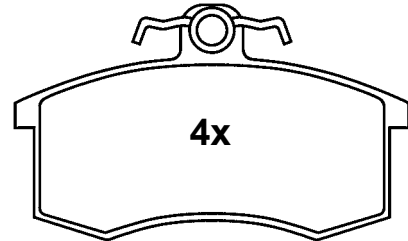
13.0460-2965.2 602965



LADA



LUC



21170 17,3

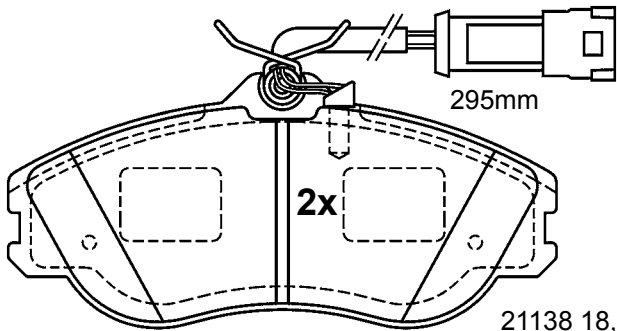
13.0460-2963.2 602963



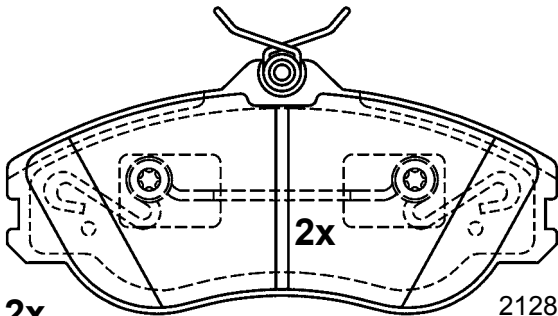
AUDI



LUC



21138 18,8



21288 18,8



144,9 x 67,0 x 18,8

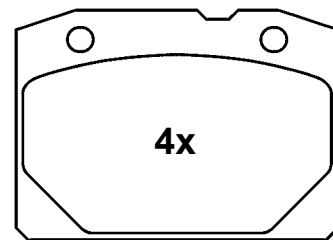
13.0460-2966.2 602966



LADA



LUC



20166 16,0

83,9 x 60,5 x 16,0

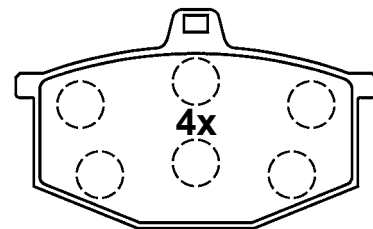
13.0460-2967.2 602967



RENAULT



LUC



20480 15,5



93,4 x 56,3 x 15,5

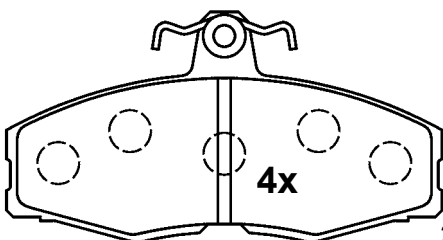
13.0460-2964.2 602964



SKODA, VOLKSWAGEN



LUC



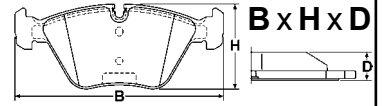
20861 17,5

114,8 x 60,6 x 17,5

Abbildungen Scheibenbremsbeläge

Illustrations disc brake pads - Illustrazioni pastiglie freno -

Illustrations plaquettes de frein - Ilustraciones pastillas de freno



Maßstab - scale - scala - échelle - escala 1:2

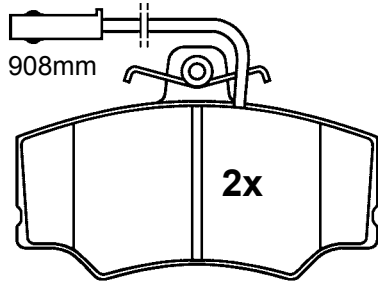
13.0460-2968.2 602968



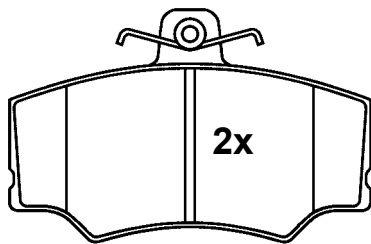
ALFA ROMEO



LUC



20332 17,0



21271 17,0

95,0 x 61,8 x 17,0



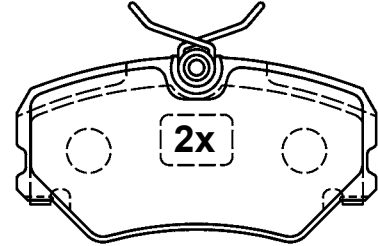
13.0460-2971.2 602971



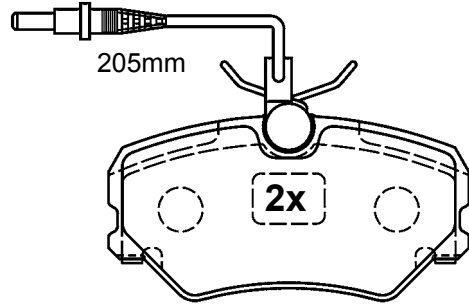
PEUGEOT



LUC



21209 18,5



21210 18,5

94,9 x 48,9 x 18,5



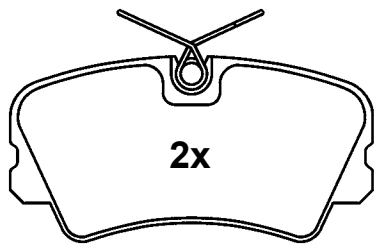
13.0460-2969.2 602969



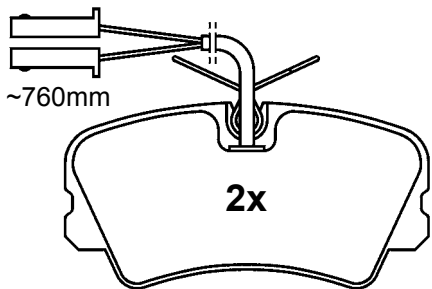
ALFA ROMEO



LUC



21165 16,8



21166 16,8

94,9 x 48,5 x 16,8

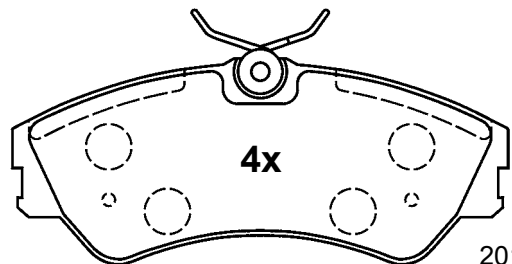
13.0460-2972.2 602972



VOLKSWAGEN



LUC



20124 18,9

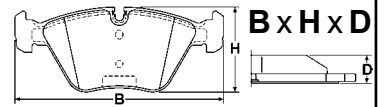
129,8 x 54,5 x 18,9



Abbildungen Scheibenbremsbeläge

Illustrations disc brake pads - Illustrazioni pastiglie freno -

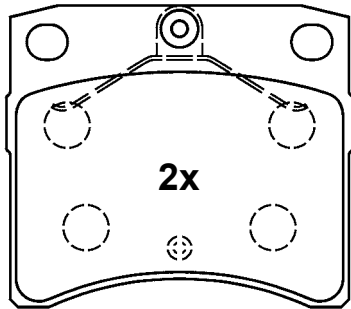
Illustrations plaquettes de frein - Ilustraciones pastillas de freno



Maßstab - scale - scala - échelle - escala 1:2

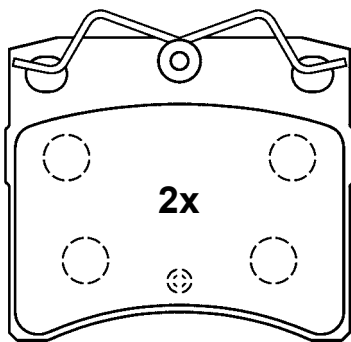
13.0460-2973.2 602973

VOLKSWAGEN



91,5 x 80,0 x 18,0

20651 18,0

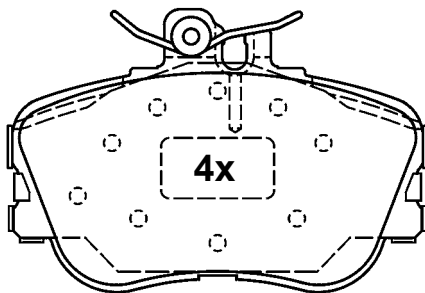


91,5 x 80,0 x 18,0

21635 18,0

13.0460-2975.2 602975

MERCEDES BENZ



110,0 x 74,5 x 20,3

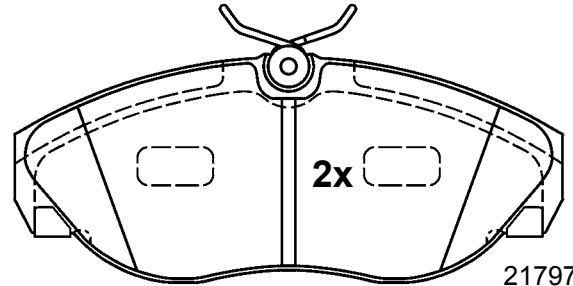
21439 20,3



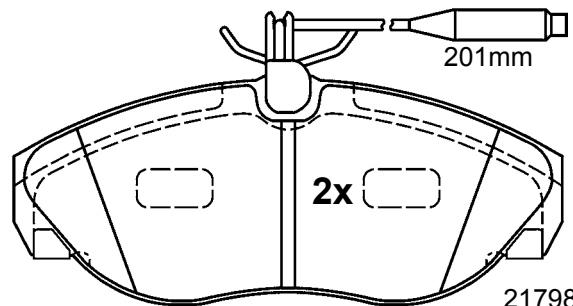
M8x21

13.0460-2976.2 602976

CITROEN, FIAT, PEUGEOT



21797 19,7



21798 19,7

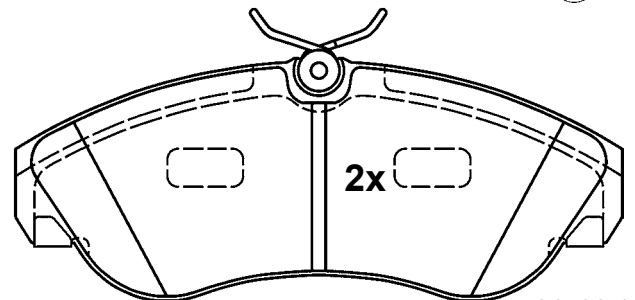


M8x21

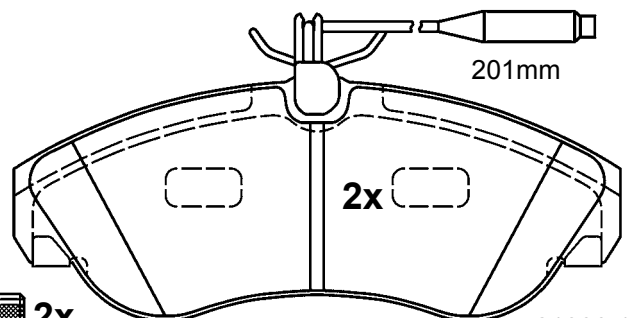
144,8 x 60,8 x 19,7

13.0460-2977.2 602977

CITROEN, FIAT, PEUGEOT



21799 19,7



21800 19,7



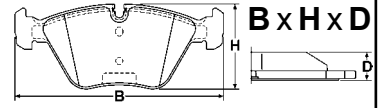
M8x21

159,8 x 64,1 x 19,7

Abbildungen Scheibenbremsbeläge

Illustrations disc brake pads - Illustrazioni pastiglie freno -

Illustrations plaquettes de frein - Ilustraciones pastillas de freno



Maßstab - scale - scala - échelle - escala 1:2

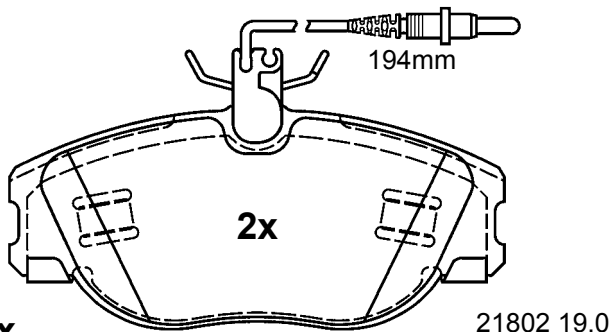
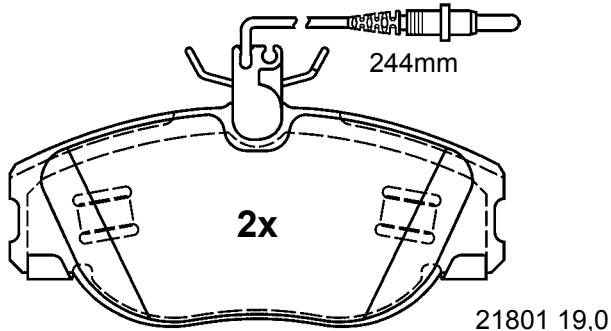
13.0460-2978.2 602978



CITROEN, FIAT, LANCIA,
PEUGEOT



LUC



129,8 x 58,7 x 19,0

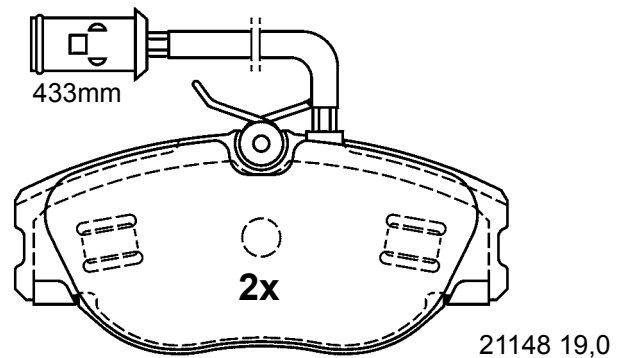
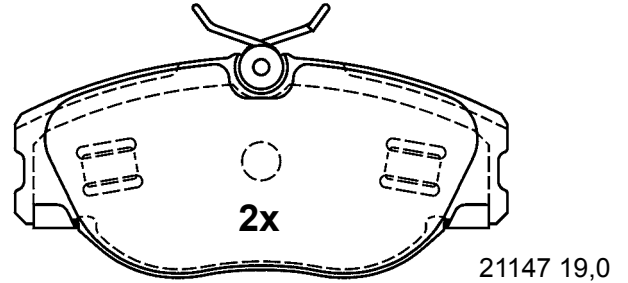
13.0460-2980.2 602980



ALFA ROMEO, LANCIA



LUC



130,0 x 58,7 x 19,0

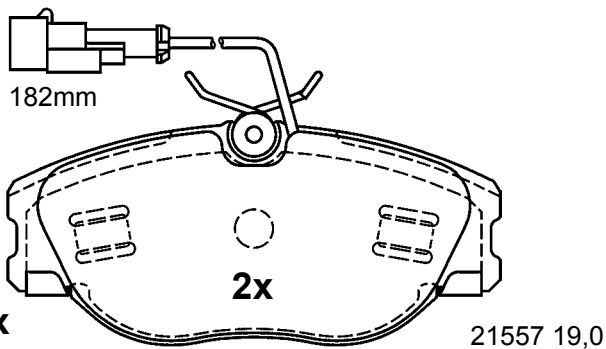
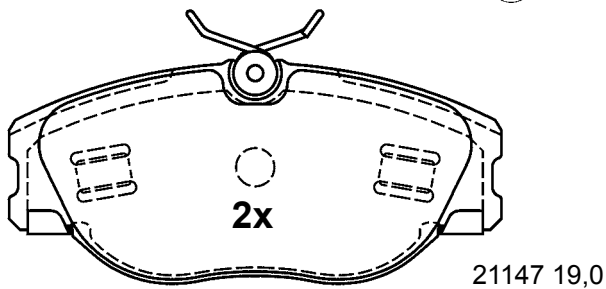
13.0460-2979.2 602979



ALFA ROMEO, FIAT, LANCIA



LUC



130,0 x 58,7 x 19,0

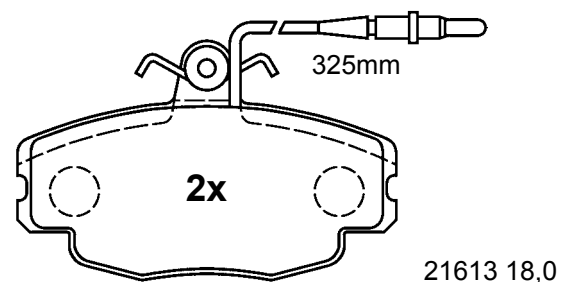
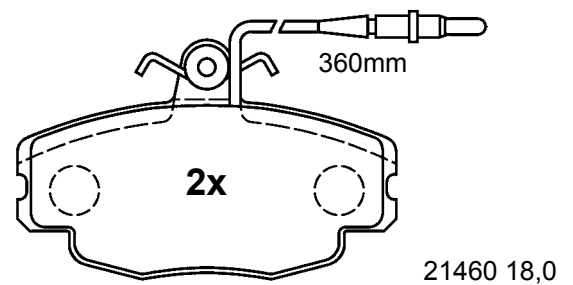
13.0460-2981.2 602981



CITROEN



LUC

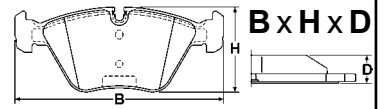


100,0 x 63,5 x 18,0

Abbildungen Scheibenbremsbeläge

Illustrations disc brake pads - Illustrazioni pastiglie freno -

Illustrations plaquettes de frein - Ilustraciones pastillas de freno



Maßstab - scale - scala - échelle - escala 1:2

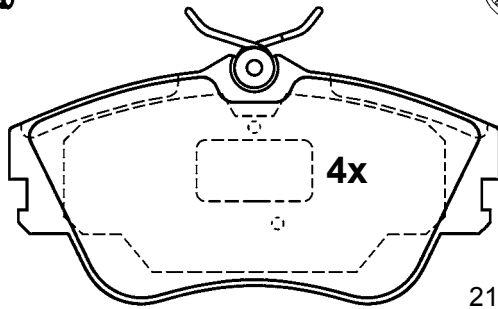
13.0460-2982.2 602982



VOLKSWAGEN



LUC



4x

2x



M8x21

129,9 x 65,2 x 19,2

21479 19,2

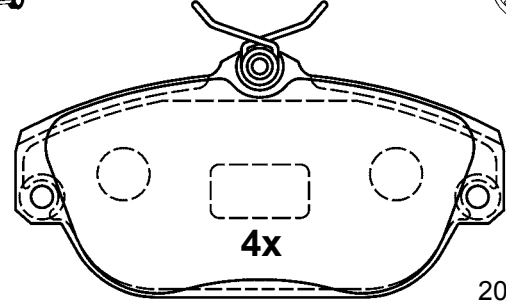
13.0460-2985.2 602985



VOLVO



LUC



4x

128,9 x 64,7 x 18,2

20164 18,2

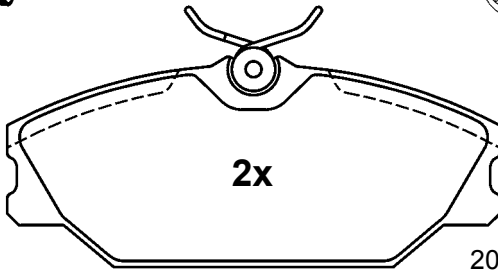
13.0460-2983.2 602983



RENAULT

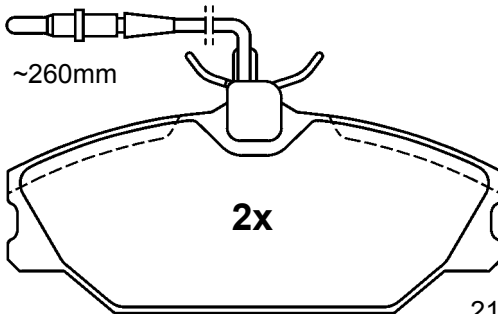


LUC



2x

20919 18,0



~260mm

2x

21388 18,0

4x



M8x21

129,9 x 55,5 x 18,0

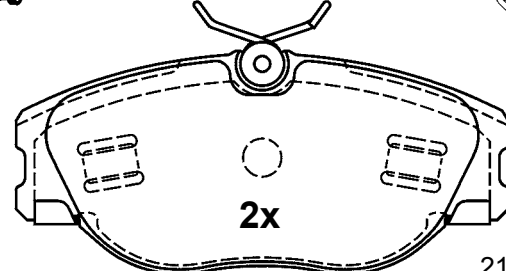
13.0460-2987.2 602987



ALFA ROMEO, LANCIA

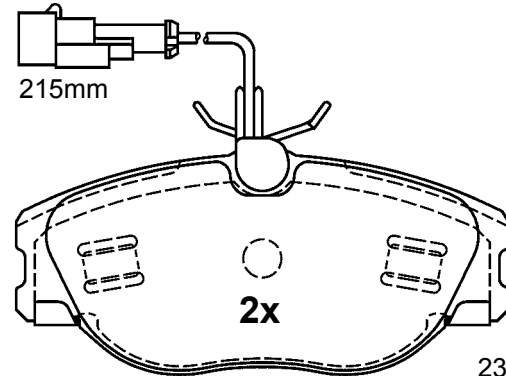


LUC



2x

21147 19,0



215mm

2x

23168 19,0

2x



M8x21

130,0 x 58,7 x 19,0

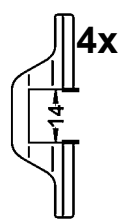
13.0460-2984.2 602984



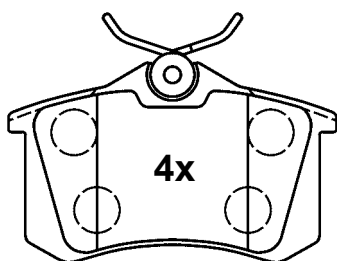
SEAT, VOLKSWAGEN



LUC



4x



4x

20961 17,2



M8x21

87,6 x 52,9 x 17,2

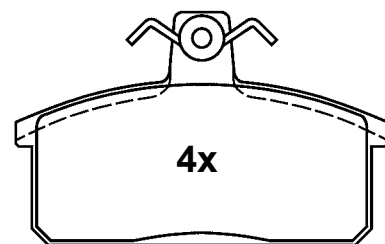
13.0460-2997.2 602997



SEAT, SUZUKI



LUC



4x

20708 15,8



M8x21

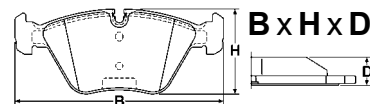
98,9 x 61,6 x 15,8



Abbildungen Scheibenbremsbeläge

Illustrations disc brake pads - Illustrazioni pastiglie freno -

Illustrations plaquettes de frein - Ilustraciones pastillas de freno



Maßstab - scale - scala - échelle - escala 1:2

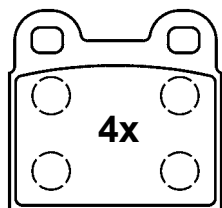
13.0460-3010.2 603010



DAF, NSU, OPEL, TALBOT,
VAUXHALL, VOLKSWAGEN, VOLVO



ATE



20009 15,0

55,7 x 53,0 x 15,0

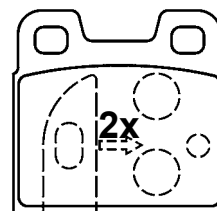
13.0460-3013.2 603013



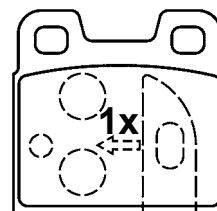
ALFA ROMEO



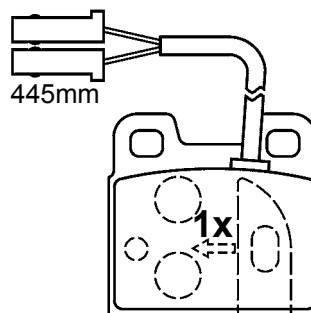
ATE



20641 15,0



20642 15,0



20912 15,0

55,7 x 53,0 x 15,0

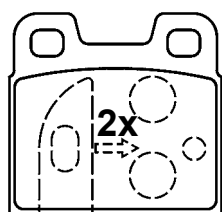
13.0460-3011.2 603011



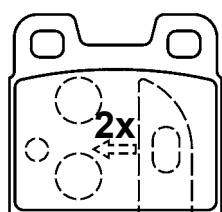
ALFA ROMEO



ATE



20641 15,0



20642 15,0

55,8 x 53,0 x 15,0

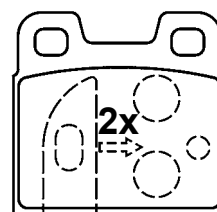
13.0460-3014.2 603014



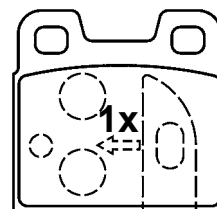
ALFA ROMEO



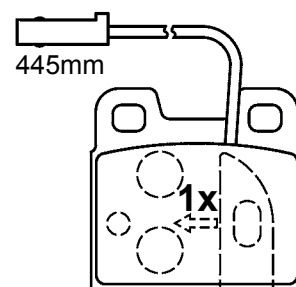
ATE



20641 15,0



20642 15,0



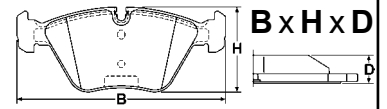
20387 15,0

55,7 x 53,0 x 15,0

Abbildungen Scheibenbremsbeläge

Illustrations disc brake pads - Illustrazioni pastiglie freno -

Illustrations plaquettes de frein - Ilustraciones pastillas de freno



Maßstab - scale - scala - échelle - escala 1:2

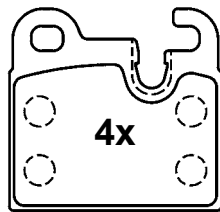
13.0460-3024.2 603024



BMW



ATE



20436 15,0

55,8 x 53,1 x 15,0

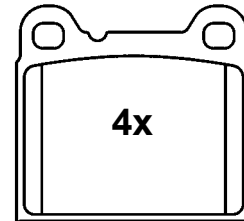
13.0460-3401.2 603401



VOLVO



ATE



20755 14,4

61,5 x 56,4 x 14,4

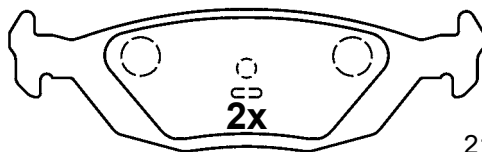
13.0460-3306.2 603306



SAAB, VOLVO

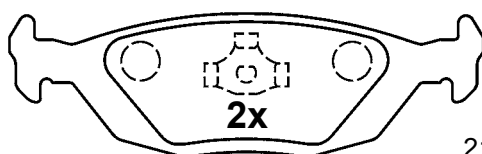


ATE



21090 15,0

125,0 x 37,4 x 15,0



21089 15,0

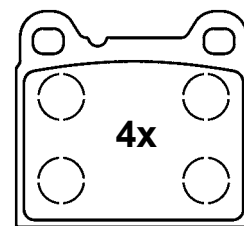
13.0460-3403.2 603403



VOLVO

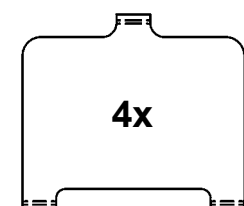


ATE



20755 14,4

61,5 x 56,4 x 14,4

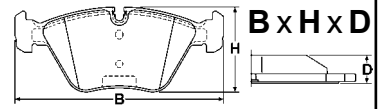


58,4 x 50,9

Abbildungen Scheibenbremsbeläge

Illustrations disc brake pads - Illustrazioni pastiglie freno -

Illustrations plaquettes de frein - Ilustraciones pastillas de freno



Maßstab - scale - scala - échelle - escala 1:2

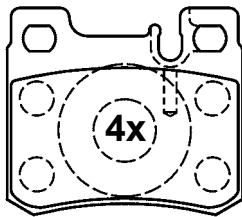
13.0460-3504.2 603504



MERCEDES BENZ



ATE



21301 15,5

61,9 x 53,9 x 15,5

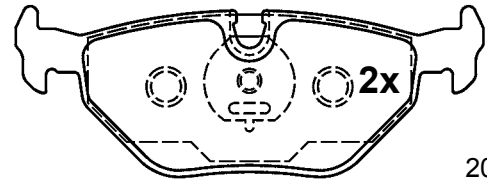
13.0460-3605.2 603605



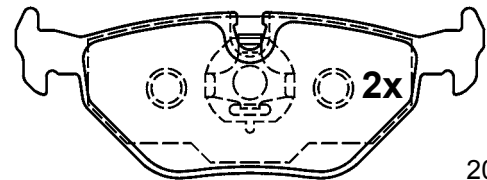
BMW, MG, ROVER, SAAB



ATE



20180 17,3



20181 17,3

123,0 x 44,9 x 17,3

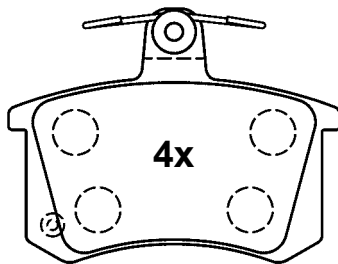
13.0460-3602.2 603602



AUDI



LUC



21144 15,8

87,6 x 66,8 x 15,8



M8x21

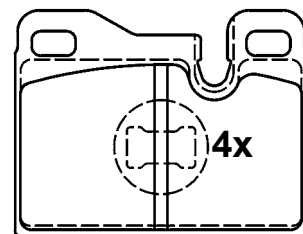
13.0460-3612.2 603612



PORSCHE



ATE

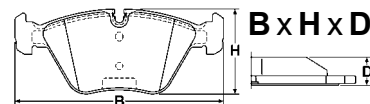


20482 18,5



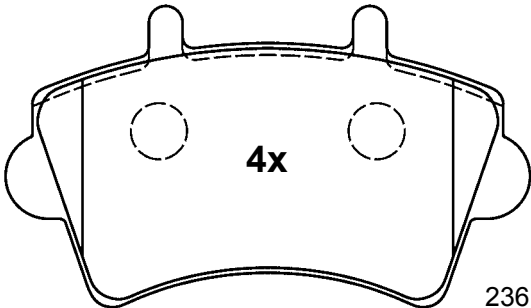


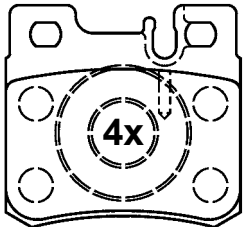


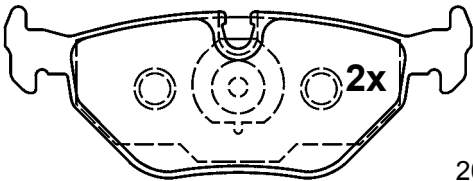
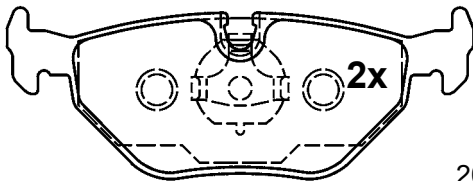


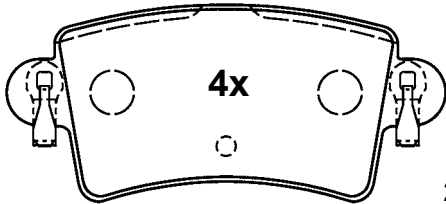
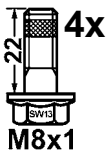


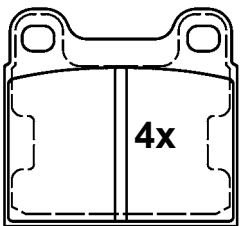


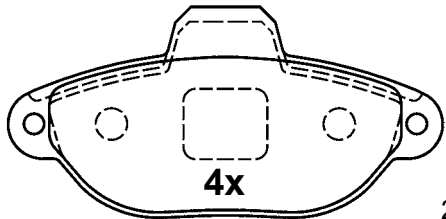


76,8 x 58,9 x 18,5

Abbildungen Scheibenbremsbeläge

Illustrations disc brake pads - Illustrazioni pastiglie freno -
Illustrations plaquettes de frein - Ilustraciones pastillas de freno



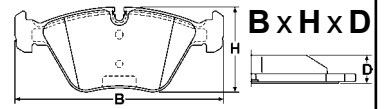
Maßstab - scale - scala - échelle - escala 1:2

13.0460-3800.2 603800	13.0460-3805.2 603805
<p>  NISSAN, OPEL, RENAULT, VAUXHALL  BOS </p>  <p>4x</p> <p>23613 17,7</p> <p>138,7 x 79,6 x 17,7</p>	<p>  MERCEDES BENZ  ATE </p>  <p>4x</p> <p>21197 15,0</p> <p>61,8 x 58,6 x 15,0</p>
13.0460-3803.2 603803	13.0460-3806.2 603806
<p>  BMW  ATE </p>  <p>2x</p> <p>20995 17,3</p>  <p>2x</p> <p>20996 17,3</p> <p>123,0 x 44,9 x 17,3</p>	<p>  NISSAN, OPEL, RENAULT, VAUXHALL  BOS </p>  <p>4x</p> <p>23669 16,8</p> <p>115,9 x 51,4 x 16,8</p>  <p>4x</p> <p>M8x1</p>
13.0460-3804.2 603804	13.0460-3807.2 603807
<p>  MERCEDES BENZ  ATE </p>  <p>4x</p> <p>21035 15,0</p> <p>61,8 x 56,5 x 15,0</p>	<p>  FIAT  BDX </p>  <p>4x</p> <p>21436 17,0</p> <p>114,8 x 55,5 x 17,0</p>  <p>2x</p>  <p>2x</p>

Abbildungen Scheibenbremsbeläge

Illustrations disc brake pads - Illustrazioni pastiglie freno -

Illustrations plaquettes de frein - Ilustraciones pastillas de freno



Maßstab - scale - scala - échelle - escala 1:2

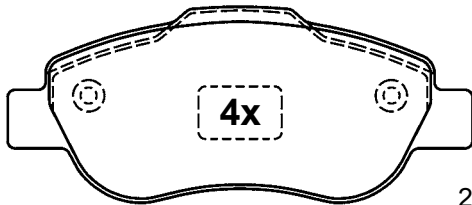
13.0460-3809.2 603809



FIAT

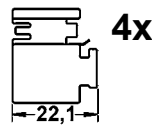
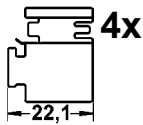



BOS



24072 17,9

122,8 x 51,7 x 17,9



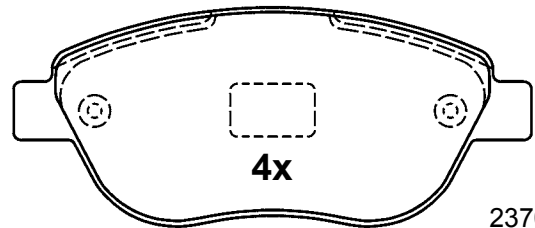
13.0460-3811.2 603811



CITROEN, FIAT, LANCIA,
PEUGEOT

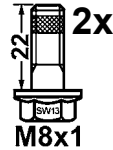


BOS



23708 19,2

136,8 x 57,4 x 19,2



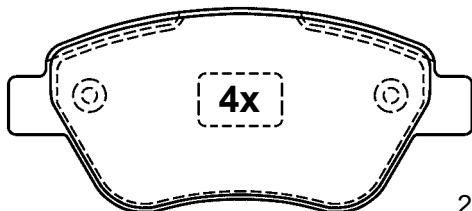
13.0460-3810.2 603810



FIAT, LANCIA

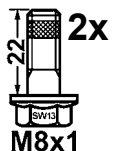


BOS



23705 18,1

122,8 x 53,3 x 18,1



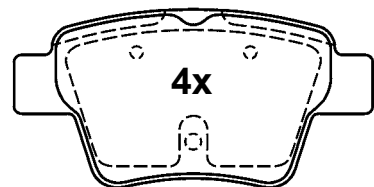
13.0460-3813.2 603813



CITROEN, PEUGEOT

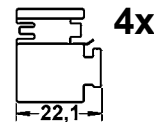
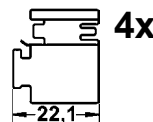
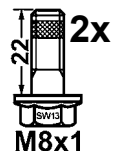


BOS



24150 17,6

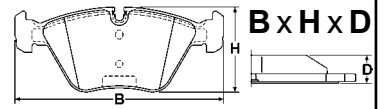
94,8 x 46,9 x 17,6



Abbildungen Scheibenbremsbeläge

Illustrations disc brake pads - Illustrazioni pastiglie freno -

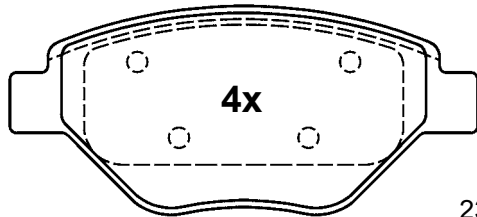
Illustrations plaquettes de frein - Ilustraciones pastillas de freno



Maßstab - scale - scala - échelle - escala 1:2

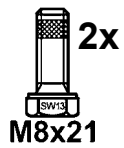
13.0460-3814.2 603814

RENAULT



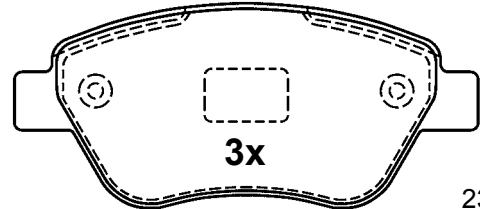
23934 18,2

122,8 x 54,3 x 18,2

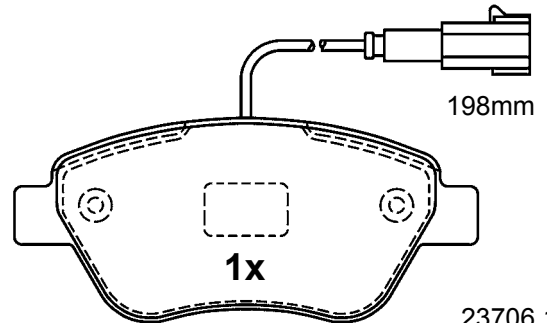


13.0460-3818.2 603818

CITROEN, FIAT, LANCIA, PEUGEOT



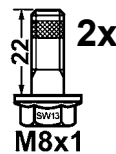
23707 18,1



198mm

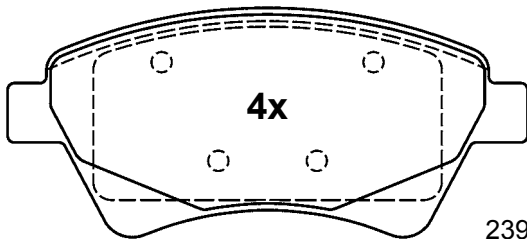
23706 18,1

122,8 x 53,3 x 18,1



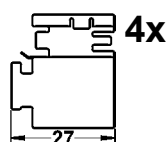
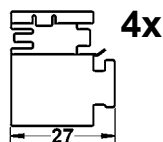
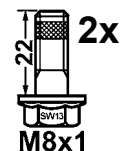
13.0460-3815.2 603815

RENAULT



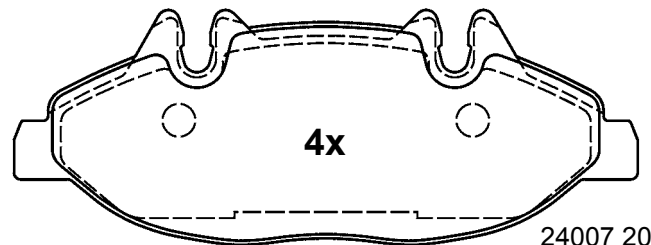
23930 18,2

136,8 x 59,5 x 18,2



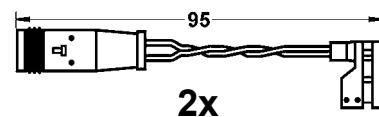

13.0460-3819.2 603819

MERCEDES BENZ



24007 20,8

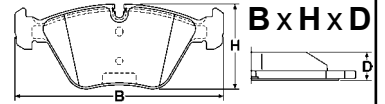
164,8 x 61,8 x 20,8



Abbildungen Scheibenbremsbeläge

Illustrations disc brake pads - Illustrazioni pastiglie freno -

Illustrations plaquettes de frein - Ilustraciones pastillas de freno



Maßstab - scale - scala - échelle - escala 1:2

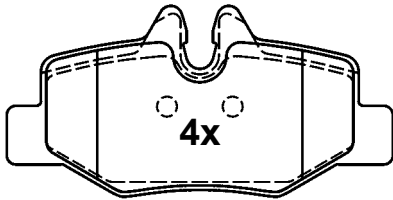
13.0460-3821.2 603821



MERCEDES BENZ

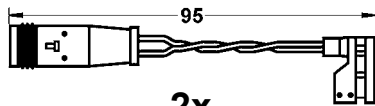


BOS

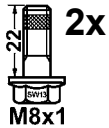


24008 18,3

101,8 x 50,2 x 18,3



2x



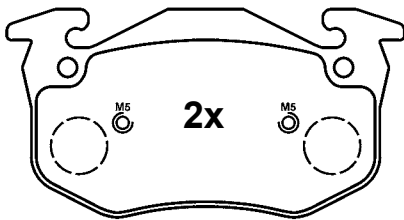
13.0460-3822.2 603822



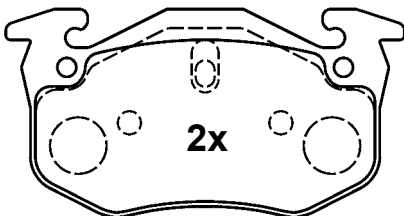
RENAULT



BDX



21597 11,0



21600 11,0

105,0 x 54,9 x 11,0

4x



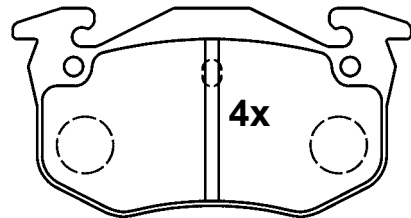
13.0460-3823.2 603823



CITROEN, PEUGEOT



BDX



20974 11,0

105,0 x 54,9 x 11,0

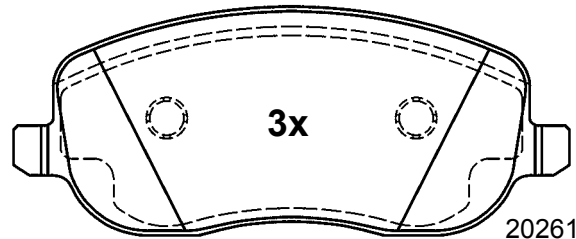
13.0460-3824.2 603824



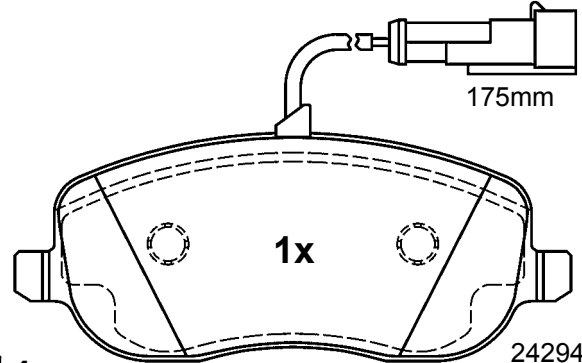
FIAT



LUC



20261 19,0



24294 19,0

146,6 x 60,0 x 19,0



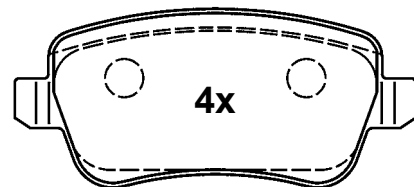
13.0460-3825.2 603825



FIAT



LUC



24348 17,1

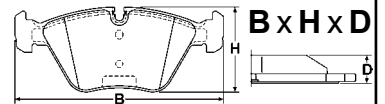
105,5 x 46,4 x 17,1



Abbildungen Scheibenbremsbeläge

Illustrations disc brake pads - Illustrazioni pastiglie freno -

Illustrations plaquettes de frein - Ilustraciones pastillas de freno



Maßstab - scale - scala - échelle - escala 1:2

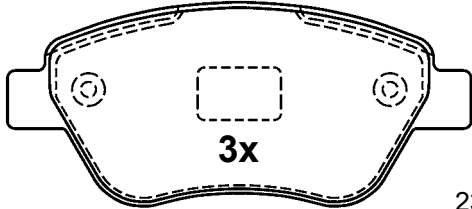
13.0460-3826.2 603826



ALFA ROMEO, FIAT

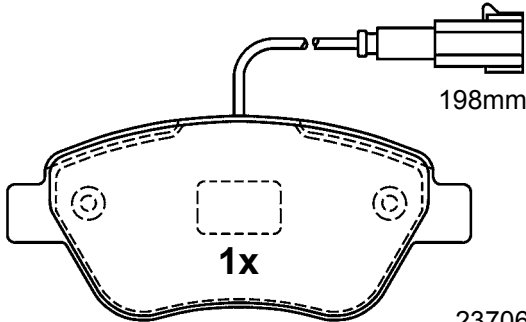


BOS



3x

23707 18,0

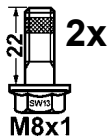


198mm

1x

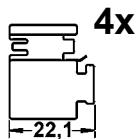
23706 18,0

122,8 x 53,3 x 18,0



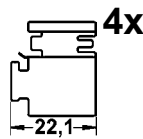
2x

M8x1



4x

22,1



4x

22,1

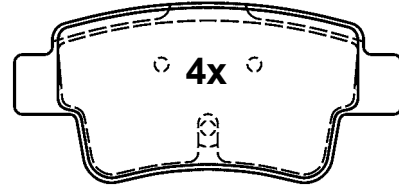
13.0460-3828.2 603828



FIAT



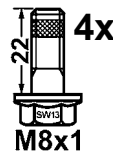
BOS



4x

24349 17,5

101,8 x 47,1 x 17,5



4x

M8x1

13.0460-3829.2 603829



CITROEN, PEUGEOT, TOYOTA



BOS

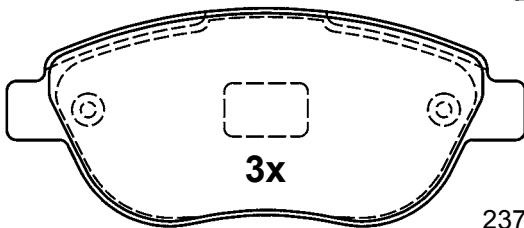
13.0460-3827.2 603827



FIAT, LANCIA

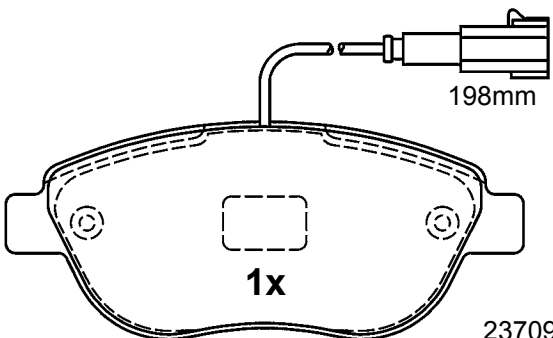


BOS



3x

23710 19,6

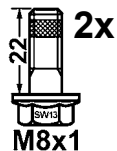


198mm

1x

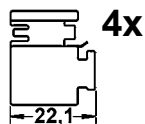
23709 19,6

136,8 x 57,4 x 19,6



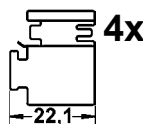
2x

M8x1



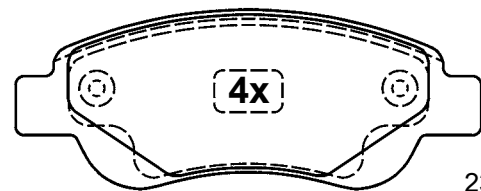
4x

22,1



4x

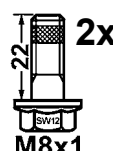
22,1



4x

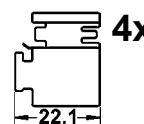
23959 17,0

122,6 x 46,9 x 17,0



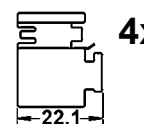
2x

M8x1



4x

22,1



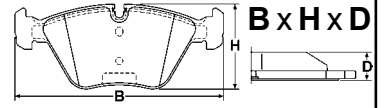
4x

22,1

Abbildungen Scheibenbremsbeläge

Illustrations disc brake pads - Illustrazioni pastiglie freno -

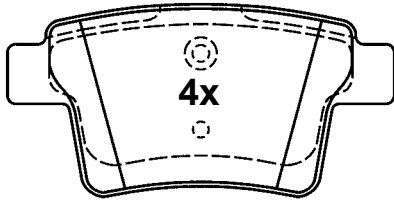
Illustrations plaquettes de frein - Ilustraciones pastillas de freno



Maßstab - scale - scala - échelle - escala 1:2

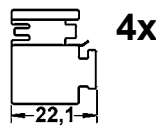
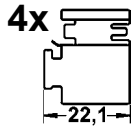
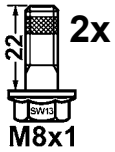
13.0460-3831.2 603831

FORD, JAGUAR



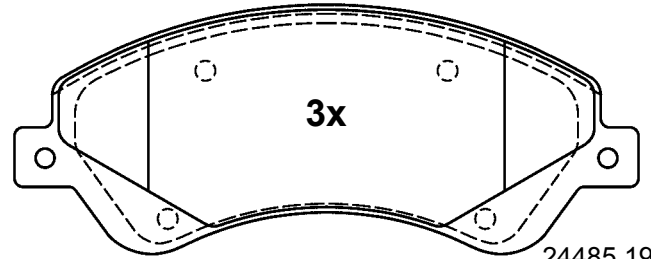
24260 17,3

101,8 x 50,5 x 17,3

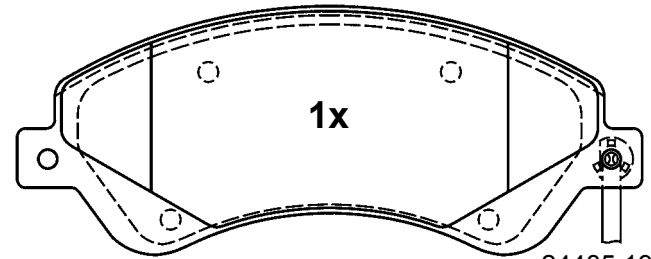


13.0460-3833.2 603833

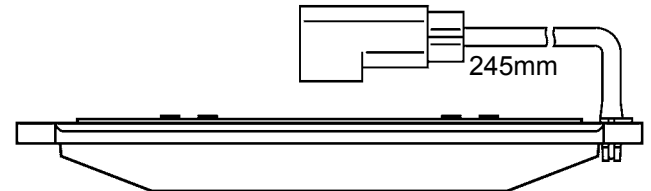
FORD



24485 19,0



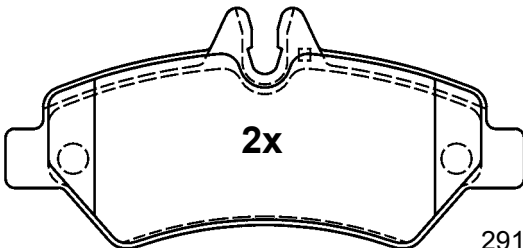
24485 19,0



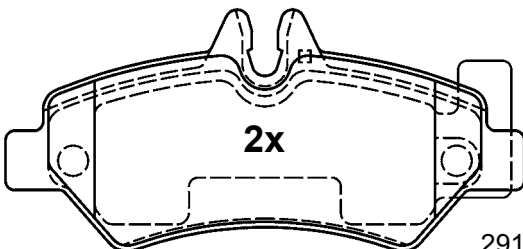
164,8 x 65,5 x 19,0

13.0460-3832.2 603832

VOLKSWAGEN

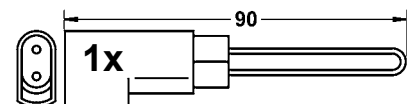
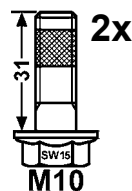
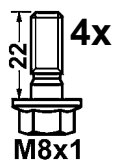
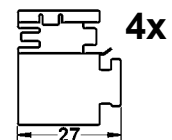
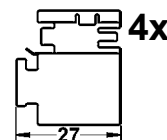


29190 20,2



29190 20,2

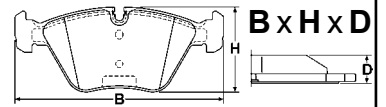
136,8 x 63,0 x 20,2



Abbildungen Scheibenbremsbeläge

Illustrations disc brake pads - Illustrazioni pastiglie freno -

Illustrations plaquettes de frein - Ilustraciones pastillas de freno



Maßstab - scale - scala - échelle - escala 1:2

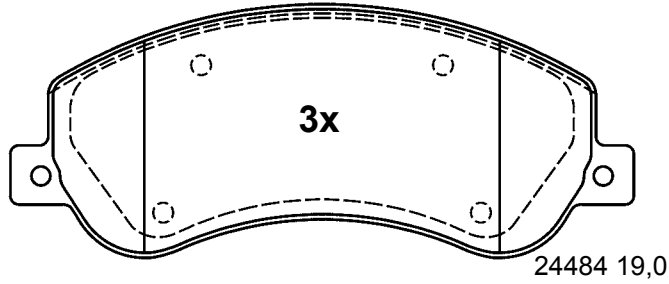
13.0460-3834.2 603834



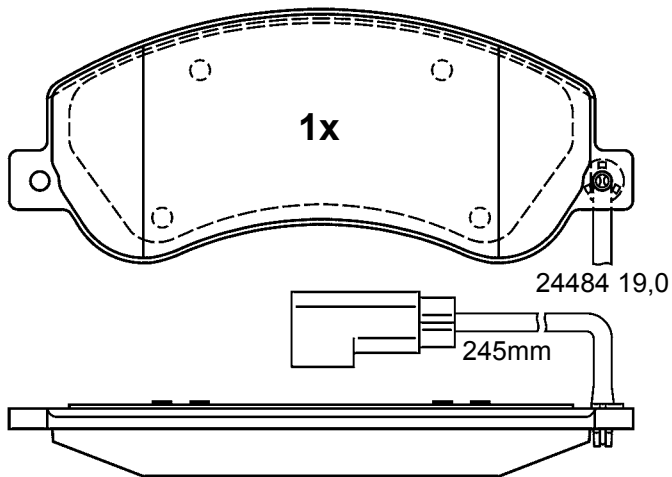
FORD



BOS

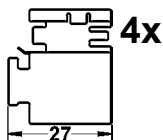


24484 19,0

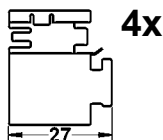


24484 19,0

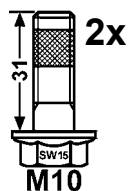
164,8 x 66,8 x 19,0



4x

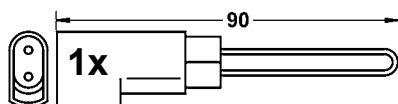


4x



2x

M10



1x

90

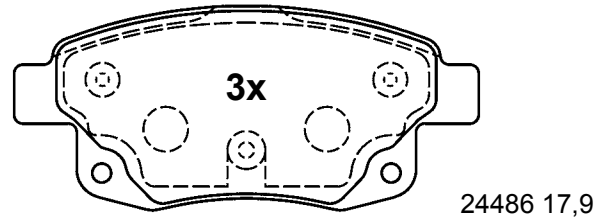
13.0460-3835.2 603835



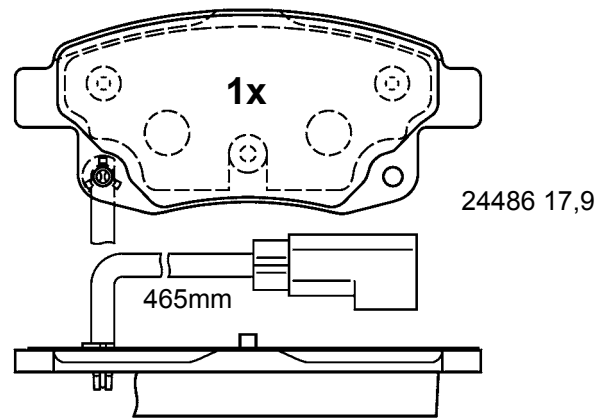
FORD



BOS

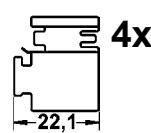


24486 17,9

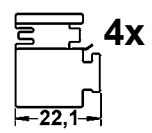


24486 17,9

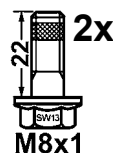
122,8 x 53,6 x 17,9



4x

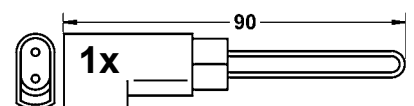


4x



2x

M8x1



1x

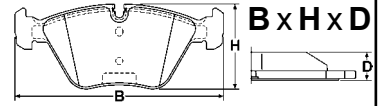
90



Abbildungen Scheibenbremsbeläge

Illustrations disc brake pads - Illustrazioni pastiglie freno -

Illustrations plaquettes de frein - Ilustraciones pastillas de freno



Maßstab - scale - scala - échelle - escala 1:2

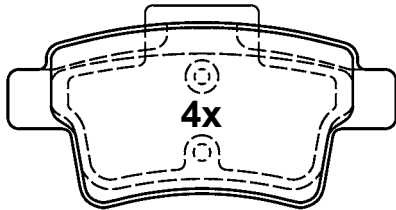
13.0460-3836.2 603836



CITROËN

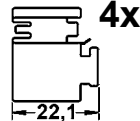
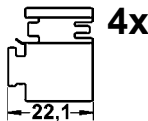
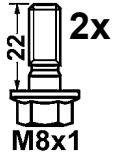
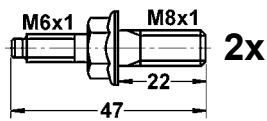


BOS



24540 16,3

101,8 x 48,3 x 16,3



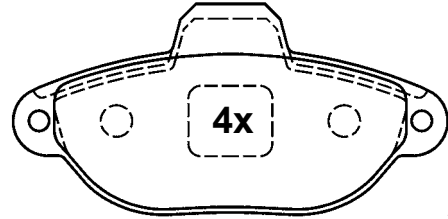
13.0460-3838.2 603838



FIAT, FORD

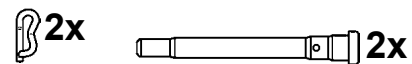
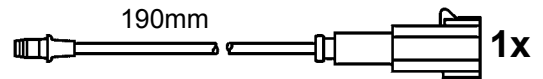


BOS



21436 17,0

114,8 x 55,5 x 17,0



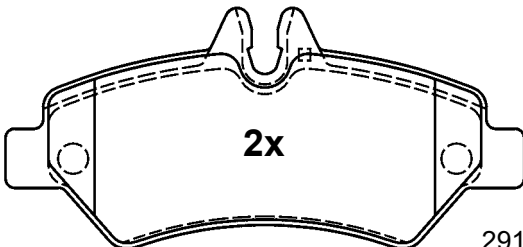
13.0460-3837.2 603837



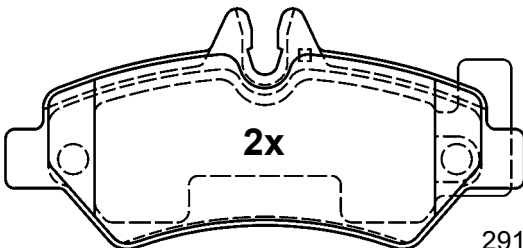
MERCEDES BENZ



BOS

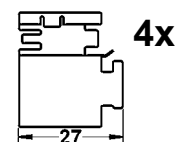
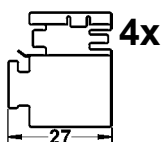
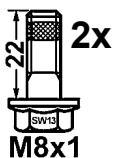
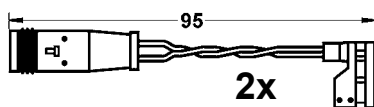


29190 20,2



29190 20,2

136,8 x 63,0 x 20,2



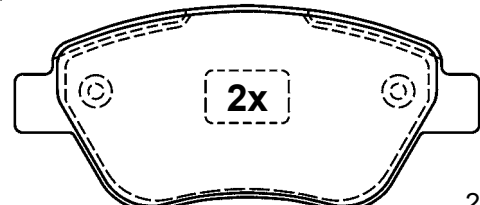
13.0460-3839.2 603839



OPEL, VAUXHALL

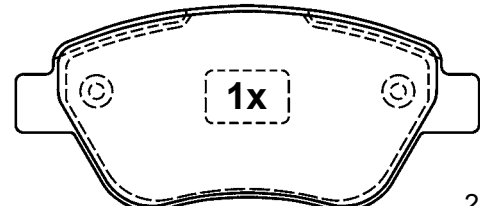


BOS



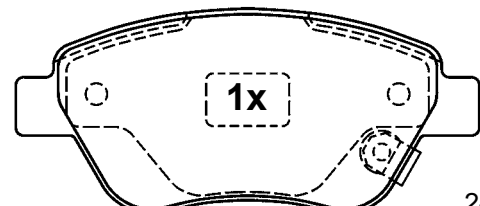
23982 18,1

122,8 x 53,3 x 18,1



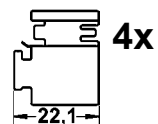
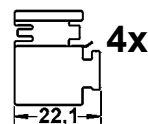
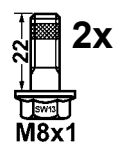
23707 17,9

122,8 x 53,3 x 17,9



24288 17,9

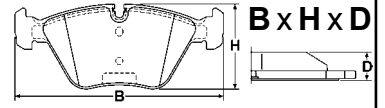
122,8 x 53,3 x 17,9



Abbildungen Scheibenbremsbeläge

Illustrations disc brake pads - Illustrazioni pastiglie freno -

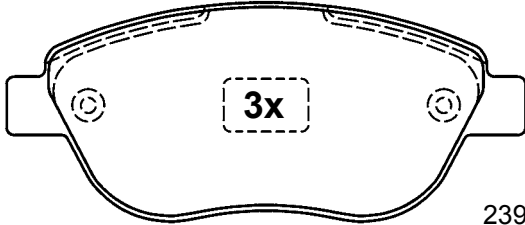
Illustrations plaquettes de frein - Ilustraciones pastillas de freno



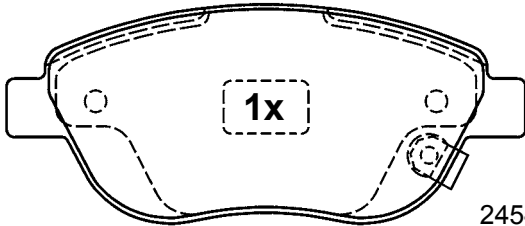
Maßstab - scale - scala - échelle - escala 1:2

13.0460-3840.2 603840

OPEL, VAUXHALL

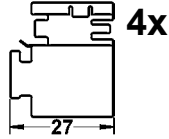
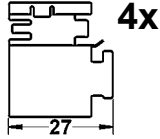
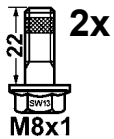


23981 19,6



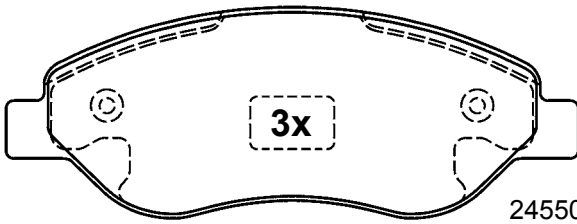
24549 19,6

136,9 x 57,4 x 19,6

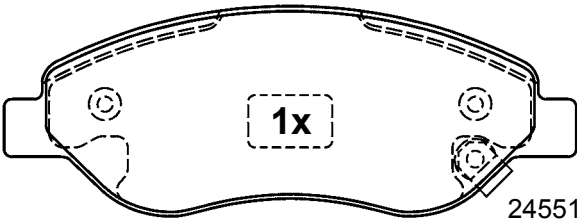


13.0460-3841.2 603841

OPEL, VAUXHALL

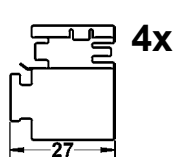
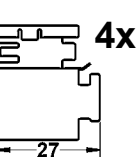
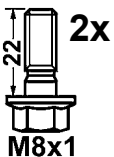


24550 19,5



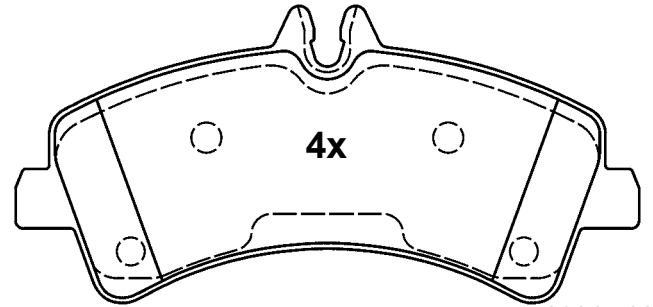
24551 19,5

150,9 x 54,9 x 19,5



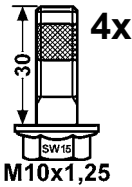
13.0460-3842.2 603842

MERCEDES BENZ, VOLKSWAGEN



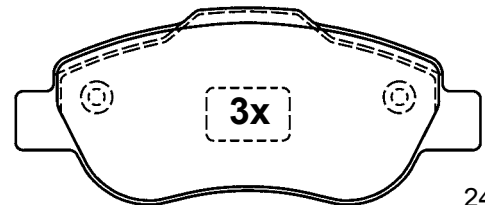
29217 20,5

164,8 x 78,2 x 20,5

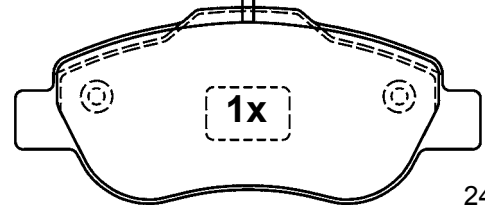
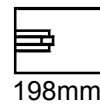


13.0460-3846.2 603846

FIAT, FORD

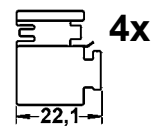
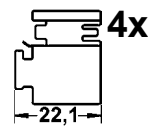
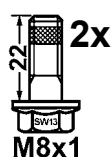


24072 17,9



24764 17,9

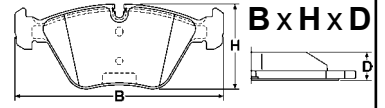
122,8 x 51,7 x 17,9



Abbildungen Scheibenbremsbeläge

Illustrations disc brake pads - Illustrazioni pastiglie freno -

Illustrations plaquettes de frein - Ilustraciones pastillas de freno



Maßstab - scale - scala - échelle - escala 1:2

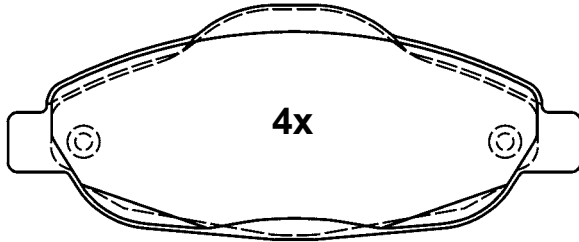
13.0460-3847.2 603847



PEUGEOT

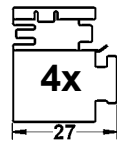
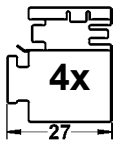
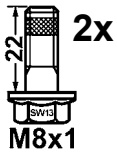


BOS



151,0 x 62,0 x 17,8

24660 17,8



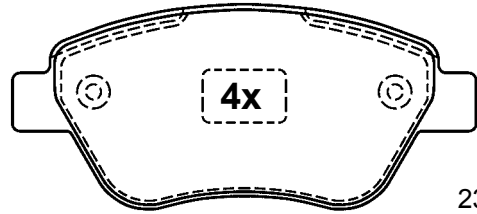
13.0460-3850.2 603850



FIAT



BOS



122,9 x 53,3 x 18,0

23707 18,0

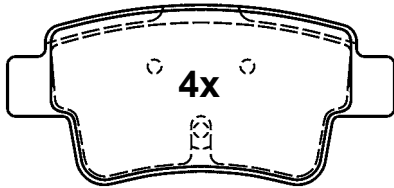
13.0460-3848.2 603848



OPEL, VAUXHALL

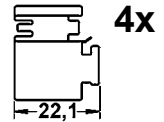
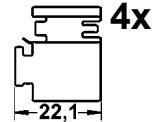
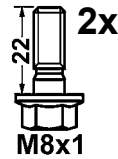


BOS



101,8 x 47,1 x 17,6

24349 17,6



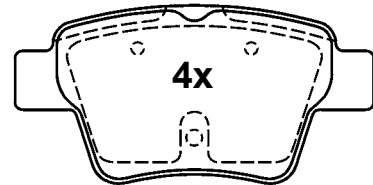
13.0460-3851.2 603851



PEUGEOT



BOS



94,8 x 46,9 x 17,6

24150 17,6

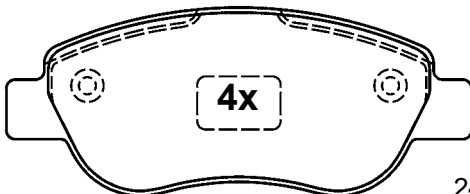
13.0460-3849.2 603849



FIAT

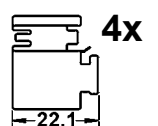
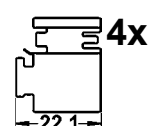
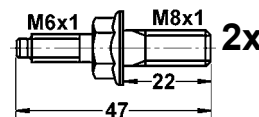
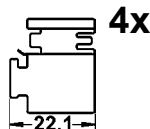
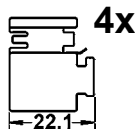
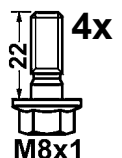


BOS



122,8 x 49,3 x 17,9

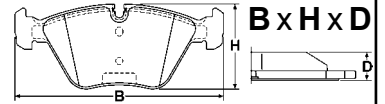
24393 17,9



Abbildungen Scheibenbremsbeläge

Illustrations disc brake pads - Illustrazioni pastiglie freno -

Illustrations plaquettes de frein - Ilustraciones pastillas de freno



Maßstab - scale - scala - échelle - escala 1:2

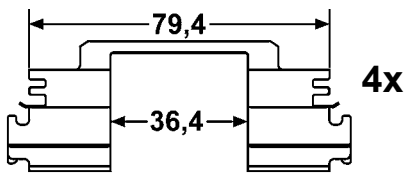
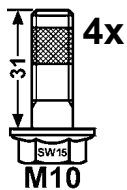
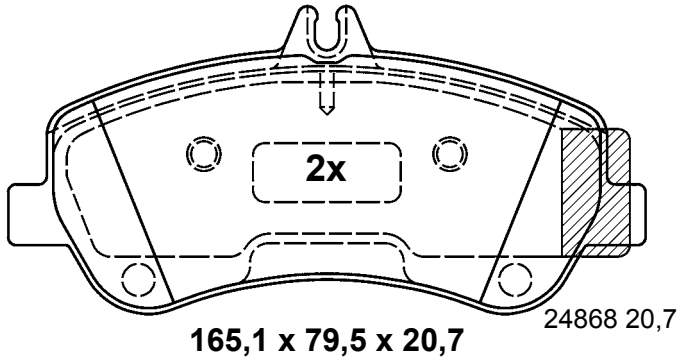
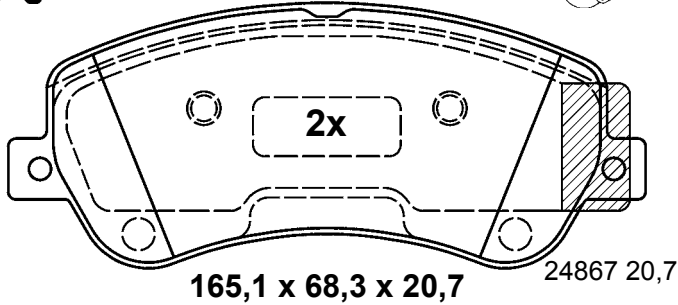
13.0460-3852.2 603852



MERCEDES BENZ



BOS



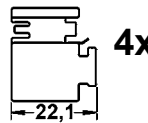
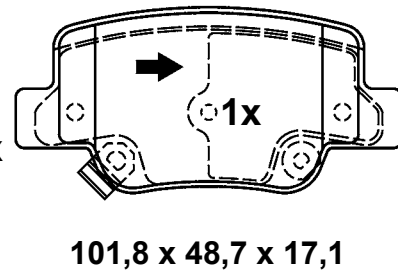
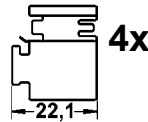
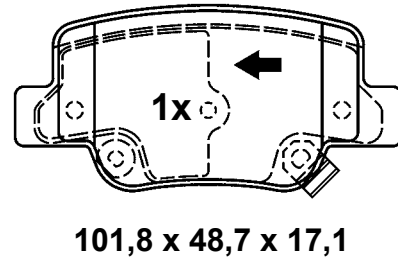
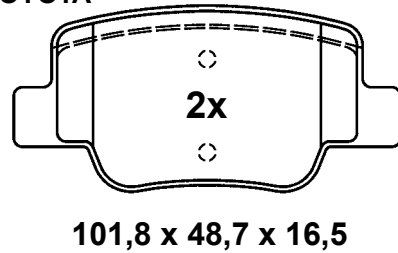
13.0460-3854.2 603854



TOYOTA



BOS



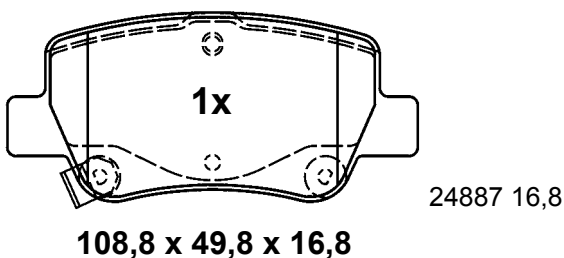
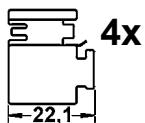
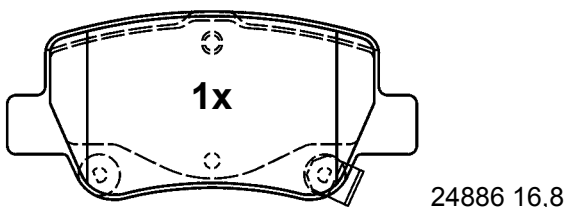
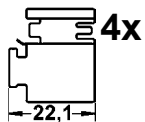
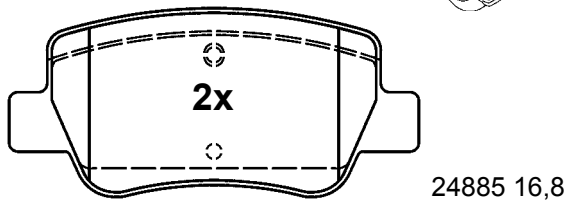
13.0460-3853.2 603853



TOYOTA



BOS



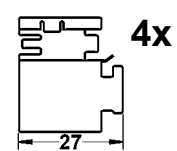
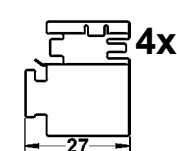
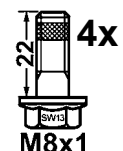
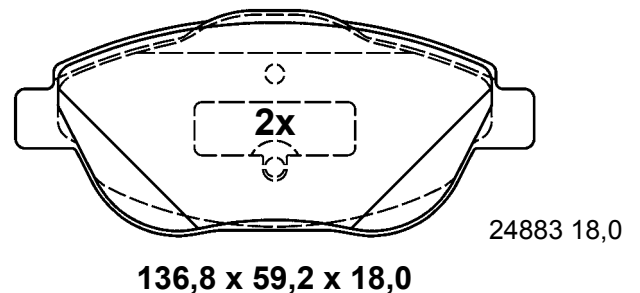
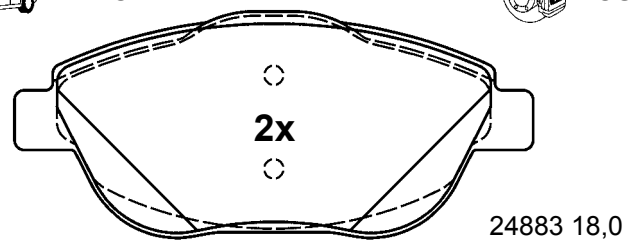
13.0460-3855.2 603855



CITROEN



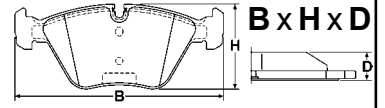
BOS



Abbildungen Scheibenbremsbeläge

Illustrations disc brake pads - Illustrazioni pastiglie freno -

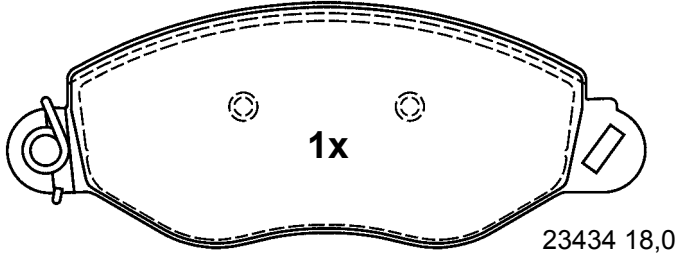
Illustrations plaquettes de frein - Ilustraciones pastillas de freno



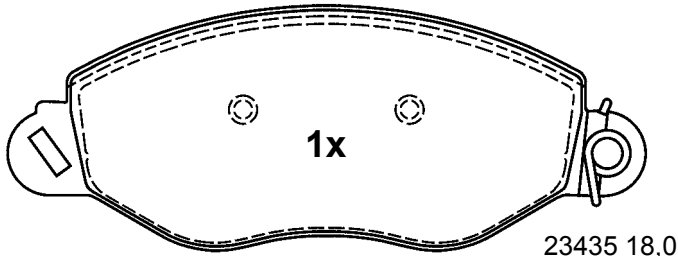
Maßstab - scale - scala - échelle - escala 1:2

13.0460-3856.2 603856

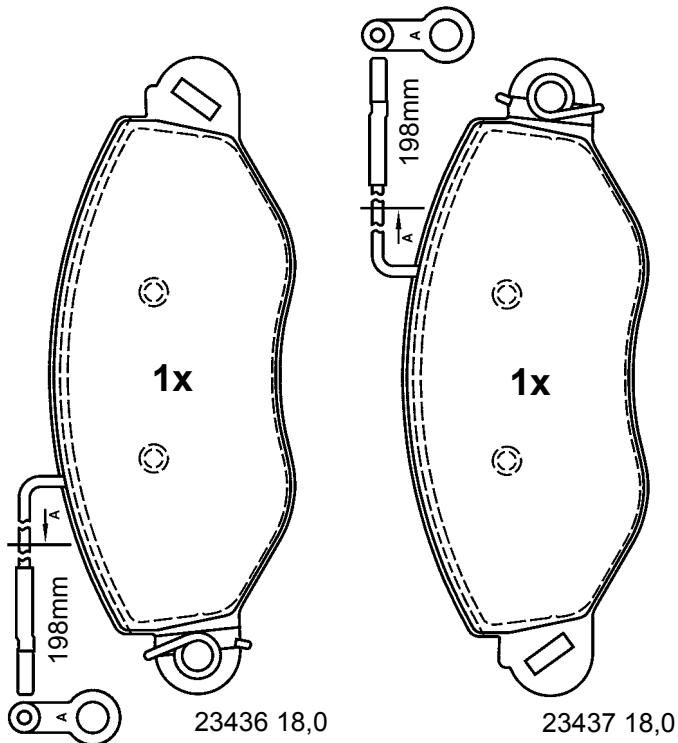
NISSAN



23434 18,0

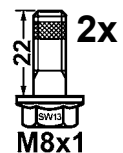


23435 18,0



23436 18,0

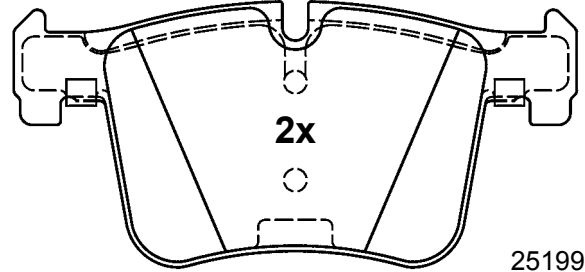
23437 18,0



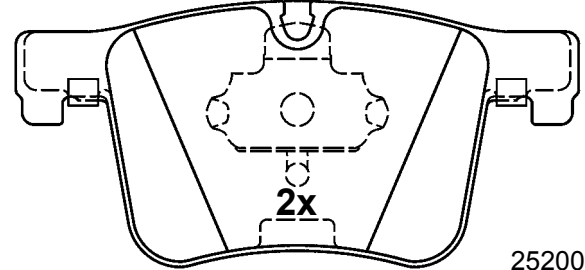
168,3 x 63,9 x 18,0

13.0460-3857.2 603857

BMW



25199 19,6

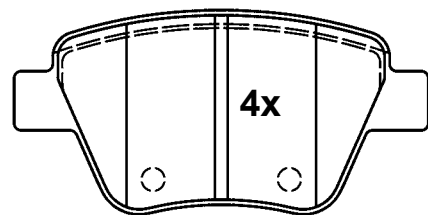


25200 19,6

148,2 x 69,8 x 19,6

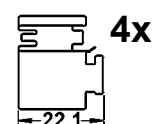
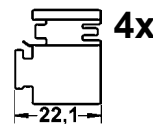
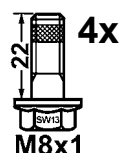
13.0460-3858.2 603858

AUDI, SEAT,
SKODA, VOLKSWAGEN



24563 17,7

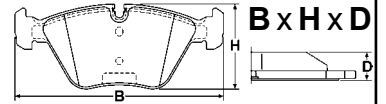
109,3 x 53,4 x 17,7



Abbildungen Scheibenbremsbeläge

Illustrations disc brake pads - Illustrazioni pastiglie freno -

Illustrations plaquettes de frein - Ilustraciones pastillas de freno



Maßstab - scale - scala - échelle - escala 1:2

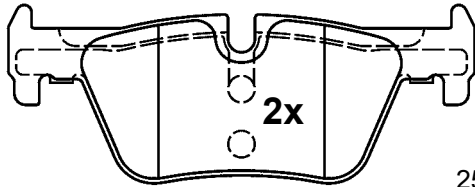
13.0460-3859.2 603859



BMW

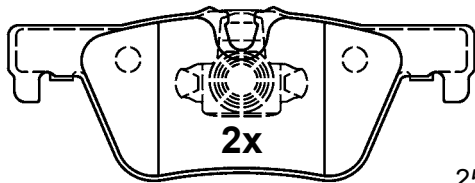


BOS



25307 17,5

123,0 x 46,7 x 17,5



25308 17,5

123,0 x 45,3 x 17,5

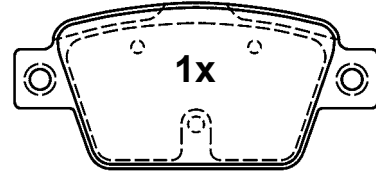
13.0460-3861.2 603861



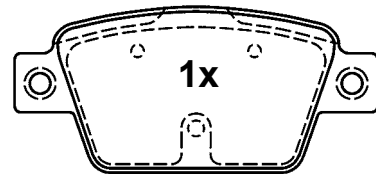
ALFA ROMEO, FIAT, LANCIA



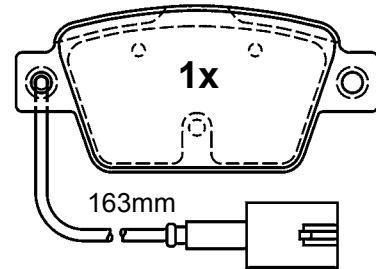
BOS



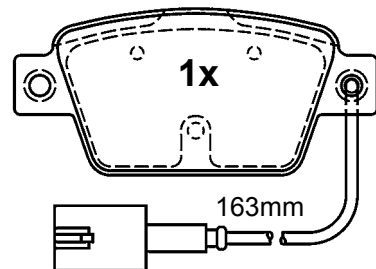
23714 17,6



23714 17,6



25527 17,6



25526 17,6

94,8 x 42,9 x 17,6

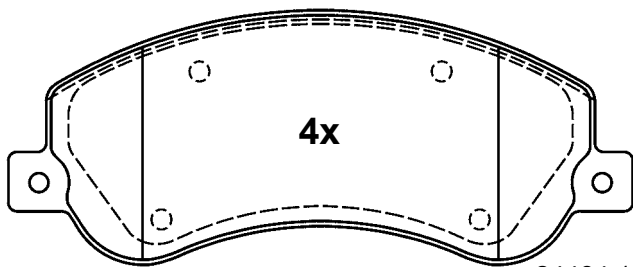
13.0460-3860.2 603860



VOLKSWAGEN

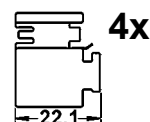
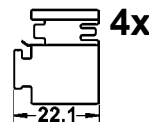
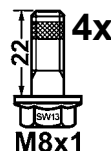
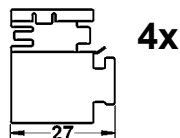
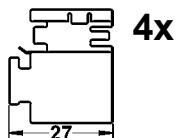
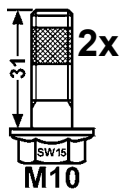


BOS



24484 18,8

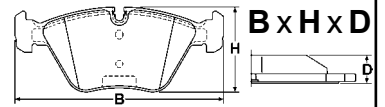
164,8 x 66,8 x 18,8



Abbildungen Scheibenbremsbeläge

Illustrations disc brake pads - Illustrazioni pastiglie freno -

Illustrations plaquettes de frein - Ilustraciones pastillas de freno



Maßstab - scale - scala - échelle - escala 1:2

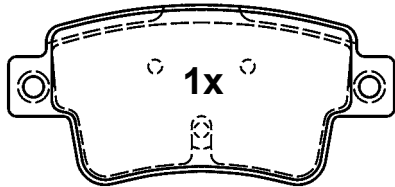
13.0460-3862.2 603862



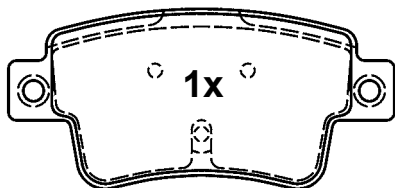
FIAT



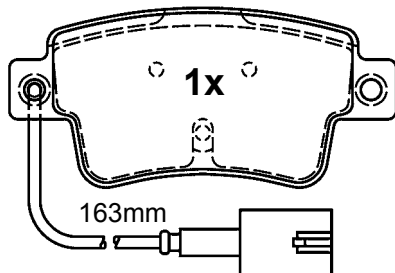
BOS



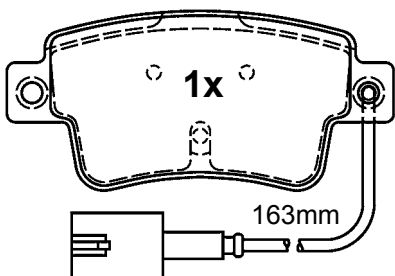
25451 17,6
(24349)



25451 17,6
(24349)

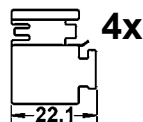
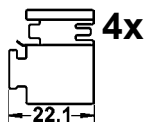
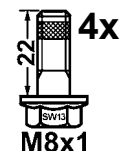


25357 17,6



25357 17,6

101,8 x 47,1 x 17,6



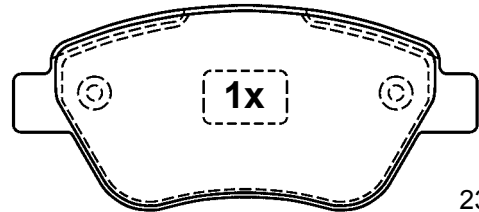
13.0460-3863.2 603863



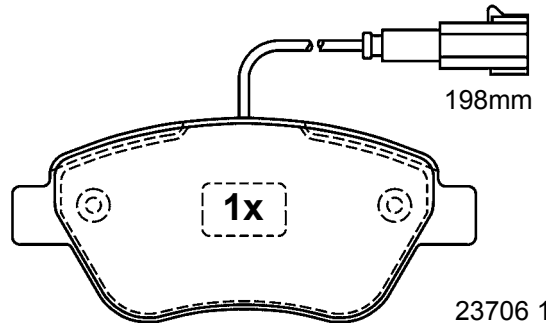
ALFA ROMEO, CITROEN,
FIAT, PEUGEOT



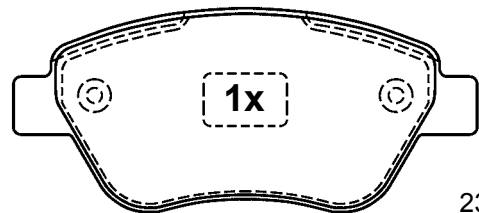
BOS



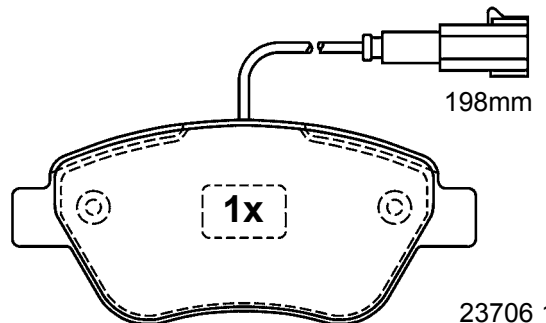
23707 18,0



23706 18,0

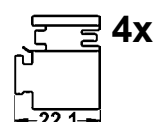
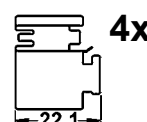
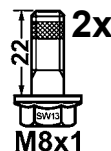


23707 18,0



23706 18,0

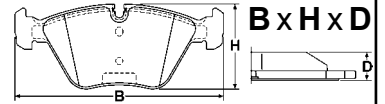
122,8 x 53,3 x 18,0



Abbildungen Scheibenbremsbeläge

Illustrations disc brake pads - Illustrazioni pastiglie freno -

Illustrations plaquettes de frein - Ilustraciones pastillas de freno



Maßstab - scale - scala - échelle - escala 1:2

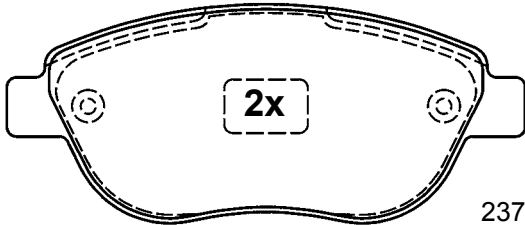
13.0460-3864.2 603864



FIAT

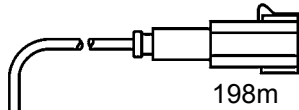


BOS

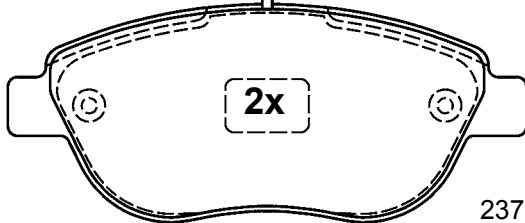


2x

23710 19,6



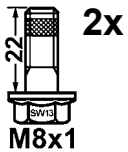
198m



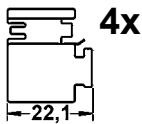
2x

23709 19,6

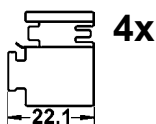
136,8 x 57,4 x 19,6



2x



4x



4x

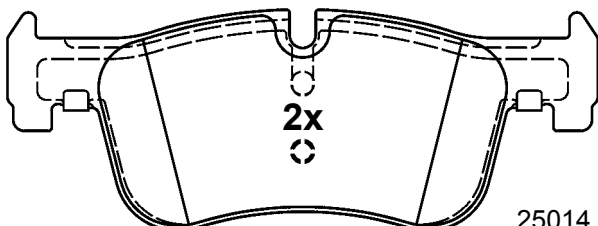
13.0460-3865.2 603865



BMW



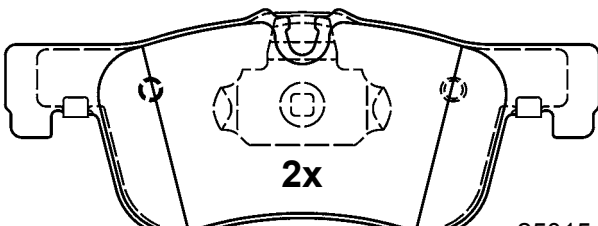
BOS



2x

25014 18,2

155,7 x 57,8 x 18,2



2x

25015 18,2

156,7 x 59,7 x 18,2

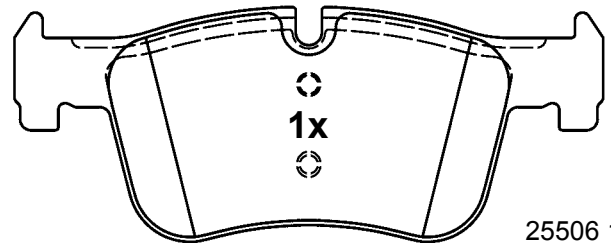
13.0460-3866.2 603866



BMW



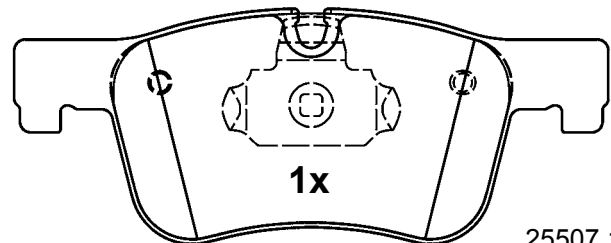
BOS



1x

25506 18,2

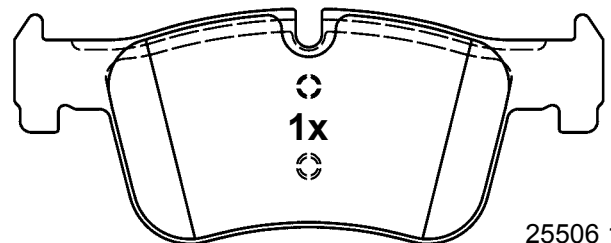
155,7 x 61,6 x 18,2



1x

25507 18,2

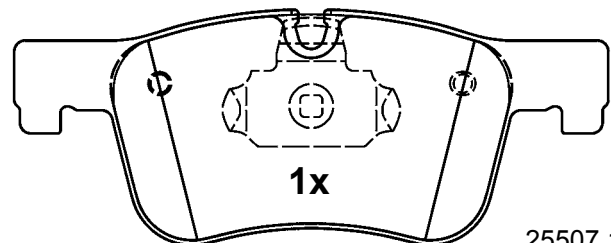
156,7 x 61,6 x 18,2



1x

25506 18,2

155,7 x 61,6 x 18,2



1x

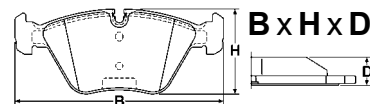
25507 18,2

156,7 x 61,6 x 18,2

Abbildungen Scheibenbremsbeläge

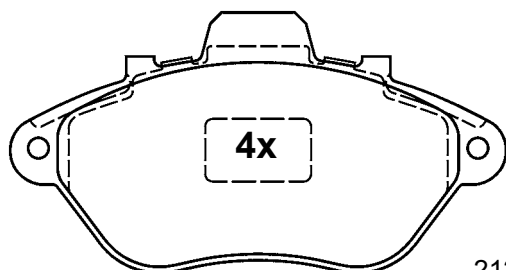
Illustrations disc brake pads - Illustrazioni pastiglie freno -

Illustrations plaquettes de frein - Ilustraciones pastillas de freno



Maßstab - scale - scala - échelle - escala 1:2

13.0460-3902.2 603902



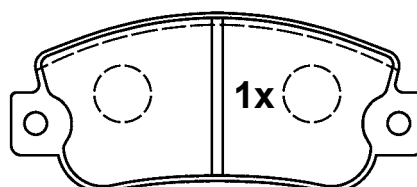
21299 17,0
(21300)
(20035)
(20036)

130,8 x 68,7 x 17,0

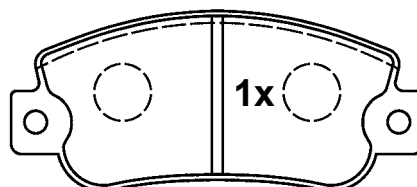
125mm 2x

345mm 2x

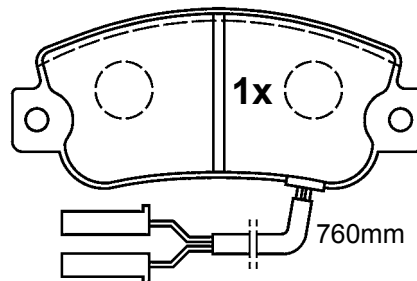
13.0460-3905.2 603905



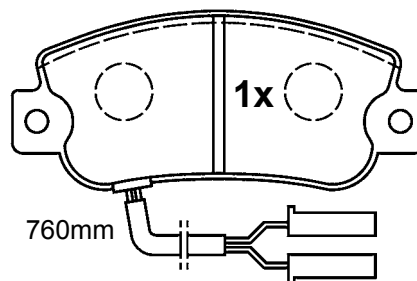
21131 14,7



21131 14,7

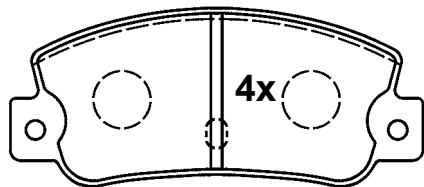


21132 14,7



21133 14,7

13.0460-3904.2 603904



21107 12,0

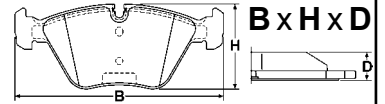
108,9 x 47,1 x 12,0

108,9 x 47,4 x 14,7

Abbildungen Scheibenbremsbeläge

Illustrations disc brake pads - Illustrazioni pastiglie freno -

Illustrations plaquettes de frein - Ilustraciones pastillas de freno



Maßstab - scale - scala - échelle - escala 1:2

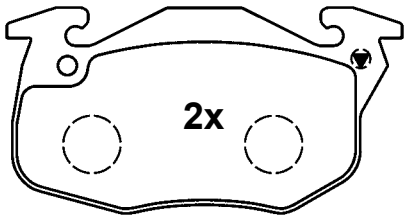
13.0460-3911.2 603911



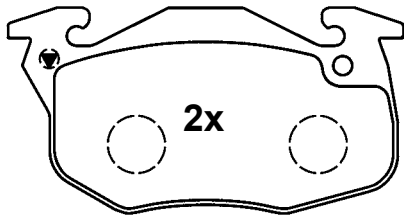
PEUGEOT, RENAULT



BDX



20905 18,0
(20986)



20906 18,0
(20987)

105,0 x 54,0 x 18,0

183mm 2x

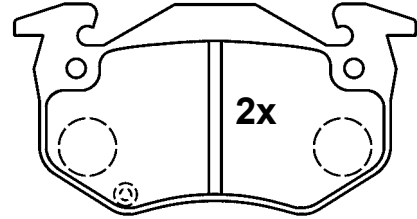
13.0460-3915.2 603915



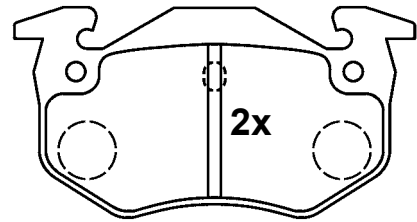
CITROEN



BDX



20859 18,0
(20860)



20635 18,0
(20636)

105,0 x 54,9 x 18,0

113mm 2x

236mm 2x

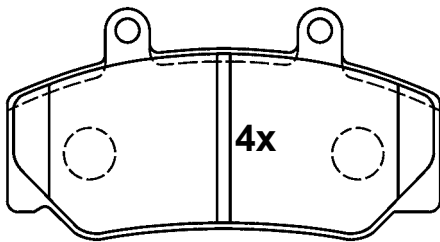
13.0460-3914.2 603914



VOLVO



BDX



21233 16,7

113,8 x 62,2 x 16,7

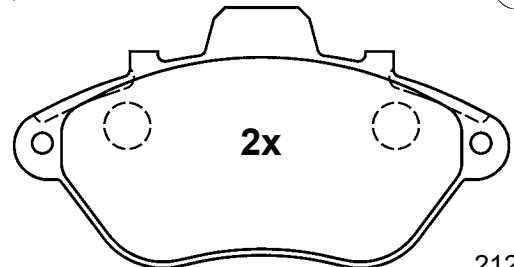
13.0460-3916.2 603916



CITROEN

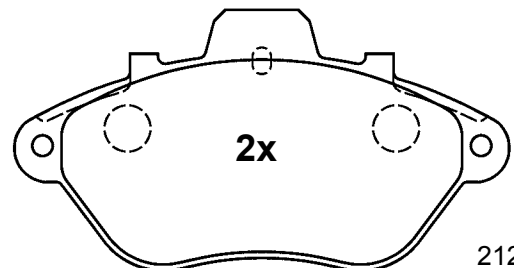


BDX



21299 15,9
(21300)

130,8 x 68,7 x 15,9



21296 16,5
(21297)

130,8 x 68,7 x 16,5

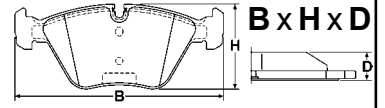
125mm 2x

345mm 2x

Abbildungen Scheibenbremsbeläge

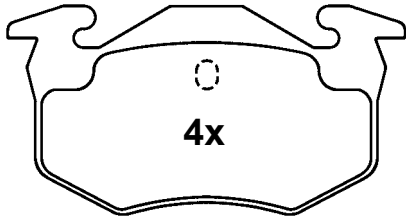
Illustrations disc brake pads - Illustrazioni pastiglie freno -

Illustrations plaquettes de frein - Ilustraciones pastillas de freno



Maßstab - scale - scala - échelle - escala 1:2

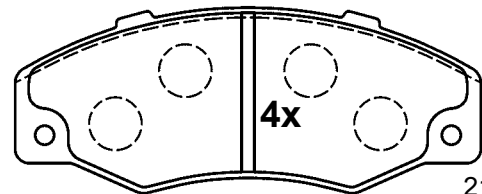
13.0460-3926.2 603926



20974 10,8

105,0 x 54,8 x 10,8

13.0460-3933.2 603933

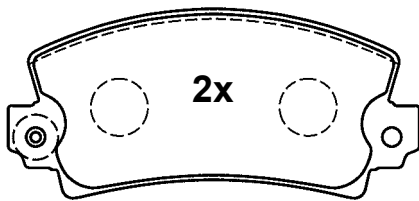


21016 17,0
(21086)
(21087)

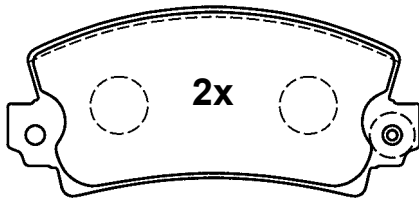
123,1 x 48,8 x 17,0

380mm  2x

13.0460-3928.2 603928



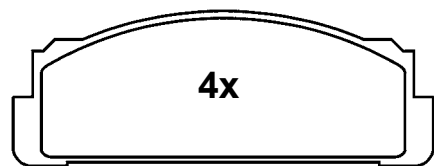
20140 14,0



20141 14,0

108,8 x 49,3 x 14,0

13.0460-3936.2 603936



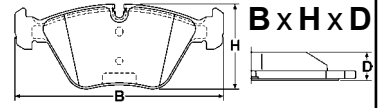
20073 17,3

108,9 x 39,0 x 17,3

Abbildungen Scheibenbremsbeläge

Illustrations disc brake pads - Illustrazioni pastiglie freno -

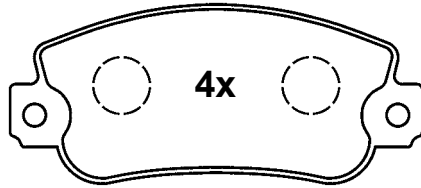
Illustrations plaquettes de frein - Ilustraciones pastillas de freno



Maßstab - scale - scala - échelle - escala 1:2

13.0460-3939.2 603939

FIAT, SEAT

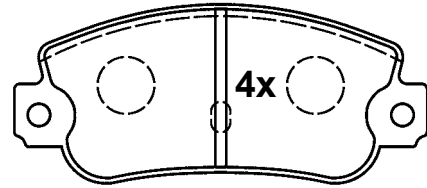


20775 18,0

108,9 x 47,4 x 18,0

13.0460-3942.2 603942

FIAT, LANCIA

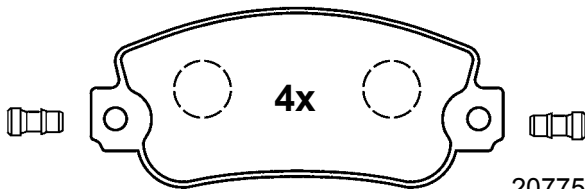


20841 12,0

109,0 x 47,4 x 12,0

13.0460-3940.2 603940

AUTOBIANCHI, FIAT,
LANCIA, SEAT

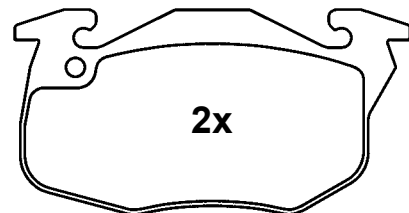


20775 18,0
(20776/20777)

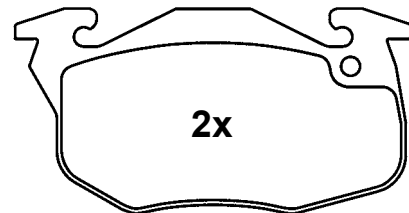
109,0 x 47,4 x 18,0

13.0460-3943.2 603943

PEUGEOT



20905 18,0



20906 18,0

105,0 x 54,3 x 18,0

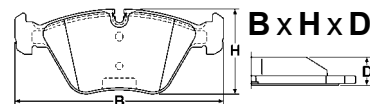
190mm 2x

305mm 2x

Abbildungen Scheibenbremsbeläge

Illustrations disc brake pads - Illustrazioni pastiglie freno -

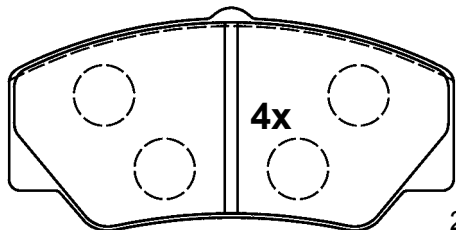
Illustrations plaquettes de frein - Ilustraciones pastillas de freno



Maßstab - scale - scala - échelle - escala 1:2

13.0460-3944.2 603944

FORD

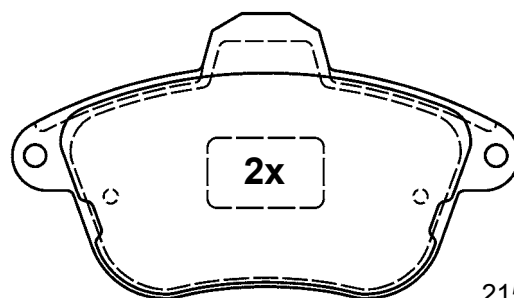


21141 18,0

116,9 x 58,6 x 18,0

13.0460-3947.2 603947

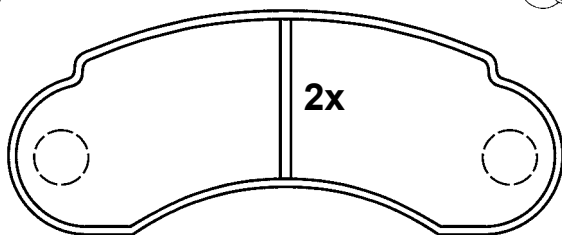
CITROEN



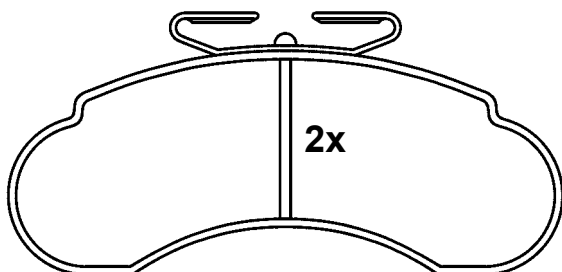
21509 17,0
(21513)

13.0460-3945.2 603945

MERCEDES BENZ

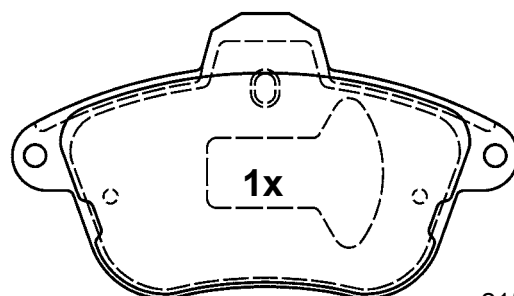


20932 14,0

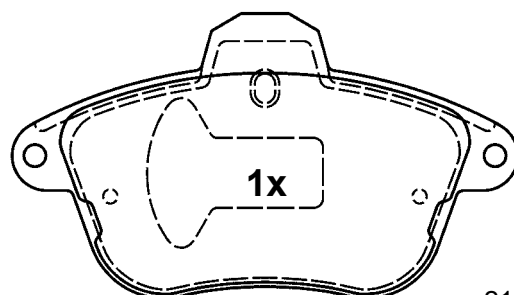


20934 14,0

145,5 x 59,0 x 14,0



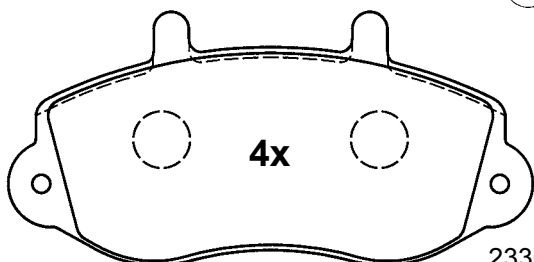
21505 17,0



21510 17,0

13.0460-3946.2 603946

OPEL, RENAULT, VAUXHALL



23302 18,0

138,8 x 66,5 x 18,0

130,8 x 73,1 x 17,0

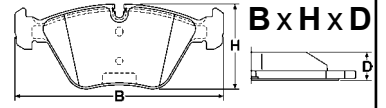
125mm 2x

345mm 2x

Abbildungen Scheibenbremsbeläge

Illustrations disc brake pads - Illustrazioni pastiglie freno -

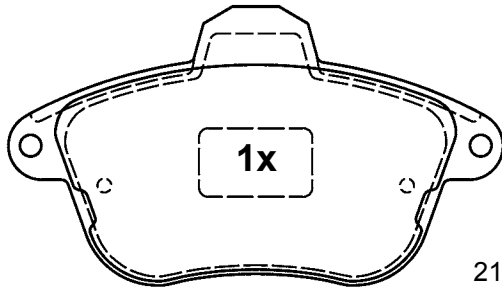
Illustrations plaquettes de frein - Ilustraciones pastillas de freno



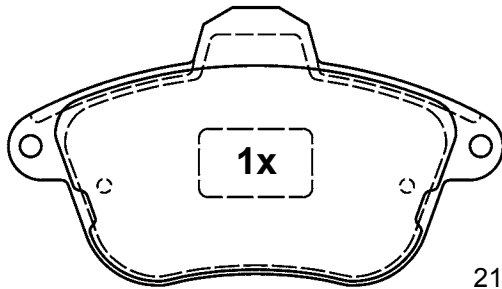
Maßstab - scale - scala - échelle - escala 1:2

13.0460-3948.2 603948

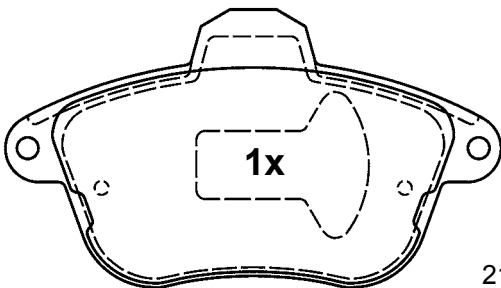
PEUGEOT



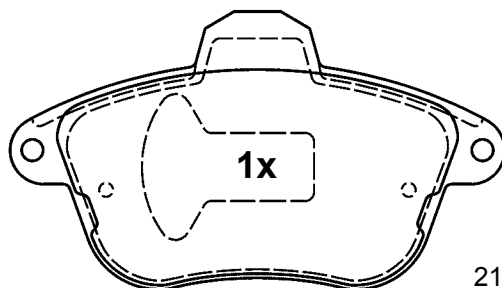
21509 17,0



21509 17,0



21508 17,0



21512 17,0

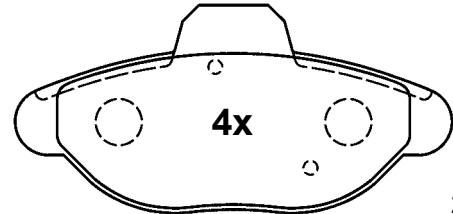
130,8 x 73,1 x 17,0

125mm 2x

345mm 2x

13.0460-3949.2 603949

FIAT

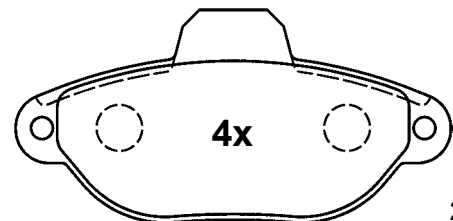


21365 17,0

114,8 x 54,8 x 17,0

13.0460-3950.2 603950

FIAT, LANCIA

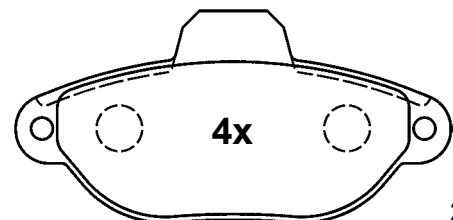


21436 17,0

115,0 x 55,2 x 17,0

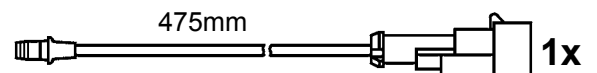
13.0460-3951.2 603951

FIAT, LANCIA



21436 16,2

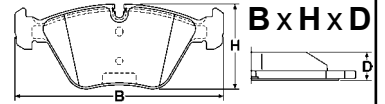
115,0 x 55,2 x 16,2



Abbildungen Scheibenbremsbeläge

Illustrations disc brake pads - Illustrazioni pastiglie freno -

Illustrations plaquettes de frein - Ilustraciones pastillas de freno



Maßstab - scale - scala - échelle - escala 1:2

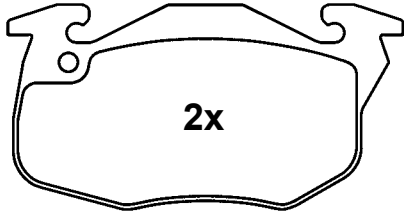
13.0460-3952.2 603952



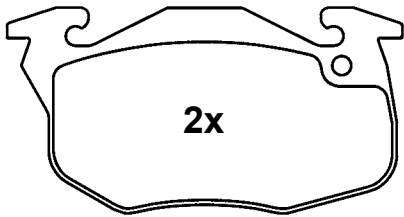
CITROEN, PEUGEOT



BDX



20905 18,0



20906 18,0

105,0 x 54,3 x 18,0

280mm 2x

365mm 2x

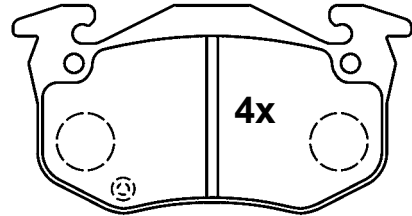
13.0460-3955.2 603955



RENAULT



BDX



20634 15,0
(21096)
(21097)

105,0 x 54,9 x 15,0

183mm 2x

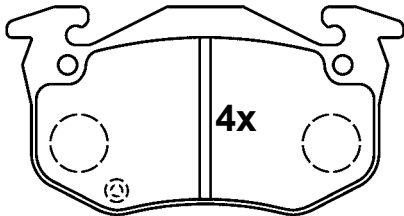
13.0460-3953.2 603953



RENAULT



BDX



20634 15,0

105,0 x 54,9 x 15,0

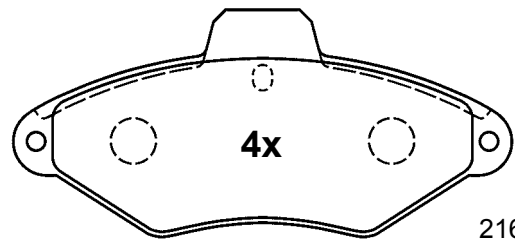
13.0460-3956.2 603956



CITROEN



BDX



21631 17,0

130,8 x 60,0 x 17,0

152mm 2x

364mm 2x

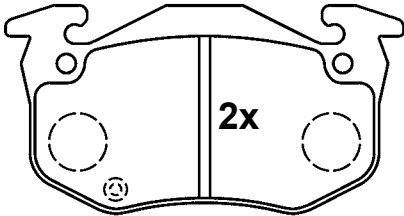
13.0460-3954.2 603954



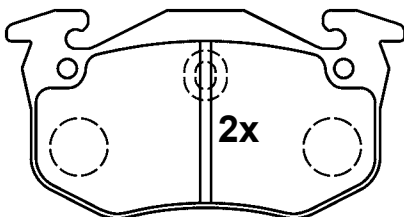
CITROEN, PEUGEOT, RENAULT



BDX



20973 11,0



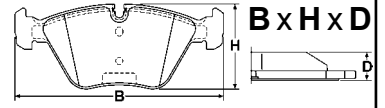
20974 11,0

105,0 x 54,9 x 11,0

Abbildungen Scheibenbremsbeläge

Illustrations disc brake pads - Illustrazioni pastiglie freno -

Illustrations plaquettes de frein - Ilustraciones pastillas de freno



Maßstab - scale - scala - échelle - escala 1:2

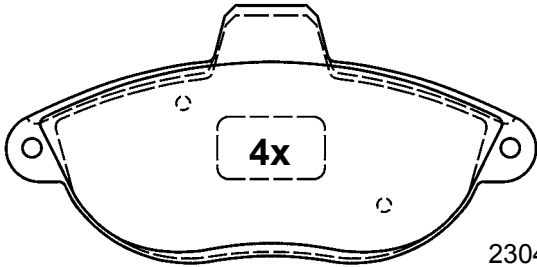
13.0460-3957.2 603957



CITROEN, FIAT, PEUGEOT



BDX



4x

23042 19,0

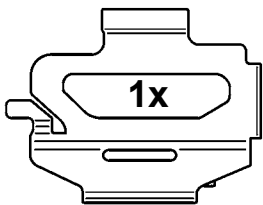
139,8 x 68,8 x 19,0

270mm 2x

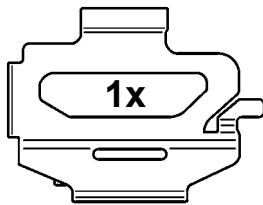
2x

2x

2x



1x



1x

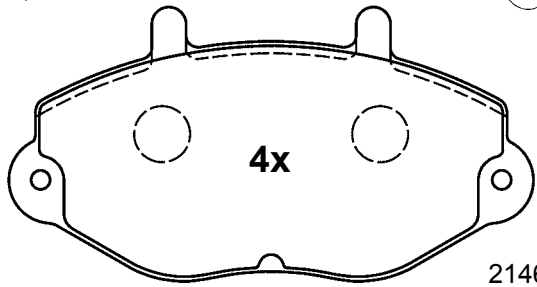
13.0460-3959.2 603959



FORD



BDX



4x

21469 18,0

138,7 x 72,1 x 18,0

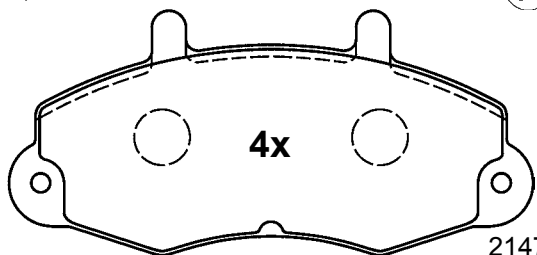
13.0460-3960.2 603960



FORD



BDX



4x

21470 18,0

138,7 x 64,1 x 18,0

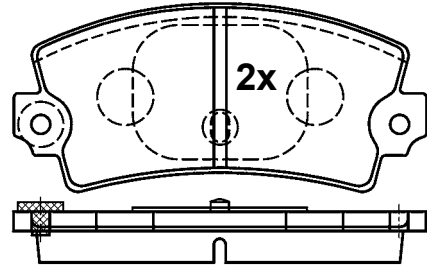
13.0460-3961.2 603961



RENAULT, TALBOT

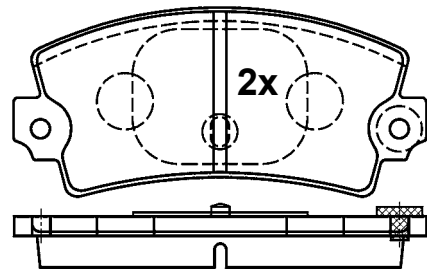


BDX



2x

20336 14,0



2x

20337 14,0

108,9 x 49,8 x 14,0

2x

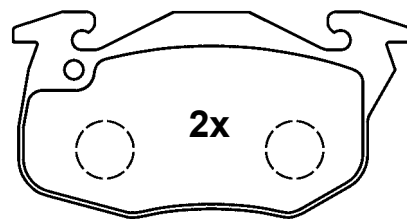
13.0460-3962.2 603962



CITROEN, PEUGEOT

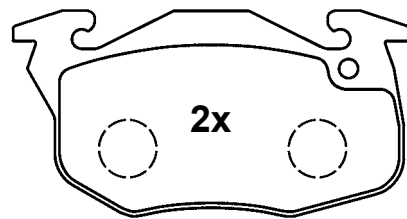


BDX



2x

20905 18,0



2x

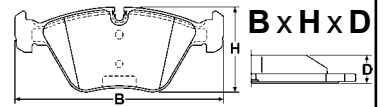
20906 18,0

105,0 x 54,0 x 18,0

Abbildungen Scheibenbremsbeläge

Illustrations disc brake pads - Illustrazioni pastiglie freno -

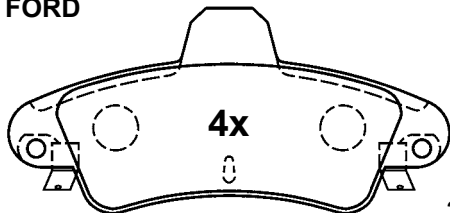
Illustrations plaquettes de frein - Ilustraciones pastillas de freno



Maßstab - scale - scala - échelle - escala 1:2

13.0460-3963.2 603963

FORD

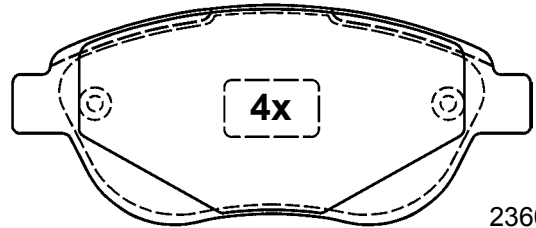


21586 15,0

115,7 x 53,6 x 15,0

13.0460-3966.2 603966

CITROEN, PEUGEOT

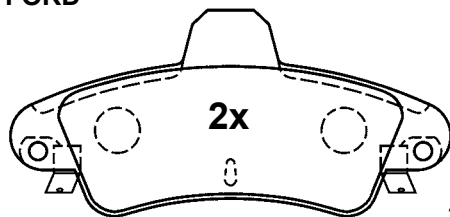


23600 19,4

136,8 x 57,5 x 19,4

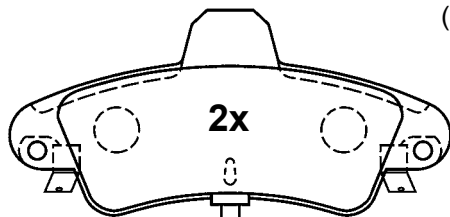
13.0460-3964.2 603964

FORD



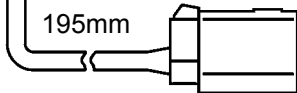
23410 15,0

(21586)

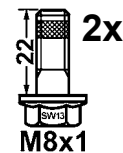


23411 15,0

115,7 x 53,6 x 15,0

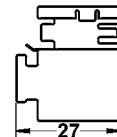


195mm

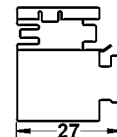


2x

M8x1



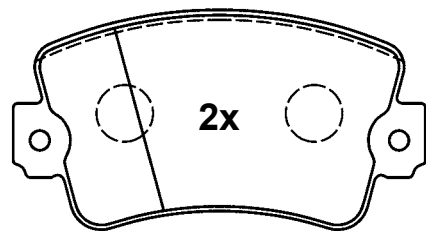
4x



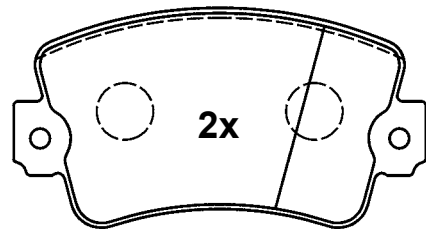
4x

13.0460-3968.2 603968

RENAULT



20488 18,5
(20570)

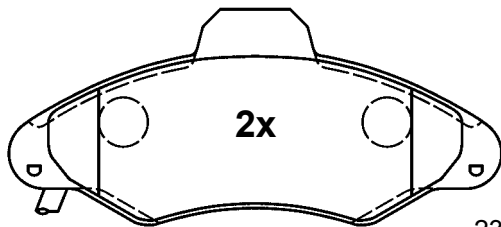


20489 18,5
(20571)

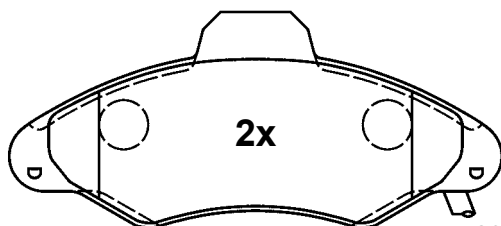
108,9 x 57,5 x 18,5

13.0460-3965.2 603965

FORD



23300 18,0



23301 18,0

130,8 x 57,3 x 18,0



4x

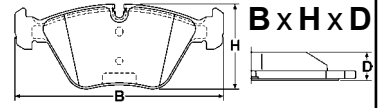


2x

Abbildungen Scheibenbremsbeläge

Illustrations disc brake pads - Illustrazioni pastiglie freno -

Illustrations plaquettes de frein - Ilustraciones pastillas de freno



Maßstab - scale - scala - échelle - escala 1:2

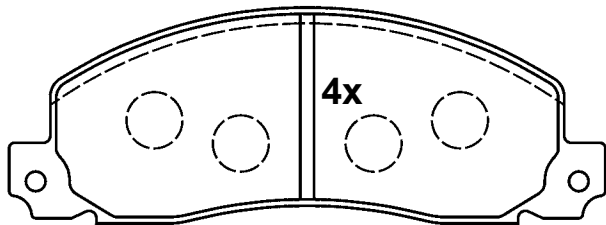
13.0460-3969.2 603969



OPEL, RENAULT, VAUXHALL



BDX



20926 18,5
(20927 / 20928 / 20929)

155,8 x 56,6 x 18,5

325mm **2x**

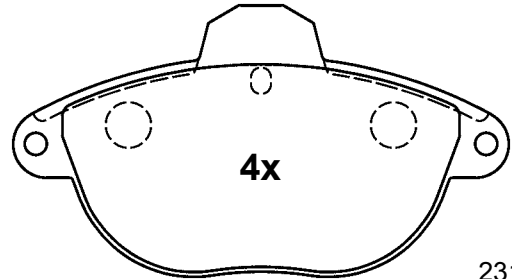
13.0460-3973.2 603973



CITROEN



BDX



23146 17,0

130,8 x 71,4 x 17,0

168mm **2x**

364mm **2x**

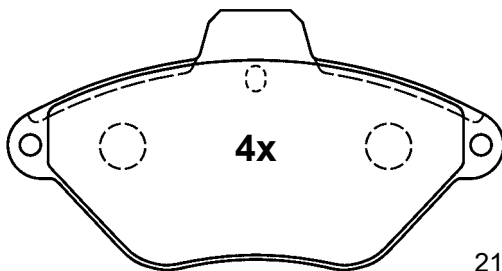
13.0460-3972.2 603972



CITROEN



BDX



21632 16,0

130,9 x 69,0 x 16,0

152mm **2x**

364mm **2x**

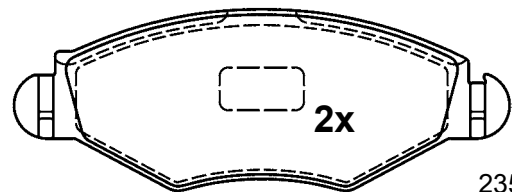
13.0460-3975.2 603975



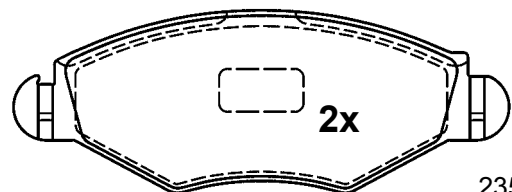
PEUGEOT



BOS



23597 18,0



23598 18,0

131,0 x 47,3 x 18,0

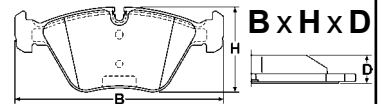
2x
M8x20

8x

Abbildungen Scheibenbremsbeläge

Illustrations disc brake pads - Illustrazioni pastiglie freno -

Illustrations plaquettes de frein - Ilustraciones pastillas de freno



Maßstab - scale - scala - échelle - escala 1:2

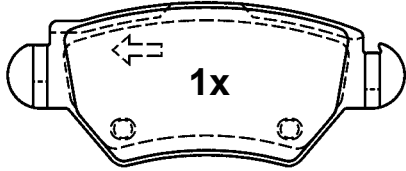
13.0460-3976.2 603976



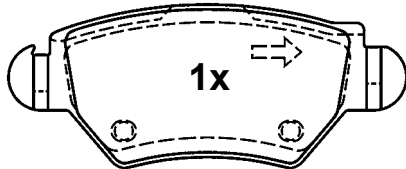
OPEL, VAUXHALL



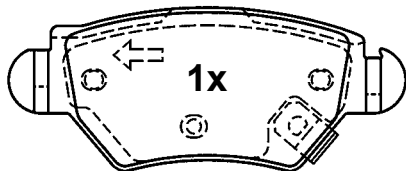
BOS



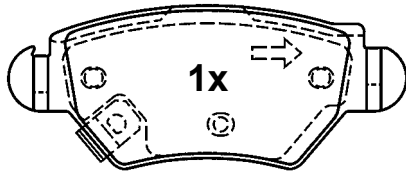
23258 16,5



23259 16,5




23262 16,5



23263 16,5

104,6 x 42,7 x 16,5



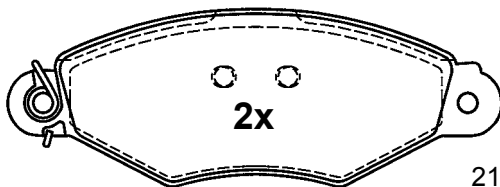
13.0460-3977.2 603977



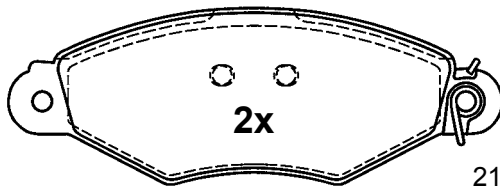
CITROEN, NISSAN, RENAULT



BOS




21980 18,0



21981 18,0

130,7 x 47,2 x 18,0



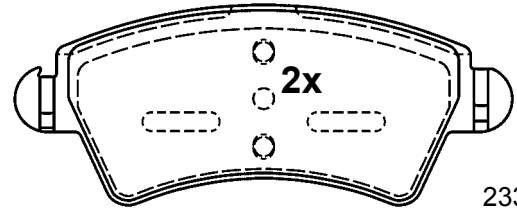
13.0460-3978.2 603978



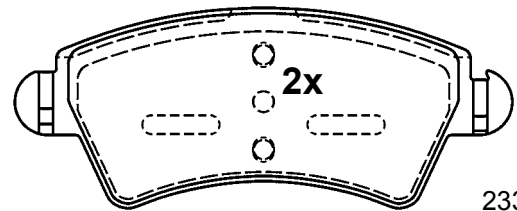
CITROEN, PEUGEOT



BOS

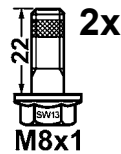


23332 18,0



23333 18,0

130,8 x 52,4 x 18,0



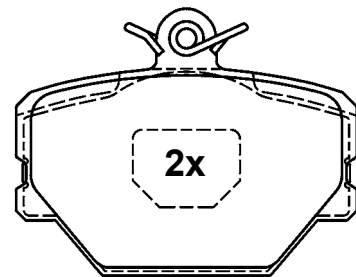
13.0460-3979.2 603979



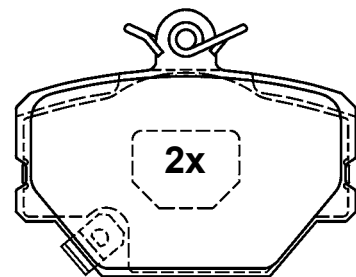
SMART



BOS



21999 15,8



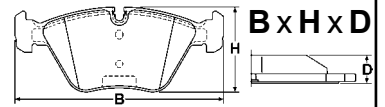
23001 15,8

90,0 x 70,1 x 15,8

Abbildungen Scheibenbremsbeläge

Illustrations disc brake pads - Illustrazioni pastiglie freno -

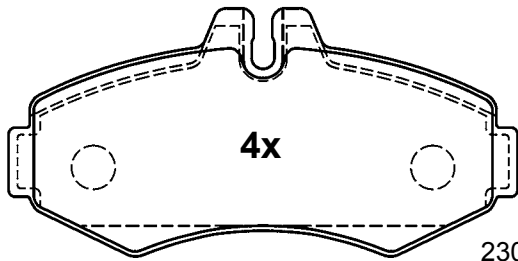
Illustrations plaquettes de frein - Ilustraciones pastillas de freno



Maßstab - scale - scala - échelle - escala 1:2

13.0460-3980.2 603980

MERCEDES BENZ

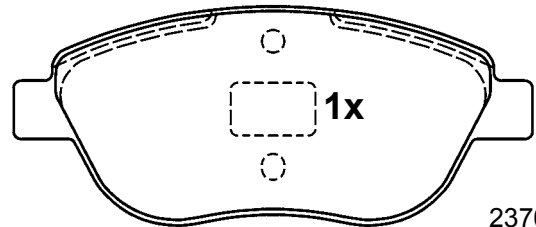


23022 20,9

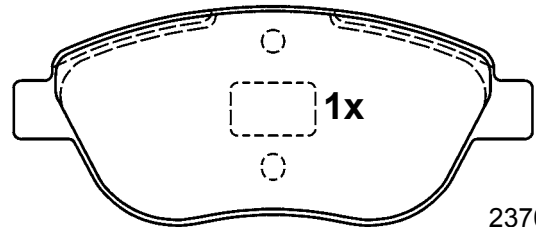
134,4 x 64,5 x 20,9

13.0460-3983.2 603983

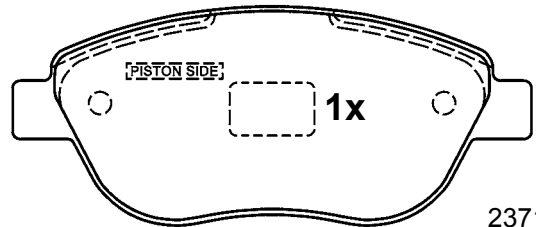
FIAT, LANCIA



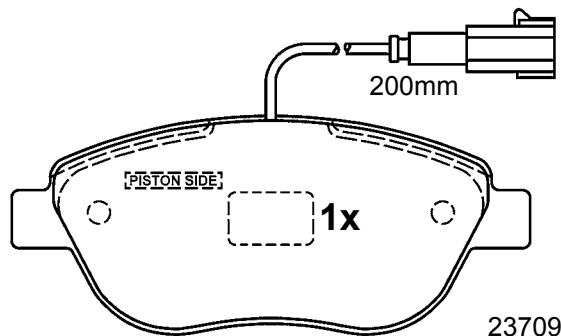
23708 19,4



23708 19,4



23710 19,4

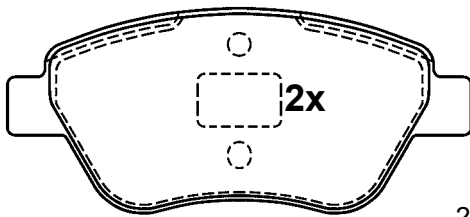


23709 19,4

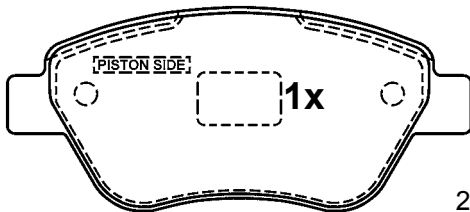
136,8 x 57,4 x 19,4

13.0460-3982.2 603982

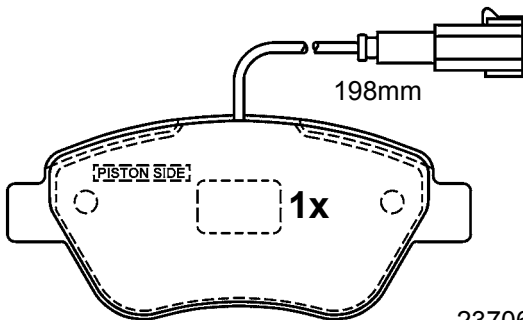
FIAT



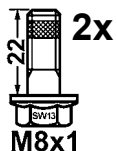
23705 18,1



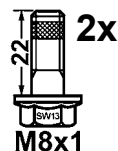
23707 18,1



23706 18,1



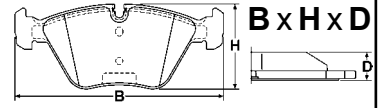
122,8 x 53,3 x 18,1



Abbildungen Scheibenbremsbeläge

Illustrations disc brake pads - Illustrazioni pastiglie freno -

Illustrations plaquettes de frein - Ilustraciones pastillas de freno



Maßstab - scale - scala - échelle - escala 1:2

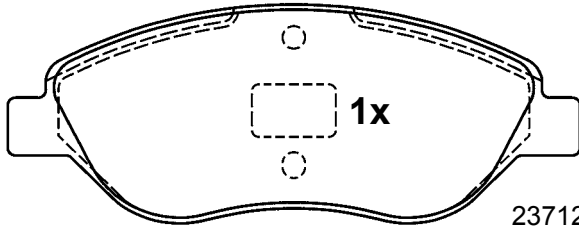
13.0460-3984.2 603984



ALFA ROMEO, FIAT, LANCIA

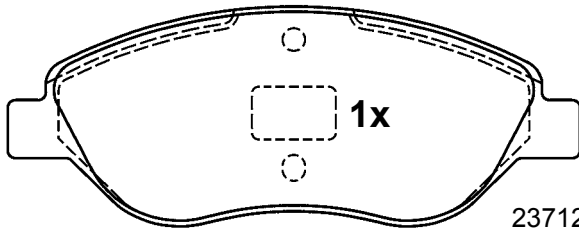


BOS



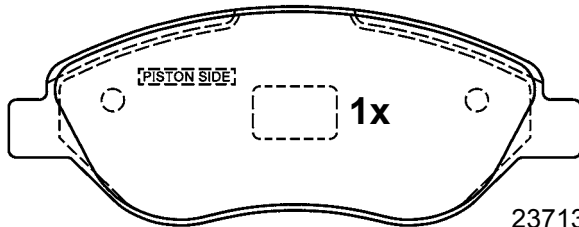
1x

23712 19,4



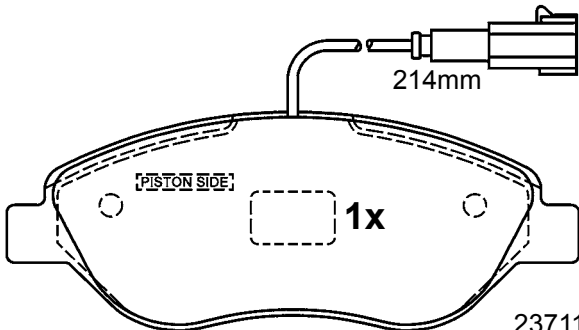
1x

23712 19,4



1x

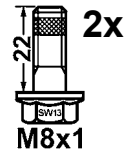
23713 19,4



214mm

1x

23711 19,4



2x

150,8 x 57,4 x 19,4

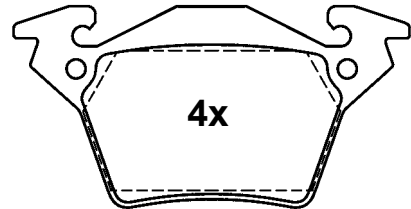
13.0460-3985.2 603985



MERCEDES BENZ



BOS



4x

23020 17,9

105,0 x 52,9 x 17,9

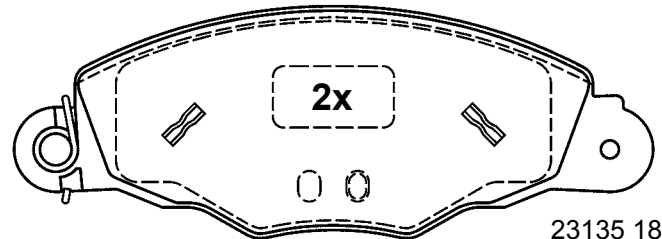
13.0460-3986.2 603986



CITROEN

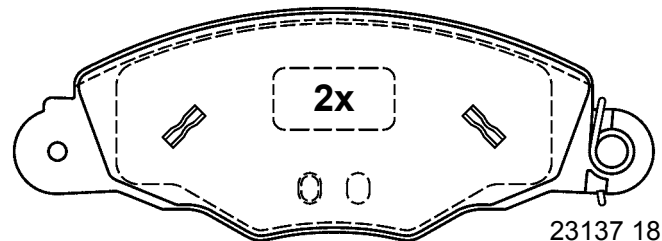


BOS



2x


23135 18,0



2x

23137 18,0

168,9 x 61,1 x 18,0



2x

410mm



180mm



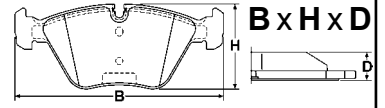
2x

2x

Abbildungen Scheibenbremsbeläge

Illustrations disc brake pads - Illustrazioni pastiglie freno -

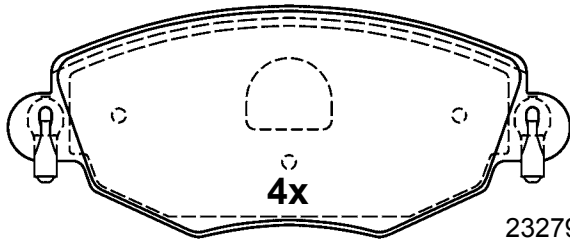
Illustrations plaquettes de frein - Ilustraciones pastillas de freno



Maßstab - scale - scala - échelle - escala 1:2

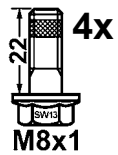
13.0460-3987.2 603987

 FORD, JAGUAR



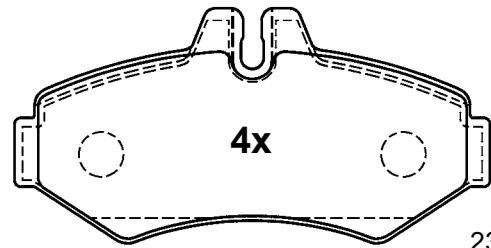
23279 18,4

148,8 x 60,5 x 18,4



13.0460-3990.2 603990

 MERCEDES BENZ,
VOLKSWAGEN

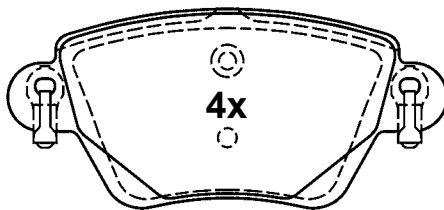


23021 18,9

125,8 x 61,9 x 18,9

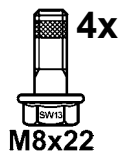
13.0460-3988.2 603988

 FORD, JAGUAR, RENAULT



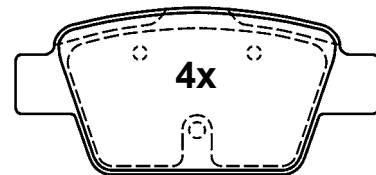
23557 17,2

115,7 x 52 x 17,2



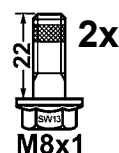
13.0460-3991.2 603991

 ALFA ROMEO, FIAT, LANCIA



23714 16,6

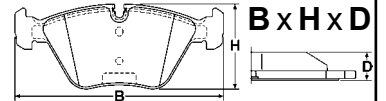
94,8 x 42,9 x 16,6



Abbildungen Scheibenbremsbeläge

Illustrations disc brake pads - Illustrazioni pastiglie freno -

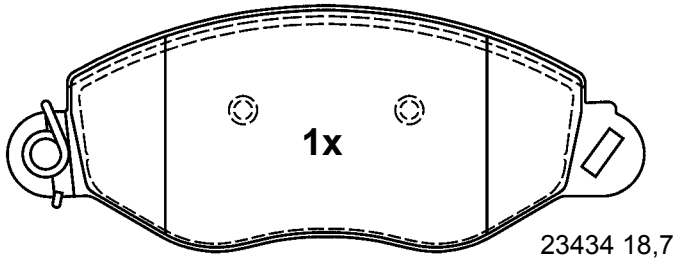
Illustrations plaquettes de frein - Ilustraciones pastillas de freno



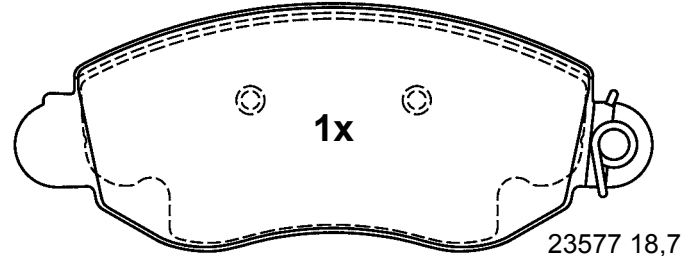
Maßstab - scale - scala - échelle - escala 1:2

13.0460-3992.2 603992

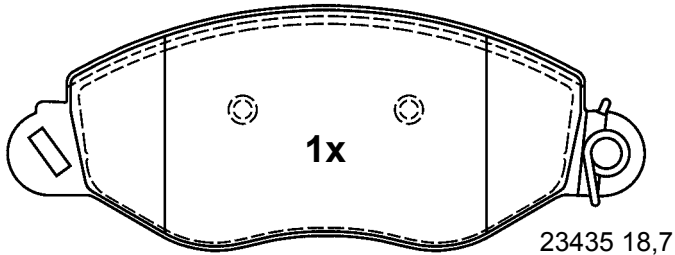
13.0460-3993.2 603993



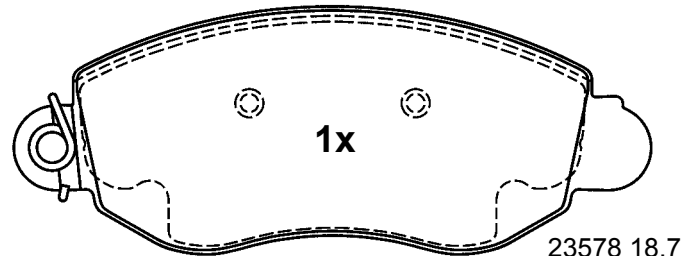
23434 18,7



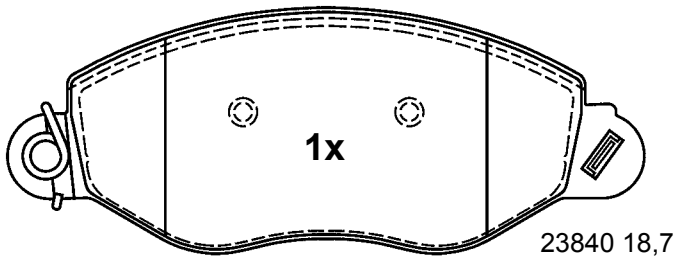
23577 18,7



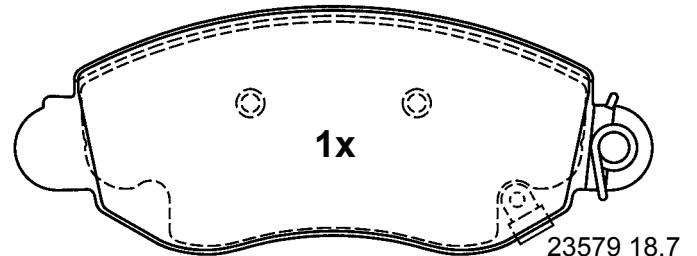
23435 18,7



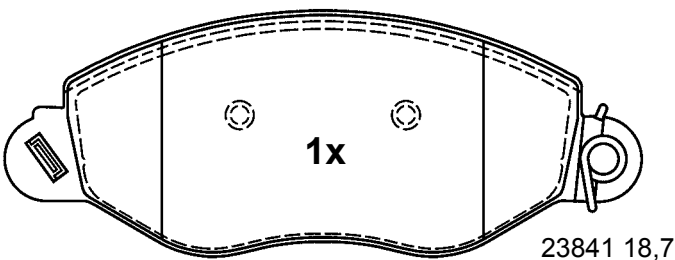
23578 18,7



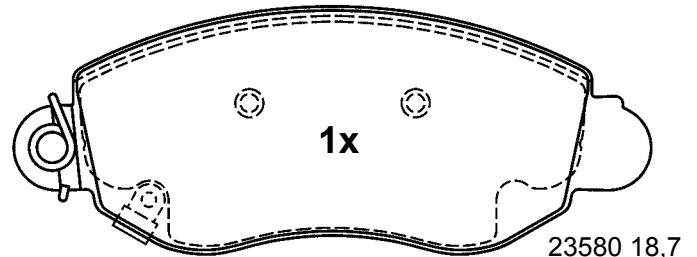
23840 18,7



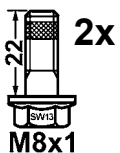
23579 18,7



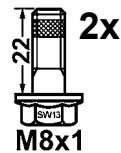
23841 18,7



23580 18,7



2x 168,3 x 63,9 x 18,7

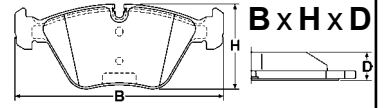


2x 168,5 x 65,1 x 18,7

Abbildungen Scheibenbremsbeläge

Illustrations disc brake pads - Illustrazioni pastiglie freno -

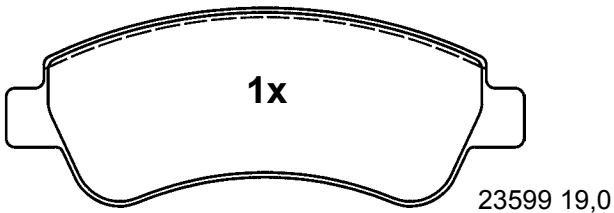
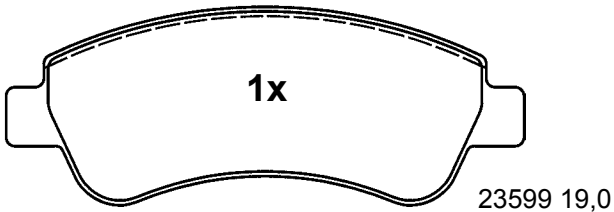
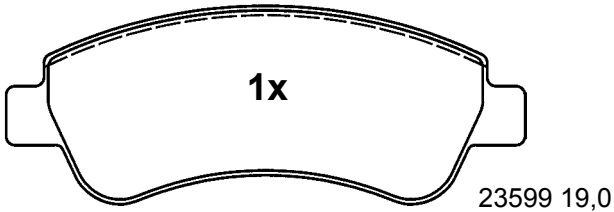
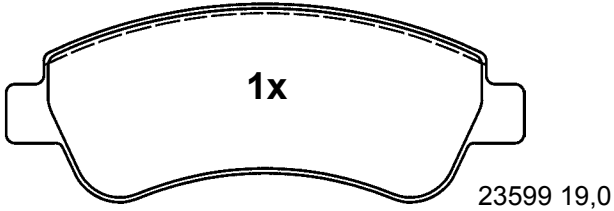
Illustrations plaquettes de frein - Ilustraciones pastillas de freno



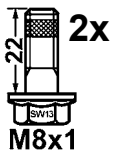
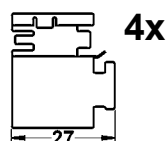
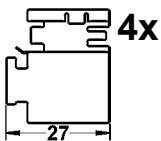
Maßstab - scale - scala - échelle - escala 1:2

13.0460-3994.2 603994

CITROEN, PEUGEOT

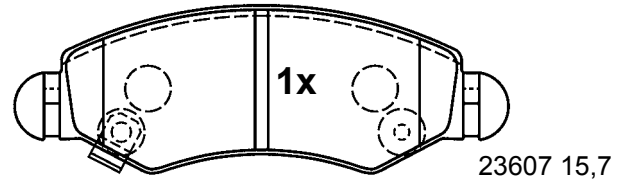
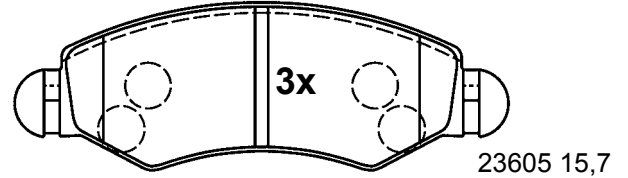


136,8 x 52,0 x 19,0



13.0460-3995.2 603995

OPEL, SUBARU, SUZUKI, VAUXHALL



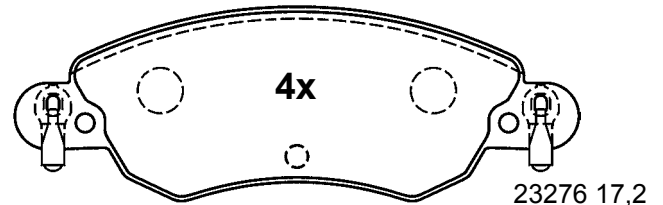
130,7 x 43,9 x 15,7

2x

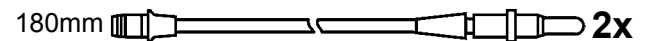


13.0460-3996.2 603996

CITROEN



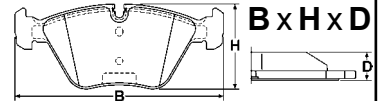
148,8 x 50,9 x 17,2



Abbildungen Scheibenbremsbeläge

Illustrations disc brake pads - Illustrazioni pastiglie freno -

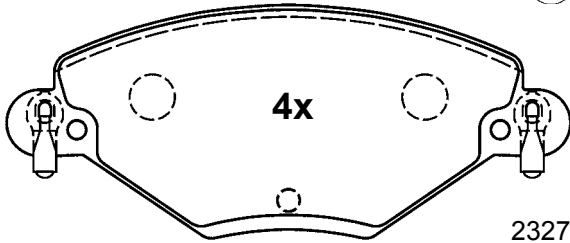
Illustrations plaquettes de frein - Ilustraciones pastillas de freno



Maßstab - scale - scala - échelle - escala 1:2

13.0460-3997.2 603997

CITROEN



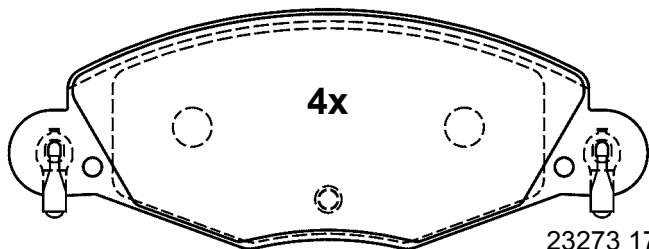
23277 17,7

148,7 x 61,2 x 17,7



13.0460-3998.2 603998

CITROEN



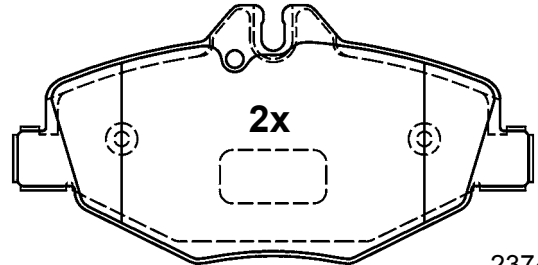
23273 17,8

168,7 x 62,8 x 17,8

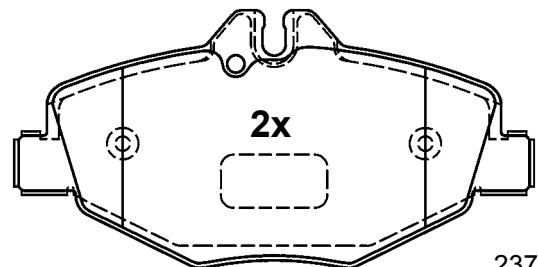
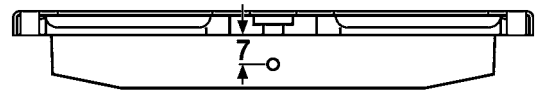


13.0460-3999.2 603999

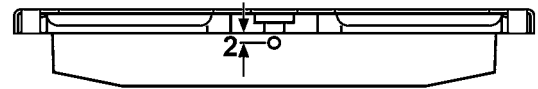
MERCEDES BENZ



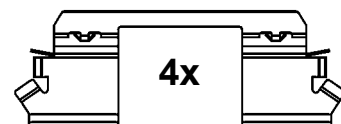
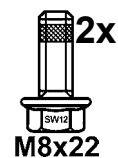
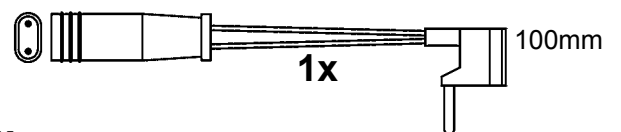
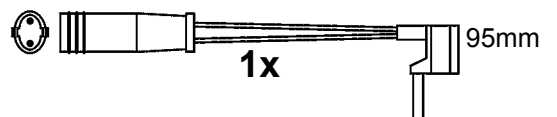
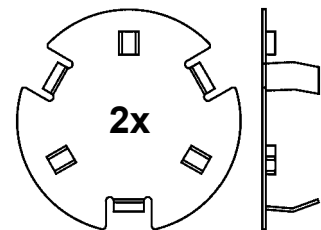
23743 20,1



23744 20,1



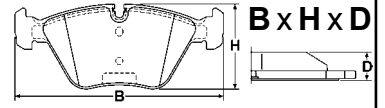
137,0 x 67,8 x 20,1



Abbildungen Scheibenbremsbeläge

Illustrations disc brake pads - Illustrazioni pastiglie freno -

Illustrations plaquettes de frein - Ilustraciones pastillas de freno



Maßstab - scale - scala - échelle - escala 1:2

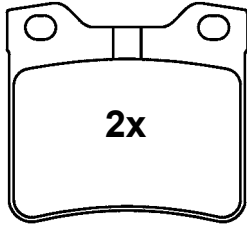
13.0460-4014.2 604014



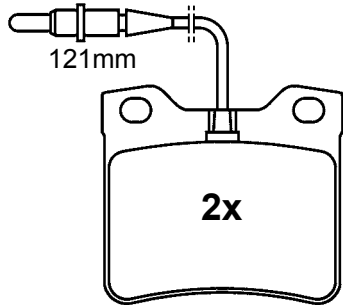
PEUGEOT



ATE



21278 16,4



21279 16,4

63,7 x 57,8 x 16,4

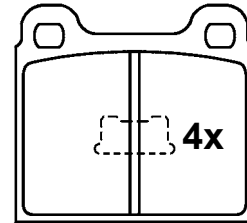
13.0460-4028.2 604028



AUDI, VOLKSWAGEN



ATE



20228 15,3

61,8 x 56,8 x 15,3

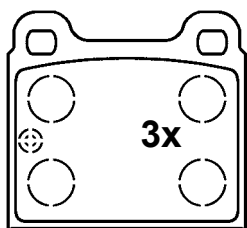
13.0460-4019.2 604019



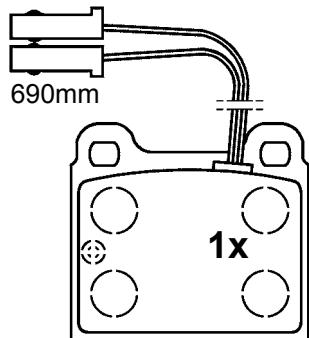
ALFA ROMEO



ATE



20034 15,0



20911 15,0

61,8 x 56,5 x 15,0

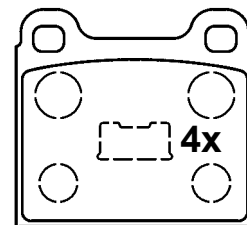
13.0460-4029.2 604029



AUDI, VOLKSWAGEN



ATE



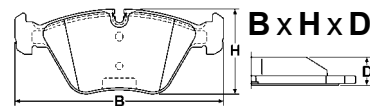
20228 18,5

61,7 x 56,8 x 18,5

Abbildungen Scheibenbremsbeläge

Illustrations disc brake pads - Illustrazioni pastiglie freno -

Illustrations plaquettes de frein - Ilustraciones pastillas de freno



Maßstab - scale - scala - échelle - escala 1:2

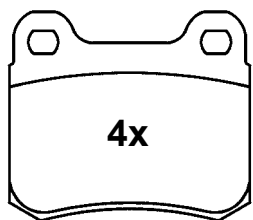
13.0460-4030.2 604030



MERCEDES BENZ



ATE



4x

20687 13,5

61,8 x 54,3 x 13,5

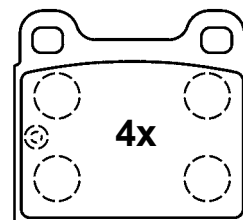
13.0460-4036.2 604036



MERCEDES BENZ



ATE



4x

21035 15,0

61,7 x 56,5 x 15,0

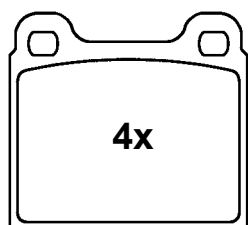
13.0460-4033.2 604033



AUDI, BMW, PORSCHE,
TALBOT, VOLKSWAGEN



ATE



4x

20034 15,0

61,8 x 56,5 x 15,0

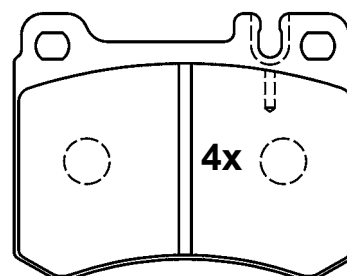
13.0460-4037.2 604037



MERCEDES BENZ



ATE



4x

21024 17,5

89,7 x 70,2 x 17,5

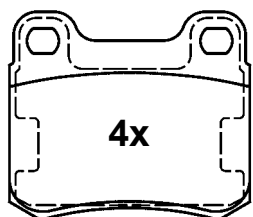
13.0460-4034.2 604034



MERCEDES BENZ



ATE



4x

20687 15,5

61,8 x 54,3 x 15,5

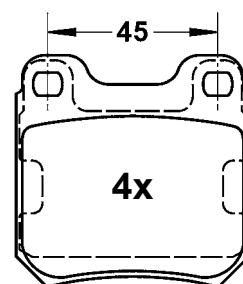
13.0460-4040.2 604040



OPEL, SAAB, VAUXHALL



ATE



4x

21050 15,8

61,6 x 61,2 x 15,8

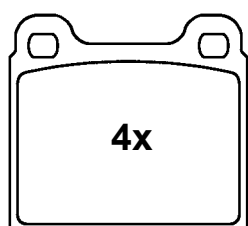
13.0460-4035.2 604035



ALFA ROMEO, FORD, OPEL,
SAAB, TALBOT, VAUXHALL



ATE



4x

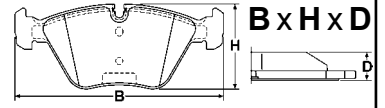
20173 15,0

61,8 x 56,5 x 15,0

Abbildungen Scheibenbremsbeläge

Illustrations disc brake pads - Illustrazioni pastiglie freno -

Illustrations plaquettes de frein - Ilustraciones pastillas de freno



Maßstab - scale - scala - échelle - escala 1:2

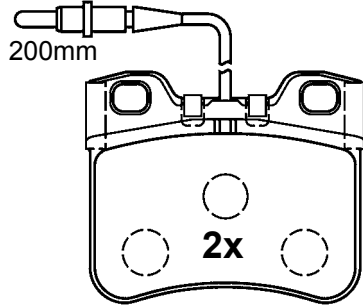
13.0460-4041.2 604041



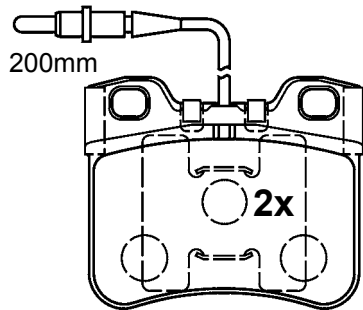
CITROËN



ATE



21289 16,8



21179 16,8

72,9 x 60,6 x 16,8

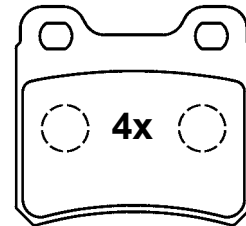
13.0460-4043.2 604043



OPEL, SAAB, VAUXHALL



ATE



21140 15,0

61,7 x 57,5 x 15,0

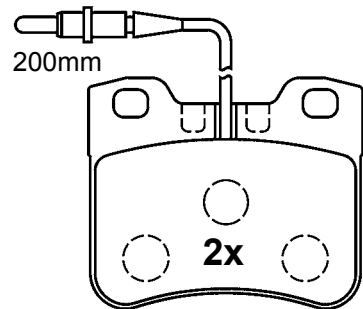
13.0460-4042.2 604042



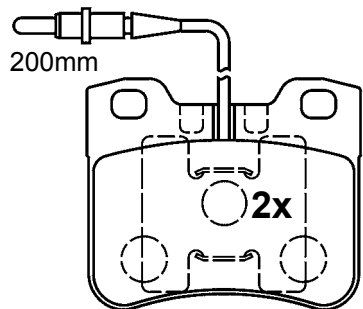
CITROËN, PEUGEOT



ATE



21267 16,8



21191 16,8

71,9 x 60,6 x 16,8

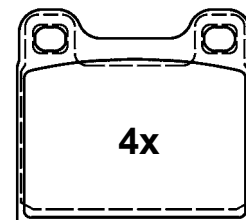
13.0460-4044.2 604044



VOLVO



ATE



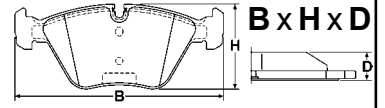
20755 15,1

61,8 x 56,5 x 15,1

Abbildungen Scheibenbremsbeläge

Illustrations disc brake pads - Illustrazioni pastiglie freno -

Illustrations plaquettes de frein - Ilustraciones pastillas de freno



Maßstab - scale - scala - échelle - escala 1:2

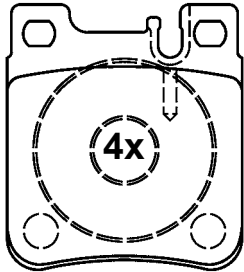
13.0460-4047.2 604047



CHRYSLER, MERCEDES BENZ



ATE



21305 15,7

61,7 x 69,5 x 15,7

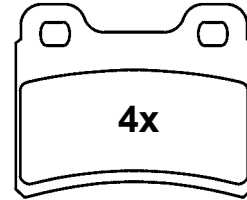
13.0460-4058.2 604058



FORD



ATE



21832 14,9

61,7 x 51,1 x 14,9

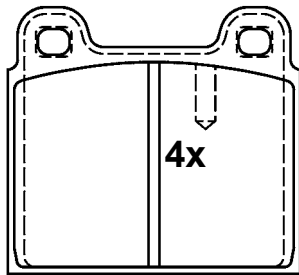
13.0460-4048.2 604048



PORSCHE



ATE



20011 15,0

76,7 x 70,0 x 15,0

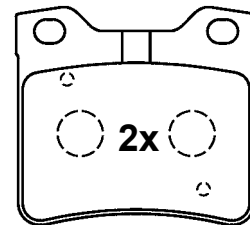
13.0460-4059.2 604059



PEUGEOT



ATE



21278 16,4

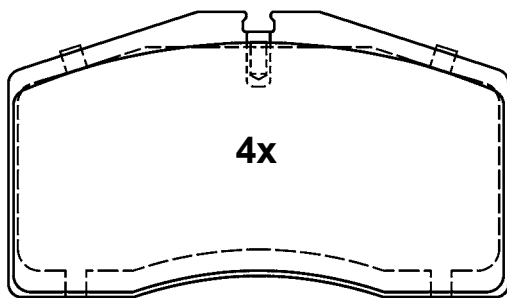
13.0460-4056.2 604056



PORSCHE

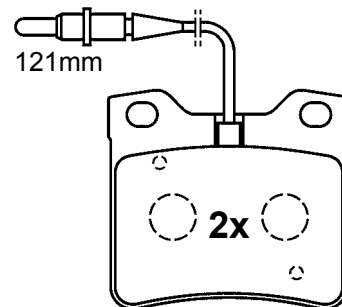


BRE



21402 17,5

131,7 x 75,0 x 17,5



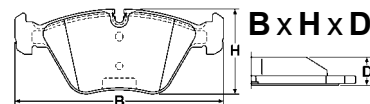
21279 16,4

63,7 x 57,8 x 16,4



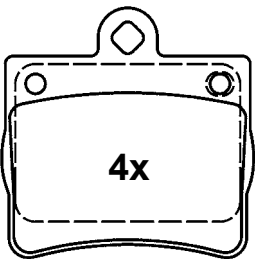


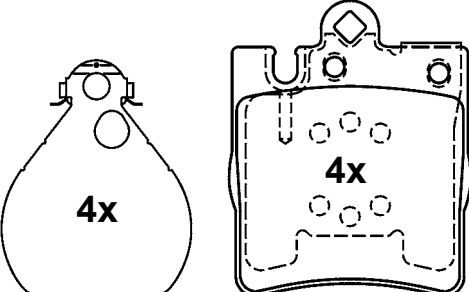


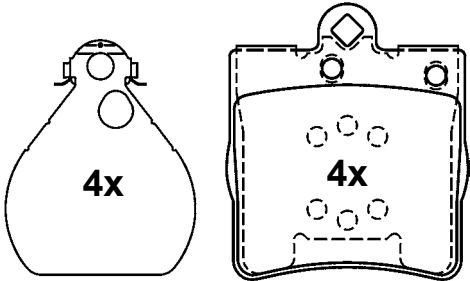


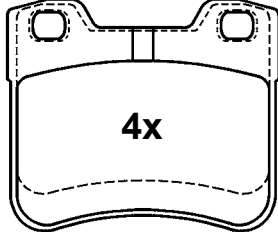
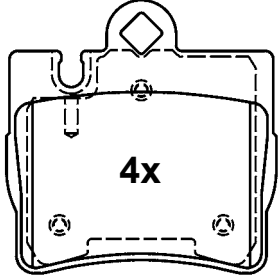
Abbildungen Scheibenbremsbeläge

Illustrations disc brake pads - Illustrazioni pastiglie freno -

Illustrations plaquettes de frein - Ilustraciones pastillas de freno



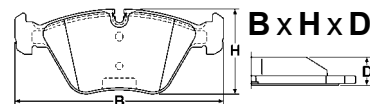
Maßstab - scale - scala - échelle - escala 1:2

13.0460-4060.2 604060	13.0460-4065.2 604065
<p> MERCEDES BENZ</p> <p> ATE</p>  <p>4x</p> <p>21900 15,0</p> <p>63,7 x 63,2 x 15,0</p>	<p> MERCEDES BENZ</p> <p> ATE</p>  <p>4x</p> <p>21899 15,3</p> <p>63,7 x 78,0 x 15,3</p>
13.0460-4064.2 604064	13.0460-4066.2 604066
<p> CHRYSLER, MERCEDES BENZ</p> <p> ATE</p>  <p>4x</p> <p>21919 15,3</p> <p>63,8 x 72,8 x 15,3</p>	<p> MERCEDES BENZ</p> <p> ATE</p>  <p>4x</p> <p>21857 17,7</p> <p>71,9 x 60,6 x 17,7</p>  <p>4x</p> <p>23078 15,9</p> <p>70,9 x 72,1 x 15,9</p>

Abbildungen Scheibenbremsbeläge

Illustrations disc brake pads - Illustrazioni pastiglie freno -

Illustrations plaquettes de frein - Ilustraciones pastillas de freno



Maßstab - scale - scala - échelle - escala 1:2

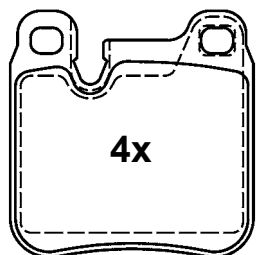
13.0460-4070.2 604070



PORSCHE



ATE



63,7 x 64,6 x 14,5

21163 14,5

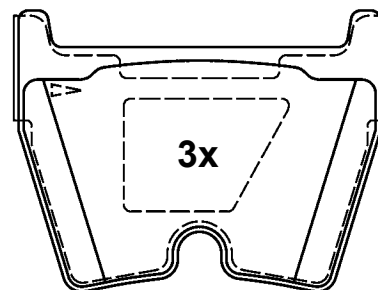
13.0460-4800.2 604800



VOLKSWAGEN



BRE



23751 17,0

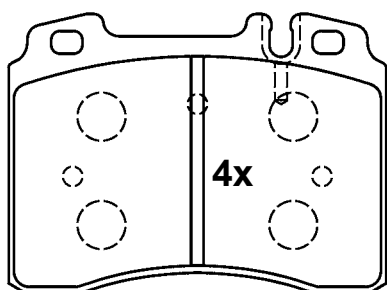
13.0460-4201.2 604201



MERCEDES BENZ

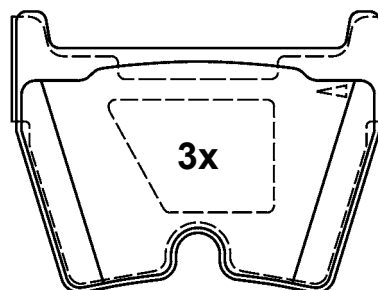


ATE



99,8 x 73,6 x 17,5

21153 17,5



23751 17,0

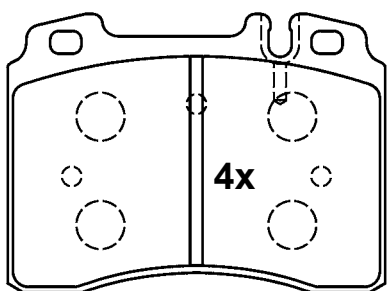
13.0460-4202.2 604202



MERCEDES BENZ

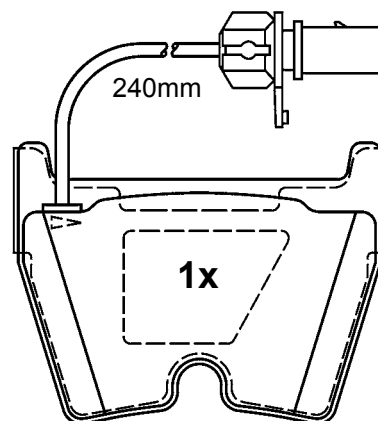


ATE



99,8 x 73,6 x 16,0

21153 16,0



23764 17,0

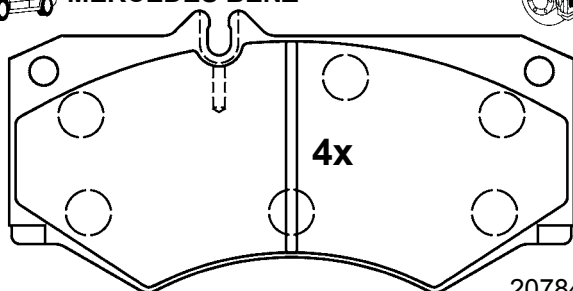
13.0460-4401.2 604401



MERCEDES BENZ

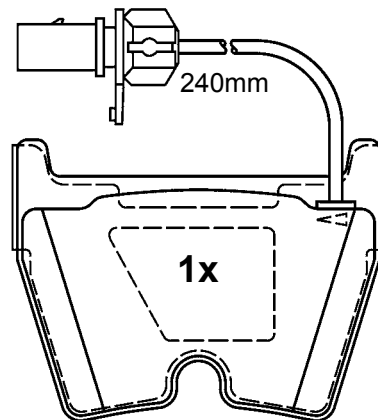


ATE



149,0 x 75,0 x 18,0

20784 18,0



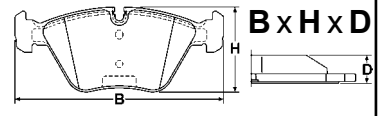
23765 17,0

97,3 x 73,9 x 17,0

Abbildungen Scheibenbremsbeläge

Illustrations disc brake pads - Illustrazioni pastiglie freno -

Illustrations plaquettes de frein - Ilustraciones pastillas de freno



Maßstab - scale - scala - échelle - escala 1:2

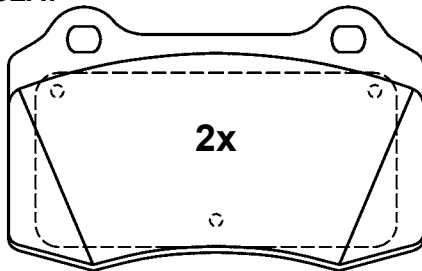
13.0460-4801.2 604801



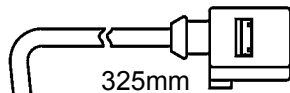
SEAT



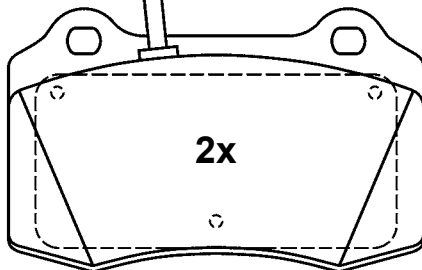
BRE



21381 15,0



325mm



24143 15,0

109,8 x 69,2 x 15,0

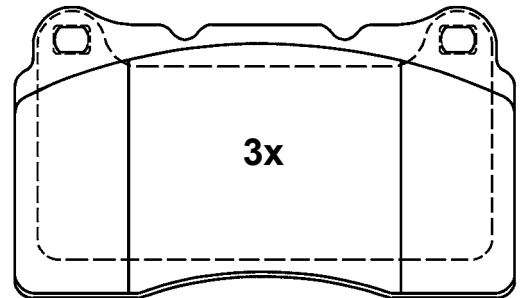
13.0460-4803.2 604803



ALFA ROMEO



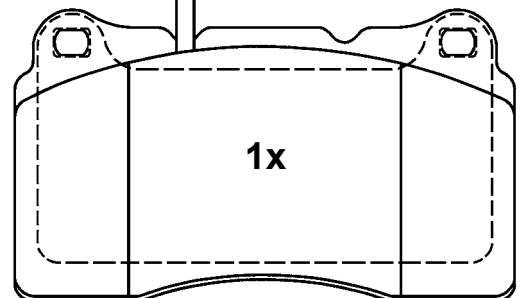
BRE



23092 15,6



362mm



23111 15,6

131,8 x 77,2 x 15,6

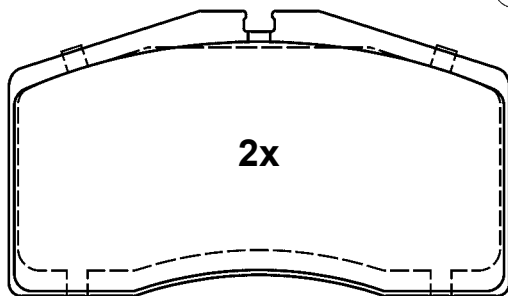
13.0460-4802.2 604802



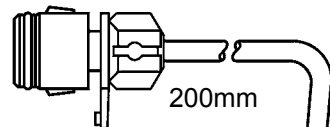
AUDI



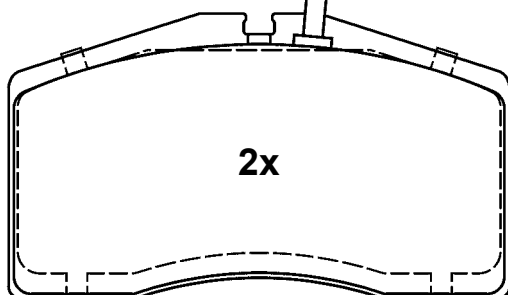
BRE



23773 17,5

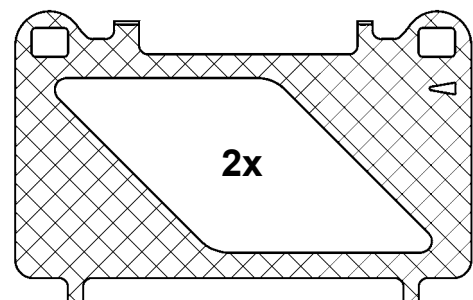


200mm

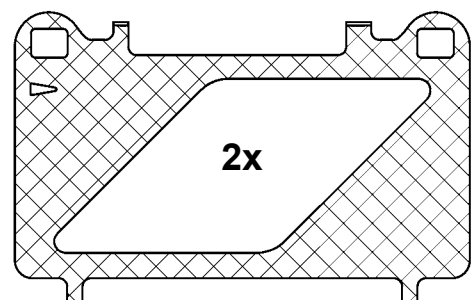


23774 17,5

131,7 x 75,0 x 17,5



2x

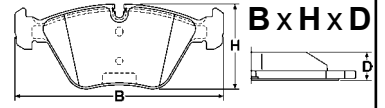


2x

Abbildungen Scheibenbremsbeläge

Illustrations disc brake pads - Illustrazioni pastiglie freno -

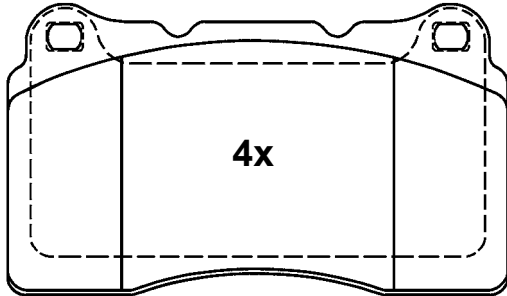
Illustrations plaquettes de frein - Ilustraciones pastillas de freno



Maßstab - scale - scala - échelle - escala 1:2

13.0460-4804.2 604804

VOLVO

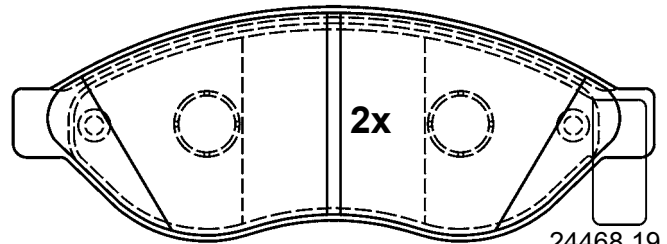


23092 15,6

131,8 x 77,2 x 15,6

13.0460-4807.2 604807

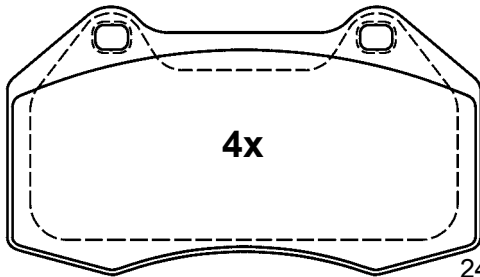
CITROEN, FIAT, PEUGEOT



24468 19,1

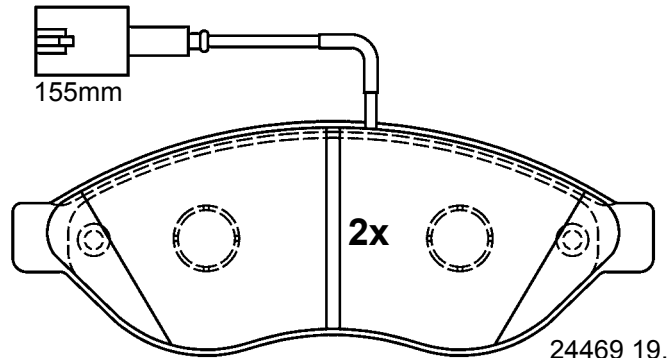
13.0460-4805.2 604805

RENAULT



24162 15,2

124,6 x 70,4 x 15,2

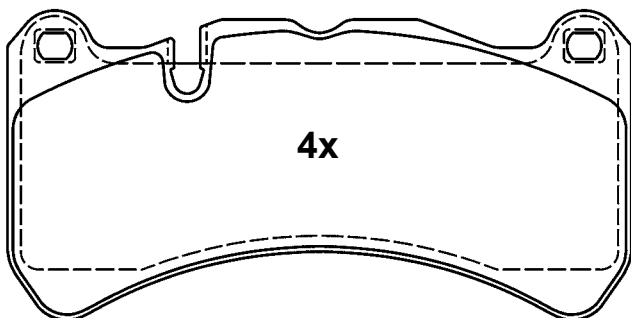


24469 19,1

169,2 x 61,5 x 19,1

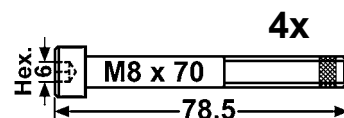
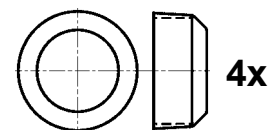
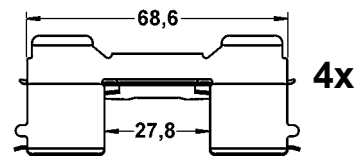
13.0460-4806.2 604806

MERCEDES BENZ



23955 16,2

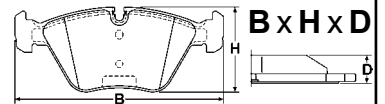
164,6 x 81,5 x 16,2



Abbildungen Scheibenbremsbeläge

Illustrations disc brake pads - Illustrazioni pastiglie freno -

Illustrations plaquettes de frein - Ilustraciones pastillas de freno



Maßstab - scale - scala - échelle - escala 1:2

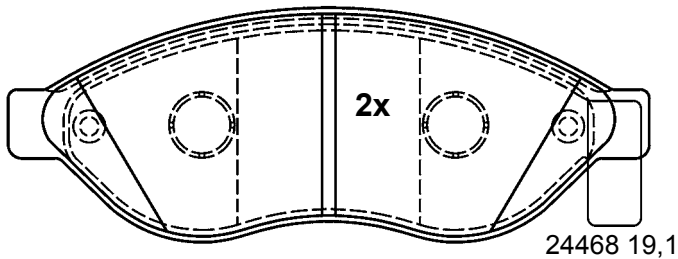
13.0460-4809.2 604809



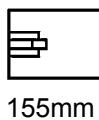
CITROEN, FIAT, PEUGEOT



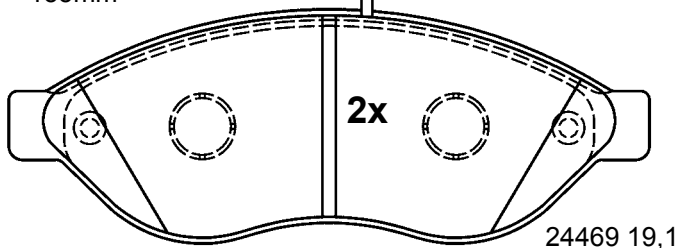
BRE



24468 19,1

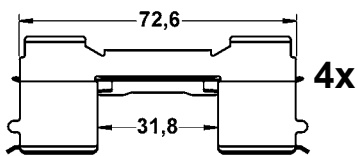


155mm

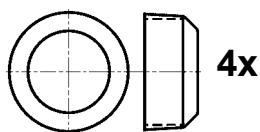


24469 19,1

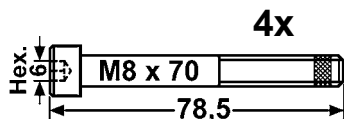
169,3 x 61,5 x 19,1



4x



4x



4x

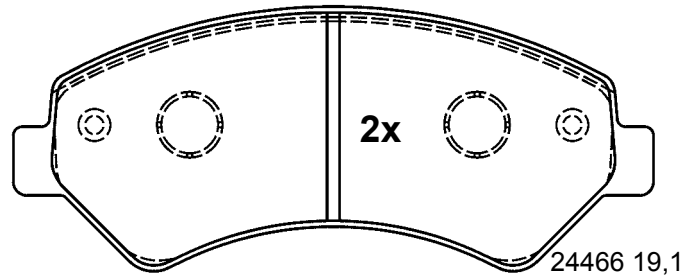
13.0460-4810.2 604810



CITROEN, FIAT, PEUGEOT



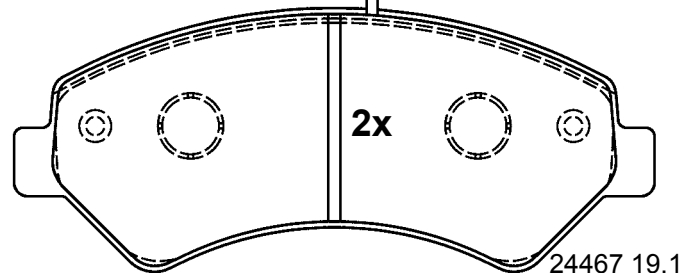
BRE



24466 19,1

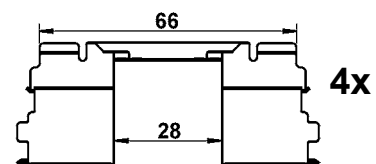


155mm

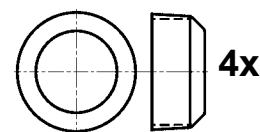


24467 19,1

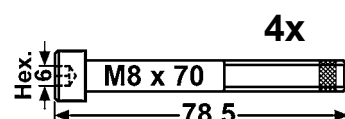
169,3 x 69,1 x 19,1



4x



4x

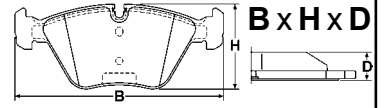


4x

Abbildungen Scheibenbremsbeläge

Illustrations disc brake pads - Illustrazioni pastiglie freno -

Illustrations plaquettes de frein - Ilustraciones pastillas de freno



Maßstab - scale - scala - échelle - escala 1:2

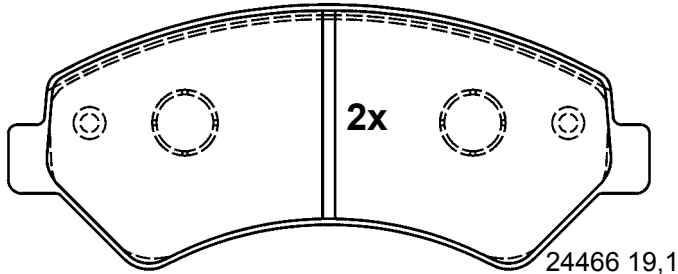
13.0460-4811.2 604811



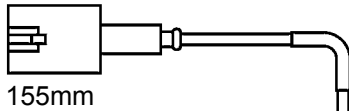
CITROEN, FIAT, PEUGEOT



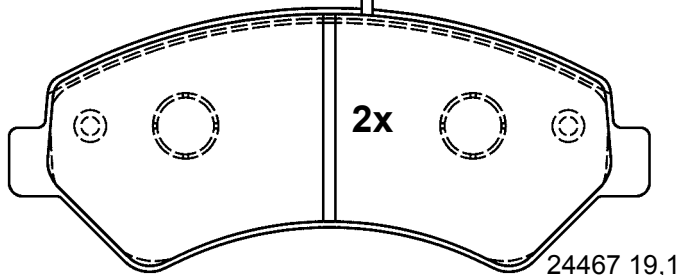
BRE



24466 19,1

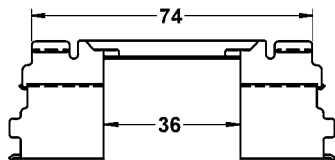


155mm

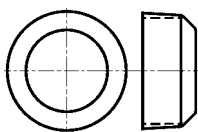


24467 19,1

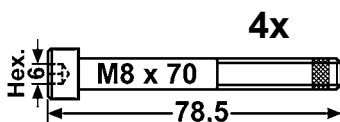
169,3 x 69,1 x 19,1



4x



4x



4x

Hex.

M8 x 70

78,5

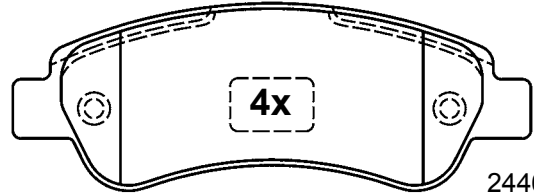
13.0460-4812.2 604812



CITROEN, FIAT, PEUGEOT

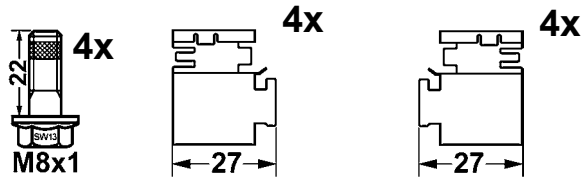


BRE



24465 19,2

136,8 x 48,9 x 19,2



4x

4x

4x

M8x1

27

27

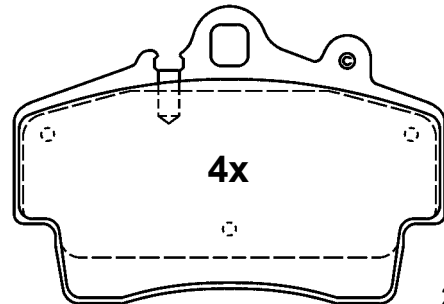
13.0460-4814.2 604814



PORSCHE



BRE



21937 15,5

114,0 x 78,0 x 15,5

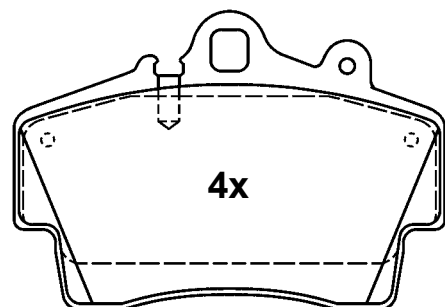
13.0460-4815.2 604815



PORSCHE



BRE



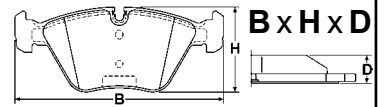
21937 15,5

114,0 x 78,0 x 15,5

Abbildungen Scheibenbremsbeläge

Illustrations disc brake pads - Illustrazioni pastiglie freno -

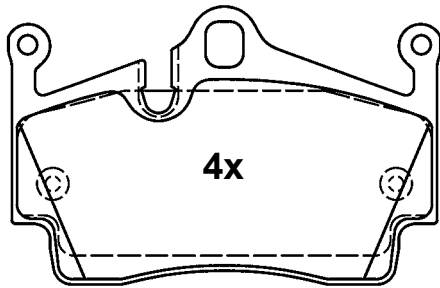
Illustrations plaquettes de frein - Ilustraciones pastillas de freno



Maßstab - scale - scala - échelle - escala 1:2

13.0460-4816.2 604816

PORSCHE

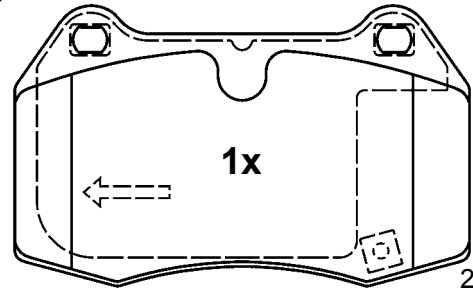


24541 15,5

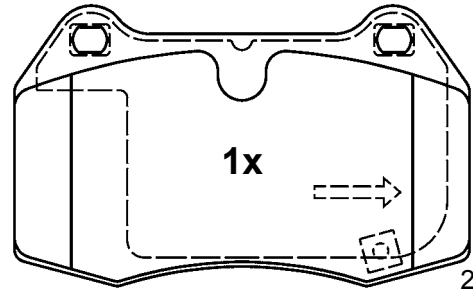
112,0 x 73,0 x 15,5

13.0460-4818.2 604818

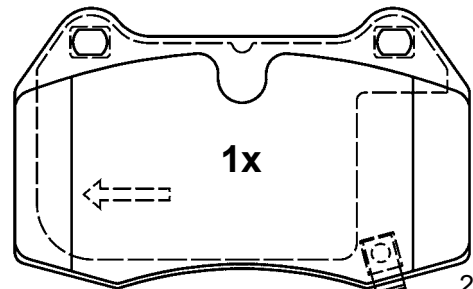
NISSAN



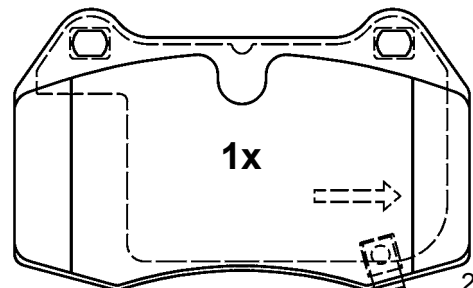
23142 15,1



23142 15,1



23143 15,1



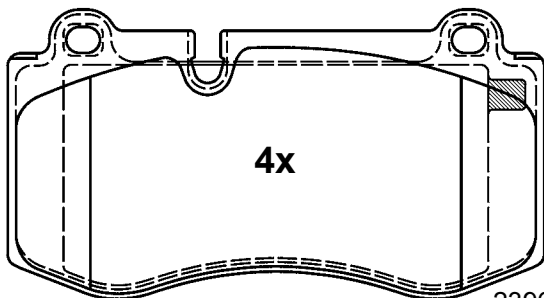
23143 15,1



120,0 x 73,5 x 15,1

13.0460-4817.2 604817

MERCEDES BENZ

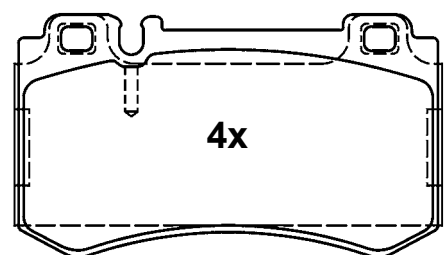


23960 18,3

141,6 x 75,8 x 18,3

13.0460-4819.2 604819

MERCEDES BENZ



23478 14,6

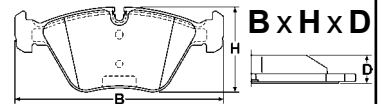
112,0 x 64,0 x 14,6



Abbildungen Scheibenbremsbeläge

Illustrations disc brake pads - Illustrazioni pastiglie freno -

Illustrations plaquettes de frein - Ilustraciones pastillas de freno



Maßstab - scale - scala - échelle - escala 1:2

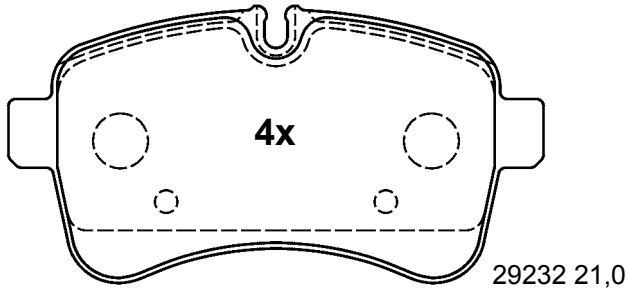
13.0460-4823.2 604823



IVECO

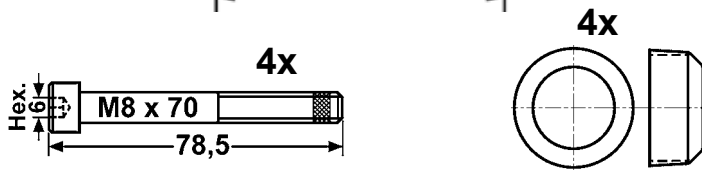



BRE



29232 21,0

141,1 x 72,6 x 21,0



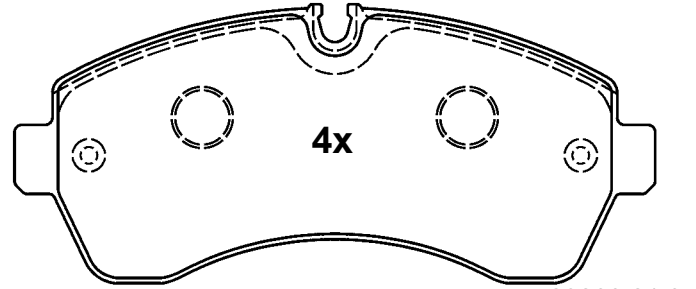
13.0460-4827.2 604827



MERCEDES BENZ, VOLKSWAGEN

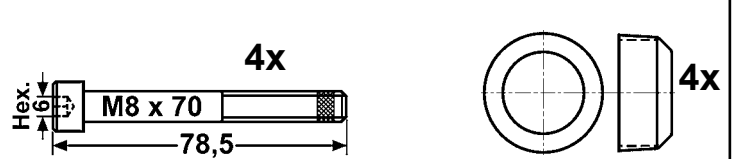


BRE



29200 21,0

169,1 x 73,4 x 21,0



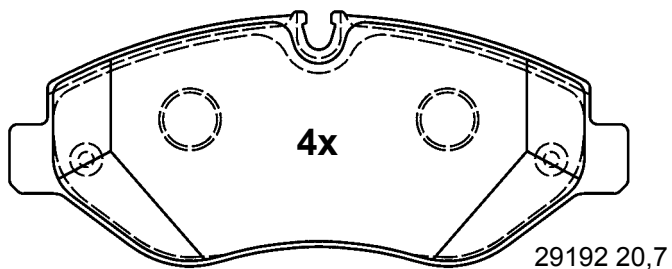
13.0460-4826.2 604826



MERCEDES BENZ, VOLKSWAGEN

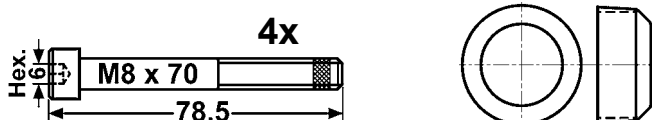
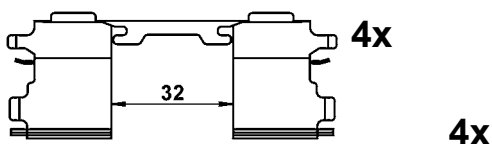


BRE



29192 20,7

163,1 x 67,1 x 20,7



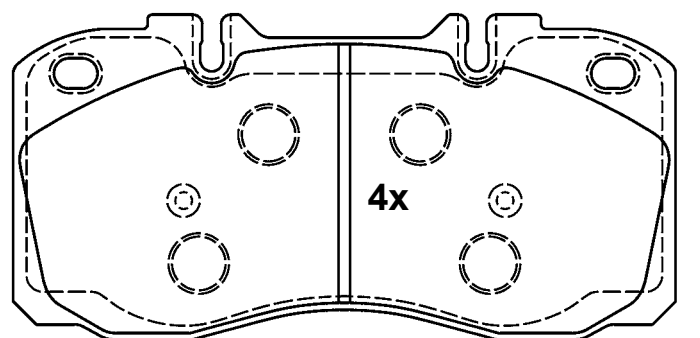
13.0460-4828.2 604828



IVECO



BRE



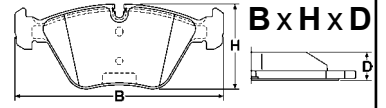
29122 22,1

174,7 x 85,5 x 22,1

Abbildungen Scheibenbremsbeläge

Illustrations disc brake pads - Illustrazioni pastiglie freno -

Illustrations plaquettes de frein - Ilustraciones pastillas de freno

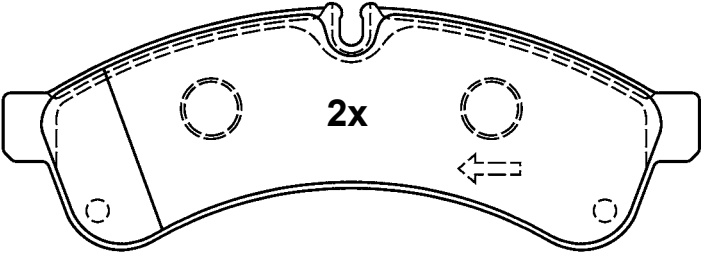


Maßstab - scale - scala - échelle - escala 1:2

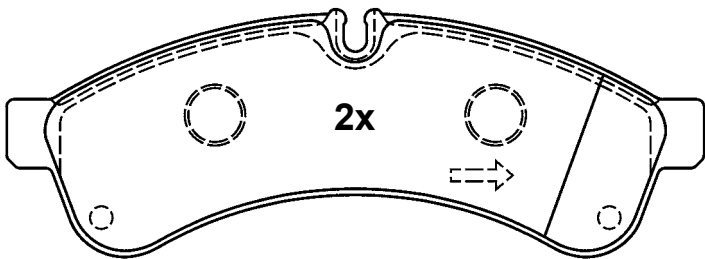
13.0460-4829.2 604829



IVECO

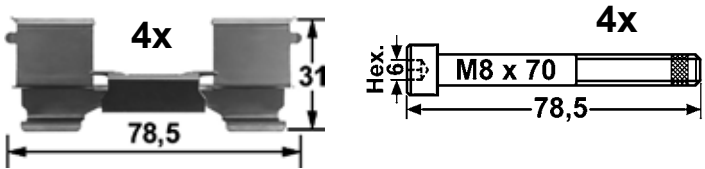


29231 22,7



29231 22,7

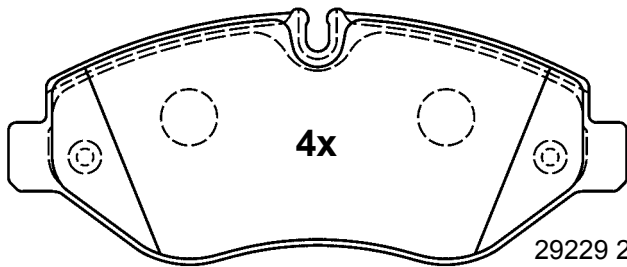
184,2 x 64,7 x 22,7



13.0460-4830.2 604830

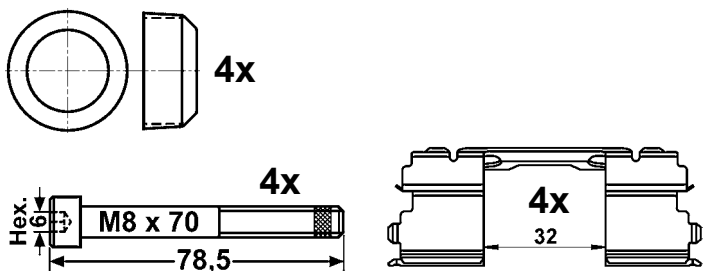


IVECO



29229 20,7

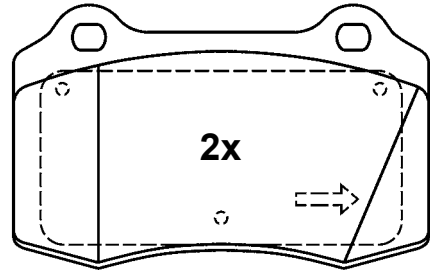
163,1 x 67,1 x 20,7



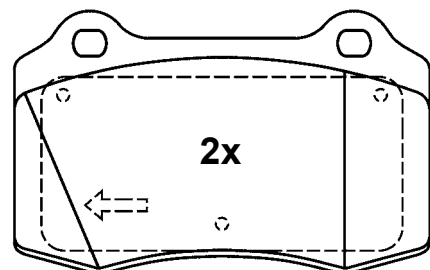
13.0460-4832.2 604832



FORD



21381 18,0



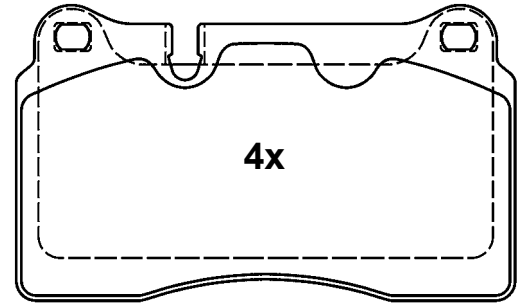
21381 18,0

109,8 x 69,2 x 18,0

13.0460-4833.2 604833



VOLKSWAGEN



24098 17,1

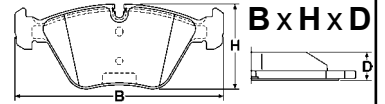
131,6 x 77,3 x 17,1



Abbildungen Scheibenbremsbeläge

Illustrations disc brake pads - Illustrazioni pastiglie freno -

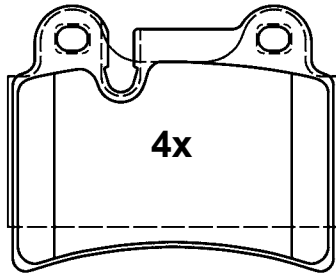
Illustrations plaquettes de frein - Ilustraciones pastillas de freno



Maßstab - scale - scala - échelle - escala 1:2

13.0460-4834.2 604834

 VOLKSWAGEN

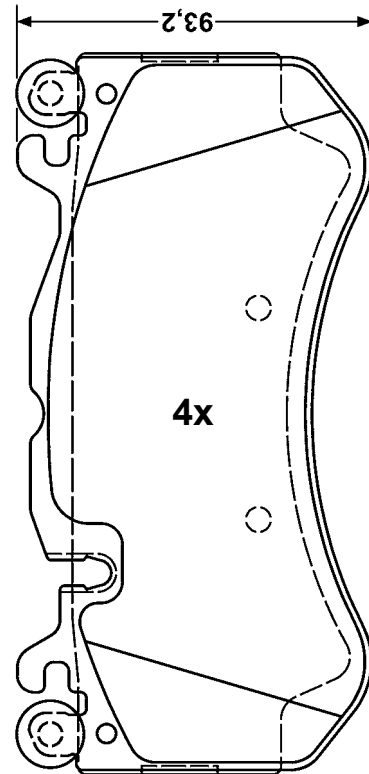


24097 17,1

86,8 x 70,1 x 17,1

13.0460-4839.2 604839

 MERCEDES BENZ

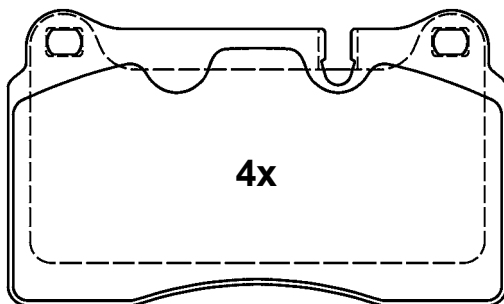


24455 16,8

189,8 x 93,2 x 16,8

13.0460-4837.2 604837

 LAND ROVER

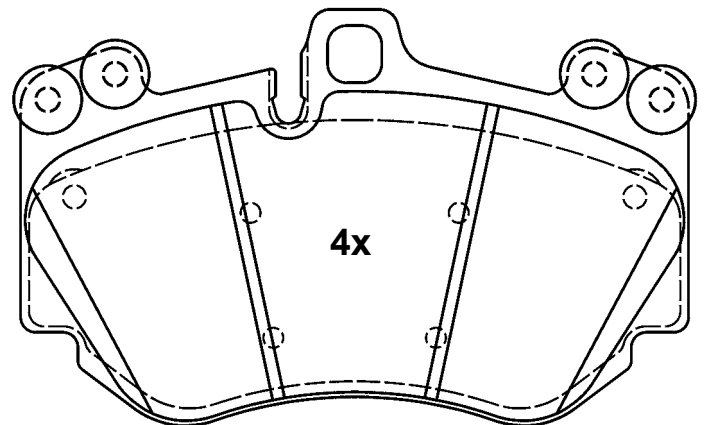


20217 17,1

131,6 x 77,3 x 17,1

13.0460-4840.2 604840

 PORSCHE



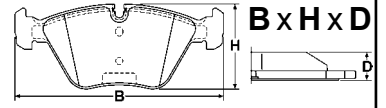
23961 16,8

176,0 x 109,6 x 16,8

Abbildungen Scheibenbremsbeläge

Illustrations disc brake pads - Illustrazioni pastiglie freno -

Illustrations plaquettes de frein - Ilustraciones pastillas de freno



Maßstab - scale - scala - échelle - escala 1:2

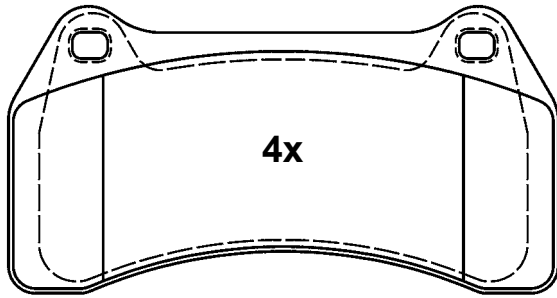
13.0460-4841.2 604841



JAGUAR



BRE



23489 16,3

144,7 x 75,3 x 16,3

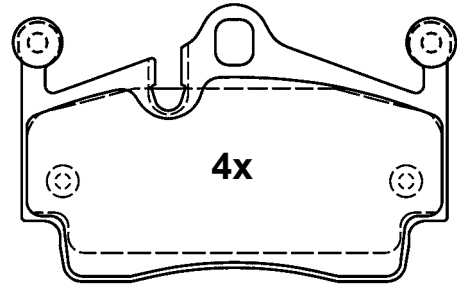
13.0460-4843.2 604843



PORSCHE



BRE



15,5

112,0 x 73,0 x 15,5

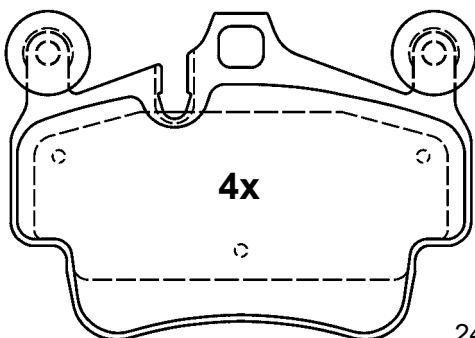
13.0460-4842.2 604842



PORSCHE



BRE



24049 17,0

121,0 x 86,0 x 17,0

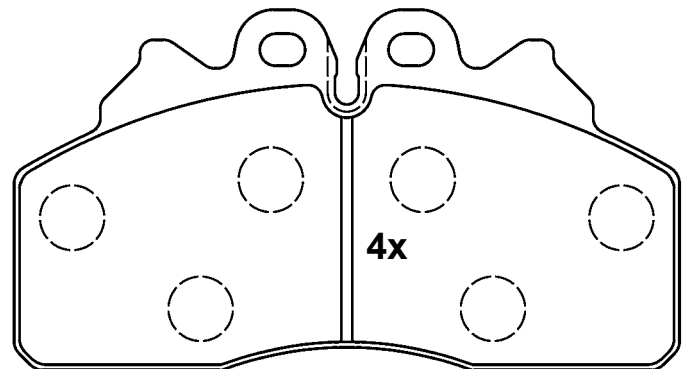
13.0460-4844.2 604844



IVECO



BRE



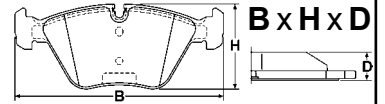
29256 27,0

175,4 x 94,9 x 27,0

Abbildungen Scheibenbremsbeläge

Illustrations disc brake pads - Illustrazioni pastiglie freno -

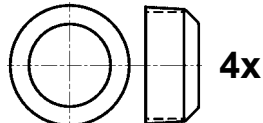
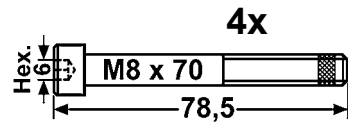
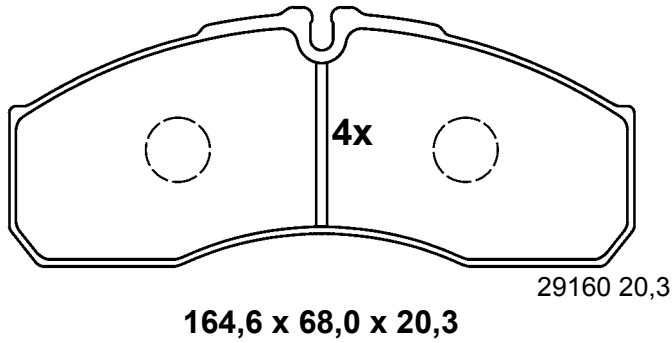
Illustrations plaquettes de frein - Ilustraciones pastillas de freno



Maßstab - scale - scala - échelle - escala 1:2

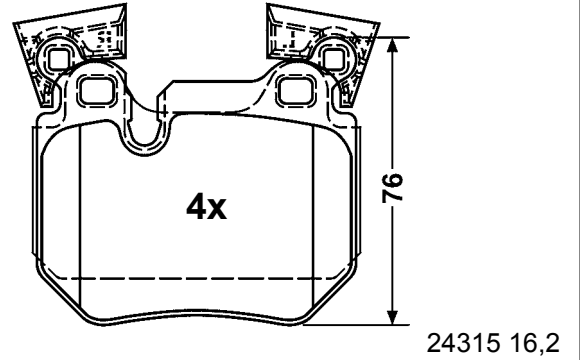
13.0460-4847.2 604847

IVECO, RENAULT



13.0460-4849.2 604849

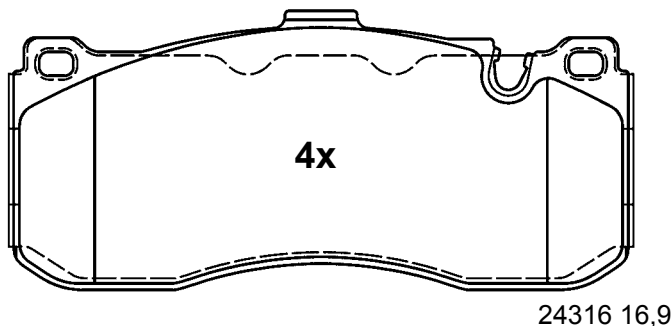
BMW



86,7 x 76,0 x 16,2

13.0460-4848.2 604848

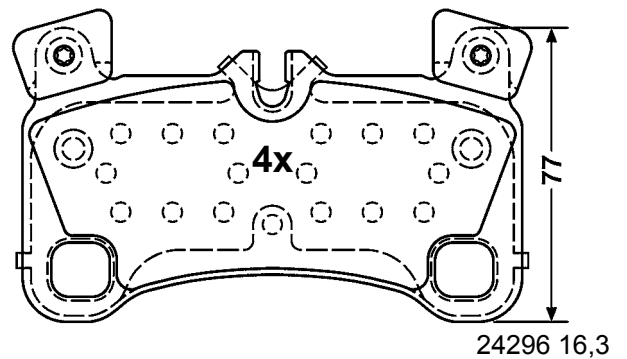
BMW



164,7 x 73,5 x 16,9

13.0460-4850.2 604850

AUDI, PORSCHE, VOLKSWAGEN

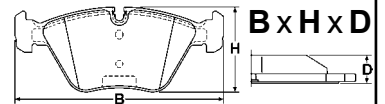


132,1 x 77,0 x 16,3

Abbildungen Scheibenbremsbeläge

Illustrations disc brake pads - Illustrazioni pastiglie freno -

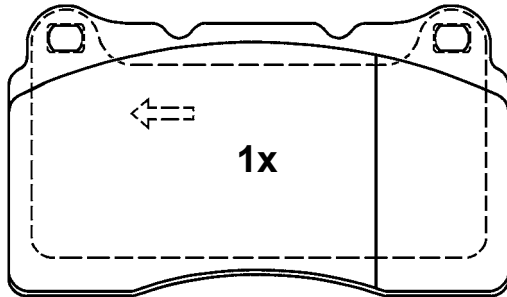
Illustrations plaquettes de frein - Ilustraciones pastillas de freno



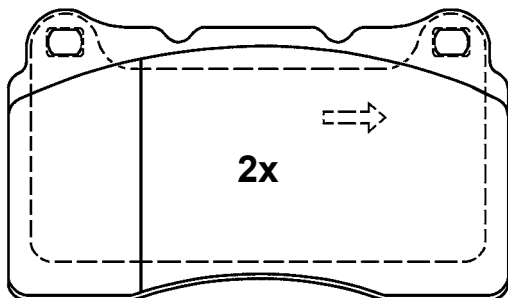
Maßstab - scale - scala - échelle - escala 1:2

13.0460-4851.2 604851

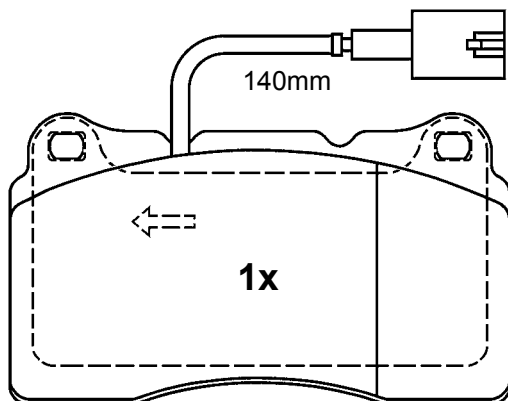
ALFA ROMEO



23092 16,0



23092 16,0

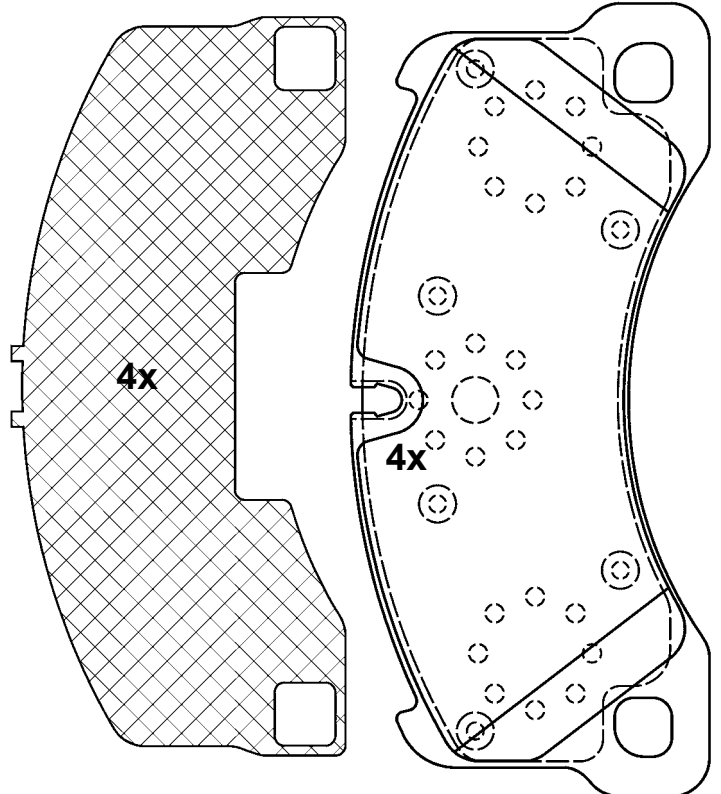


23111 16,0

131,8 x 77,2 x 16,0

13.0460-4852.2 604852

PORSCHE, VOLKSWAGEN

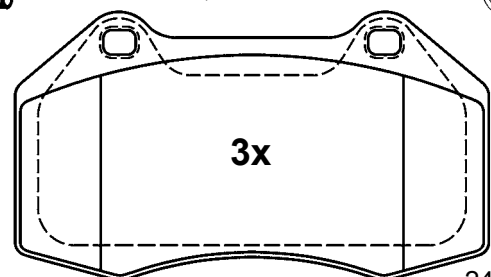


209,5 x 94,2 x 15,8

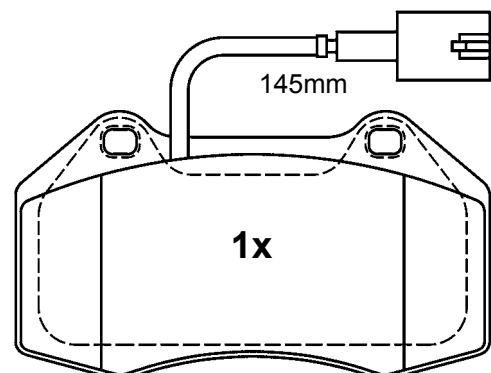
24553 15,8

13.0460-4853.2 604853

ALFA ROMEO, FIAT



24162 15,2



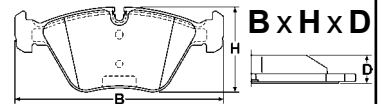
24687 15,2

124,6 x 70,4 x 15,2

Abbildungen Scheibenbremsbeläge

Illustrations disc brake pads - Illustrazioni pastiglie freno -

Illustrations plaquettes de frein - Ilustraciones pastillas de freno



Maßstab - scale - scala - échelle - escala 1:2

13.0460-4854.2 604854

13.0460-4855.2 604855



ALFA ROMEO



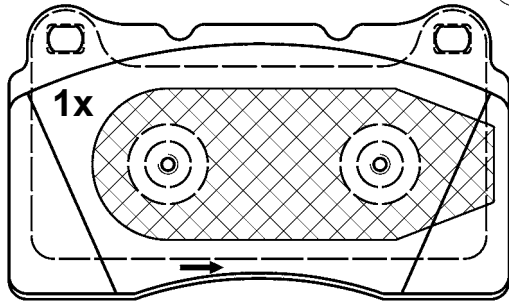
BRE



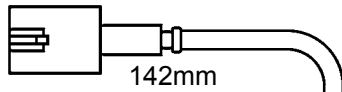
OPEL, VAUXHALL



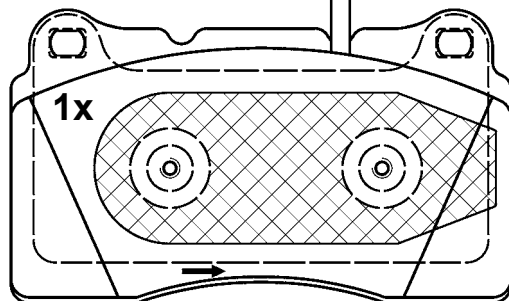
BRE



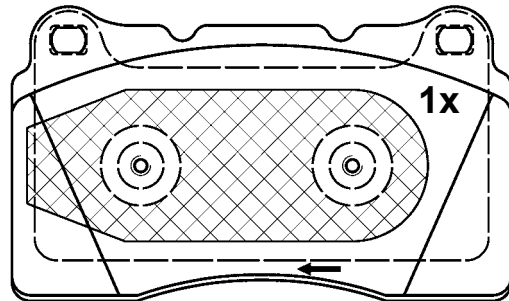
23092 16,3



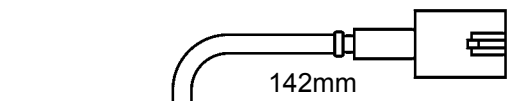
142mm



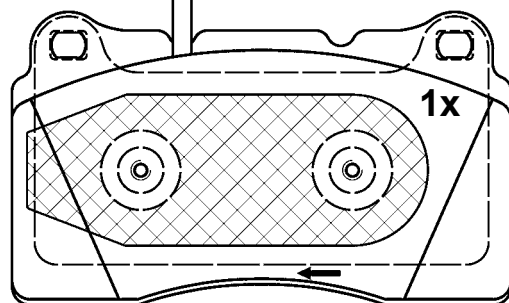
23756 16,3



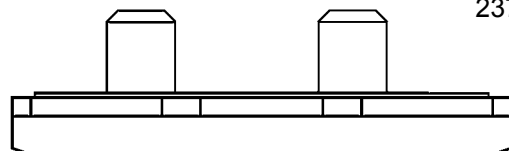
23092 16,3



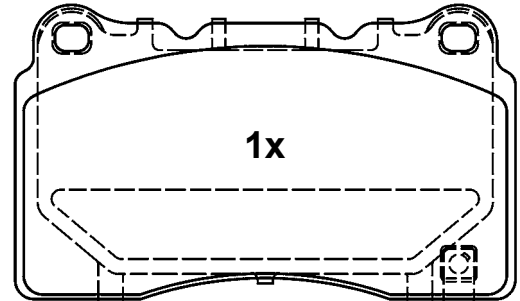
142mm



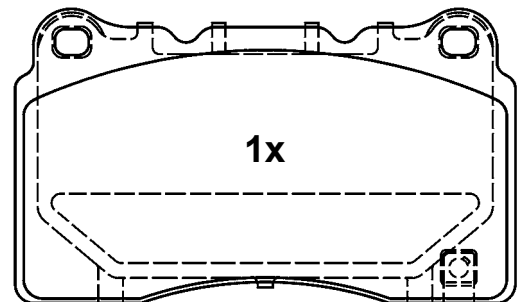
23756 16,3



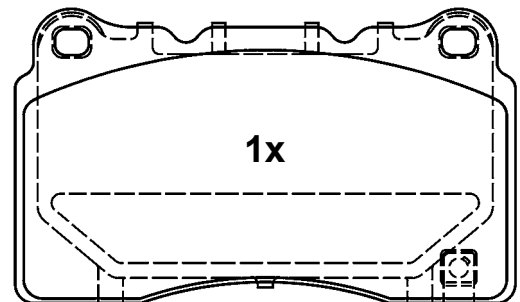
131,8 x 77,2 x 16,3



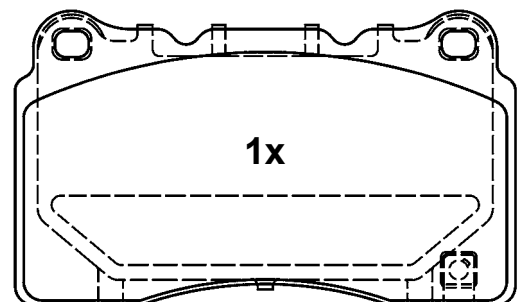
23325 16,4



23325 16,4



23325 16,4



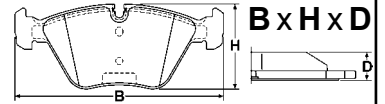
23325 16,4

131,6 x 77,2 x 16,4

Abbildungen Scheibenbremsbeläge

Illustrations disc brake pads - Illustrazioni pastiglie freno -

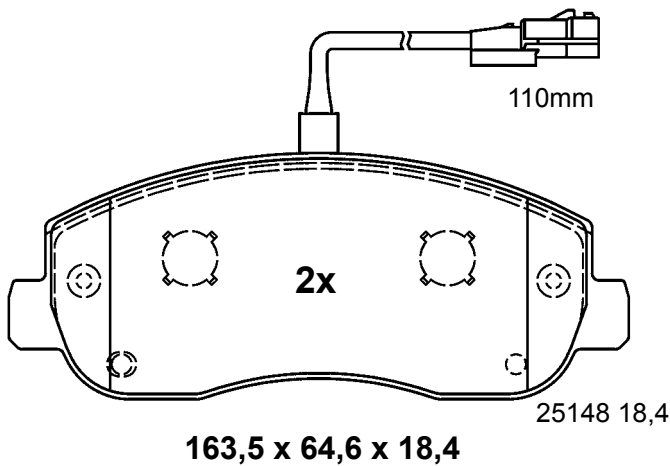
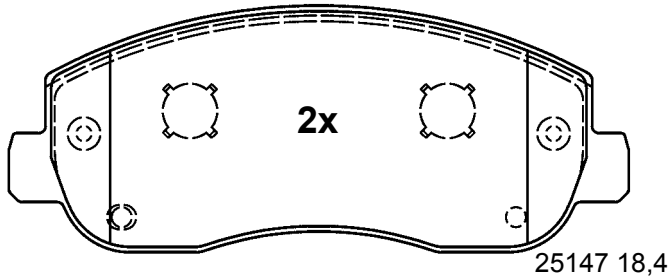
Illustrations plaquettes de frein - Ilustraciones pastillas de freno



Maßstab - scale - scala - échelle - escala 1:2

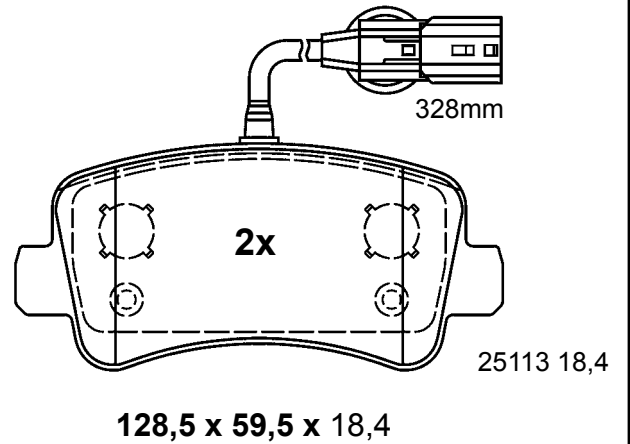
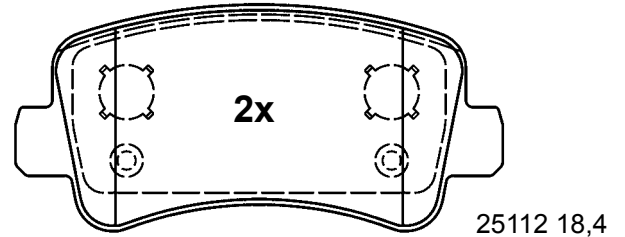
13.0460-4856.2 604856

OPEL, RENAULT, VAUXHALL



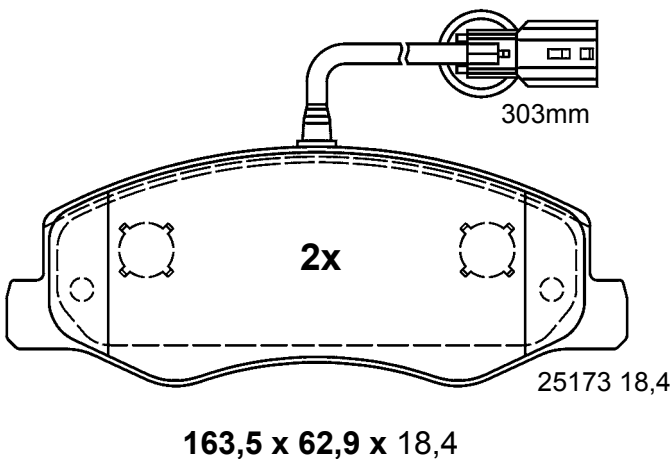
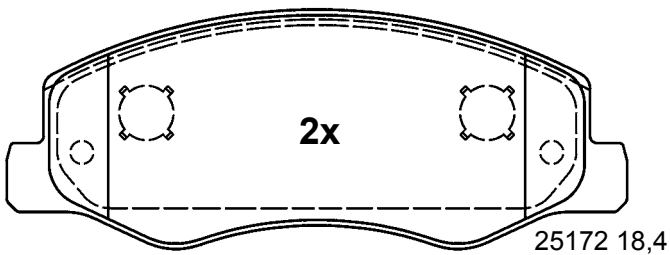
13.0460-4858.2 604858

OPEL, RENAULT, VAUXHALL



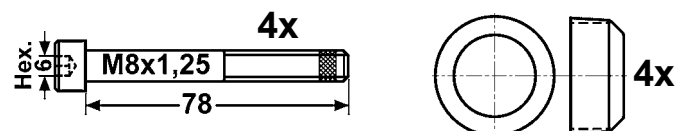
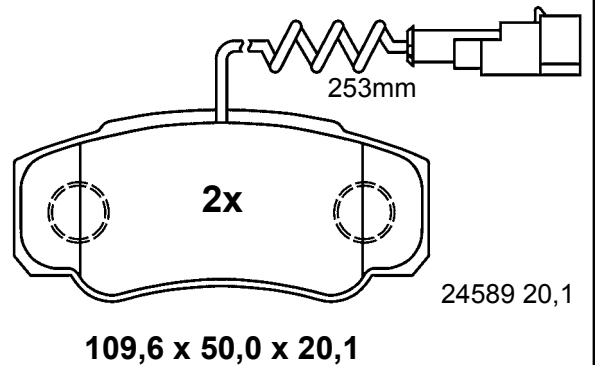
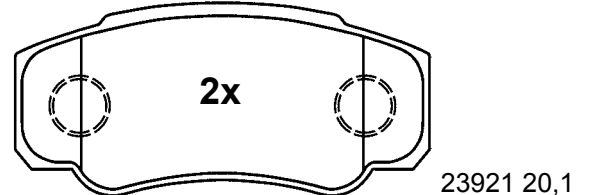
13.0460-4857.2 604857

OPEL, RENAULT, VAUXHALL



13.0460-4859.2 604859

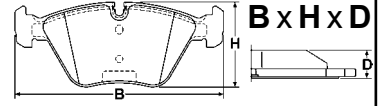
OPEL, RENAULT, VAUXHALL



Abbildungen Scheibenbremsbeläge

Illustrations disc brake pads - Illustrazioni pastiglie freno -

Illustrations plaquettes de frein - Ilustraciones pastillas de freno



Maßstab - scale - scala - échelle - escala 1:2

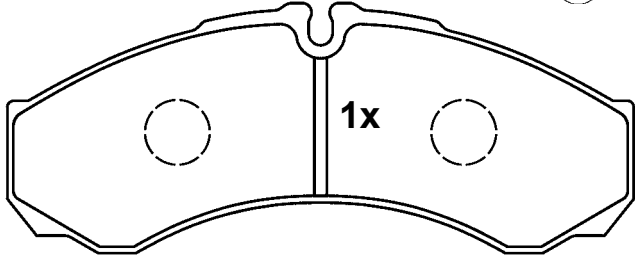
13.0460-4860.2 604860



RENAULT

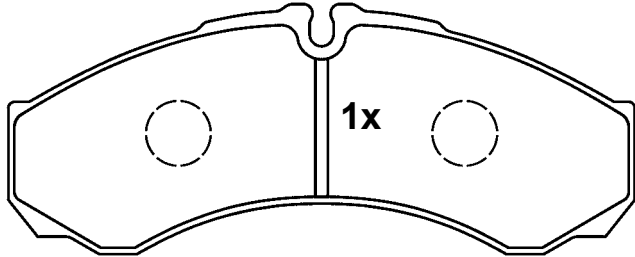


BRE



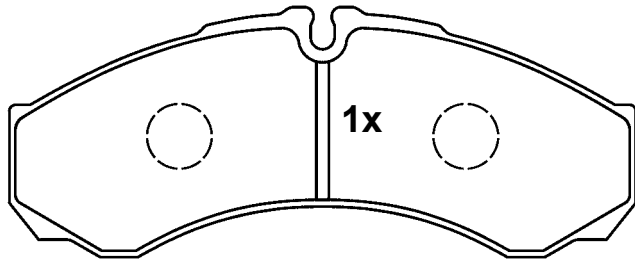
1x

29121 20,3



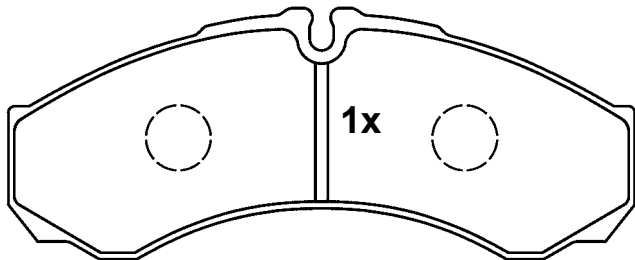
1x

29121 20,3



1x

29121 20,3



1x

29121 20,3

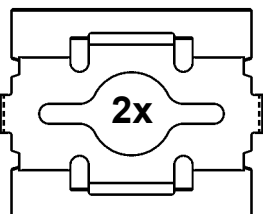
164,6 x 66,5 x 20,3

260mm

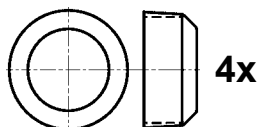


2x

Alternativer Stecker
alternative connector



2x



4x

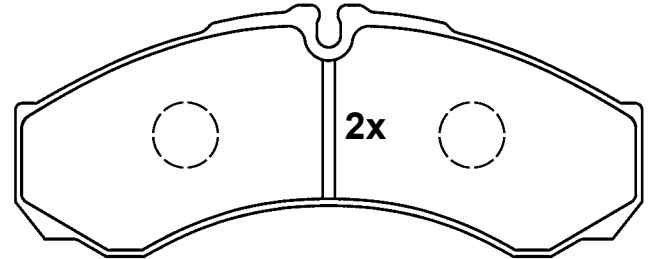
13.0460-4861.2 604861



NISSAN, RENAULT

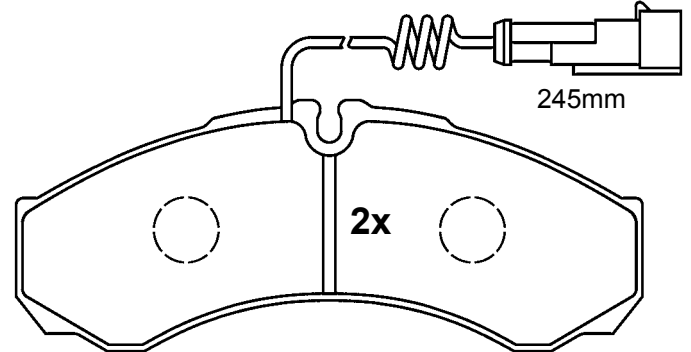


BRE



2x

29121 20,3

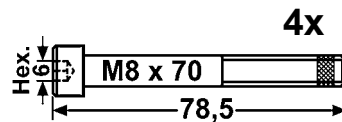


2x

29260 20,3

164,6 x 66,5 x 20,3

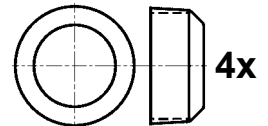
245mm



4x

M8 x 70

78,5



4x

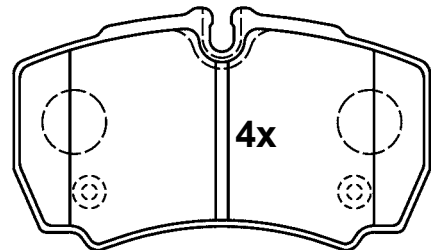
13.0460-4862.2 604862



FORD



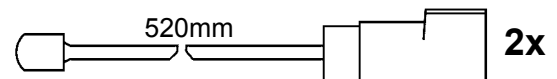
BRE



4x

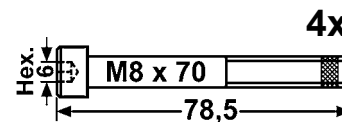
29123 20,3

109,6 x 63,7 x 20,3



520mm

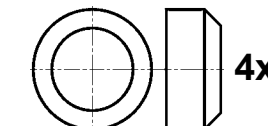
2x



4x

M8 x 70

78,5

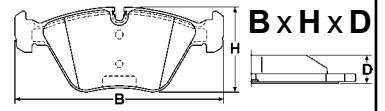


4x

Abbildungen Scheibenbremsbeläge

Illustrations disc brake pads - Illustrazioni pastiglie freno -

Illustrations plaquettes de frein - Ilustraciones pastillas de freno



Maßstab - scale - scala - échelle - escala 1:2

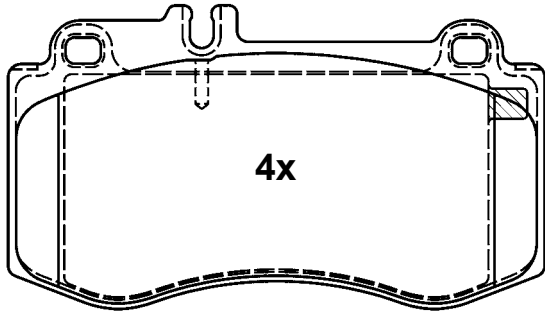
13.0460-4863.2 604863



MERCEDES BENZ



BRE



24976 17,5

141,5 x 79,8 x 17,5

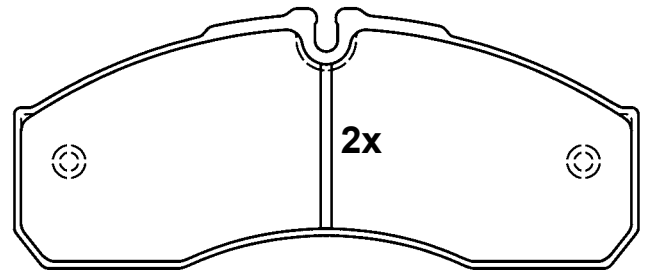
13.0460-4865.2 604865



NISSAN



BRE



29160 20,3

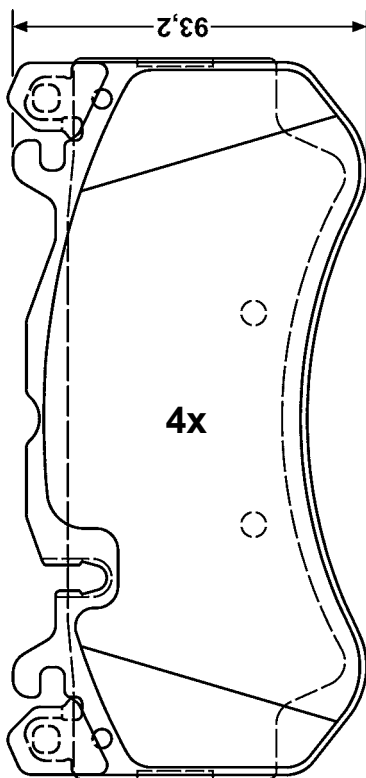
13.0460-4864.2 604864



AUDI

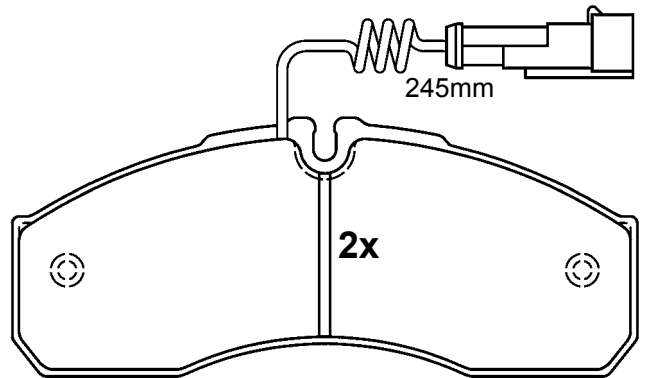


BRE



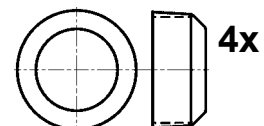
24455 16,8

189,8 x 93,2 x 16,8

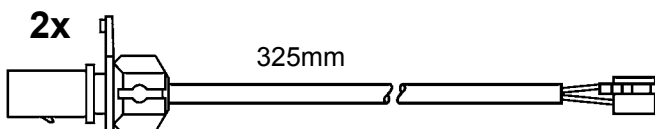


29327 20,3

164,6 x 68,0 x 20,3

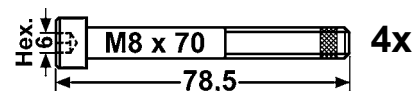


4x



2x

325mm



4x

Hex.

16

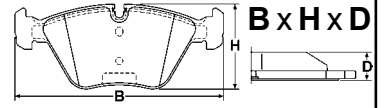
M8 x 70

78,5

Abbildungen Scheibenbremsbeläge

Illustrations disc brake pads - Illustrazioni pastiglie freno -

Illustrations plaquettes de frein - Ilustraciones pastillas de freno



Maßstab - scale - scala - échelle - escala 1:2

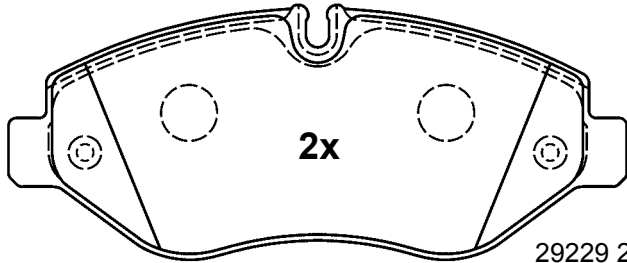
13.0460-4866.2 604866



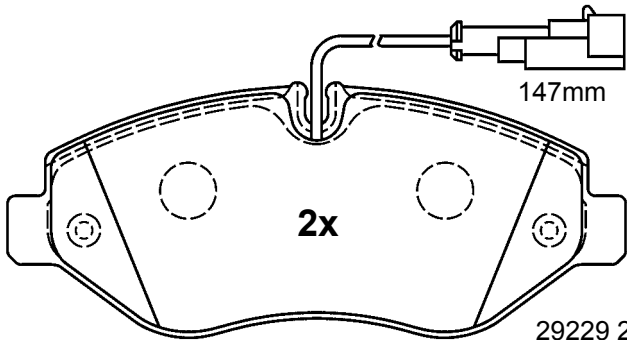
NISSAN, RENAULT



BRE



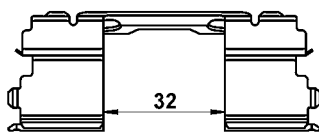
29229 20,7



147mm

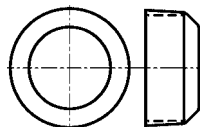
29229 20,7

163,1 x 67,1 x 20,7

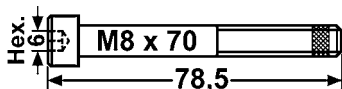


4x

32



4x



Hex.

M8 x 70

78,5

4x

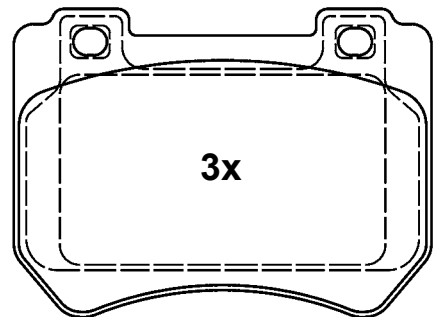
13.0460-4867.2 604867



ALFA ROMEO

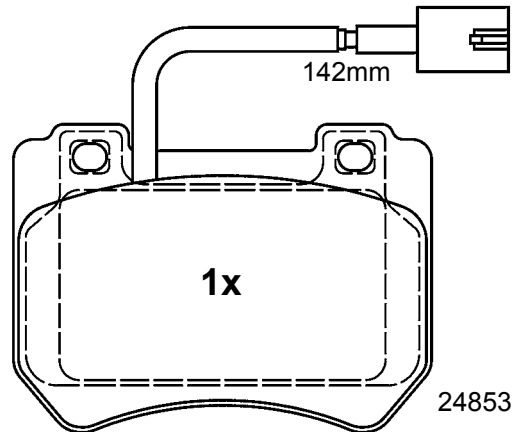


BRE



3x

24852 16,0



142mm

1x

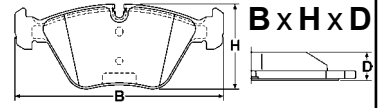
24853 16,0

109,8 x 80,8 x 16,0

Abbildungen Scheibenbremsbeläge

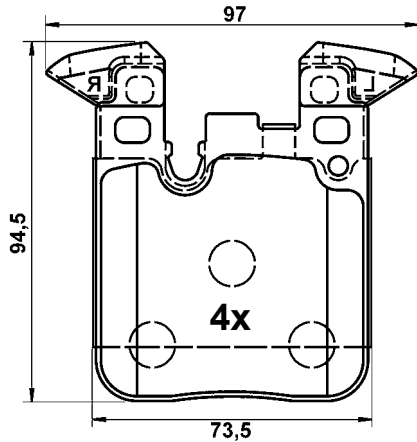
Illustrations disc brake pads - Illustrazioni pastiglie freno -

Illustrations plaquettes de frein - Ilustraciones pastillas de freno



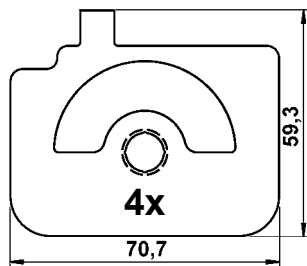
Maßstab - scale - scala - échelle - escala 1:2

13.0460-4874.2 604874

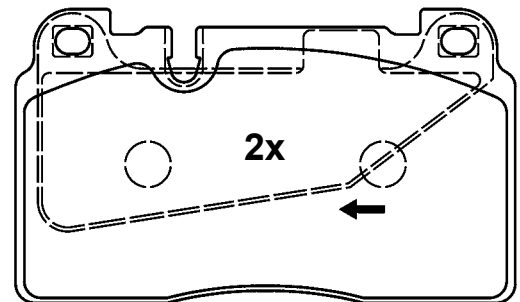


25029 16,7

73,5 x 94,5 x 16,7



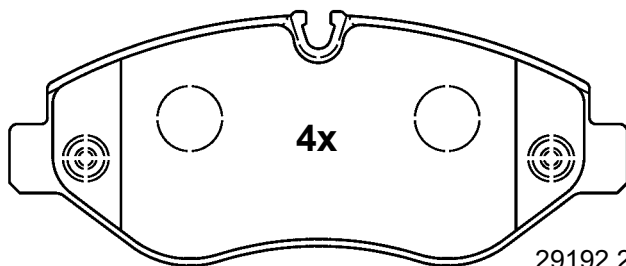
13.0460-4879.2 604879



25643 16,8

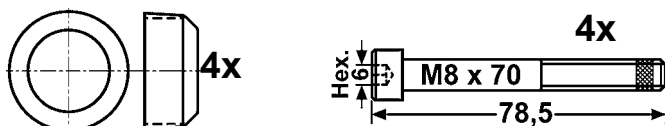
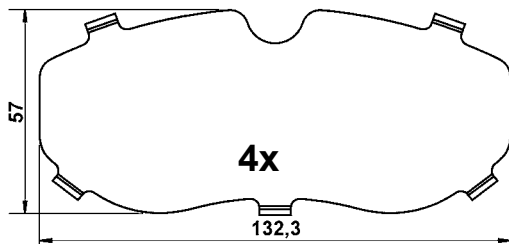


13.0460-4877.2 604877

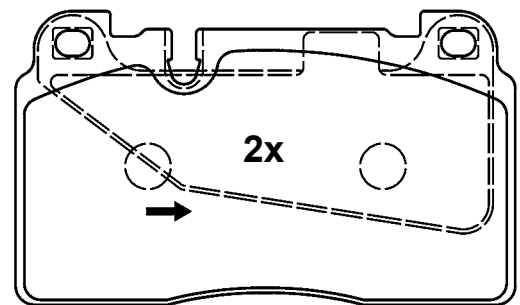


29192 20,3

163,2 x 66,8 x 20,3



131,8 x 77,2 x 16,8

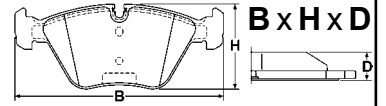


25643 16,8

Abbildungen Scheibenbremsbeläge

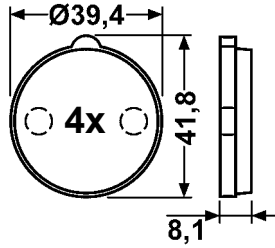
Illustrations disc brake pads - Illustrazioni pastiglie freno -

Illustrations plaquettes de frein - Ilustraciones pastillas de freno



Maßstab - scale - scala - échelle - escala 1:2

13.0460-4900.2 604900



20371 8,1

Ø39,4 x 41,8 x 8,1

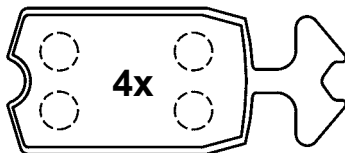
13.0460-4910.2 604910



20285 7,0

Ø 30,5 x 7,0

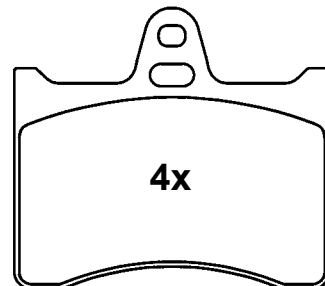
13.0460-4906.2 604906



20207 12,0

89,6 x 38,1 x 12,0

13.0460-4911.2 604911



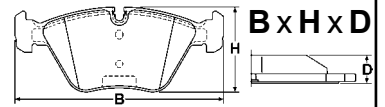
20389 15,4

82,9 x 75,0 x 15,4

Abbildungen Scheibenbremsbeläge

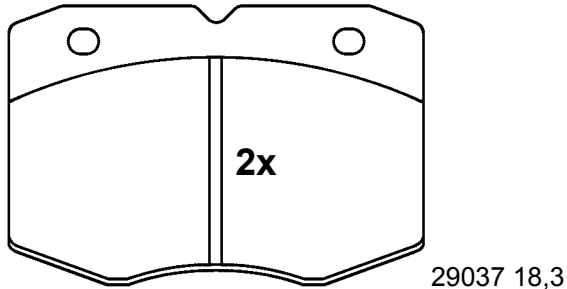
Illustrations disc brake pads - Illustrazioni pastiglie freno -

Illustrations plaquettes de frein - Ilustraciones pastillas de freno

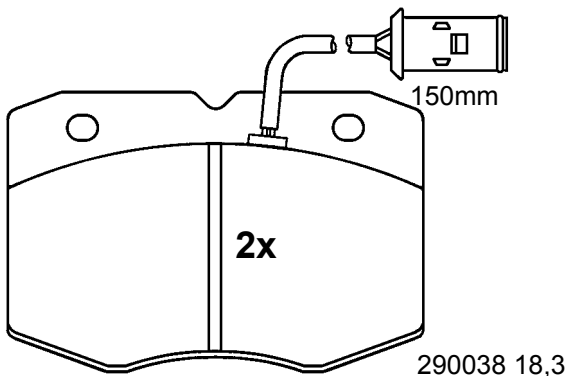


Maßstab - scale - scala - échelle - escala 1:2

13.0460-4913.2 604913



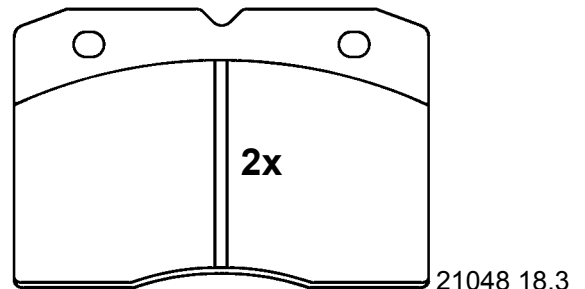
29037 18,3



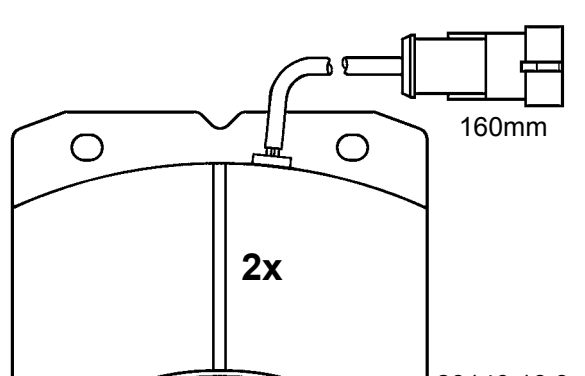
290038 18,3

109,5 x 73,0 x 18,3

13.0460-4918.2 604918



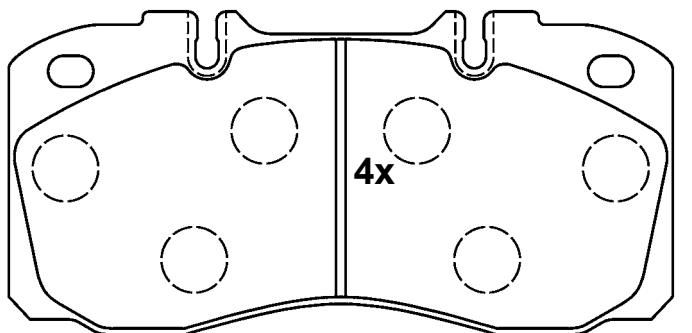
21048 18,3



29140 18,3

109,5 x 73,0 x 18,3

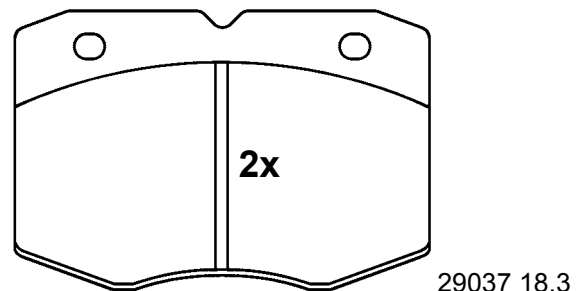
13.0460-4914.2 604914



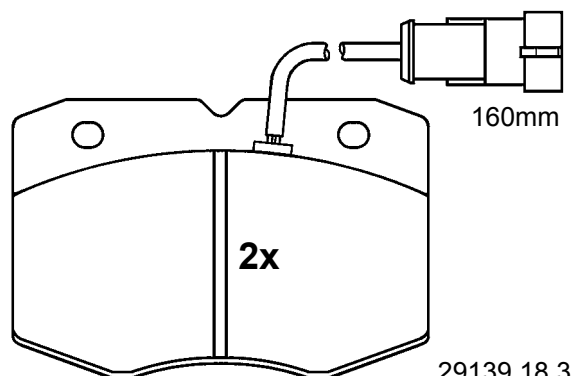
29122 22,3

174,7 x 85,5 x 22,3

13.0460-4919.2 604919



29037 18,3



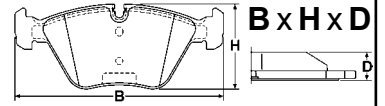
29139 18,3

109,5 x 73,0 x 18,3

Abbildungen Scheibenbremsbeläge

Illustrations disc brake pads - Illustrazioni pastiglie freno -

Illustrations plaquettes de frein - Ilustraciones pastillas de freno



Maßstab - scale - scala - échelle - escala 1:2

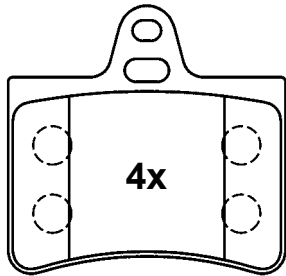
13.0460-4921.2 604921



CITROEN



CIT



23305 15,2

72,9 x 70,6 x 15,2

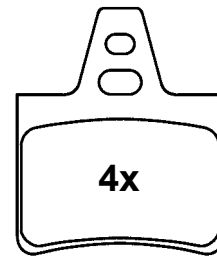
13.0460-4956.2 604956



CITROEN



CIT



20162 15,4

54,0 x 64,7 x 15,4

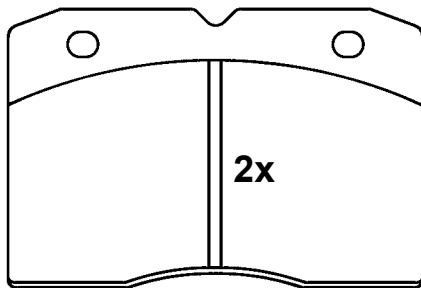
13.0460-4955.2 604955



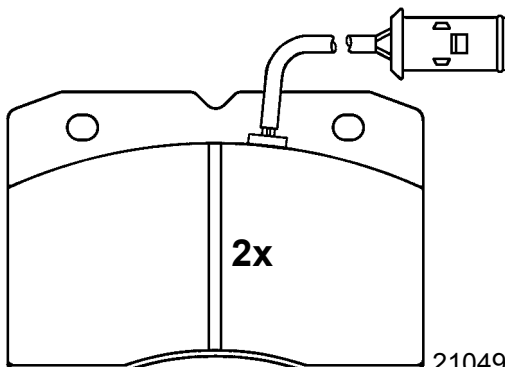
ALFA ROMEO, IVECO



BRE



21048 18,3



21049 18,3

109,5 x 73,0 x 18,3

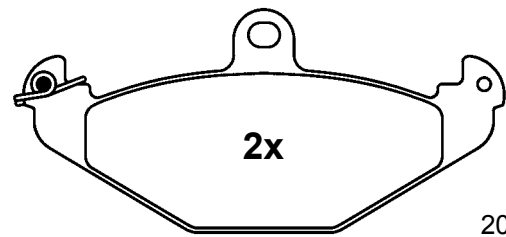
13.0460-4957.2 604957



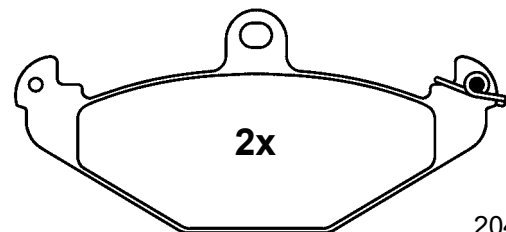
RENAULT



BRE



20410 15,0



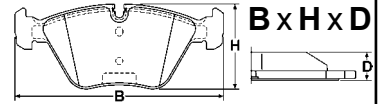
20423 15,0

126,0 x 58,0 x 15,0

Abbildungen Scheibenbremsbeläge

Illustrations disc brake pads - Illustrazioni pastiglie freno -

Illustrations plaquettes de frein - Ilustraciones pastillas de freno



Maßstab - scale - scala - échelle - escala 1:2

13.0460-4958.2 604958

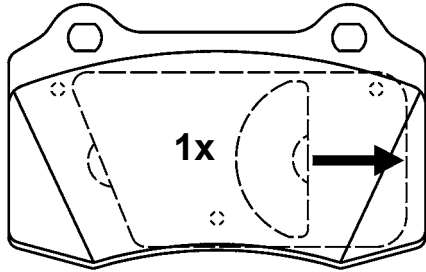
13.0460-4964.2 604964



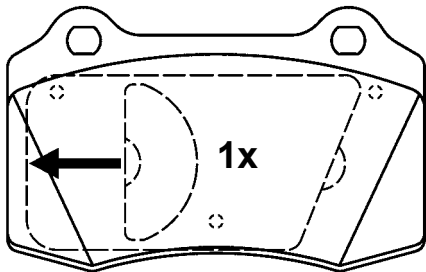
LANCIA



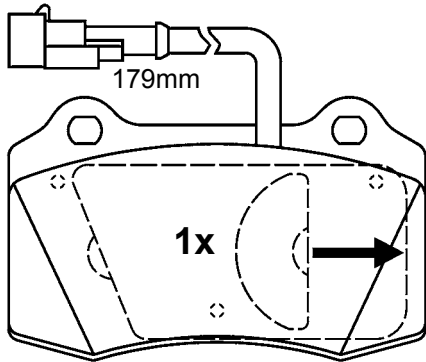
BRE



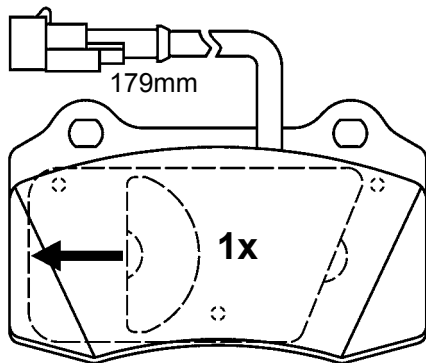
21381 17,3



21381 17,3



21382 17,3



21382 17,3

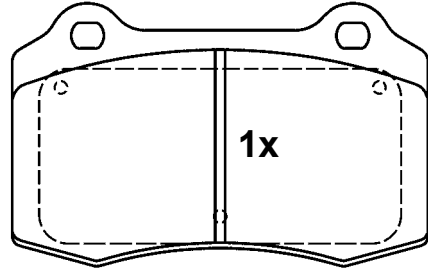
109,8 x 69,2 x 17,3



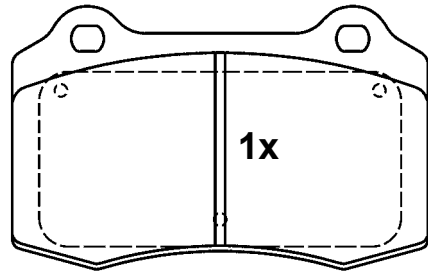
DE TOMASO, JAGUAR, SEAT,
VOLVO



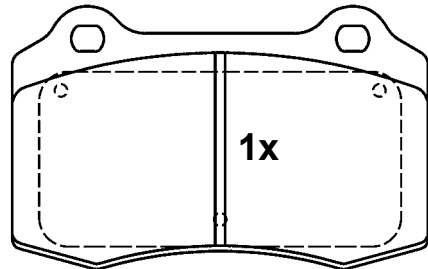
BRE



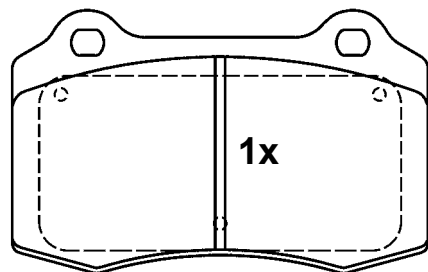
21381 15,0



21381 15,0



21381 15,0



21381 15,0

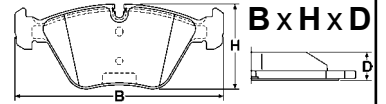
109,8 x 69,3 x 15,0



Abbildungen Scheibenbremsbeläge

Illustrations disc brake pads - Illustrazioni pastiglie freno -

Illustrations plaquettes de frein - Ilustraciones pastillas de freno



Maßstab - scale - scala - échelle - escala 1:2

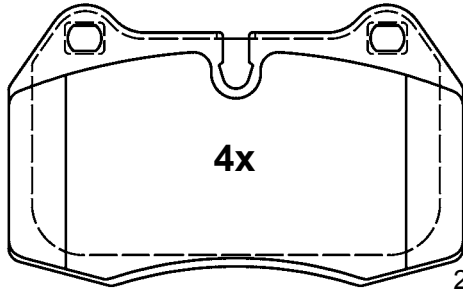
13.0460-4965.2 604965



BMW



BRE



4x

21471 18,0

119,8 x 73,6 x 18,0

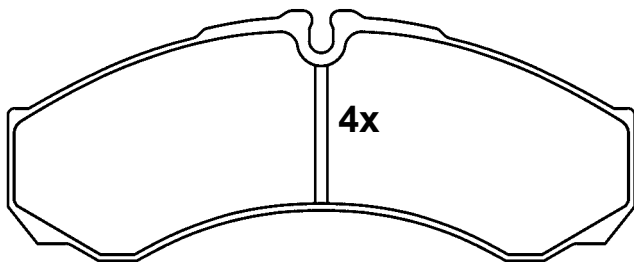
13.0460-4966.2 604966



IVECO, RENAULT



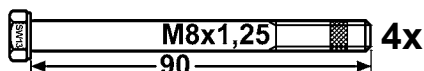
BRE



4x

29121 20,3

164,6 x 66,5 x 20,3



M8x1,25

90

4x

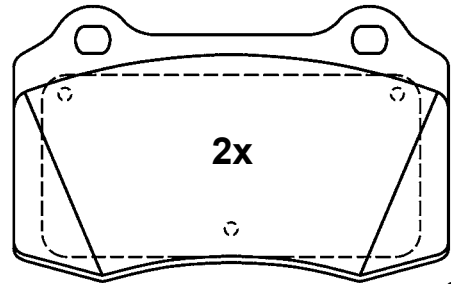
13.0460-4968.2 604968



ALFA ROMEO, FIAT

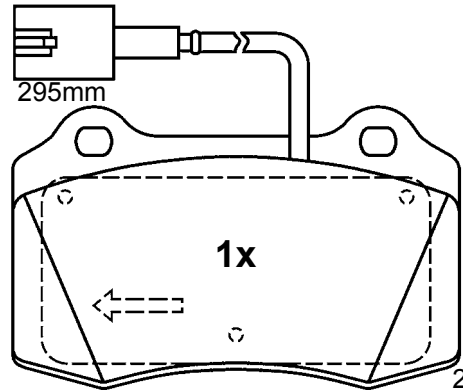


BRE



2x

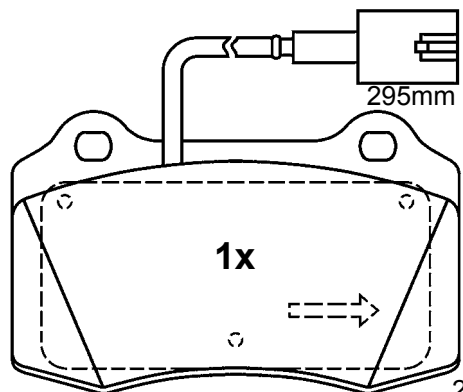
21381 18,0



295mm

1x

23206 18,0



295mm

1x

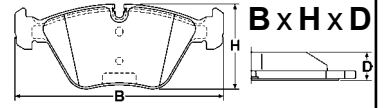
23207 18,0

109,8 x 69,2 x 18,0

Abbildungen Scheibenbremsbeläge

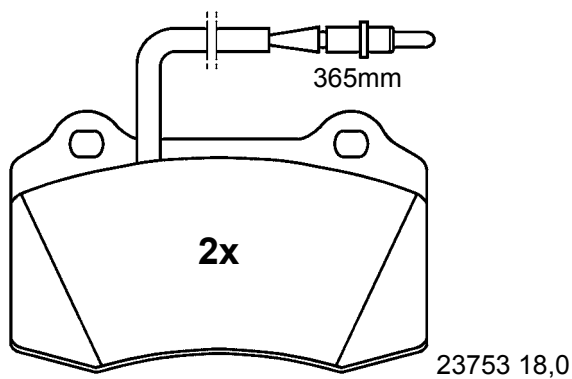
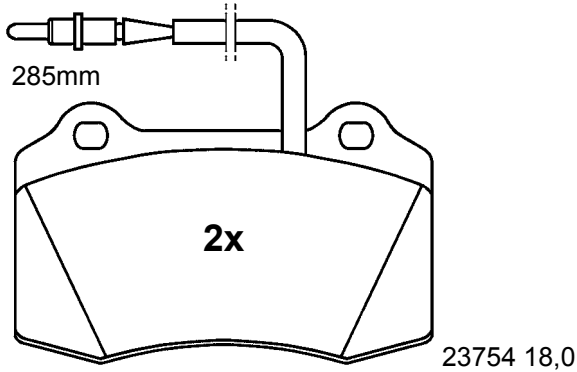
Illustrations disc brake pads - Illustrazioni pastiglie freno -

Illustrations plaquettes de frein - Ilustraciones pastillas de freno



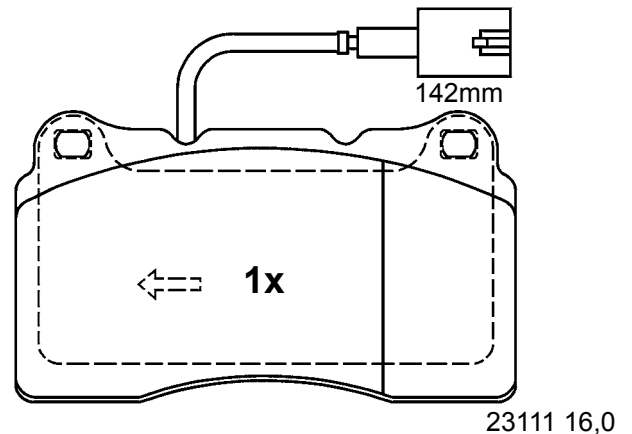
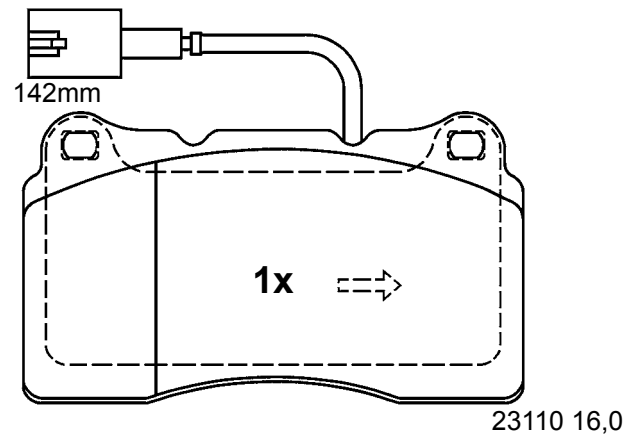
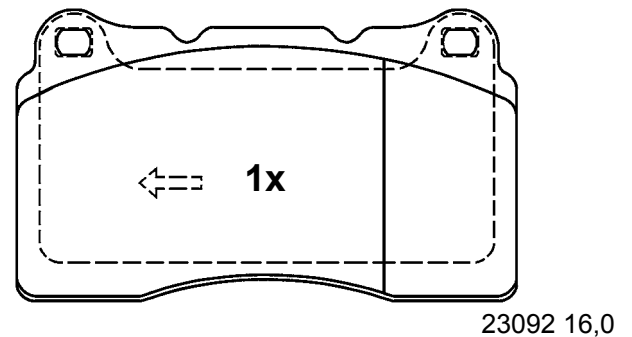
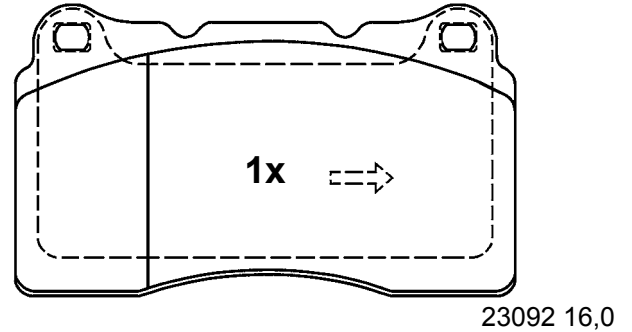
Maßstab - scale - scala - échelle - escala 1:2

13.0460-4969.2 604969



109,8 x 69,2 x 18,0

13.0460-4971.2 604971

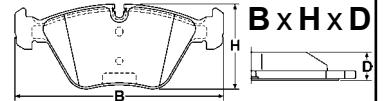


131,8 x 77,2 x 16,0

Abbildungen Scheibenbremsbeläge

Illustrations disc brake pads - Illustrazioni pastiglie freno -

Illustrations plaquettes de frein - Ilustraciones pastillas de freno



Maßstab - scale - scala - échelle - escala 1:2

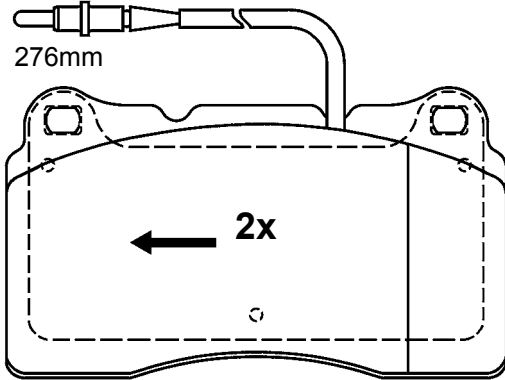
13.0460-4972.2 604972



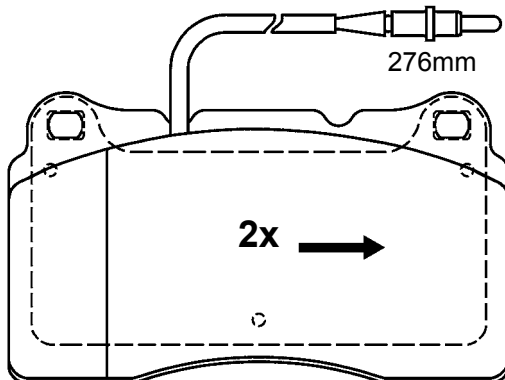
PEUGEOT



BRE



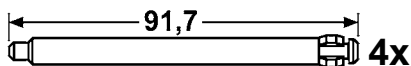
23575 16,0



23576 16,0

131,8 x 77,2 x 16,0

1x
 (UK) Brake pad paste
 To avoid disk brake squeaking
 (D) Bremsklotzpaste
 Gegen Quietschen von Scheibenbremsen
 (I) Grasso per freni
 Contro il fischi in frenatura
 (F) Pâte pour plaquette de freins
 Contre le grincement de freins



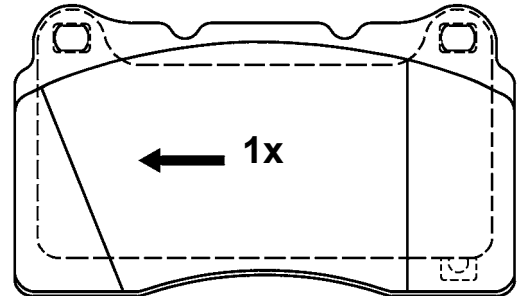
13.0460-4973.2 604973



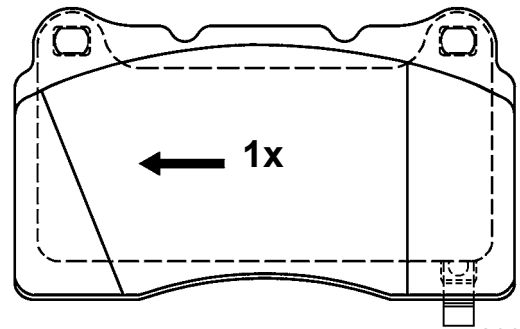
MITSUBISHI, SUBARU



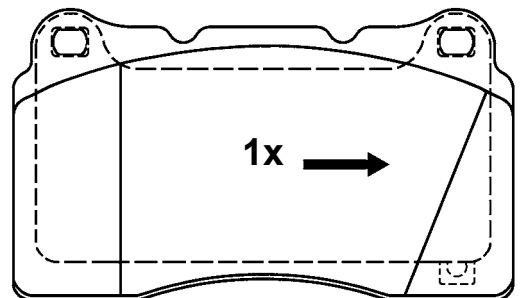
BRE



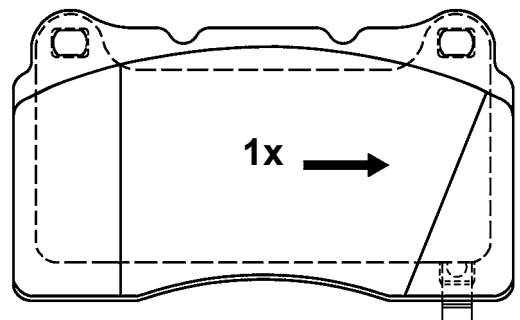
23092 16,0



23325 16,0



23092 16,0

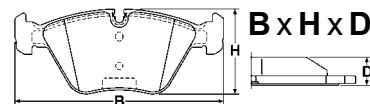


23325 16,0

131,8 x 77,2 x 16,0

Abbildungen Scheibenbremsbeläge

Illustrations disc brake pads - Illustrazioni pastiglie freno -
Illustrations plaquettes de frein - Ilustraciones pastillas de freno



Maßstab - scale - scala - échelle - escala 1:2

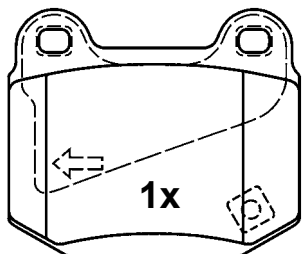
13.0460-4974.2 604974



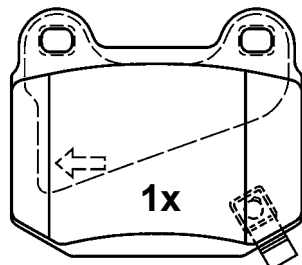
MITSUBISHI, NISSAN, SUBARU



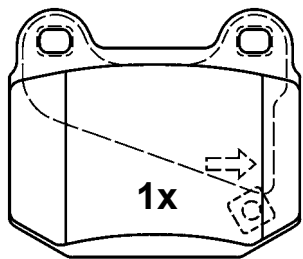
BRE



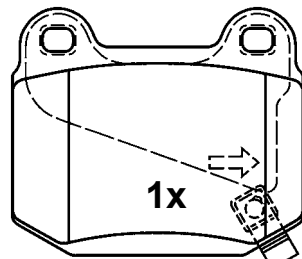
21580 14,6



23323 14,6



21580 14,6



23323 14,6

76,9 x 65,5 x 14,6

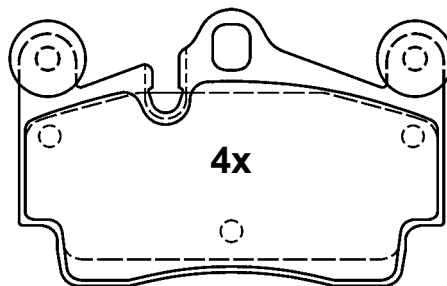
13.0460-4976.2 604976



AUDI, PORSCHE, VOLKSWAGEN



BRE



23694 16,7

112,0 x 73,0 x 16,7

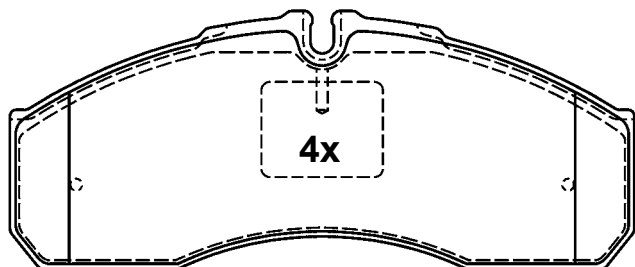
13.0460-4975.2 604975



MERCEDES BENZ



BRE



29160 20,8

164,8 x 68,0 x 20,8

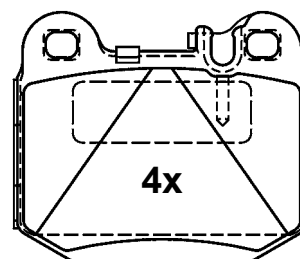
13.0460-4977.2 604977



MERCEDES BENZ

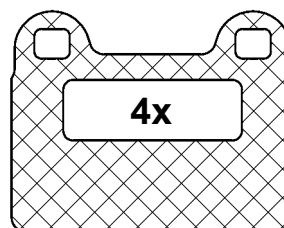


BRE



23157 15,8

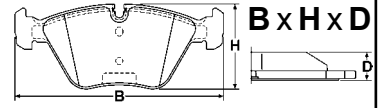
76,5 x 65,5 x 15,8



Abbildungen Scheibenbremsbeläge

Illustrations disc brake pads - Illustrazioni pastiglie freno -

Illustrations plaquettes de frein - Ilustraciones pastillas de freno



Maßstab - scale - scala - échelle - escala 1:2

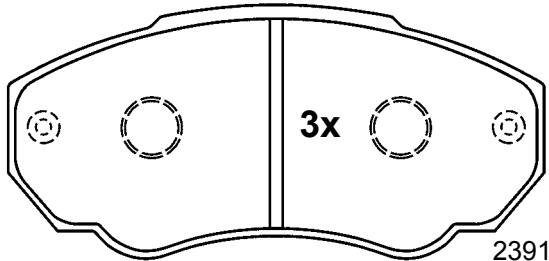
13.0460-4978.2 604978



CITROEN, FIAT, PEUGEOT

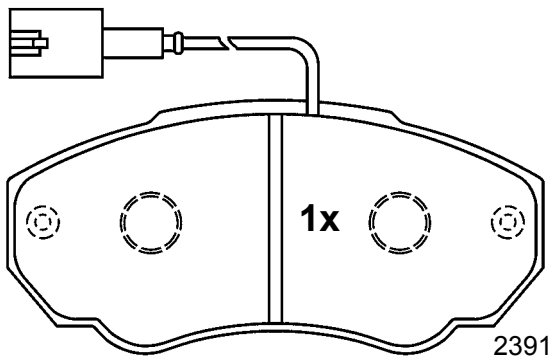


BRE



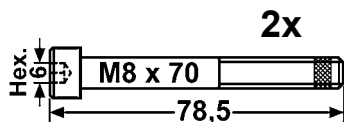
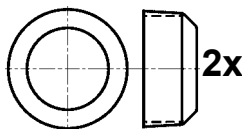
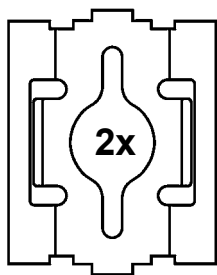
23917 19,3

155mm



23918 19,3

140,6 x 66,0 x 19,3



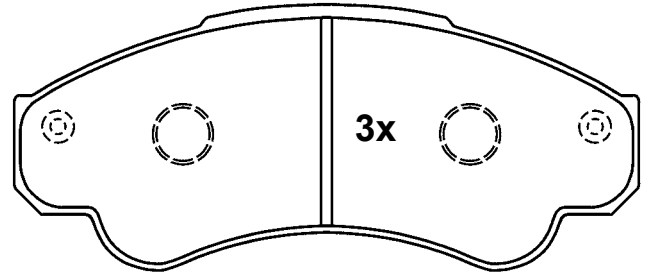
13.0460-4979.2 604979



CITROEN, FIAT, PEUGEOT



BRE

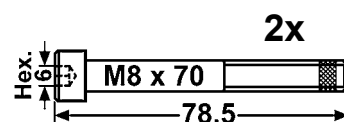
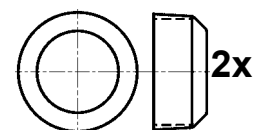
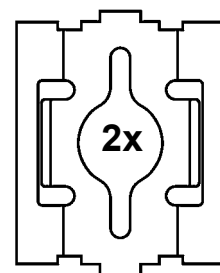


23919 19,3



23920 19,3

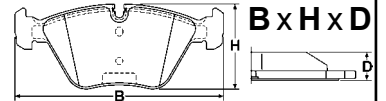
164,6 x 69,3 x 19,3



Abbildungen Scheibenbremsbeläge

Illustrations disc brake pads - Illustrazioni pastiglie freno -

Illustrations plaquettes de frein - Ilustraciones pastillas de freno



Maßstab - scale - scala - échelle - escala 1:2

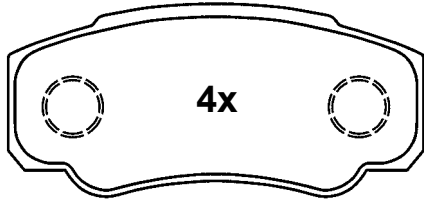
13.0460-4980.2 604980



CITROEN, FIAT, PEUGEOT

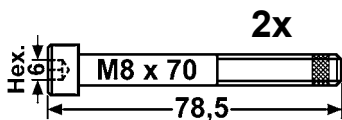
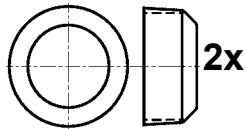
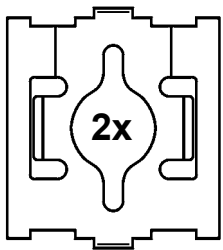


BRE



23921 20,3

109,6 x 50,0 x 20,3



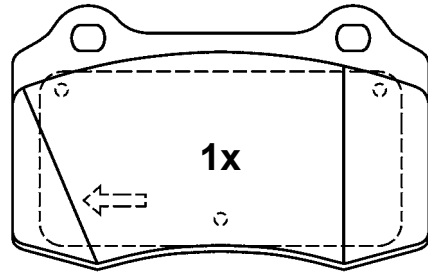
13.0460-4985.2 604985



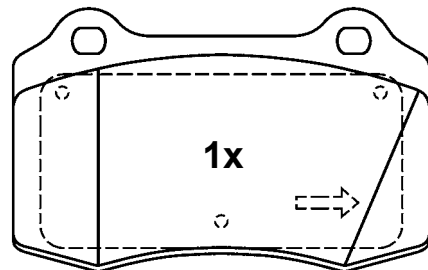
ALFA ROMEO



BRE



21381 18,0



21381 18,0

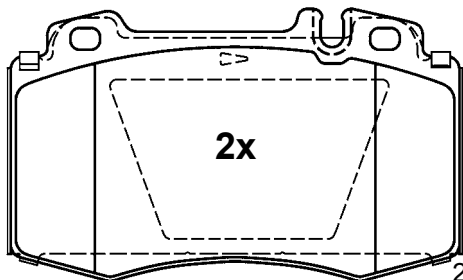
13.0460-4984.2 604984



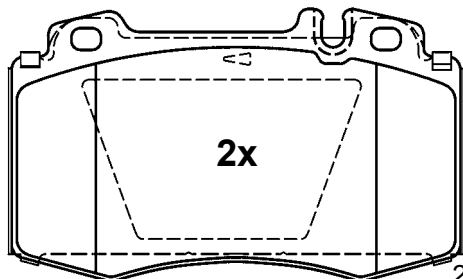
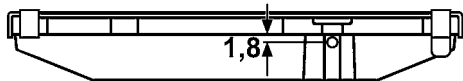
MERCEDES BENZ



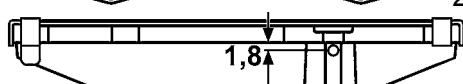
BRE



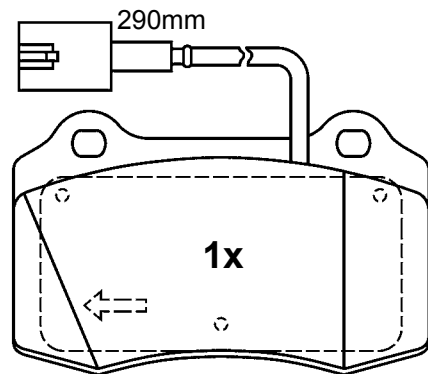
23271 17,4



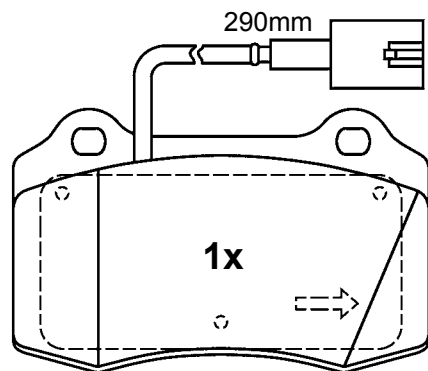
23271 17,4



119,5 x 71,7 x 17,4



23206 18,0



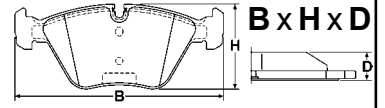
23207 18,0

109,8 x 69,2 x 18,0

Abbildungen Scheibenbremsbeläge

Illustrations disc brake pads - Illustrazioni pastiglie freno -

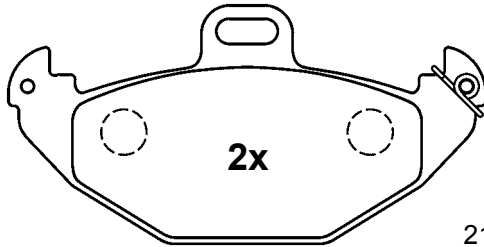
Illustrations plaquettes de frein - Ilustraciones pastillas de freno



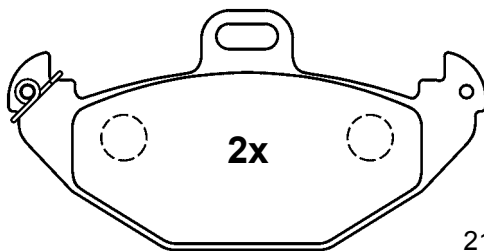
Maßstab - scale - scala - échelle - escala 1:2

13.0460-4986.2 604986

RENAULT



21965 15,0

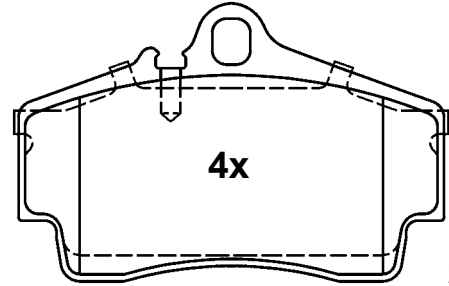


21966 15,0

126,1 x 63,0 x 15,0

13.0460-4988.2 604988

PORSCHE

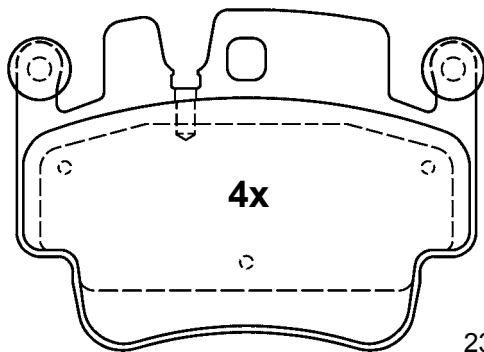


21792 15,2

112,2 x 73,0 x 15,2

13.0460-4987.2 604987

PORSCHE

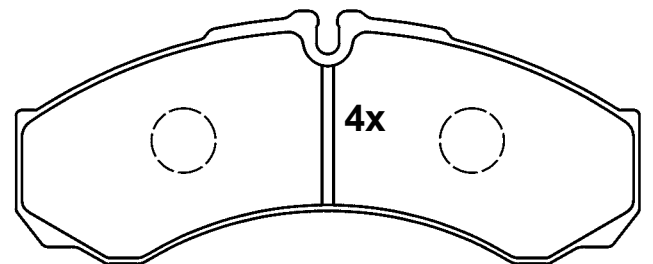


23329 17,0

121,3 x 90,3 x 17,0

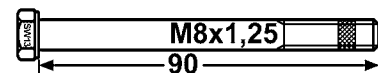
13.0460-4989.2 604989

IVECO



29212 17,3

4x

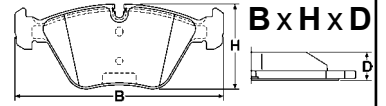


164,8 x 66,5 x 17,3

Abbildungen Scheibenbremsbeläge

Illustrations disc brake pads - Illustrazioni pastiglie freno -

Illustrations plaquettes de frein - Ilustraciones pastillas de freno



Maßstab - scale - scala - échelle - escala 1:2

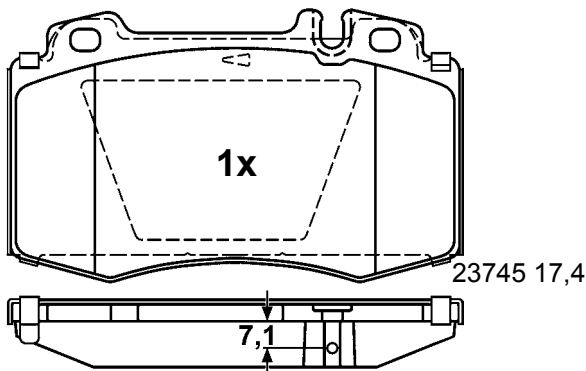
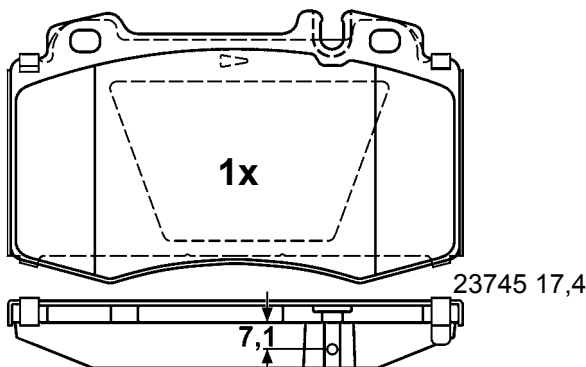
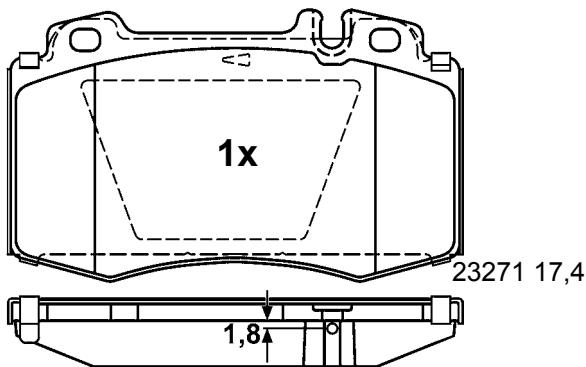
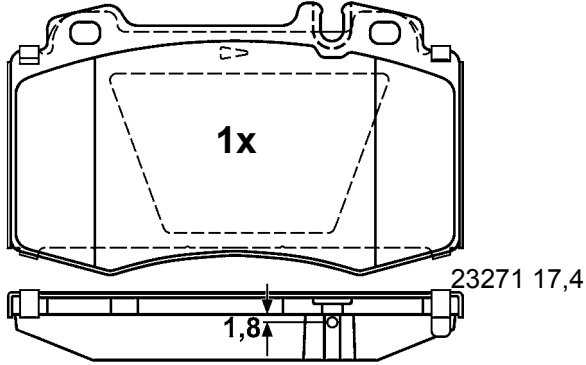
13.0460-4990.2 604990



MERCEDES BENZ



BRE



119,5 x 71,7 x 17,4

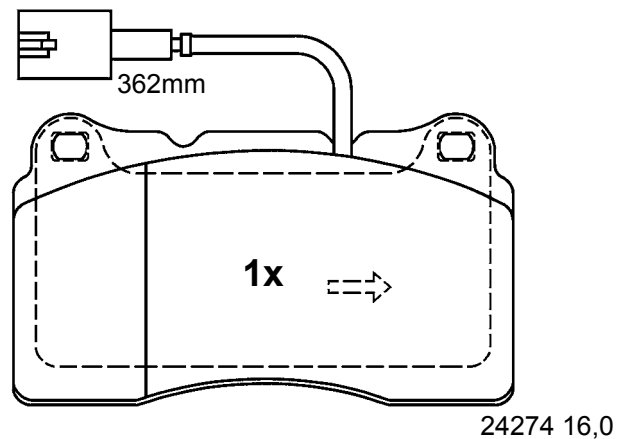
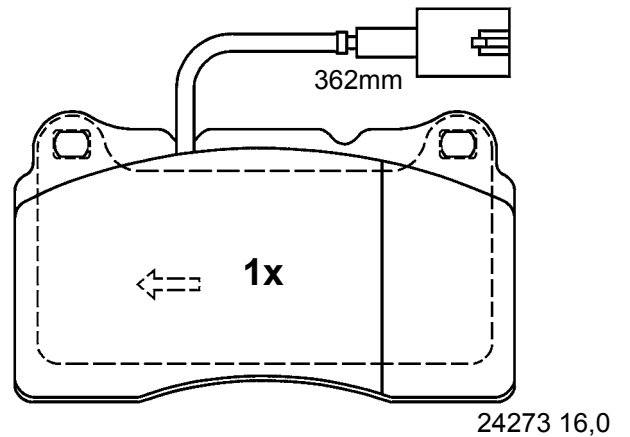
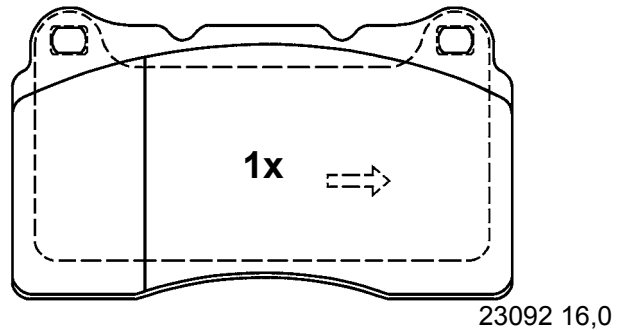
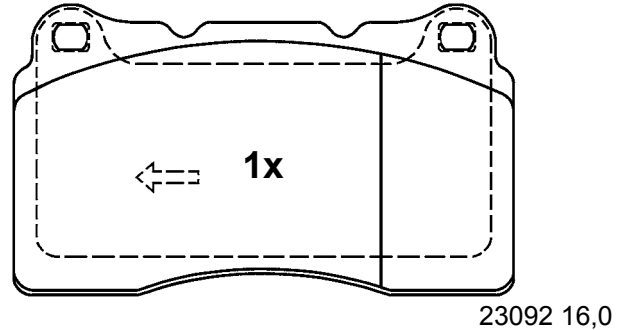
13.0460-4991.2 604991



ALFA ROMEO



BRE

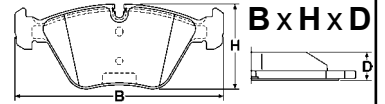


131,8 x 77,2 x 16,0

Abbildungen Scheibenbremsbeläge

Illustrations disc brake pads - Illustrazioni pastiglie freno -

Illustrations plaquettes de frein - Ilustraciones pastillas de freno



Maßstab - scale - scala - échelle - escala 1:2

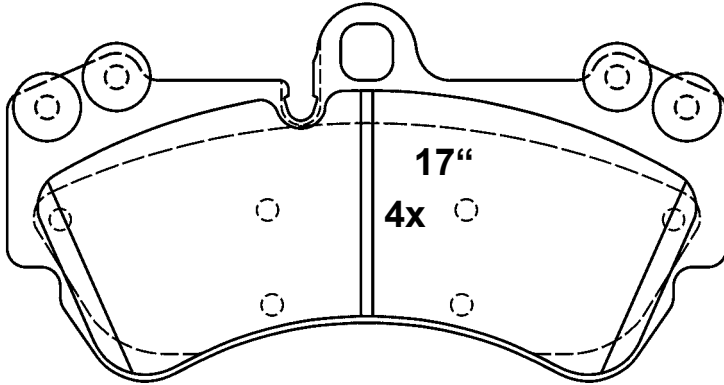
13.0460-4992.2 604992



PORSCHE, VOLKSWAGEN



BRE



23692 16,6

190 x 99,4 x 16,6

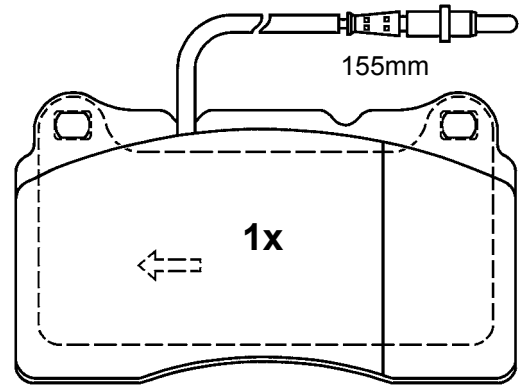
13.0460-4995.2 604995



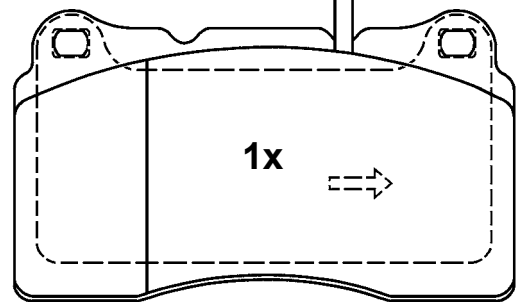
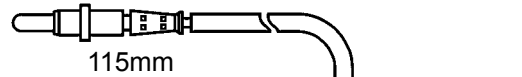
CITROEN, FIAT, LANCIA, PEUGEOT



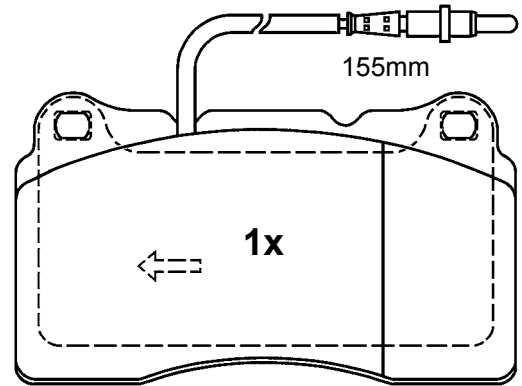
BRE



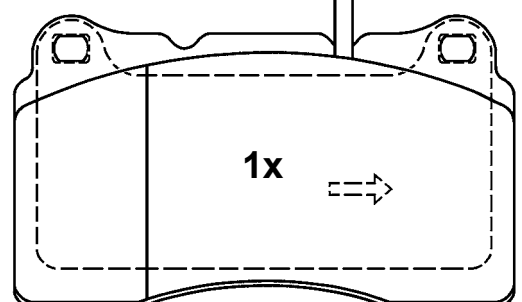
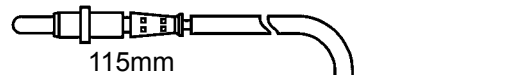
23576 15,6



23575 15,6



23576 15,6



23575 15,6

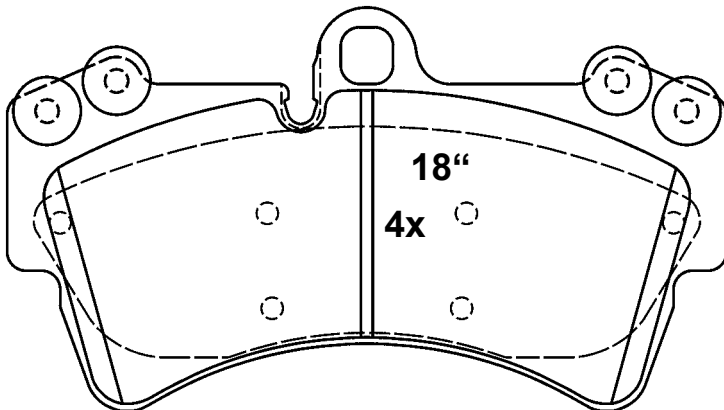
13.0460-4993.2 604993



AUDI, PORSCHE, VOLKSWAGEN



BRE



23693 16,6

190,0 x 106,4 x 16,6

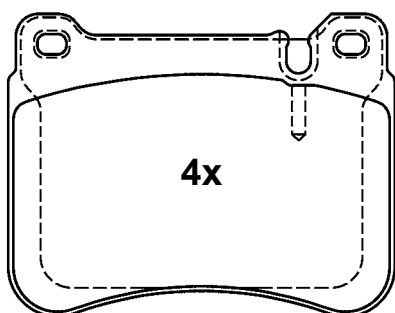
13.0460-4994.2 604994



MERCEDES BENZ



BRE



23945 16,5

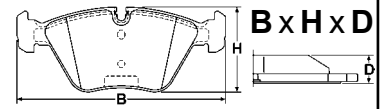
101,7 x 79,3 x 16,5

131,8 x 77,2 x 15,6

Abbildungen Scheibenbremsbeläge

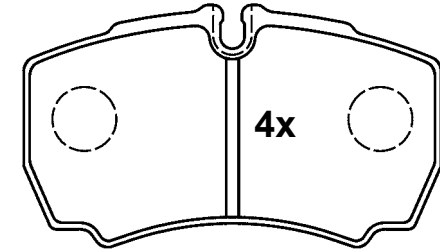
Illustrations disc brake pads - Illustrazioni pastiglie freno -

Illustrations plaquettes de frein - Ilustraciones pastillas de freno



Maßstab - scale - scala - échelle - escala 1:2

13.0460-4996.2 604996

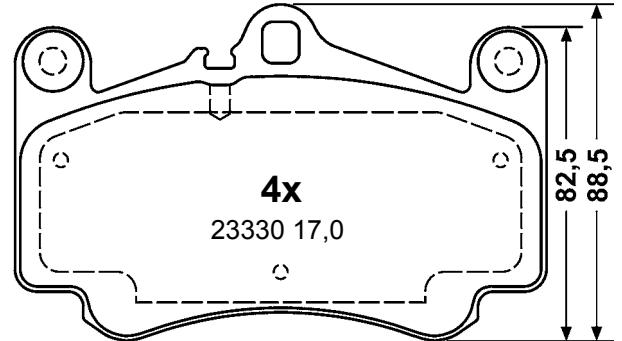


29123 20,3

109,8 x 63,8 x 20,3



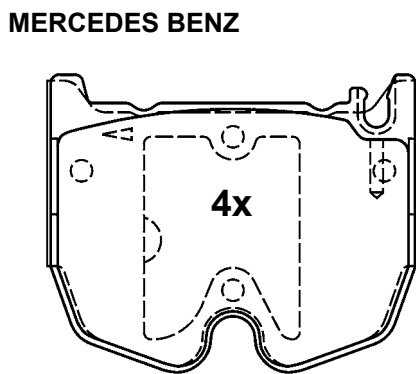
13.0460-4999.2 604999



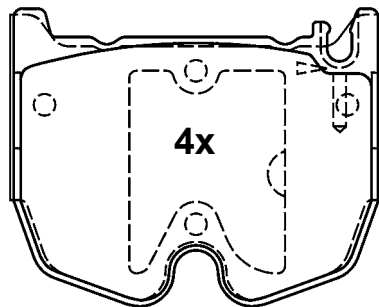
140,0 x 88,5 x 17,0



13.0460-4997.2 604997



23944 17,5
(23943)

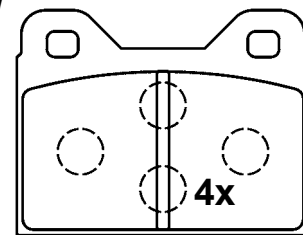


23944 17,5
(23943)

97,8 x 78,5 x 17,5



13.0460-5029.2 605029

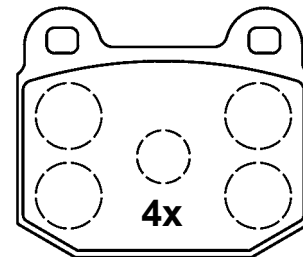


76,8 x 58,8 x 15,0



20126 15,0

13.0460-5030.2 605030

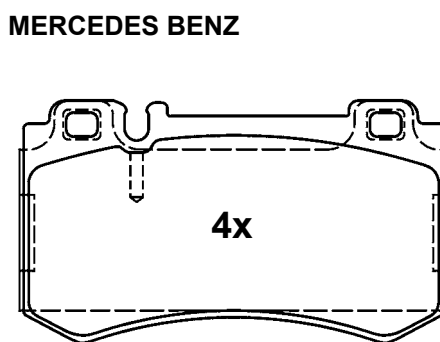


76,8 x 65,5 x 16,5



20323 16,5

13.0460-4998.2 604998

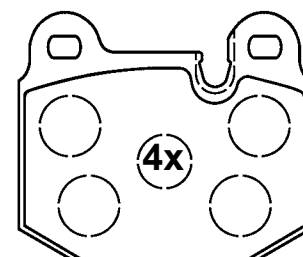


23478 16,5

112,0 x 63,8 x 16,5



13.0460-5032.2 605032



76,5 x 65,5 x 16,5

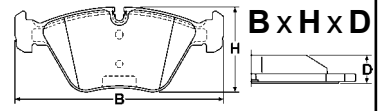


20588 16,5

Abbildungen Scheibenbremsbeläge

Illustrations disc brake pads - Illustrazioni pastiglie freno -

Illustrations plaquettes de frein - Ilustraciones pastillas de freno



Maßstab - scale - scala - échelle - escala 1:2

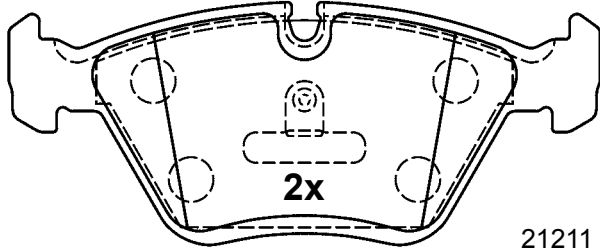
13.0460-5403.2 605403



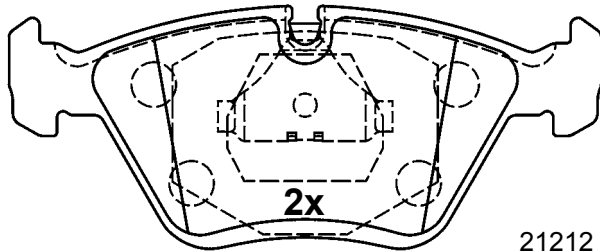
AUDI



ATE



21211 18,7



21212 18,7

156,4 x 64,0 x 18,7

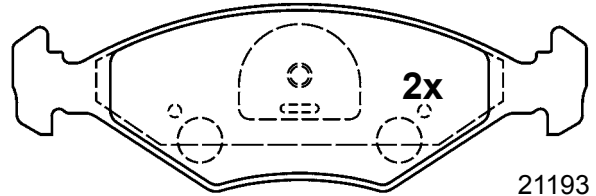
13.0460-5409.2 605409



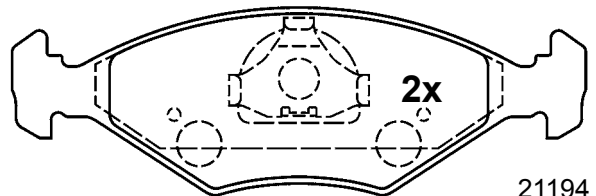
FIAT, INNOCENTI



ATE



21193 18,0



21194 18,0

151,3 x 49,2 x 18,0

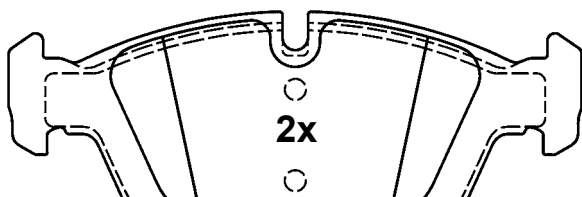
13.0460-5405.2 605405



BMW

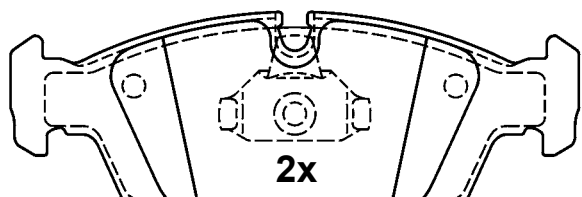


ATE



21643 17,8

151,3 x 57,3 x 17,8



21644 17,8

150,1 x 57,3 x 17,8


13.0460-5410.2 605410



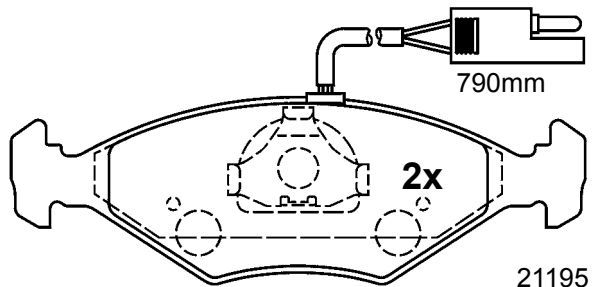
FIAT



ATE



21193 18,0



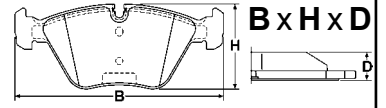
21195 18,0

151,3 x 49,2 x 18,0

Abbildungen Scheibenbremsbeläge

Illustrations disc brake pads - Illustrazioni pastiglie freno -

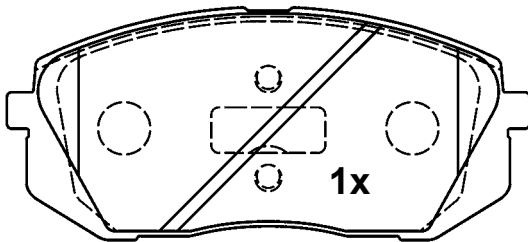
Illustrations plaquettes de frein - Ilustraciones pastillas de freno



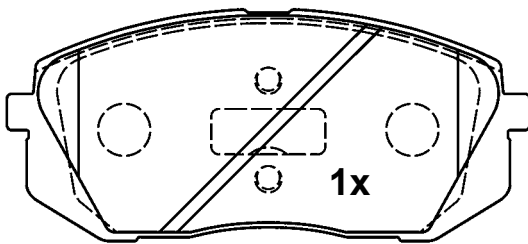
Maßstab - scale - scala - échelle - escala 1:2

13.0460-5600.2 605600

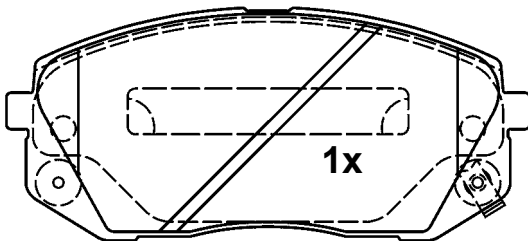
HYUNDAI, KIA



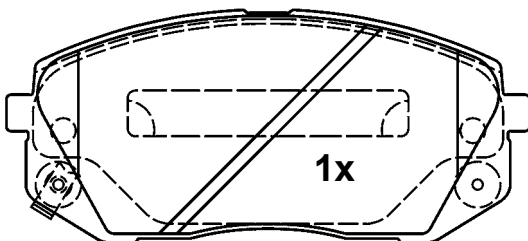
24501 16,7



24501 16,7



24502 16,7

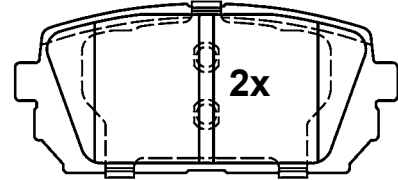


24503 16,7

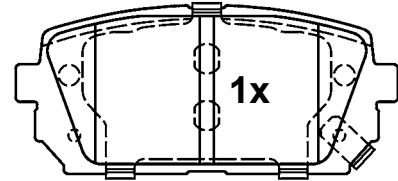
137,8 x 60,9 x 16,7

13.0460-5601.2 605601

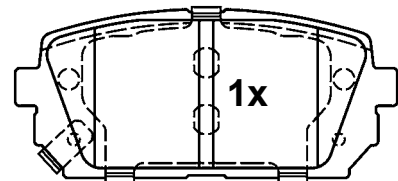
KIA



24491 16,0



24492 16,0

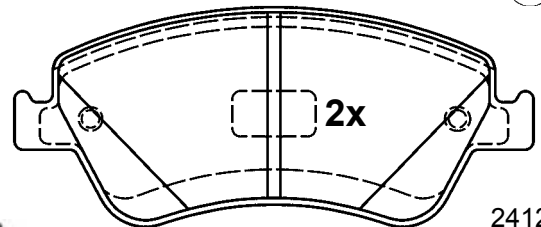


24493 16,0

100,7 x 44,0 x 16,0

13.0460-5602.2 605602

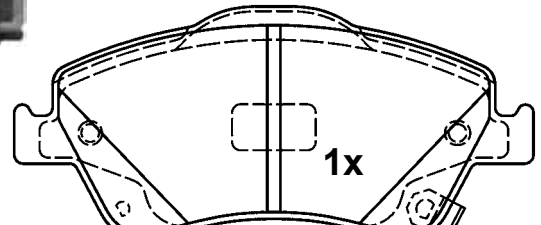
TOYOTA



24122 19,0



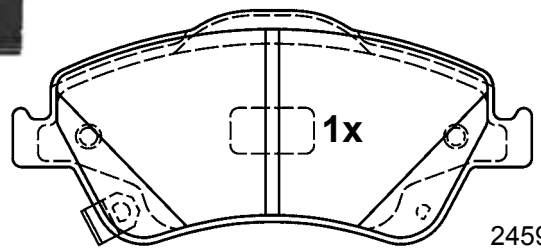
136,7 x 57,9 x 19,0



24590 19,0



136,7 x 61,4 x 19,0



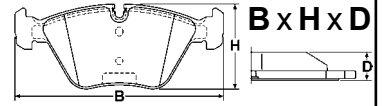
24591 19,0

136,7 x 61,4 x 19,0

Abbildungen Scheibenbremsbeläge

Illustrations disc brake pads - Illustrazioni pastiglie freno -

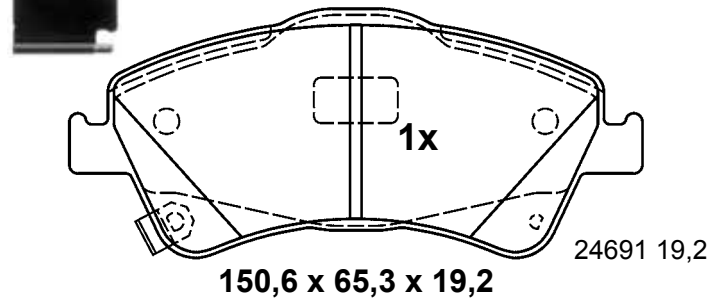
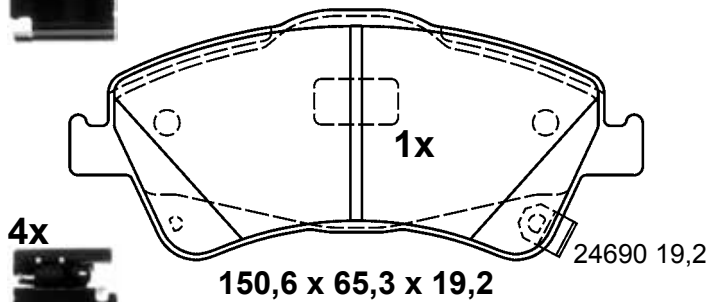
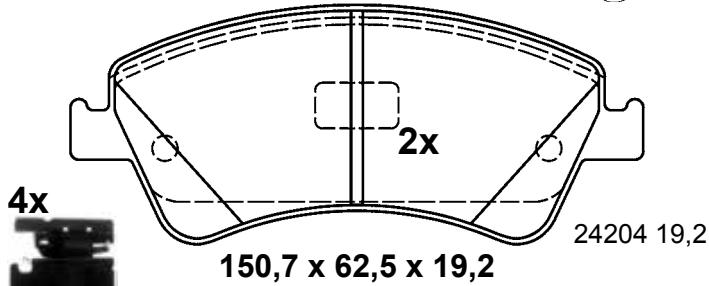
Illustrations plaquettes de frein - Ilustraciones pastillas de freno



Maßstab - scale - scala - échelle - escala 1:2

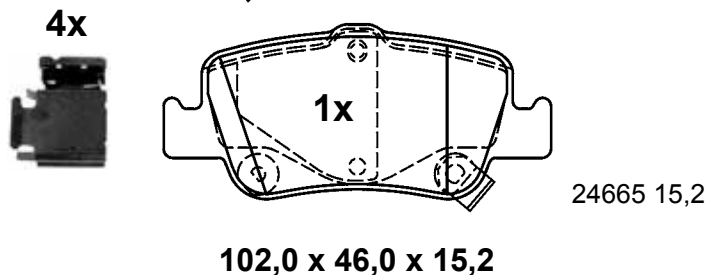
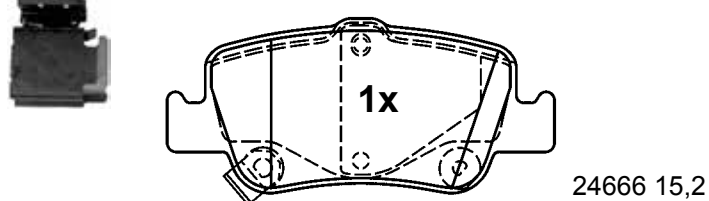
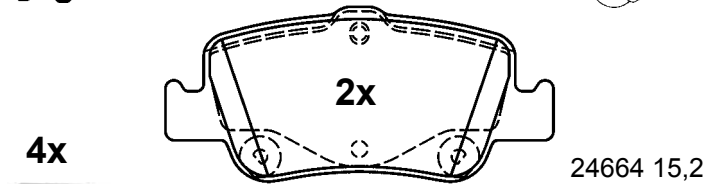
13.0460-5603.2 605603

TOYOTA




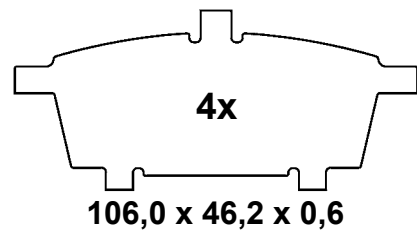
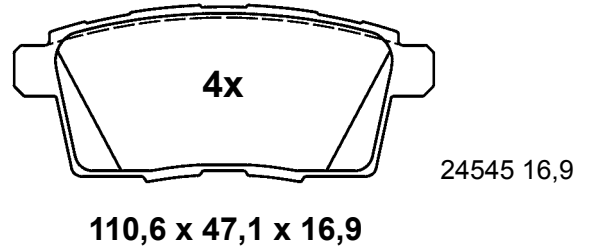
13.0460-5604.2 605604

TOYOTA



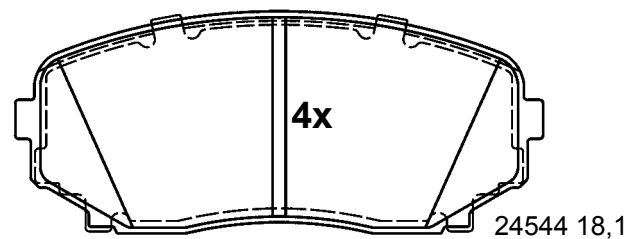
13.0460-5605.2 605605

MAZDA



13.0460-5606.2 605606

MAZDA



2x



4x



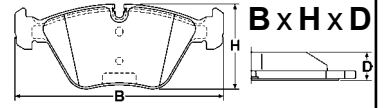
4x



Abbildungen Scheibenbremsbeläge

Illustrations disc brake pads - Illustrazioni pastiglie freno -

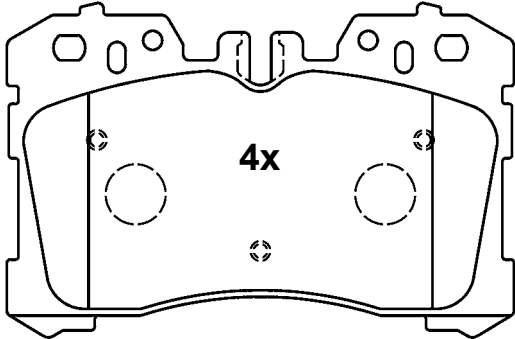
Illustrations plaquettes de frein - Ilustraciones pastillas de freno



Maßstab - scale - scala - échelle - escala 1:2

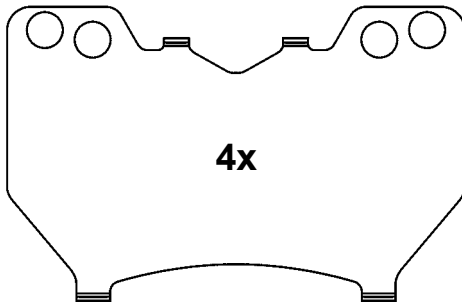
13.0460-5607.2 605607

LEXUS



24245 18,5

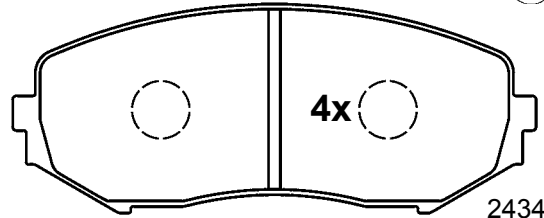
133,7 x 87,9 x 18,5



D = 0,6

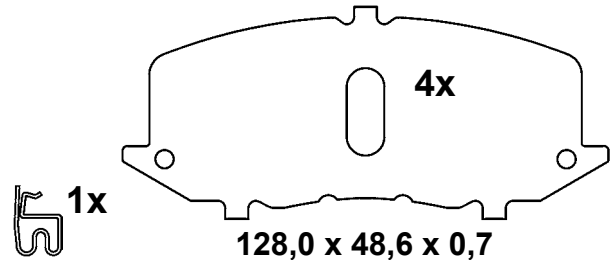
13.0460-5609.2 605609

SUZUKI



24346 16,4

138,0 x 54,7 x 16,4

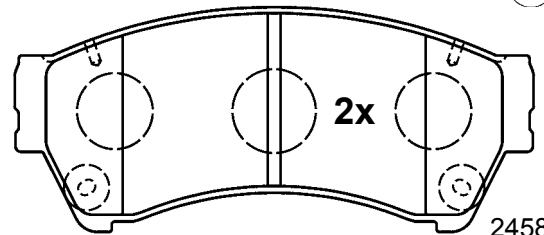


1x

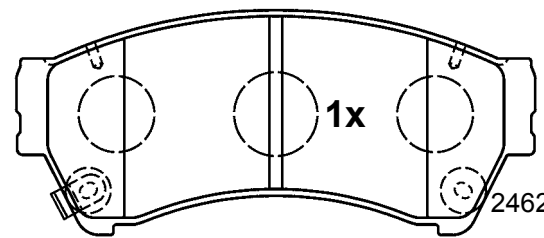
128,0 x 48,6 x 0,7

13.0460-5610.2 605610

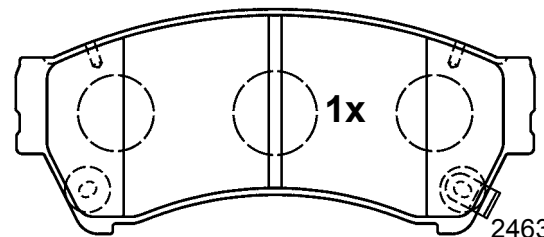
MAZDA



24582 17,4

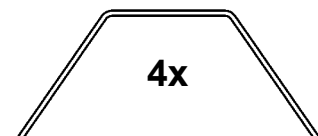


24629 17,4



24630 17,4

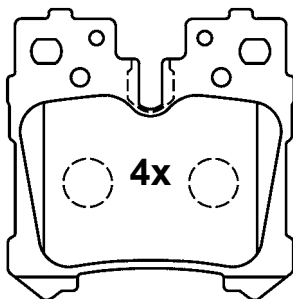
136,6 x 58,8 x 17,4



4x

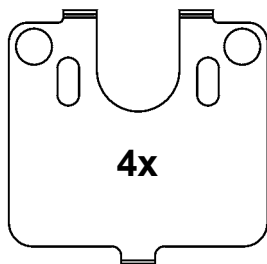
13.0460-5608.2 605608

LEXUS



24244 18,5

75,0 x 76,7 x 18,5

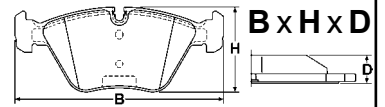


68,0 x 59,0 x 0,6

Abbildungen Scheibenbremsbeläge

Illustrations disc brake pads - Illustrazioni pastiglie freno -

Illustrations plaquettes de frein - Ilustraciones pastillas de freno



Maßstab - scale - scala - échelle - escala 1:2

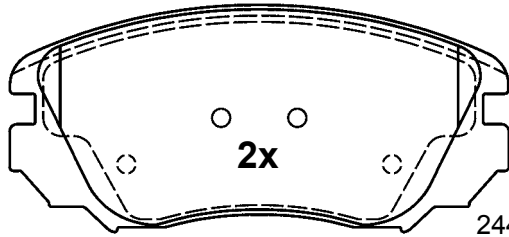
13.0460-5611.2 605611



OPEL, SAAB, VAUXHALL

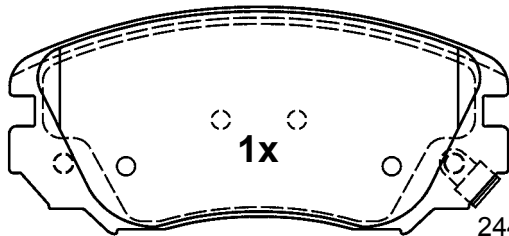


MAN



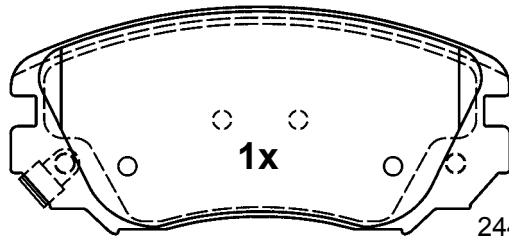
2x

24415 19,1



1x

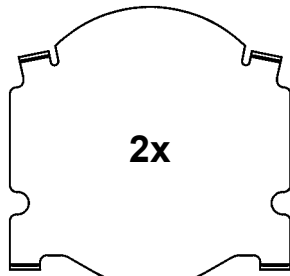
24416 19,1



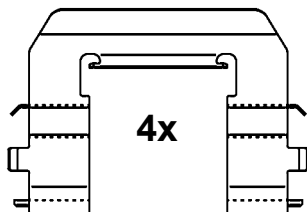
1x

24417 19,1

131,4 x 59,7 x 19,1



2x



4x

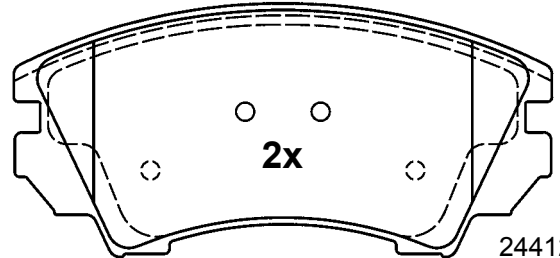
13.0460-5612.2 605612



OPEL, SAAB, VAUXHALL

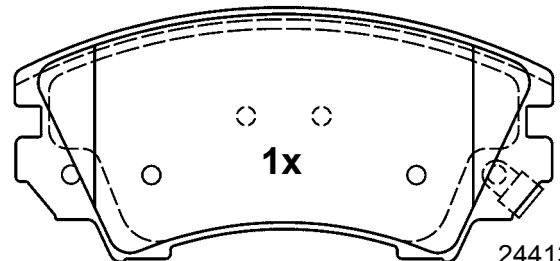


MAN



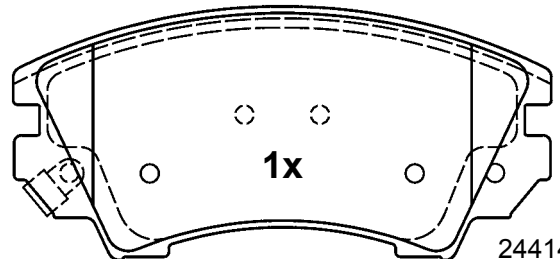
2x

24412 19,0



1x

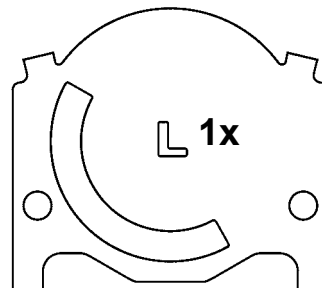
24413 19,0



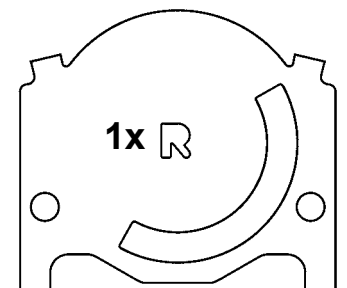
1x

24414 19,0

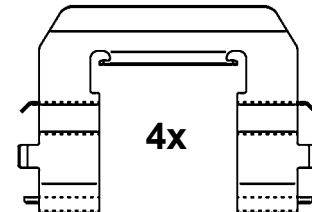
141,9 x 66,7 x 19,0



L 1x



1x R

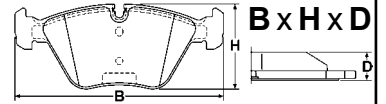


4x

Abbildungen Scheibenbremsbeläge

Illustrations disc brake pads - Illustrazioni pastiglie freno -

Illustrations plaquettes de frein - Ilustraciones pastillas de freno

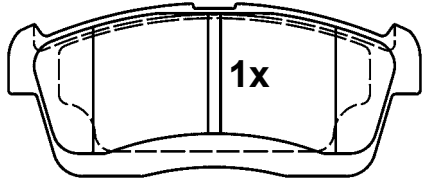


Maßstab - scale - scala - échelle - escala 1:2

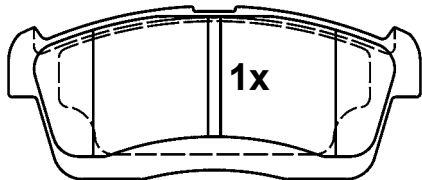
13.0460-5613.2 605613



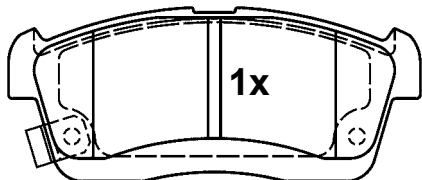
DAIHATSU, SUBARU



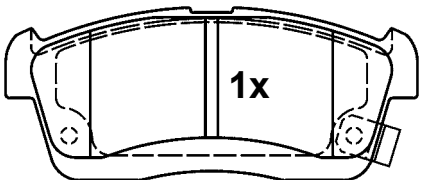
25262 15,0



25262 15,0

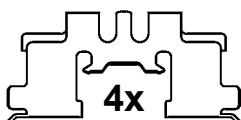


25274 15,0



25273 15,0

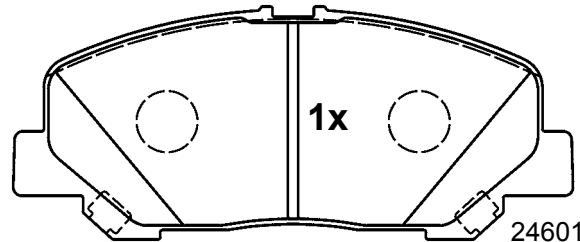
108,4 x 45,6 x 15,0



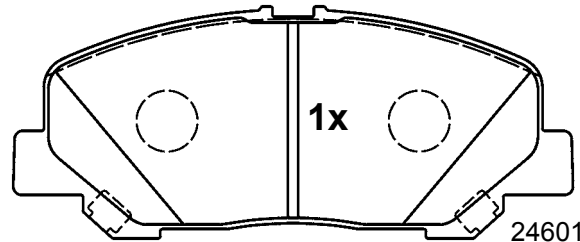
13.0460-5614.2 605614



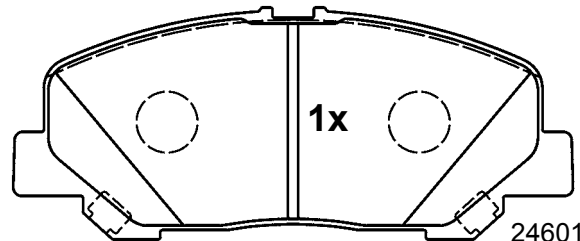
TOYOTA



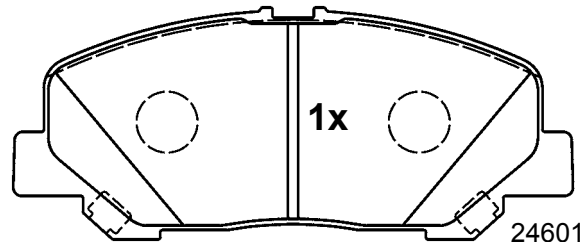
24601 18,0



24601 18,0



24601 18,0



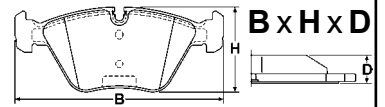
24601 18,0

147,6 x 60,8 x 18,0

Abbildungen Scheibenbremsbeläge

Illustrations disc brake pads - Illustrazioni pastiglie freno -

Illustrations plaquettes de frein - Ilustraciones pastillas de freno



Maßstab - scale - scala - échelle - escala 1:2

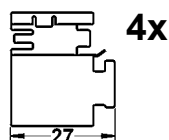
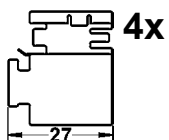
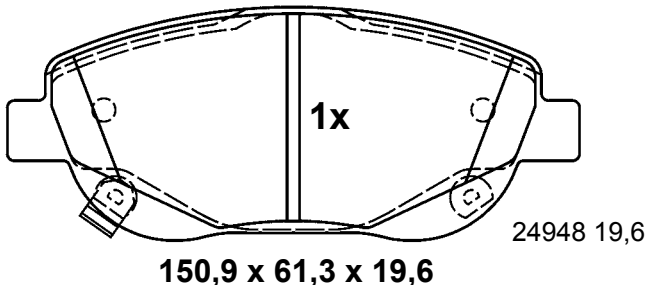
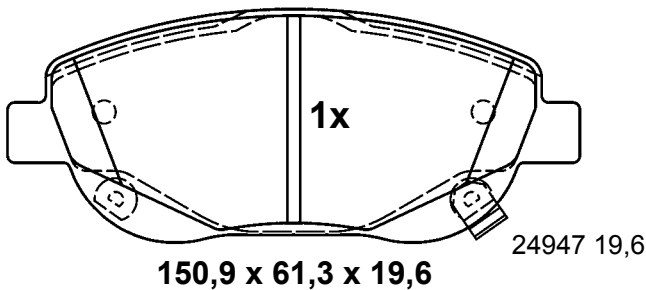
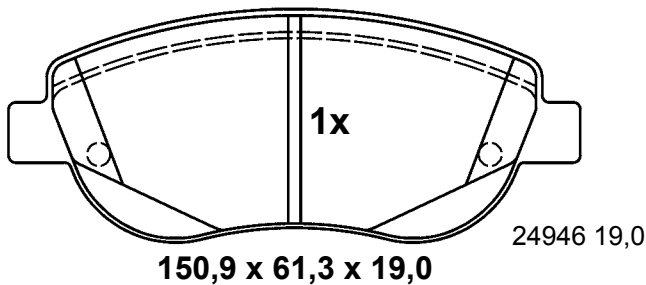
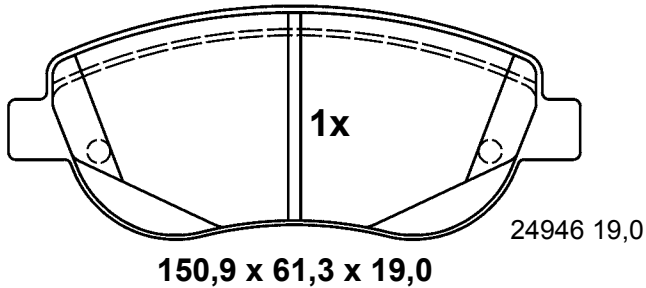
13.0460-5615.2 605615



TOYOTA



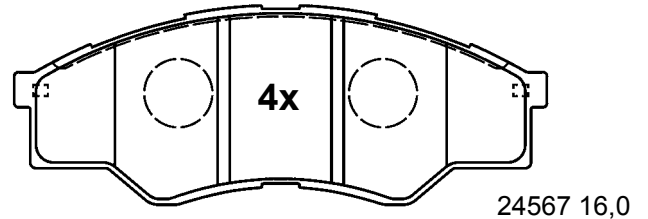
BOS



13.0460-5616.2 605616



TOYOTA

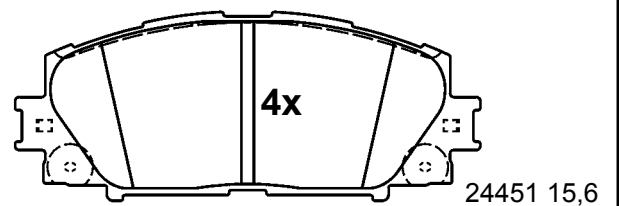


140,1 x 52,0 x 16,0

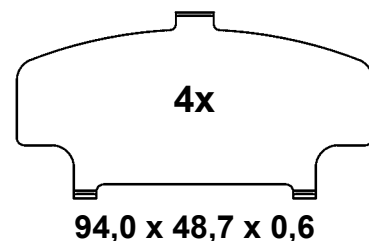
13.0460-5617.2 605617



LEXUS, TOYOTA



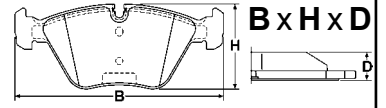
122,7 x 49,6 x 15,6



Abbildungen Scheibenbremsbeläge

Illustrations disc brake pads - Illustrazioni pastiglie freno -

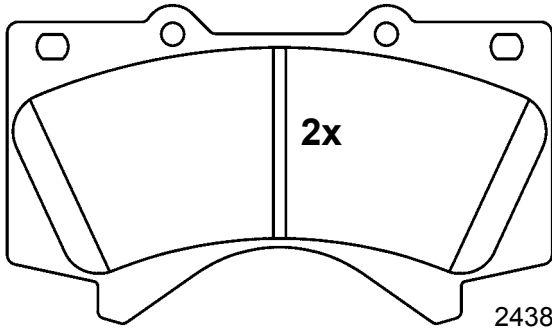
Illustrations plaquettes de frein - Ilustraciones pastillas de freno



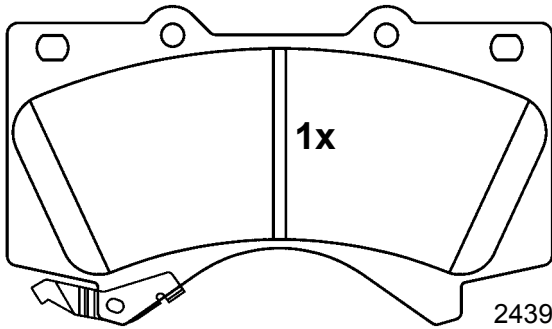
Maßstab - scale - scala - échelle - escala 1:2

13.0460-5618.2 605618

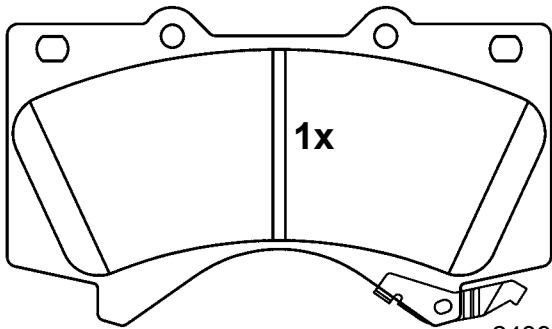
 TOYOTA



24386 17,9

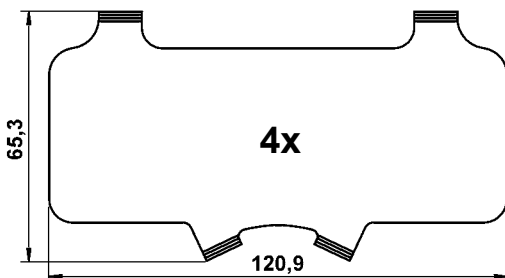


24394 17,9



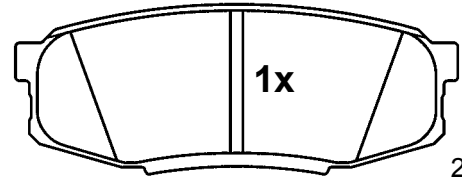
24395 17,9

143,7 x 83,3 x 17,9

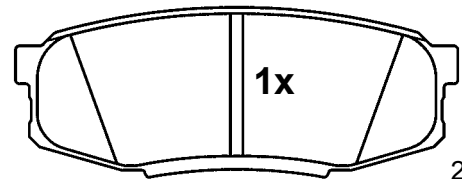


13.0460-5619.2 605619

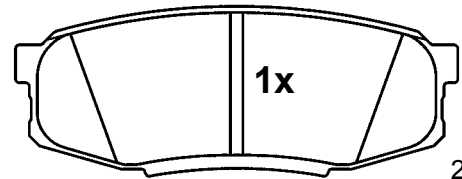
 LEXUS, TOYOTA



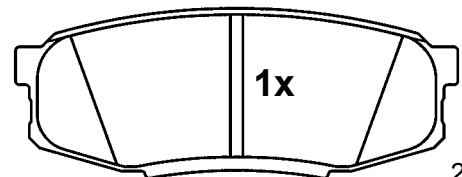
24635 17,3



24635 17,3

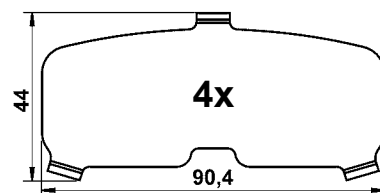


24635 17,3



24635 17,3

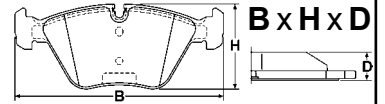
116,3 x 44,6 x 17,3



Abbildungen Scheibenbremsbeläge

Illustrations disc brake pads - Illustrazioni pastiglie freno -

Illustrations plaquettes de frein - Ilustraciones pastillas de freno



Maßstab - scale - scala - échelle - escala 1:2

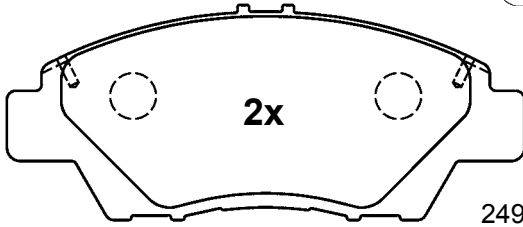
13.0460-5620.2 605620



HONDA

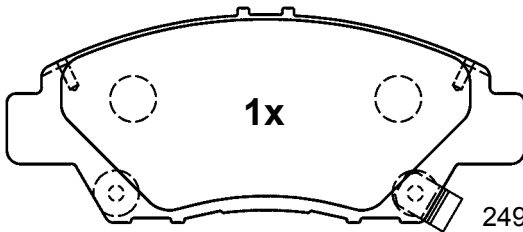


AKE



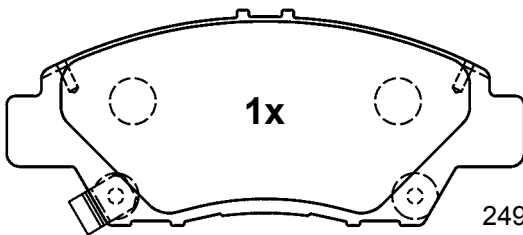
2x

24979 15,9



1x

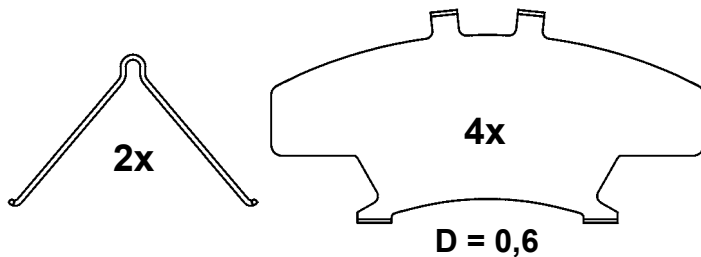
24980 15,9



1x

24981 15,9

136,4 x 56,4 x 15,9



2x

4x

D = 0,6

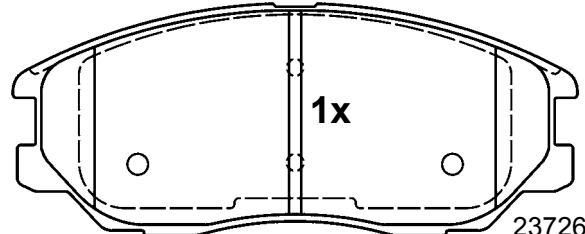
13.0460-5622.2 605622



HYUNDAI

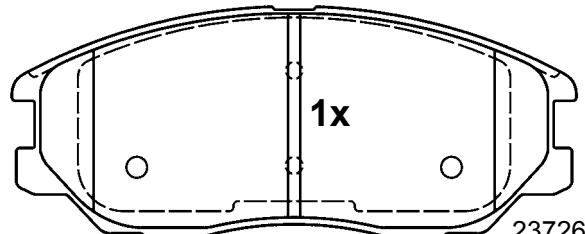


MAN



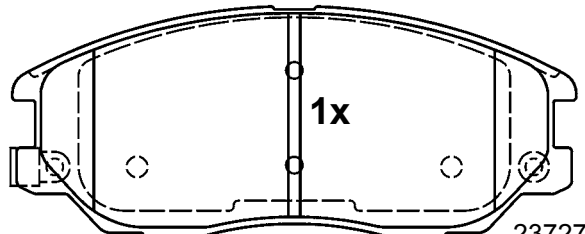
1x

23726 16,5



1x

23726 16,5



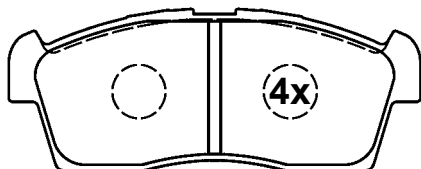
1x

23727 16,5

13.0460-5621.2 605621



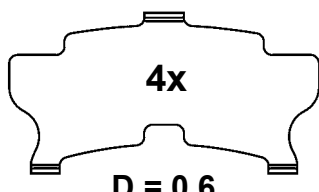
CITROEN, MITSUBISHI,
PEUGEOT, SUZUKI



4x

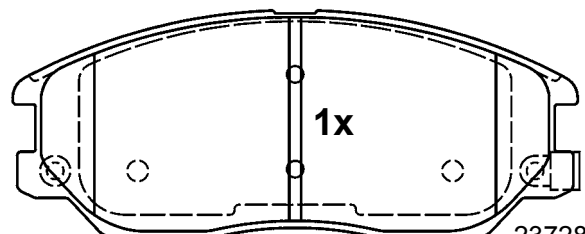
24423 14,6

108,5 x 42,2 x 14,6



4x

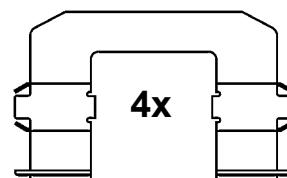
D = 0,6



1x

23728 16,5

148,8 x 60,8 x 16,5

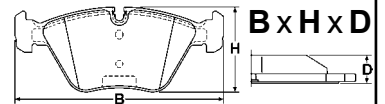


4x

Abbildungen Scheibenbremsbeläge

Illustrations disc brake pads - Illustrazioni pastiglie freno -

Illustrations plaquettes de frein - Ilustraciones pastillas de freno



Maßstab - scale - scala - échelle - escala 1:2

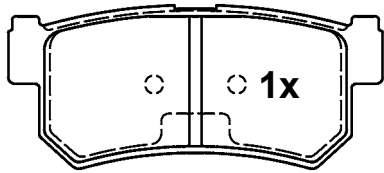
13.0460-5623.2 605623



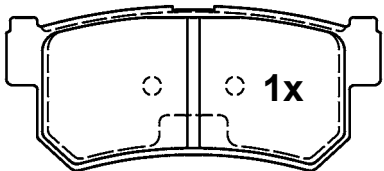
SSANG YONG



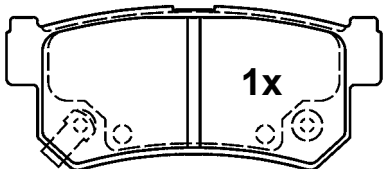
MAN



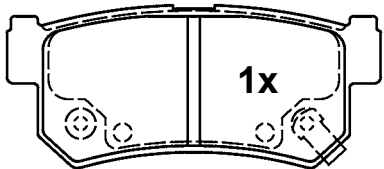
23673 15,9



23673 15,9



23674 15,9



23675 15,9

98,5 x 42,8 x 15,9

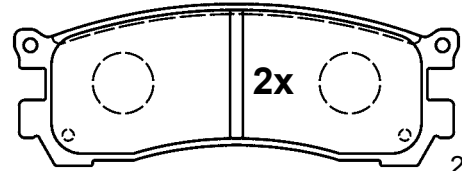
13.0460-5625.2 605625



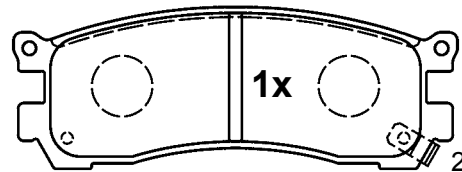
MAZDA



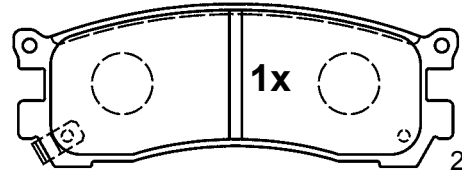
AKE



21319 14,9



21320 14,9



21321 14,9

117,1 x 42,5 x 14,9

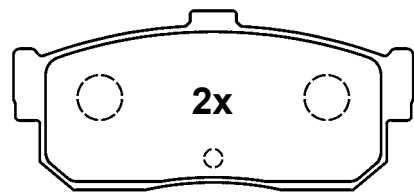
13.0460-5626.2 605626



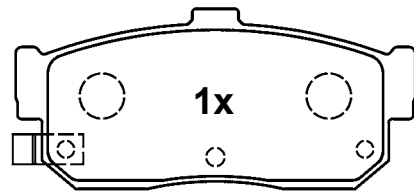
NISSAN



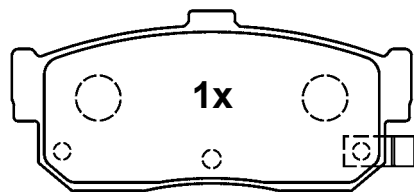
AKE



21713 16,0



21714 16,0



21715 16,0



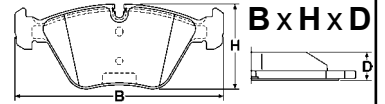
M8x21

105,3 x 47,0 x 16,0

Abbildungen Scheibenbremsbeläge

Illustrations disc brake pads - Illustrazioni pastiglie freno -

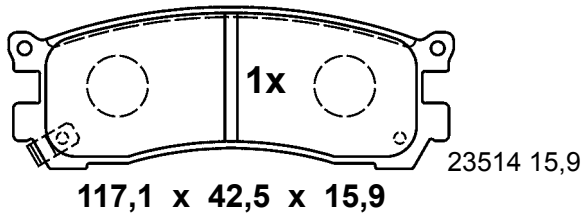
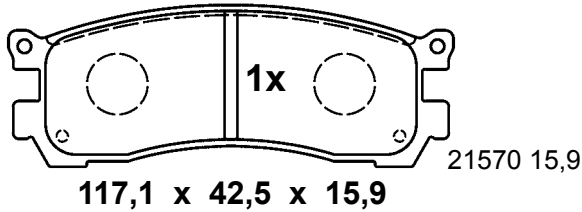
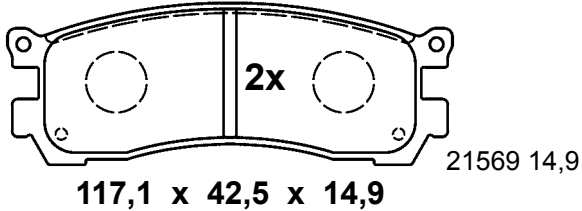
Illustrations plaquettes de frein - Ilustraciones pastillas de freno



Maßstab - scale - scala - échelle - escala 1:2

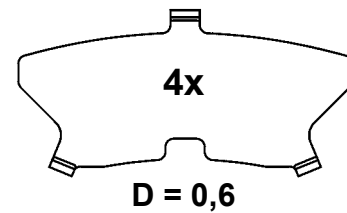
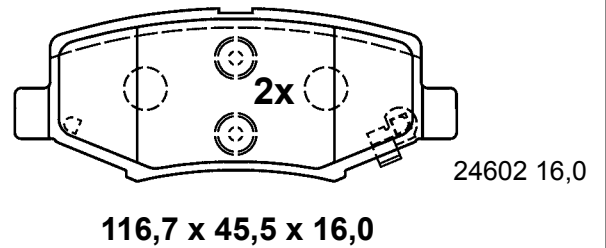
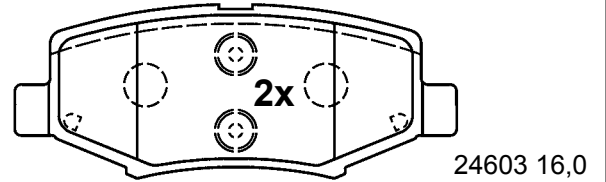
13.0460-5627.2 605627

MAZDA



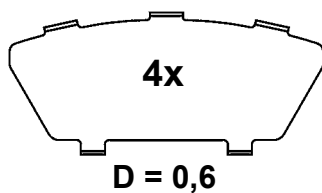
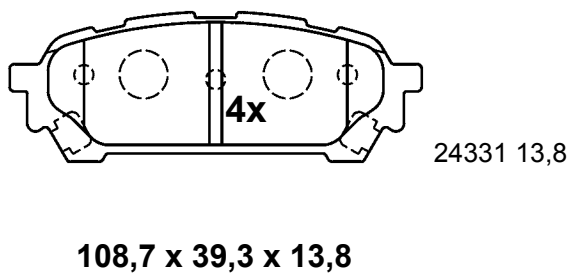
13.0460-5629.2 605629

JEEP



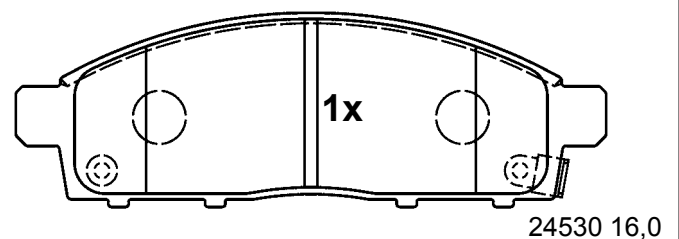
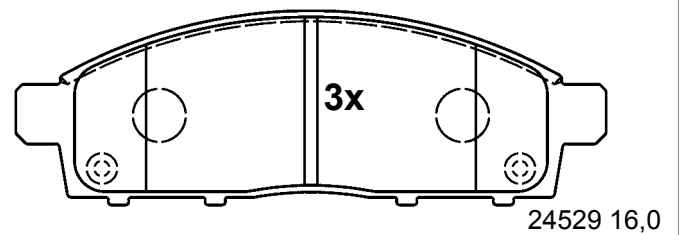
13.0460-5628.2 605628

SUBARU



13.0460-5631.2 605631

MITSUBISHI

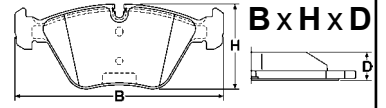


155,4 x 50,9 x 16,0

Abbildungen Scheibenbremsbeläge

Illustrations disc brake pads - Illustrazioni pastiglie freno -

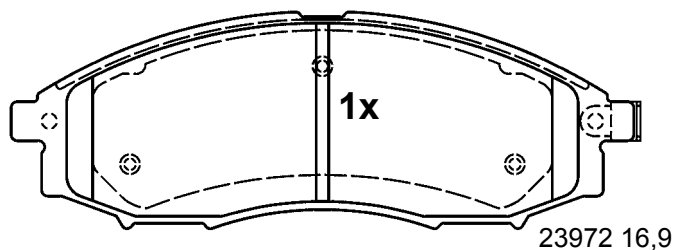
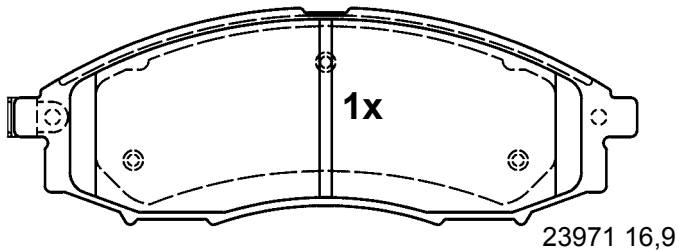
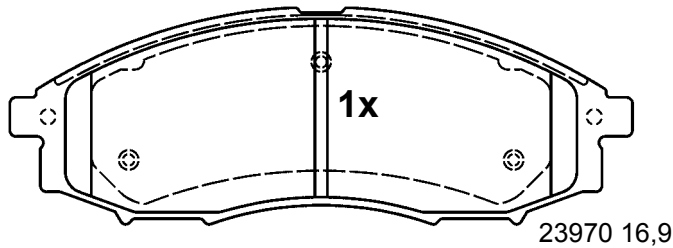
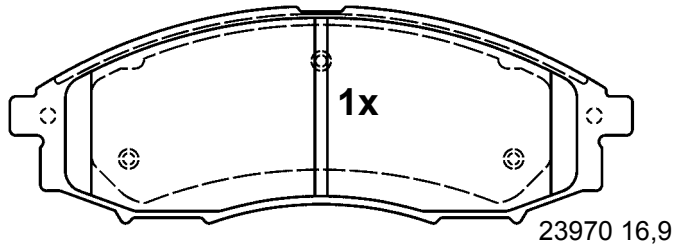
Illustrations plaquettes de frein - Ilustraciones pastillas de freno



Maßstab - scale - scala - échelle - escala 1:2

13.0460-5632.2 605632

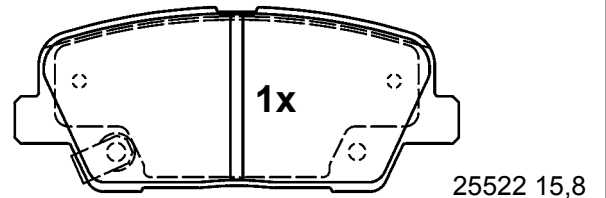
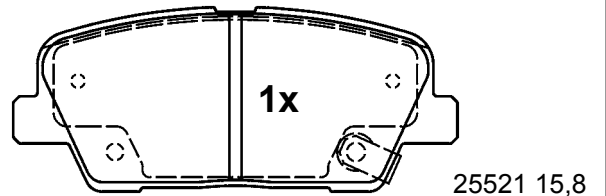
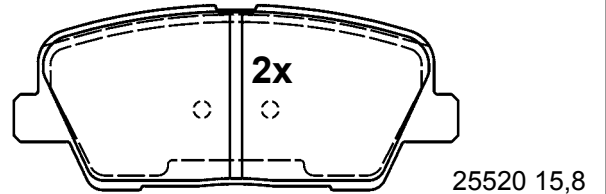
 NISSAN



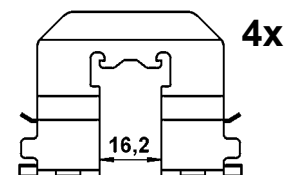
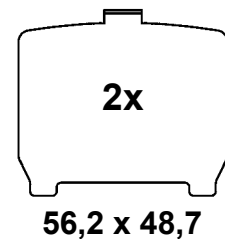
164,2 x 56,7 x 16,9

13.0460-5633.2 605633

 HYUNDAI, KIA



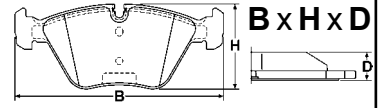
117,0 x 48,4 x 15,8



Abbildungen Scheibenbremsbeläge

Illustrations disc brake pads - Illustrazioni pastiglie freno -

Illustrations plaquettes de frein - Ilustraciones pastillas de freno



Maßstab - scale - scala - échelle - escala 1:2

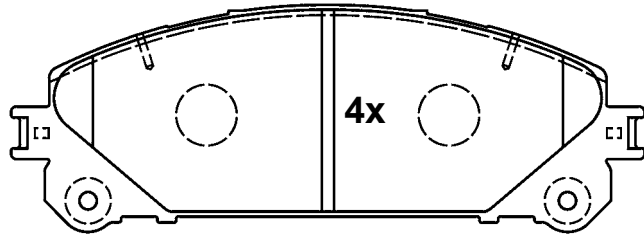
13.0460-5634.2 605634



LEXUS, TOYOTA



ADV



24452 17,5

167,0 x 59,4 x 17,5



4x

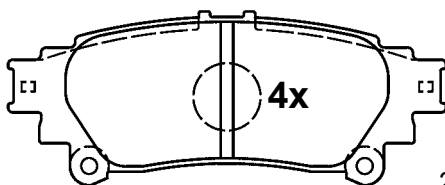
13.0460-5635.2 605635



LEXUS, TOYOTA



AKE



24918 15,0

115,2 x 45,7 x 15,0

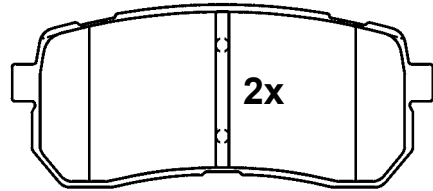
13.0460-5636.2 605636



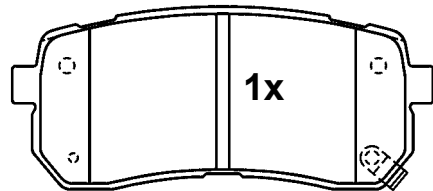
HYUNDAI



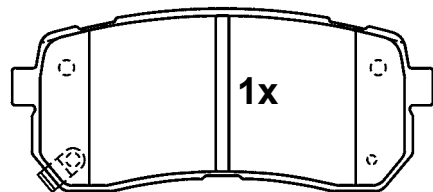
MAN



24600 14,9

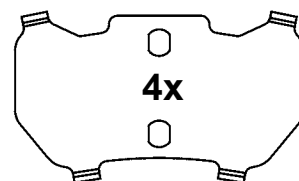


24600 14,9

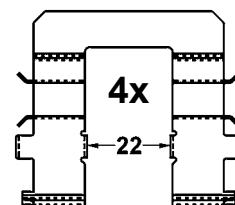


24600 14,9

110,6 x 47,7 x 14,9



76,2 x 45,1 x 0,6



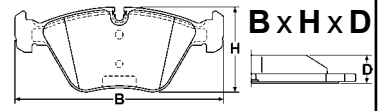
4x

22

Abbildungen Scheibenbremsbeläge

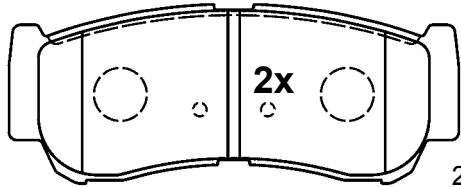
Illustrations disc brake pads - Illustrazioni pastiglie freno -

Illustrations plaquettes de frein - Ilustraciones pastillas de freno

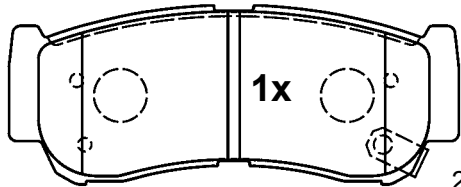


Maßstab - scale - scala - échelle - escala 1:2

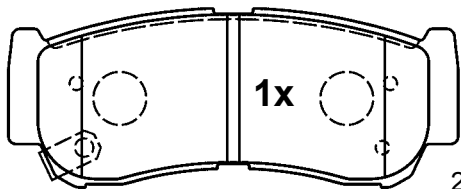
13.0460-5637.2 605637



24488 14,9

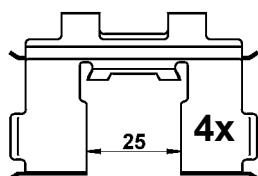
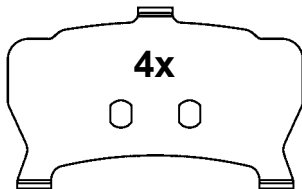


24489 14,9

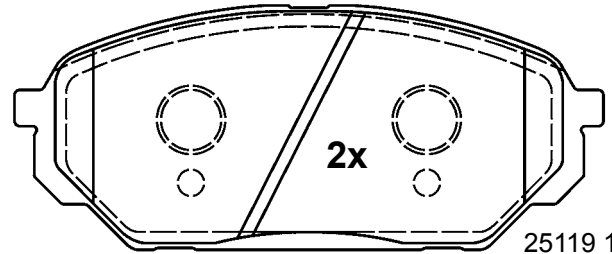


24490 14,9

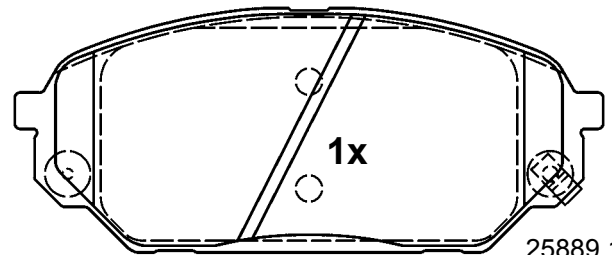
118,6 x 47,0 x 14,9



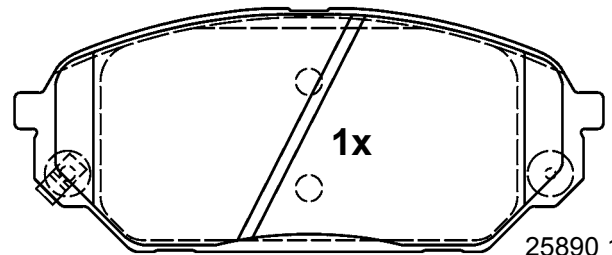
13.0460-5638.2 605638



25119 16,9

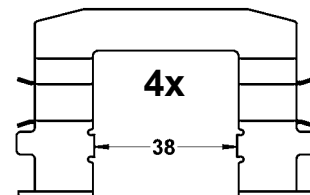
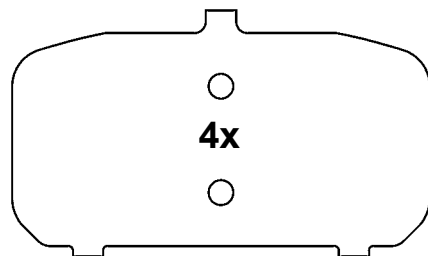


25889 16,9



25890 16,9

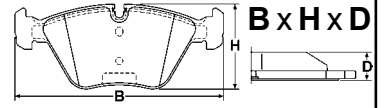
155,0 x 64,5 x 16,9



Abbildungen Scheibenbremsbeläge

Illustrations disc brake pads - Illustrazioni pastiglie freno -

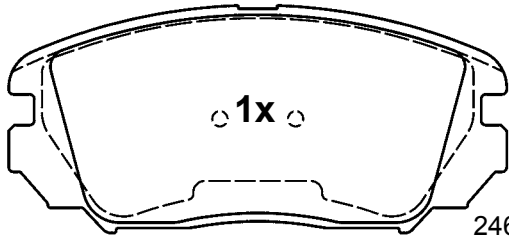
Illustrations plaquettes de frein - Ilustraciones pastillas de freno



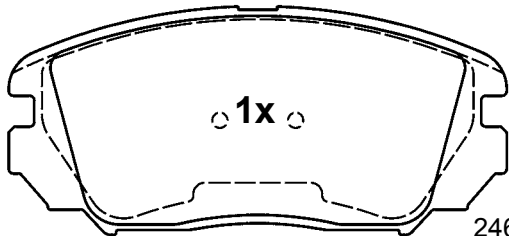
Maßstab - scale - scala - échelle - escala 1:2

13.0460-5639.2 605639

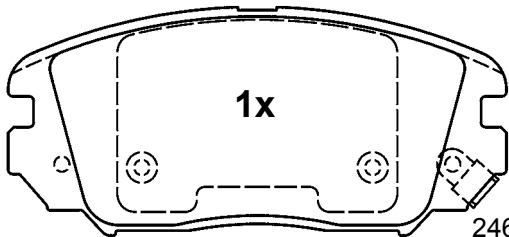
HYUNDAI



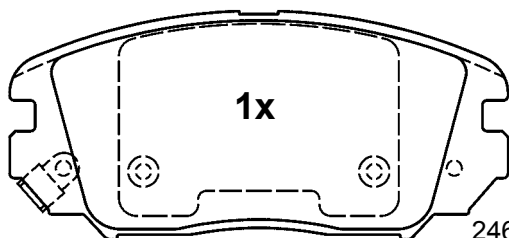
24618 17,5



24618 17,5



24619 17,5

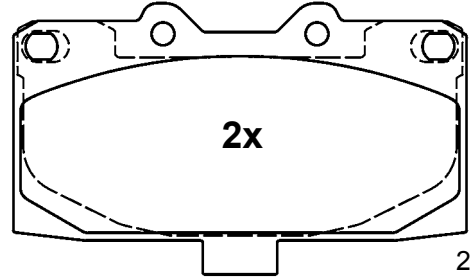


24620 17,5

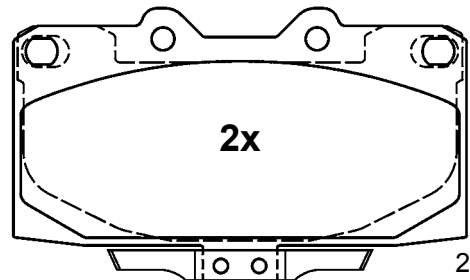
131,3 x 59,9 x 17,5

13.0460-5640.2 605640

SUBARU



21856 15,0



21854 15,0

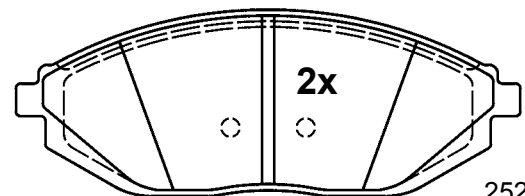
119,3 x 71,2 x 15,0

13.0460-5642.2 605642

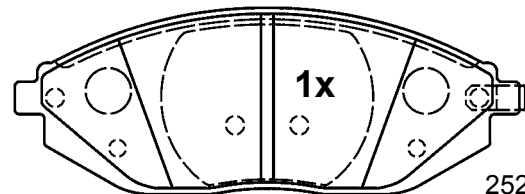
CHEVROLET



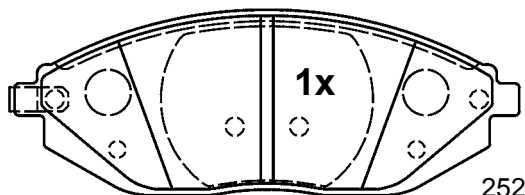
AKE



25268 17,8



25269 17,8



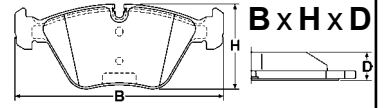
25270 17,8

133,2 x 49,0 x 17,8

Abbildungen Scheibenbremsbeläge

Illustrations disc brake pads - Illustrazioni pastiglie freno -

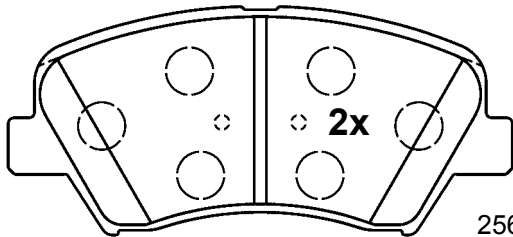
Illustrations plaquettes de frein - Ilustraciones pastillas de freno



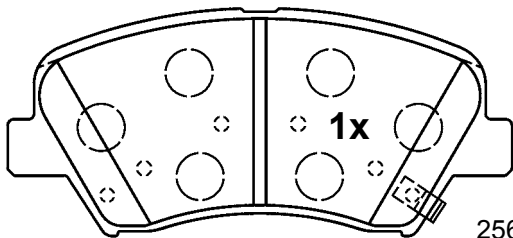
Maßstab - scale - scala - échelle - escala 1:2

13.0460-5645.2 605645

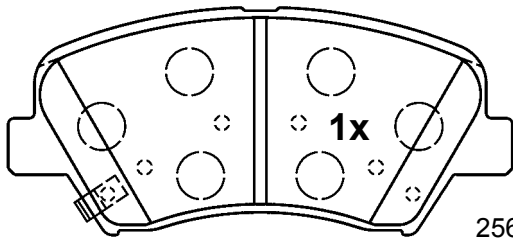
HYUNDAI



25692 17,2

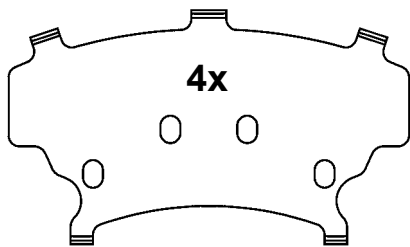


25693 17,2

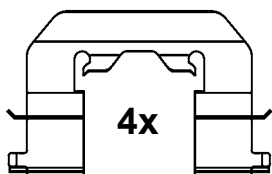


25694 17,2

132,9 x 60,0 x 17,2

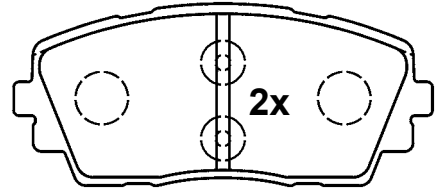


105,4 x 61,3 x 0,6

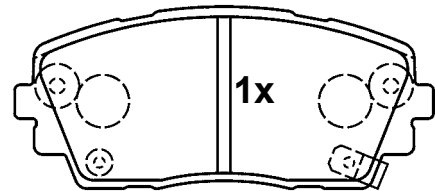


13.0460-5649.2 605649

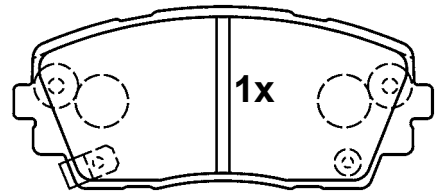
KIA



25365 16,0

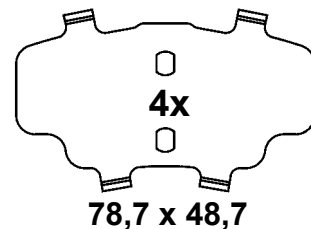


25366 16,0

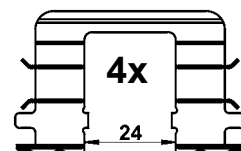


25367 16,0

110,2 x 47,6 x 16,0



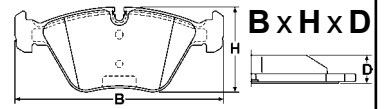
78,7 x 48,7



Abbildungen Scheibenbremsbeläge

Illustrations disc brake pads - Illustrazioni pastiglie freno -

Illustrations plaquettes de frein - Ilustraciones pastillas de freno



Maßstab - scale - scala - échelle - escala 1:2

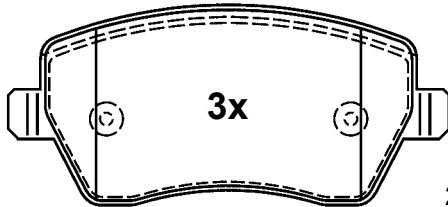
13.0460-5700.2 605700



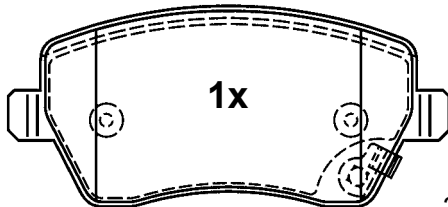
OPEL, SUZUKI, VAUXHALL



LUC



23973 17,0



24403 17,0

116,3 x 52,4 x 17,0



M8x21

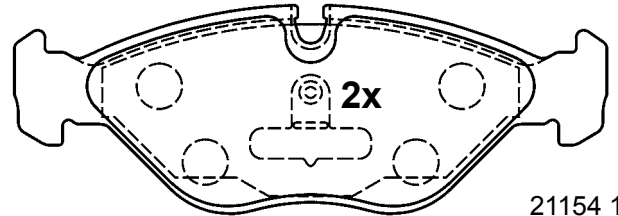
13.0460-5703.2 605703



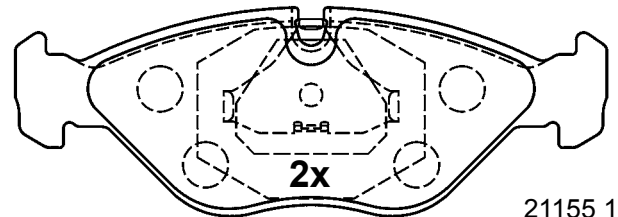
SAAB



ATE



21154 19,5



21155 19,5

156,4 x 54,6 x 19,5

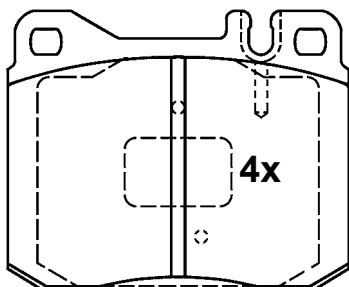
13.0460-5701.2 605701



VOLKSWAGEN



ATE



20392 18,5

89,7 x 73,8 x 18,5

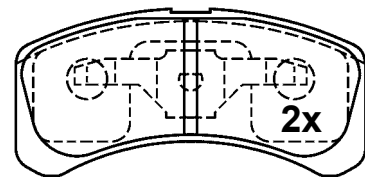
13.0460-5709.2 605709



DAIHATSU, MITSUBISHI

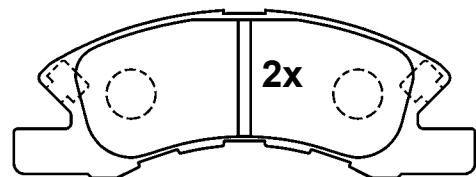


AKE



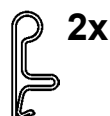
24229 14,8

91,9 x 44,3 x 14,8



24230 15,3

121,9 x 44,3 x 15,3



2x



2x

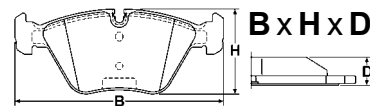


2x



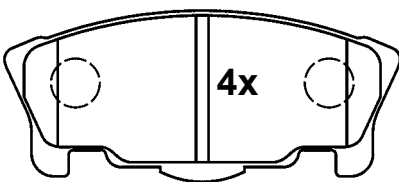


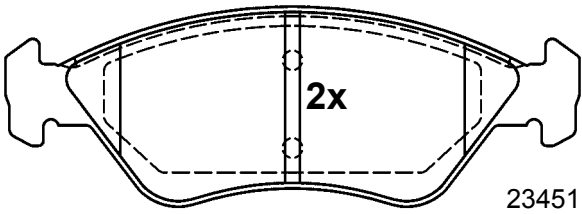
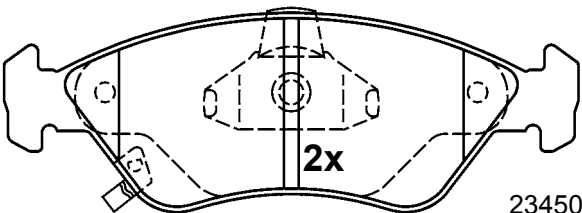


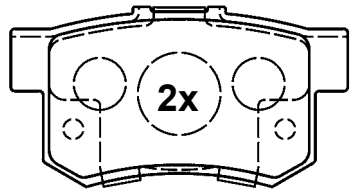
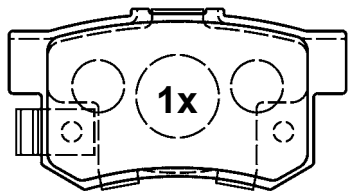
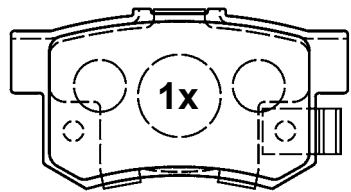


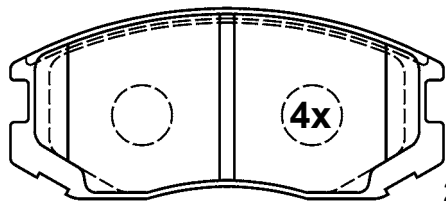
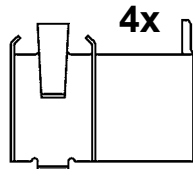
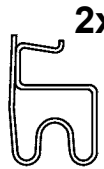
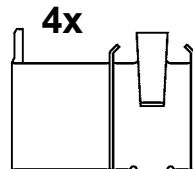
Abbildungen Scheibenbremsbeläge

Illustrations disc brake pads - Illustrazioni pastiglie freno -

Illustrations plaquettes de frein - Ilustraciones pastillas de freno



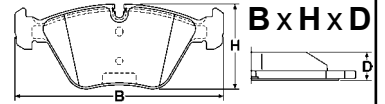
Maßstab - scale - scala - échelle - escala 1:2

13.0460-5710.2 605710	13.0460-5712.2 605712
<p> DAIHATSU</p> <p> AKE</p>  <p>23783 14,0</p> <p>104,6 x 45,1 x 14,0</p>	<p> KIA</p> <p> ATE</p>  <p>23451 17,5</p>  <p>23450 17,5</p> <p>151,4 x 52,4 x 17,5</p>
13.0460-5711.2 605711	13.0460-5713.2 605713
<p> HONDA</p> <p> AKE</p>  <p>23736 15,7</p>  <p>23652 15,7</p>  <p>23653 15,7</p> <p>88,8 x 47,5 x 15,7</p>	<p> DAIHATSU</p> <p> SUMO</p>  <p>21650 15,5</p> <p>114,1 x 50,0 x 15,5</p>  <p>4x</p>  <p>2x</p>  <p>4x</p>

Abbildungen Scheibenbremsbeläge

Illustrations disc brake pads - Illustrazioni pastiglie freno -

Illustrations plaquettes de frein - Ilustraciones pastillas de freno



Maßstab - scale - scala - échelle - escala 1:2

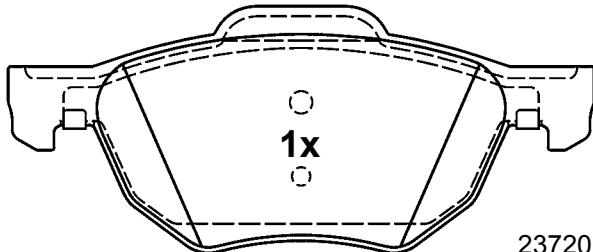
13.0460-5714.2 605714



HONDA



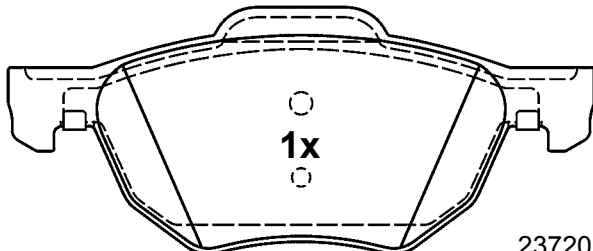
ATE



1x

154,9 x 64,6 x 17,5

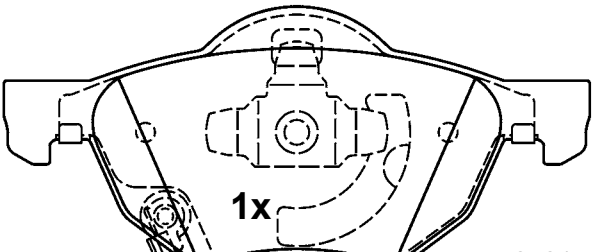
23720 17,5



1x

154,9 x 64,6 x 17,5

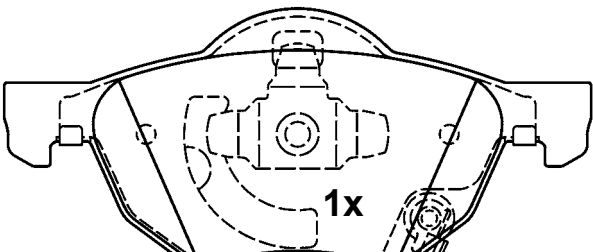
23720 17,5



1x

154,9 x 68,3 x 17,5

24214 17,5



1x

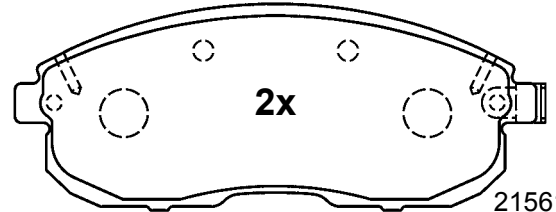
154,9 x 68,3 x 17,5

24213 17,5

13.0460-5716.2 605716

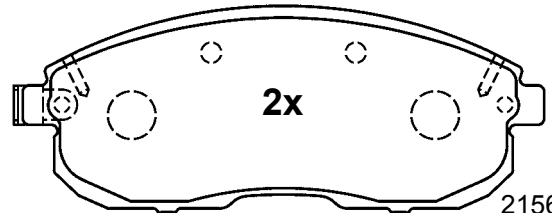


NISSAN, RENAULT, SUZUKI



2x

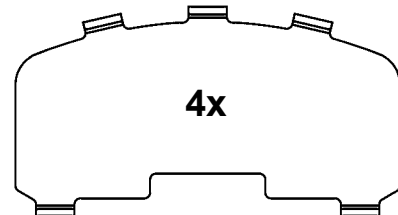
21561 17,0



2x

21562 17,0

137,3 x 54,4 x 17,0



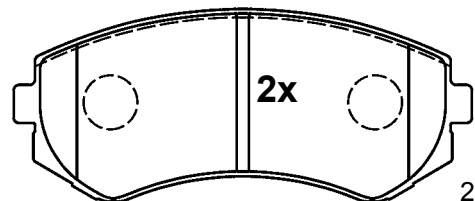
4x

D = 0,6

13.0460-5717.2 605717

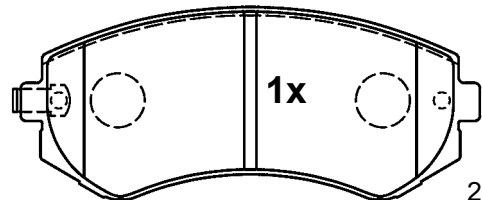


NISSAN



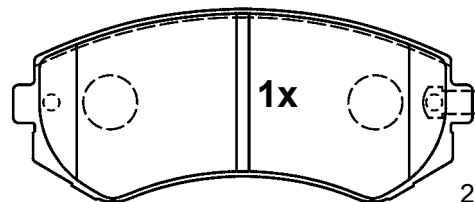
2x

23502 16,0



1x

23503 16,0



1x

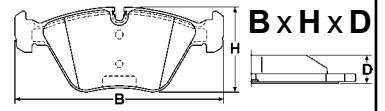
23504 16,0

121,0 x 50,5 x 16,0

Abbildungen Scheibenbremsbeläge

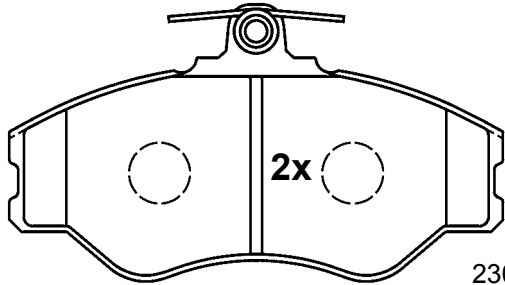
Illustrations disc brake pads - Illustrazioni pastiglie freno -

Illustrations plaquettes de frein - Ilustraciones pastillas de freno

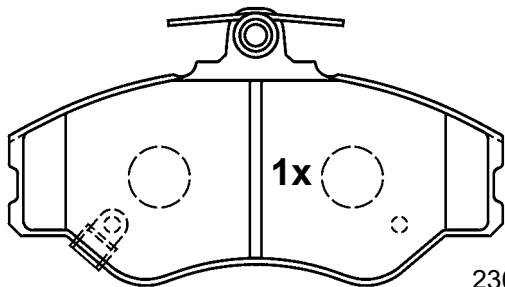


Maßstab - scale - scala - échelle - escala 1:2

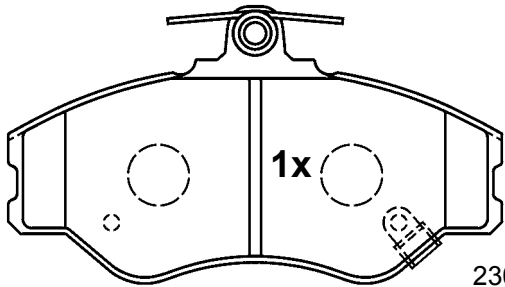
13.0460-5718.2 605718



23081 18,0



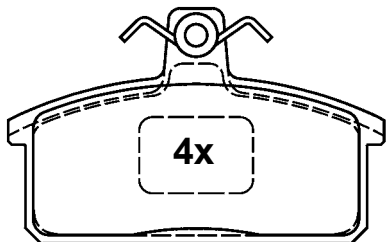
23082 18,0



23083 18,0

129,9 x 72,8 x 18,0

13.0460-5720.2 605720

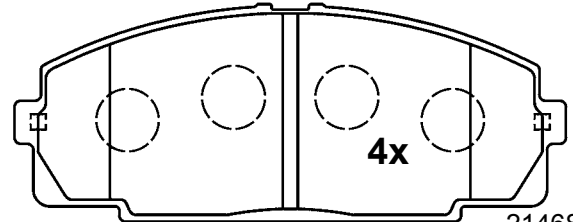


20708 14,5

98,9 x 61,5 x 14,5



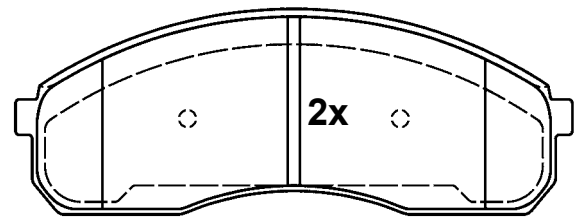
13.0460-5722.2 605722



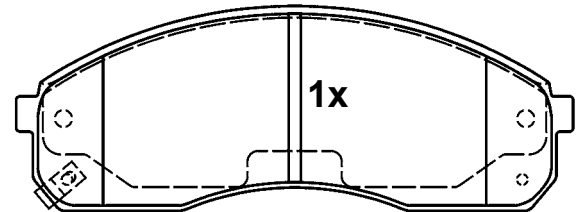
21468 15,5

145,4 x 57,0 x 15,5

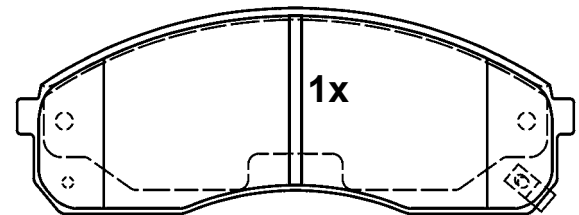
13.0460-5725.2 605725



23649 17,2



23650 17,2



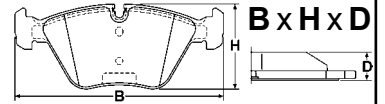
23651 17,2

154,1 x 56,5 x 17,2

Abbildungen Scheibenbremsbeläge

Illustrations disc brake pads - Illustrazioni pastiglie freno -

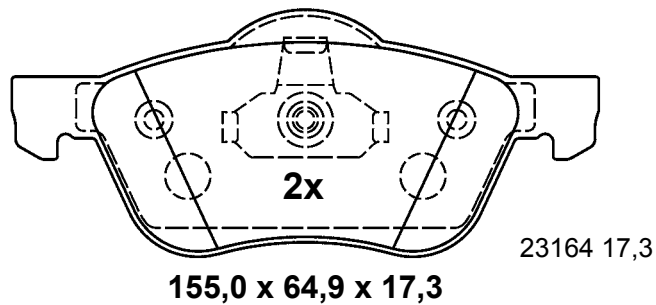
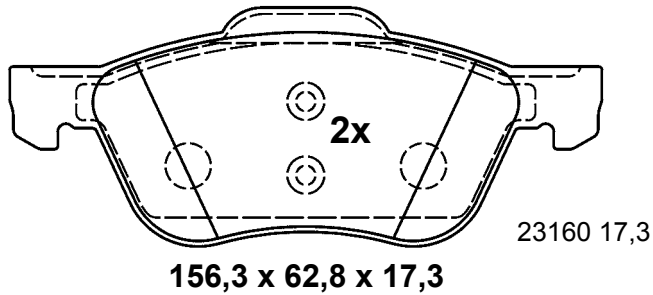
Illustrations plaquettes de frein - Ilustraciones pastillas de freno



Maßstab - scale - scala - échelle - escala 1:2

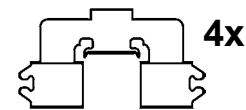
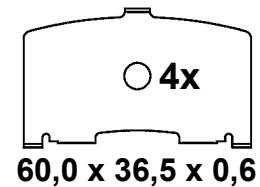
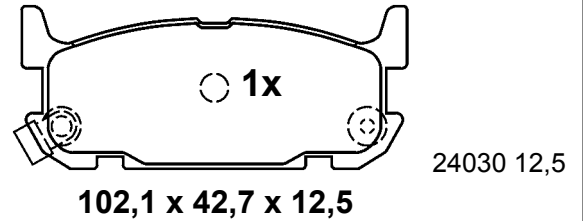
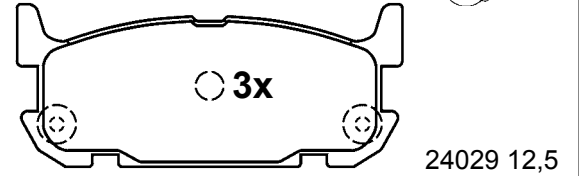
13.0460-5727.2 605727

NISSAN



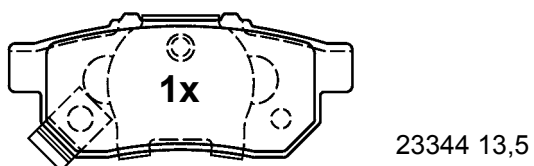
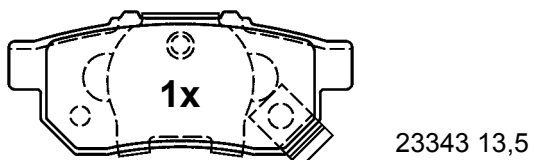
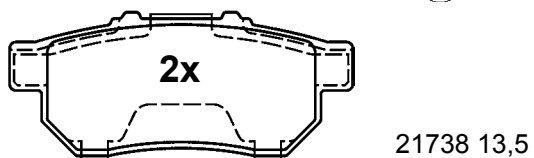
13.0460-5732.2 605732

MAZDA



13.0460-5731.2 605731

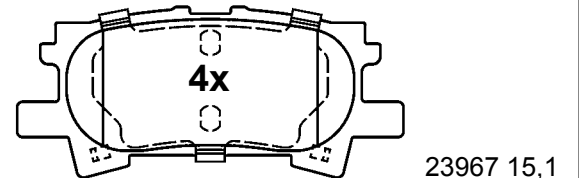
HONDA



88,8 x 37,6 x 13,5

13.0460-5734.2 605734

LEXUS

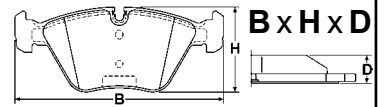


101,8 x 44,0 x 15,1

Abbildungen Scheibenbremsbeläge

Illustrations disc brake pads - Illustrazioni pastiglie freno -

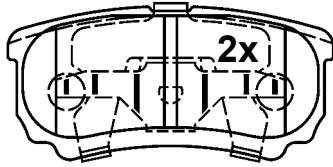
Illustrations plaquettes de frein - Ilustraciones pastillas de freno



Maßstab - scale - scala - échelle - escala 1:2

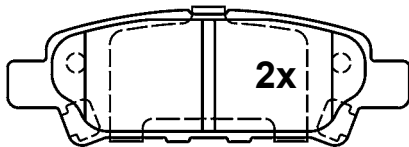
13.0460-5735.2 605735

 CHRYSLER, JEEP, MITSUBISHI



85,5 x 40,1 x 16,0

24014 16,0



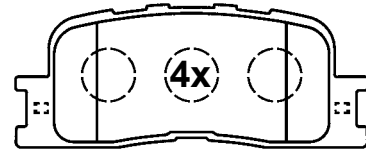
105,9 x 35,7 x 16,0

24015 16,0



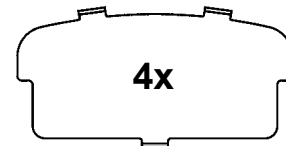
13.0460-5738.2 605738

 LEXUS, TOYOTA



92,6 x 37,7 x 15,1

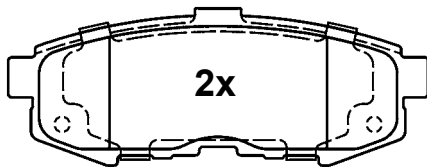
23702 15,1



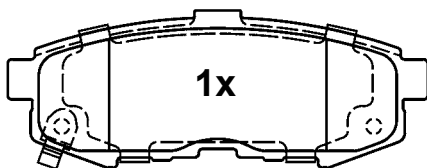
D = 0,6

13.0460-5736.2 605736

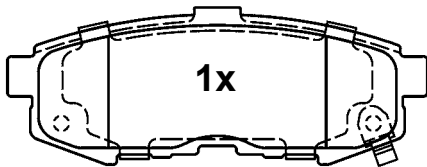
 MAZDA



24215 15,7

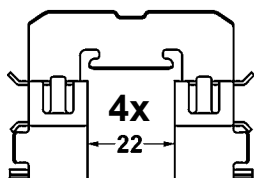


24216 15,7



24217 15,7

110,4 x 41,1 x 15,7

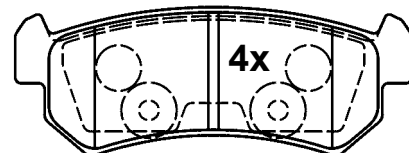


13.0460-5739.2 605739

 CHEVROLET, DAEWOO



SUM



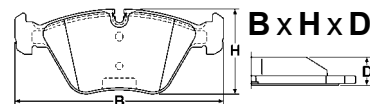
24071 14,9

104,3 x 38,9 x 14,6

Abbildungen Scheibenbremsbeläge

Illustrations disc brake pads - Illustrazioni pastiglie freno -

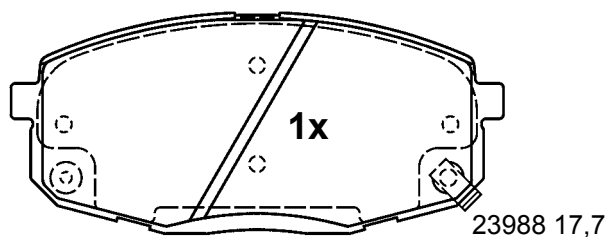
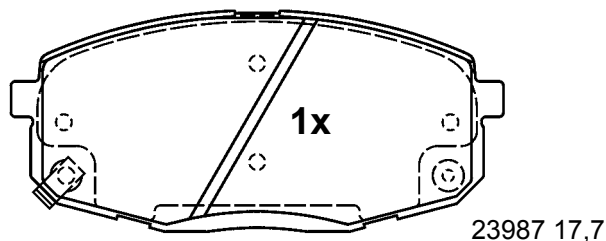
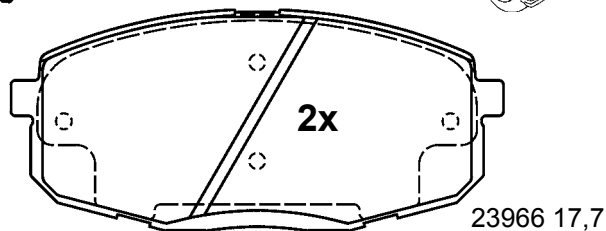
Illustrations plaquettes de frein - Ilustraciones pastillas de freno



Maßstab - scale - scala - échelle - escala 1:2

13.0460-5742.2 605742

HYUNDAI, KIA



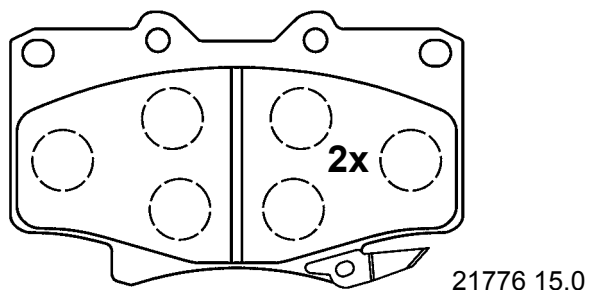
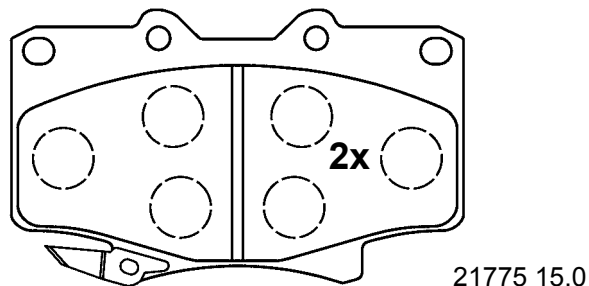
130,0 x 57,9 x 17,7

13.0460-5745.2 605745

TOYOTA



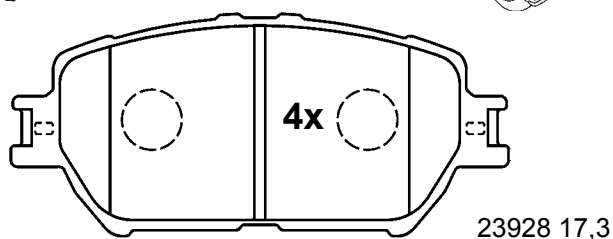
SUM



119,1 x 71,9 x 15,0

13.0460-5743.2 605743

TOYOTA



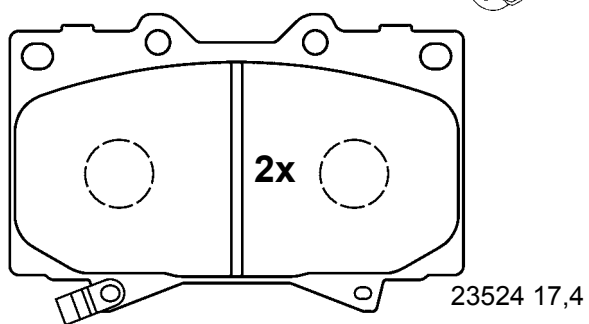
131,4 x 58,5 x 17,3

13.0460-5746.2 605746

LEXUS, TOYOTA

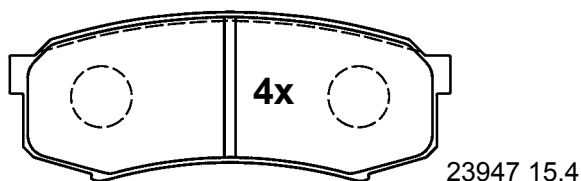


SUM

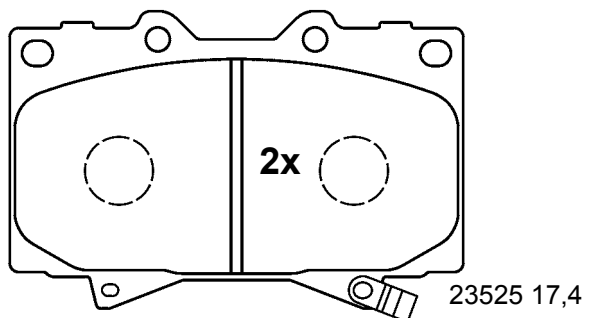


13.0460-5744.2 605744

LEXUS, MITSUBISHI, TOYOTA



116,2 x 44,0 x 15,4

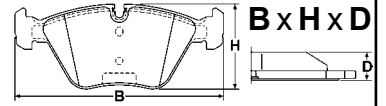


119,3 x 78,0 x 17,4

Abbildungen Scheibenbremsbeläge

Illustrations disc brake pads - Illustrazioni pastiglie freno -

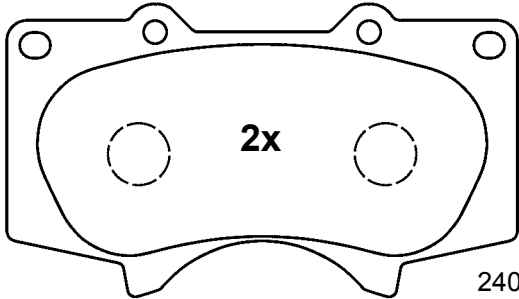
Illustrations plaquettes de frein - Ilustraciones pastillas de freno



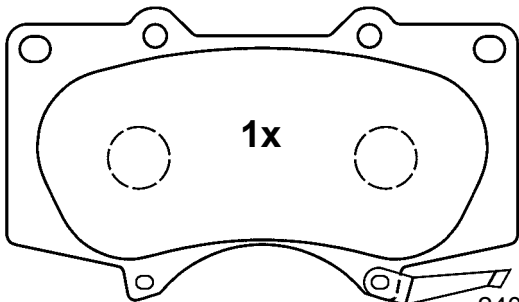
Maßstab - scale - scala - échelle - escala 1:2

13.0460-5747.2 605747

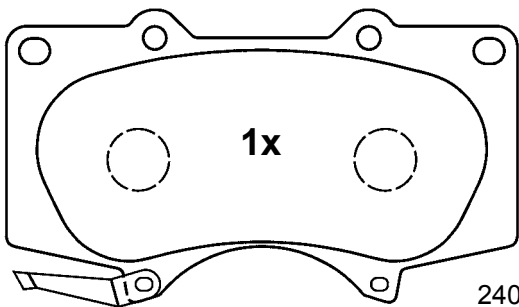
 LEXUS, MITSUBISHI, TOYOTA



24024 17,0



24026 17,0

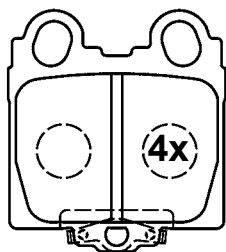


24025 17,0

134,2 x 76,9 x 17,0

13.0460-5748.2 605748

 LEXUS

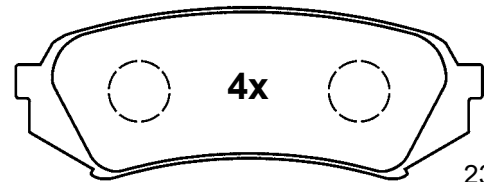


23429 15,5

57,2 x 63,8 x 15,5

13.0460-5749.2 605749

 LEXUS, TOYOTA

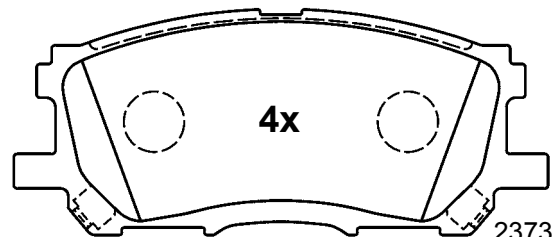


23539 17,3

123,0 x 45,1 x 17,3

13.0460-5750.2 605750

 LEXUS



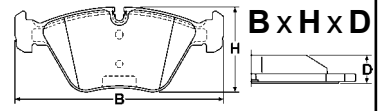
23734 16,8

140,8 x 59,5 x 16,8

Abbildungen Scheibenbremsbeläge

Illustrations disc brake pads - Illustrazioni pastiglie freno -

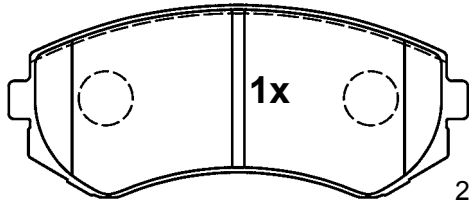
Illustrations plaquettes de frein - Ilustraciones pastillas de freno



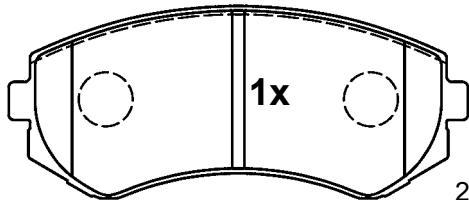
Maßstab - scale - scala - échelle - escala 1:2

13.0460-5751.2 605751

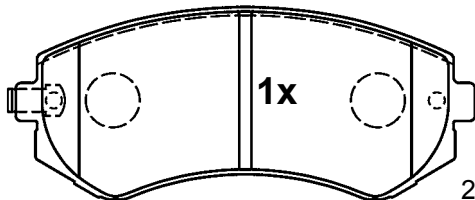
NISSAN



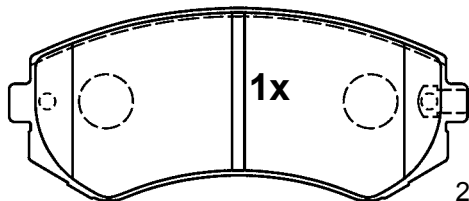
23502 16,0



23502 16,0



23503 16,0

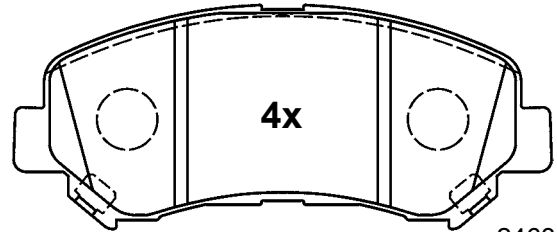


23504 16,0

121,0 x 50,5 x 16,0

13.0460-5752.2 605752

NISSAN

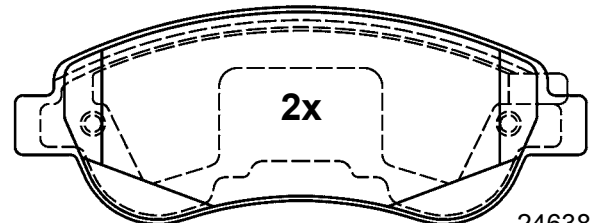


24632 17,0

142,0 x 59,0 x 17,0

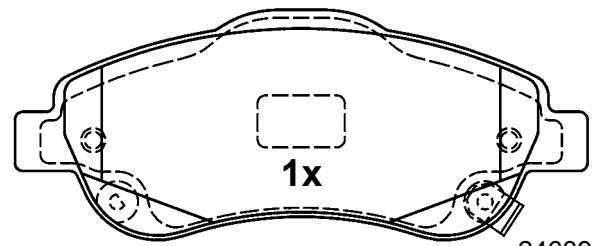
13.0460-5753.2 605753

HONDA



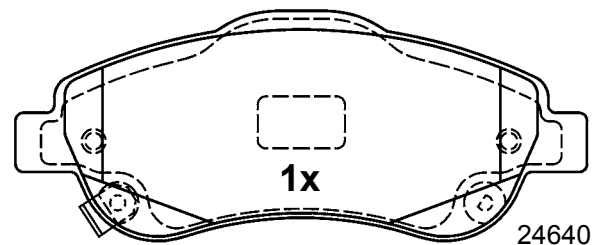
24638 20,0

151,1 x 57,0 x 20,0



24639 19,3

151,1 x 60,5 x 19,3



24640 19,3

151,1 x 60,5 x 19,3

2x



4x

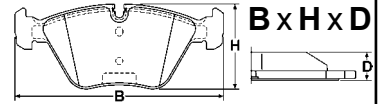


4x

Abbildungen Scheibenbremsbeläge

Illustrations disc brake pads - Illustrazioni pastiglie freno -

Illustrations plaquettes de frein - Ilustraciones pastillas de freno



Maßstab - scale - scala - échelle - escala 1:2

13.0460-5754.2 605754

13.0460-5755.2 605755



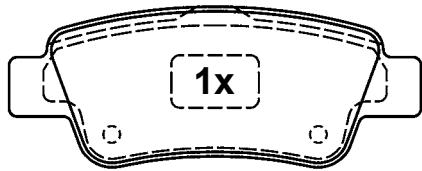
HONDA



HONDA

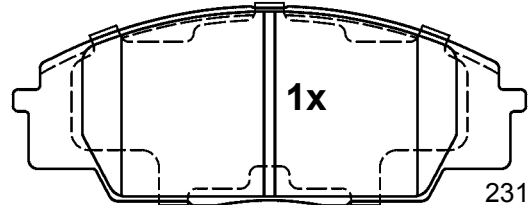


SUM

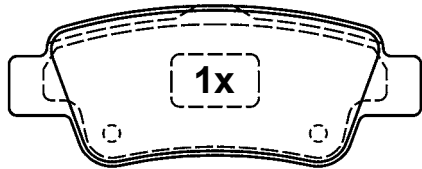


24635 16,6

108,8 x 42,2 x 16,6

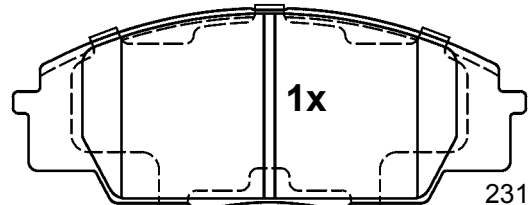


23178 16,6

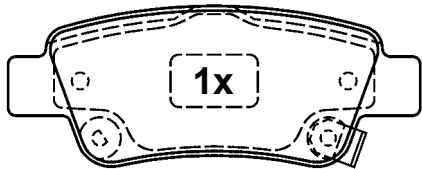


24635 16,6

108,8 x 42,2 x 16,6

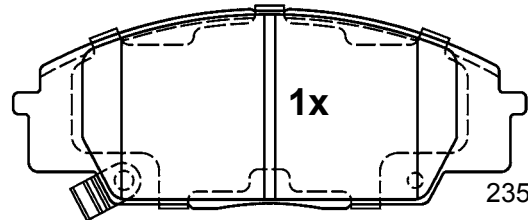


23178 16,6

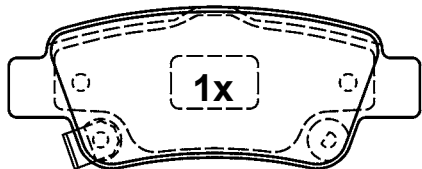


24636 16,9

108,8 x 42,2 x 16,9

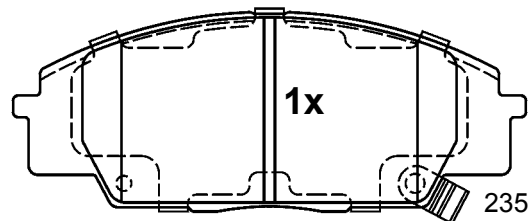


23530 16,6



24637 16,9

108,8 x 42,2 x 16,9



23531 16,6

2x



4x



4x

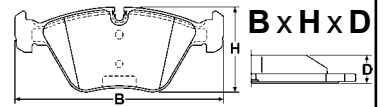


135,3 x 52,4 x 16,6

Abbildungen Scheibenbremsbeläge

Illustrations disc brake pads - Illustrazioni pastiglie freno -

Illustrations plaquettes de frein - Ilustraciones pastillas de freno

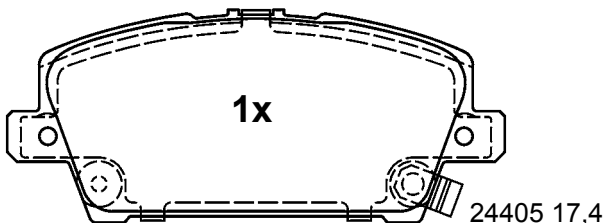
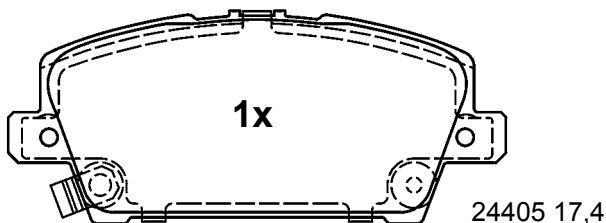
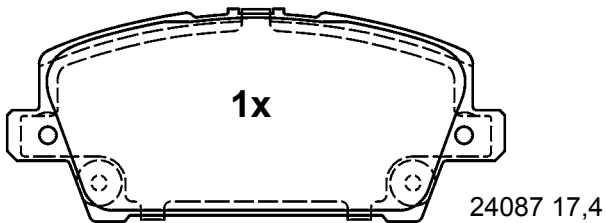
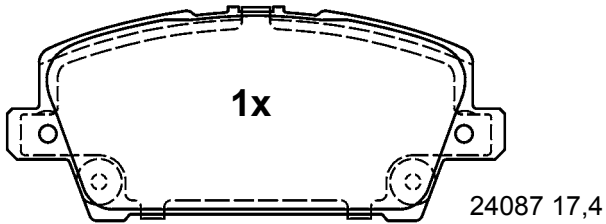


B x H x D

Maßstab - scale - scala - échelle - escala 1:2

13.0460-5756.2 605756

HONDA


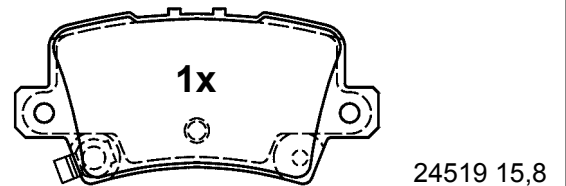



131,5 x 55,7 x 17,4



13.0460-5757.2 605757

HONDA



95,7 x 46,2 x 15,8

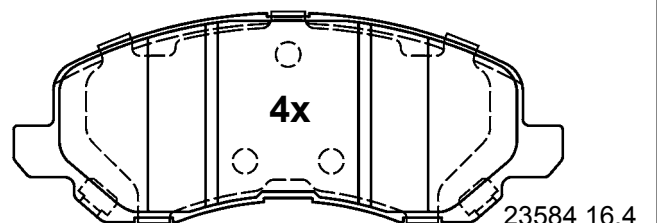


13.0460-5760.2 605760

CHRYSLER, CITROEN, JEEP,
LANCIA, MITSUBISHI, PEUGEOT



AKE



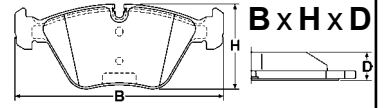
144,8 x 54,9 x 16,4



Abbildungen Scheibenbremsbeläge

Illustrations disc brake pads - Illustrazioni pastiglie freno -

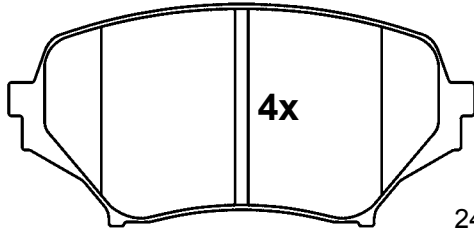
Illustrations plaquettes de frein - Ilustraciones pastillas de freno



Maßstab - scale - scala - échelle - escala 1:2

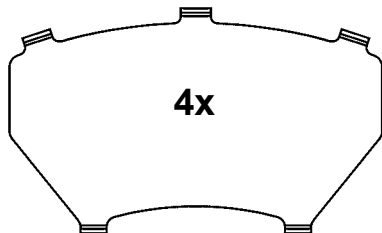
13.0460-5761.2 605761

MAZDA

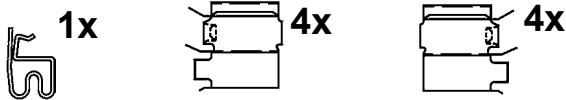


24297 14,4

122,9 x 58,3 x 14,4

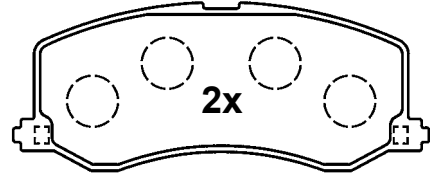


98,0 x 59,2 x 0,6



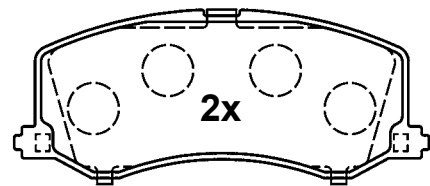
13.0460-5763.2 605763

SUZUKI



21730 14,0

109,2 x 43,8 x 14,0



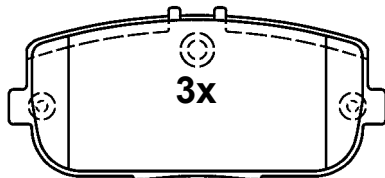
21730 14,9

109,2 x 43,8 x 14,9

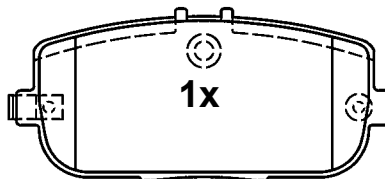


13.0460-5762.2 605762

MAZDA

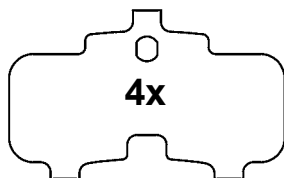


24298 14,0

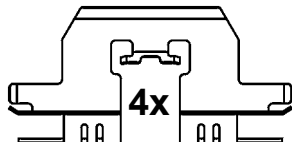


24299 14,0

99,2 x 45,0 x 14,0



72,6 x 44,3 x 0,6

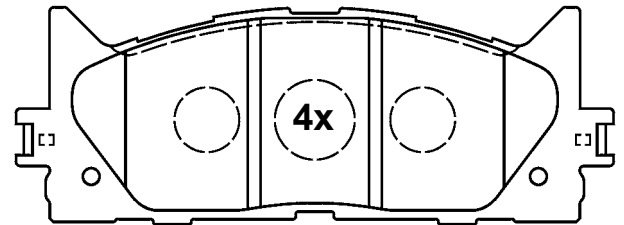


13.0460-5764.2 605764

LEXUS, TOYOTA



AKE



24350 17,3

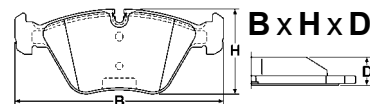
157,6 x 57,0 x 17,3



Abbildungen Scheibenbremsbeläge

Illustrations disc brake pads - Illustrazioni pastiglie freno -

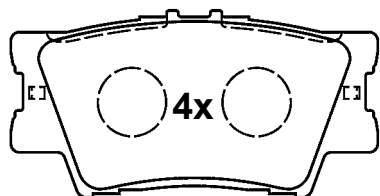
Illustrations plaquettes de frein - Ilustraciones pastillas de freno



Maßstab - scale - scala - échelle - escala 1:2

13.0460-5765.2 605765

LEXUS, TOYOTA

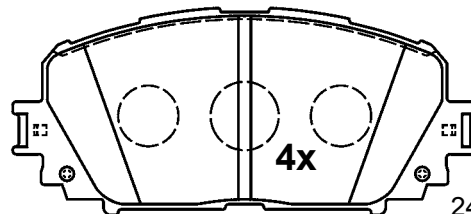


24338 15,5

96,6 x 49,2 x 15,5

13.0460-5768.2 605768

TOYOTA

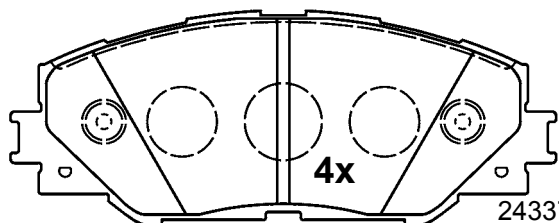


24347 17,5

122,7 x 54,0 x 17,5

13.0460-5766.2 605766

TOYOTA

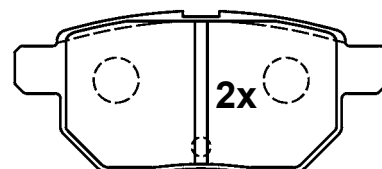


24337 17,5

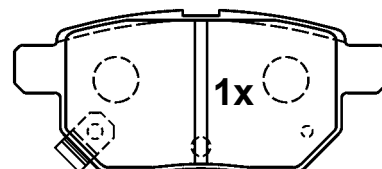
146,4 x 56,8 x 17,5

13.0460-5769.2 605769

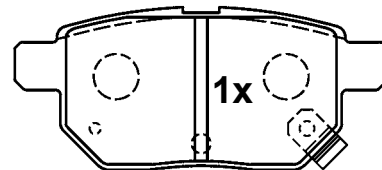
LEXUS, SUBARU, TOYOTA



24612 15,0



24610 15,0

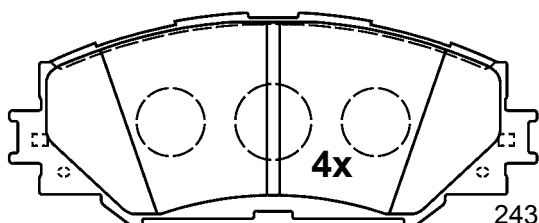


24611 15,0

98,5 x 42,4 x 15,0

13.0460-5767.2 605767

LEXUS, SUBARU, TOYOTA

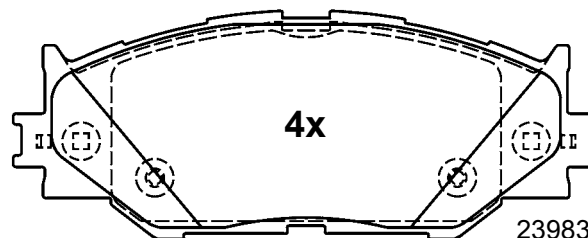


24336 17,5

139,0 x 56,1 x 17,5

13.0460-5770.2 605770

LEXUS



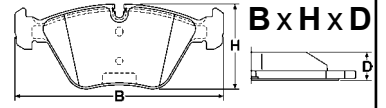
23983 17,0

154,6 x 59,5 x 17,0

Abbildungen Scheibenbremsbeläge

Illustrations disc brake pads - Illustrazioni pastiglie freno -

Illustrations plaquettes de frein - Ilustraciones pastillas de freno



Maßstab - scale - scala - échelle - escala 1:2

13.0460-5771.2 605771

13.0460-5772.2 605772



KIA



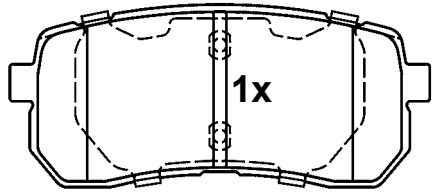
MAN



KIA

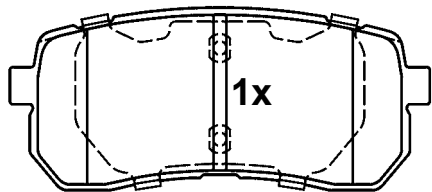


SUM



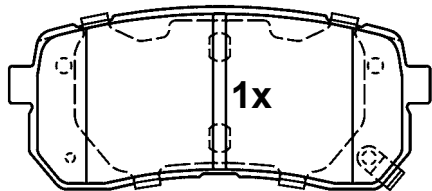
1x

24600 14,9



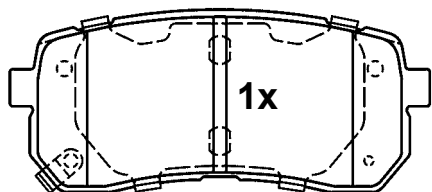
1x

24600 14,9



1x

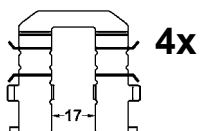
24599 14,9



1x

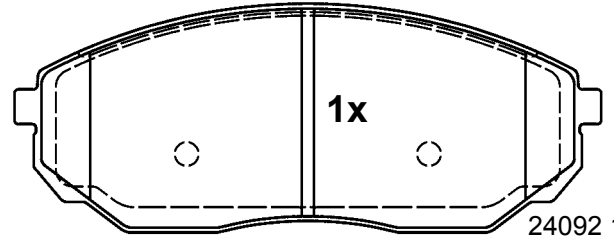
24686 14,9

110,6 x 47,7 x 14,9



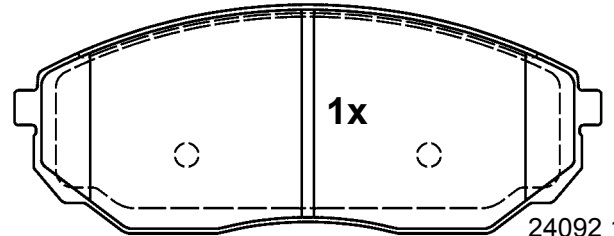
4x

-17-



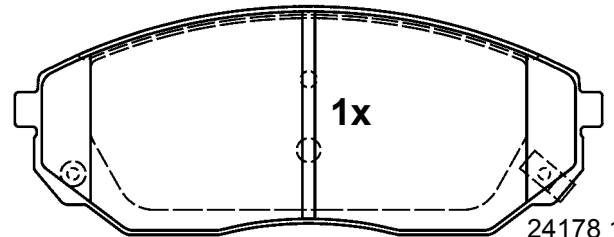
1x

24092 17,1



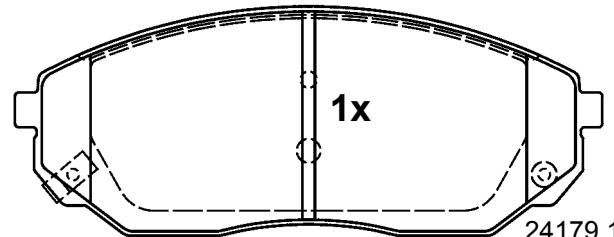
1x

24092 17,1



1x

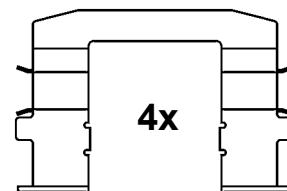
24178 17,1



1x

24179 17,1

154,8 x 60,1 x 17,1

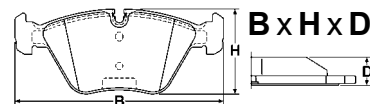


4x

Abbildungen Scheibenbremsbeläge

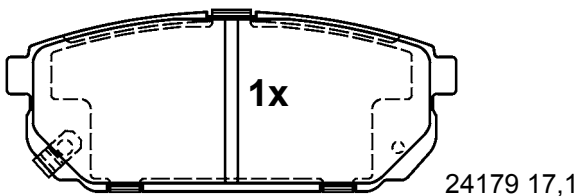
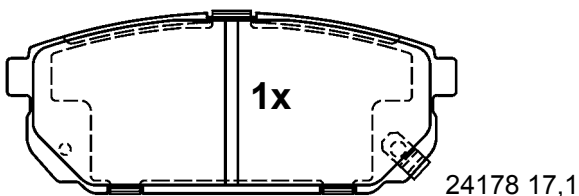
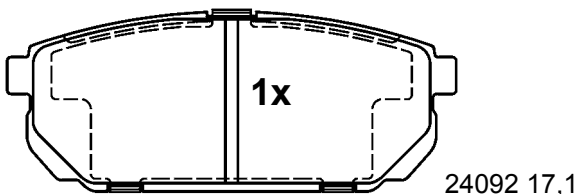
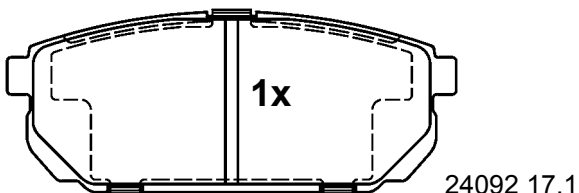
Illustrations disc brake pads - Illustrazioni pastiglie freno -

Illustrations plaquettes de frein - Ilustraciones pastillas de freno

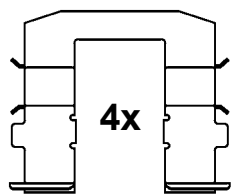


Maßstab - scale - scala - échelle - escala 1:2

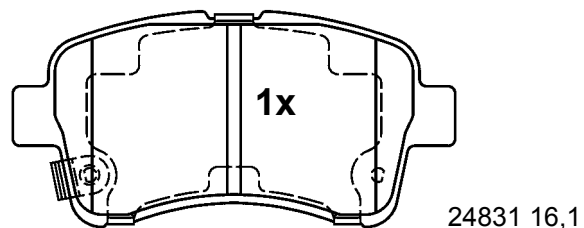
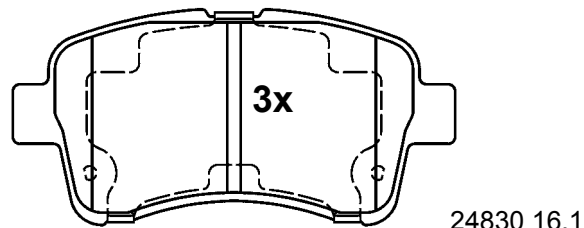
13.0460-5773.2 605773



154,8 x 60,1 x 17,1

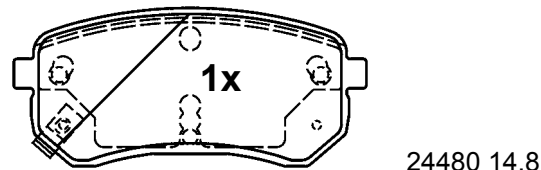
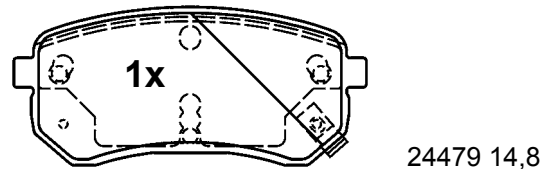
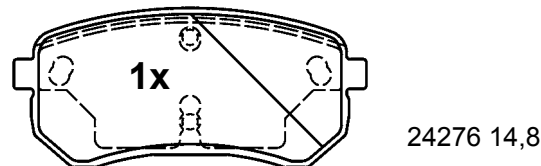
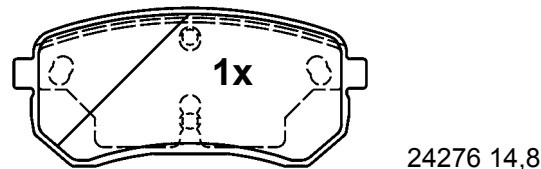


13.0460-5774.2 605774

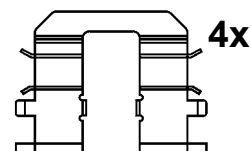


116,6 x 56,0 x 16,1

13.0460-5775.2 605775



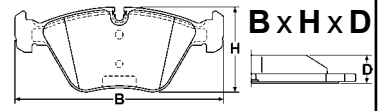
92,4 x 41,0 x 14,8



Abbildungen Scheibenbremsbeläge

Illustrations disc brake pads - Illustrazioni pastiglie freno -

Illustrations plaquettes de frein - Ilustraciones pastillas de freno



Maßstab - scale - scala - échelle - escala 1:2

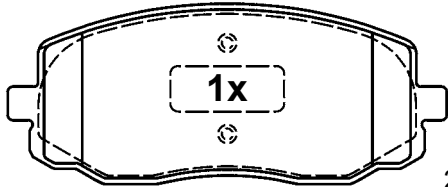
13.0460-5776.2 605776



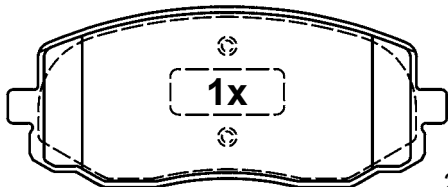
HYUNDAI, KIA



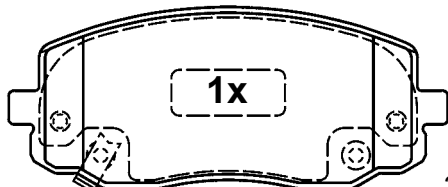
AKE



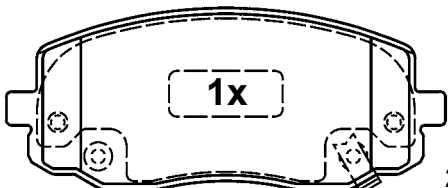
24275 16,5



24275 16,5

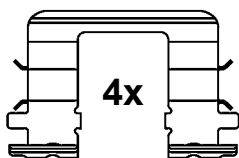


24410 16,5



24411 16,5

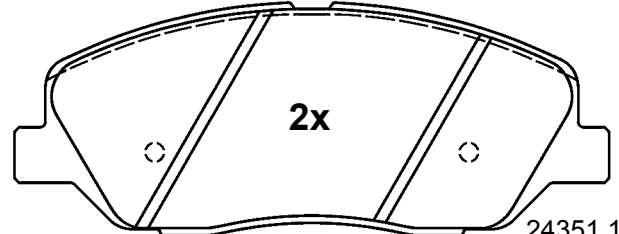
115,9 x 47,3 x 16,5



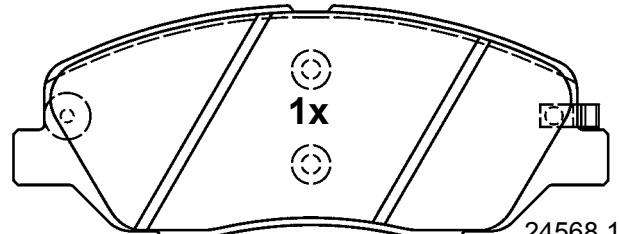
13.0460-5777.2 605777



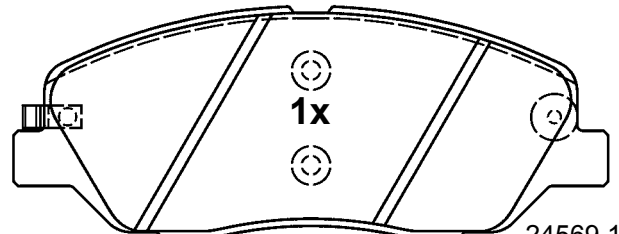
HYUNDAI, KIA



24351 16,3

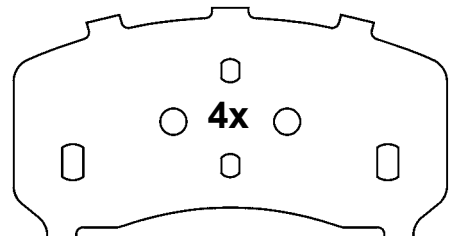


24568 16,3

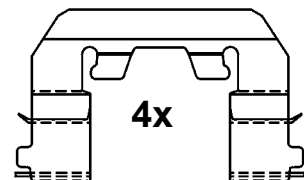


24569 16,3

156,7 x 60,9 x 16,3



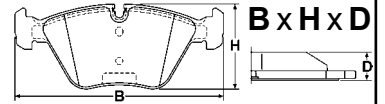
114,3 x 60,5 x 0,6



Abbildungen Scheibenbremsbeläge

Illustrations disc brake pads - Illustrazioni pastiglie freno -

Illustrations plaquettes de frein - Ilustraciones pastillas de freno



Maßstab - scale - scala - échelle - escala 1:2

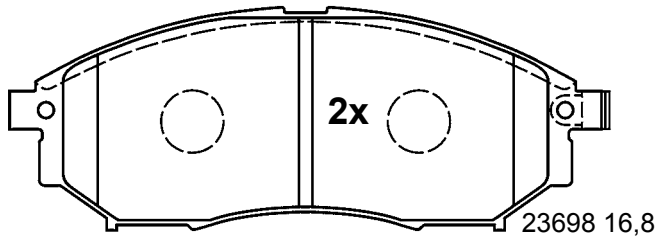
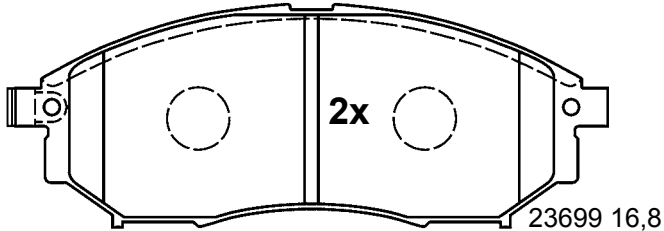
13.0460-5778.2 605778



NISSAN, RENAULT



SUM

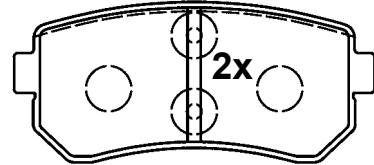


157,0 x 58,5 x 16,8

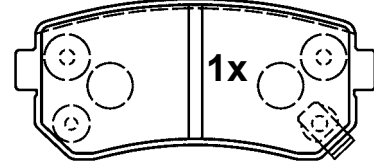
13.0460-5780.2 605780



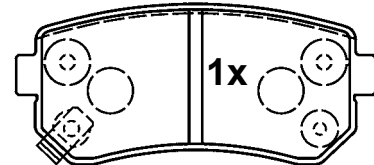
HYUNDAI, KIA



24320 15,3

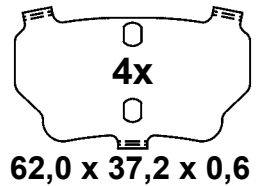
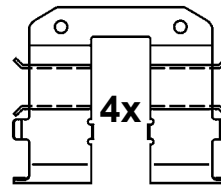


24321 15,3



24322 15,3

93,1 x 41,0 x 15,3

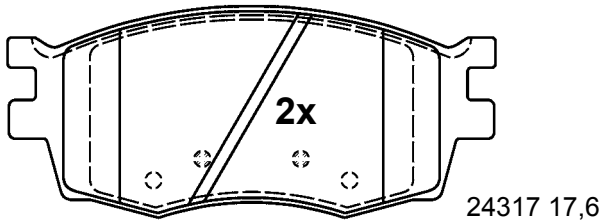


62,0 x 37,2 x 0,6

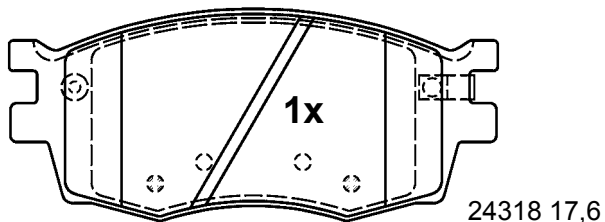
13.0460-5779.2 605779



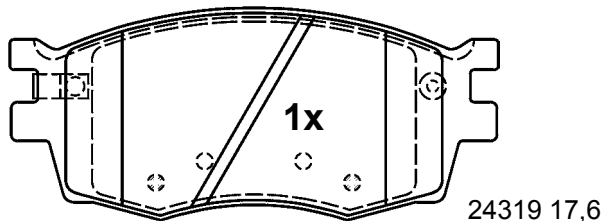
HYUNDAI, KIA



24317 17,6



24318 17,6



24319 17,6

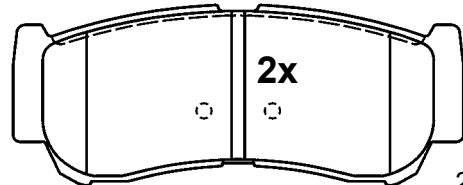
129,6 x 55,9 x 17,6



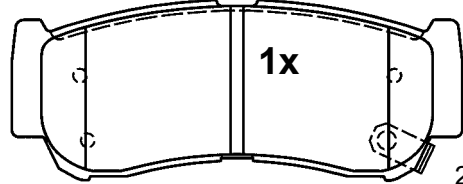
13.0460-5782.2 605782



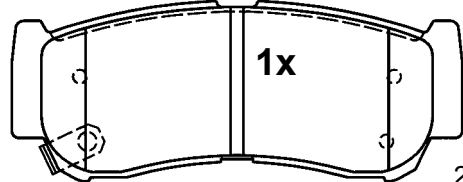
HYUNDAI



24488 14,9

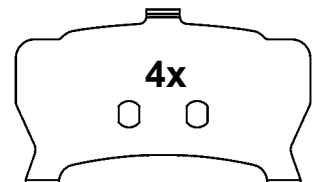
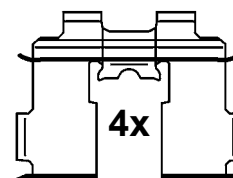


24489 14,9



24490 14,9

118,6 x 47,0 x 14,9

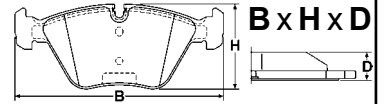


77,7 x 46,9 x 0,6

Abbildungen Scheibenbremsbeläge

Illustrations disc brake pads - Illustrazioni pastiglie freno -

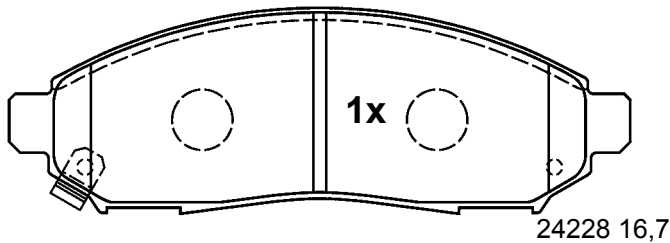
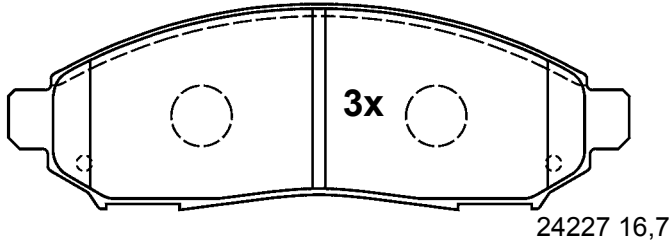
Illustrations plaquettes de frein - Ilustraciones pastillas de freno



Maßstab - scale - scala - échelle - escala 1:2

13.0460-5783.2 605783

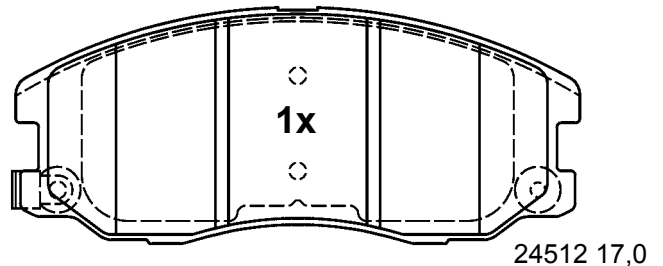
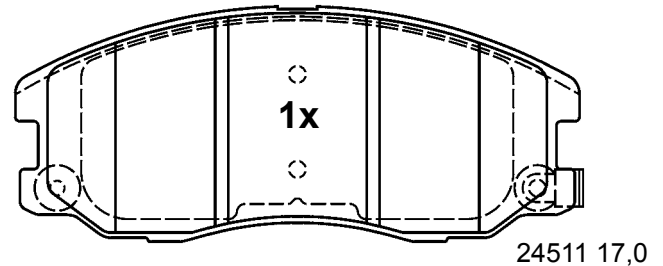
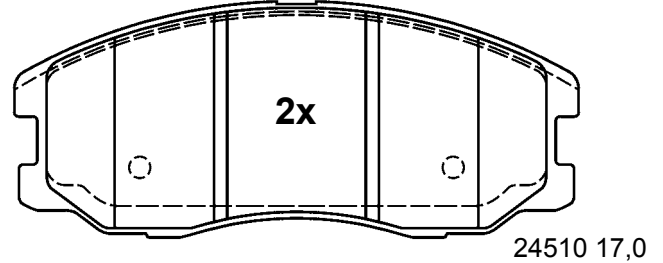
NISSAN



163,7 x 54,2 x 16,7

13.0460-5785.2 605785

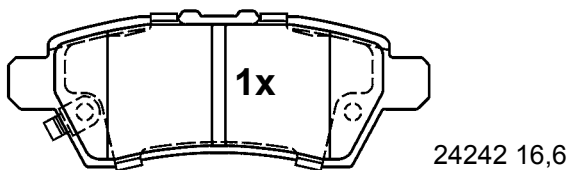
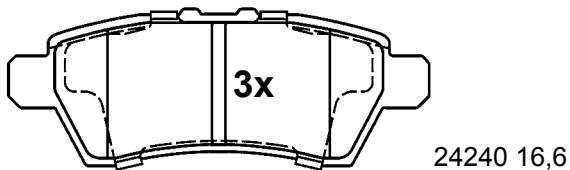
CHEVROLET, OPEL, VAUXHALL



148,9 x 61,9 x 17,0

13.0460-5784.2 605784

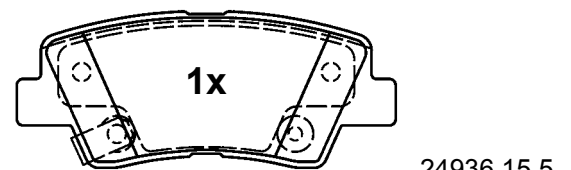
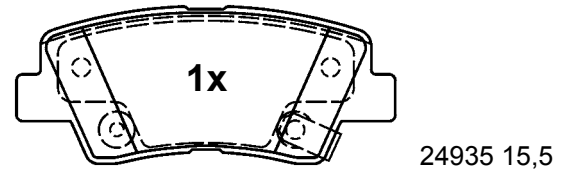
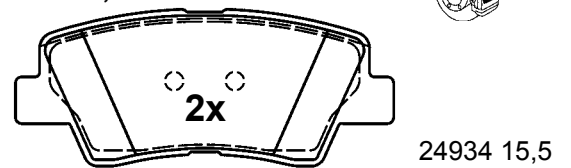
NISSAN



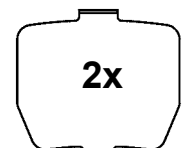
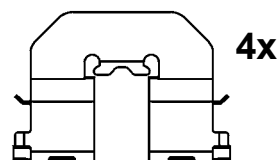
110,6 x 40,8 x 16,6

13.0460-5786.2 605786

HYUNDAI, KIA



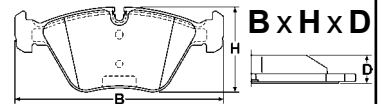
99,8 x 41,1 x 16,6



Abbildungen Scheibenbremsbeläge

Illustrations disc brake pads - Illustrazioni pastiglie freno -

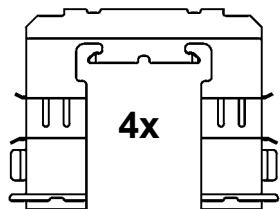
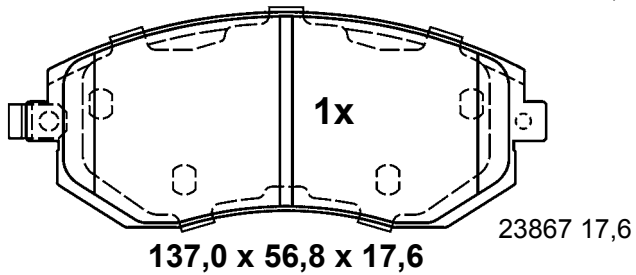
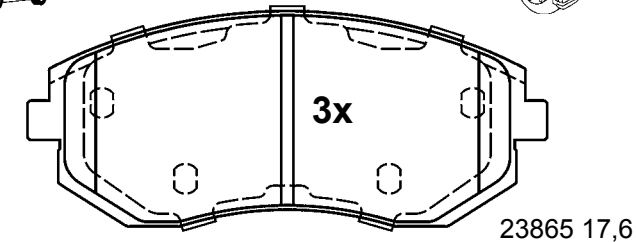
Illustrations plaquettes de frein - Ilustraciones pastillas de freno



Maßstab - scale - scala - échelle - escala 1:2

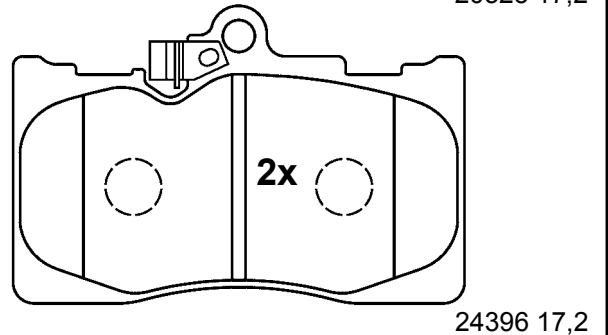
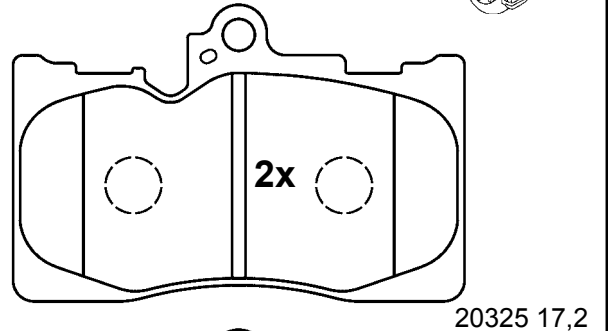
13.0460-5787.2 605787

SUBARU



13.0460-5789.2 605789

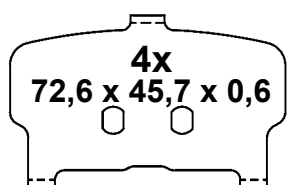
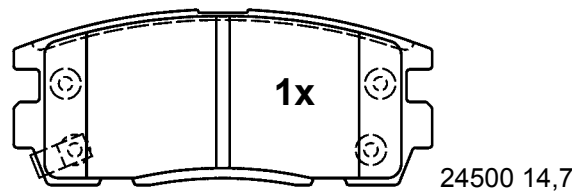
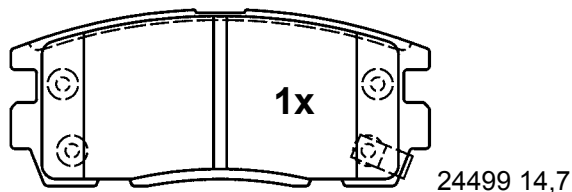
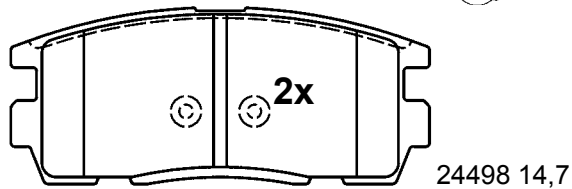
LEXUS



118,5 x 77,7 x 17,2

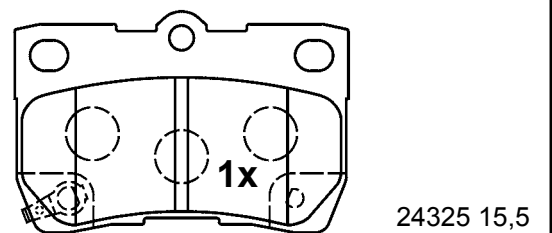
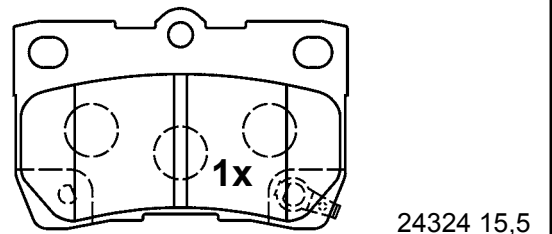
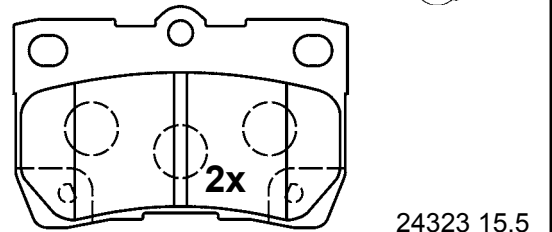
13.0460-5788.2 605788

CHEVROLET, OPEL, VAUXHALL



13.0460-5790.2 605790

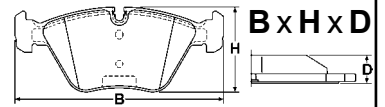
LEXUS



Abbildungen Scheibenbremsbeläge

Illustrations disc brake pads - Illustrazioni pastiglie freno -

Illustrations plaquettes de frein - Ilustraciones pastillas de freno



Maßstab - scale - scala - échelle - escala 1:2

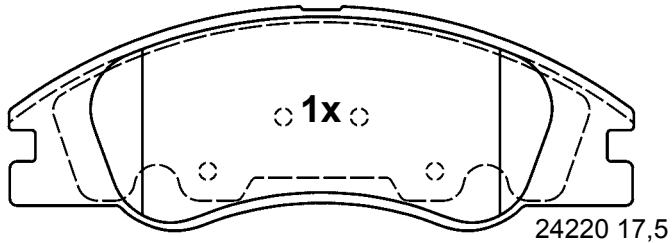
13.0460-5791.2 605791



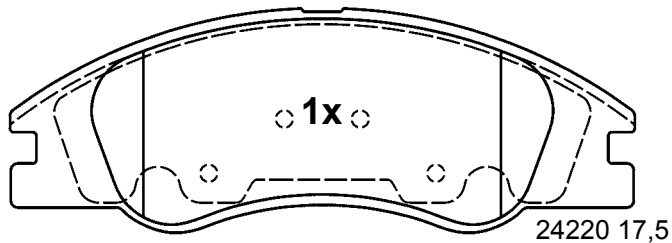
KIA



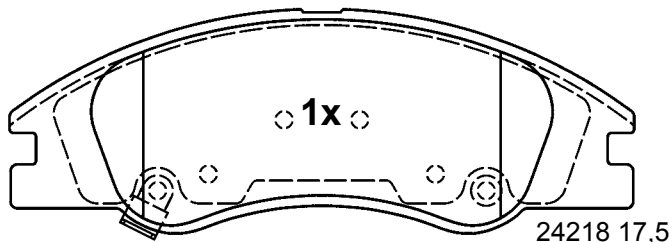
TOK



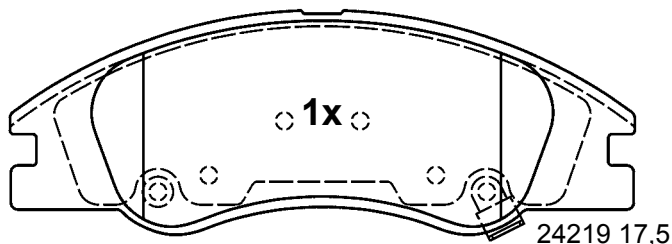
24220 17,5



24220 17,5

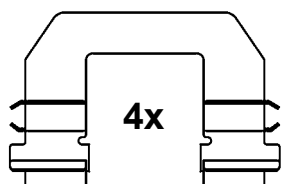


24218 17,5



24219 17,5

164,9 x 59,0 x 17,5

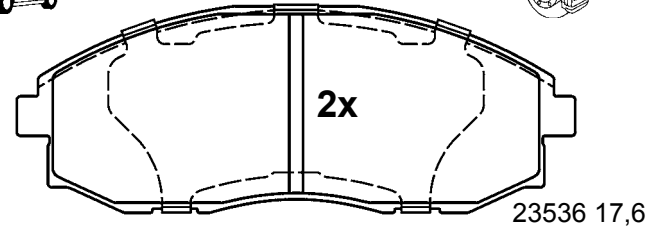


4x

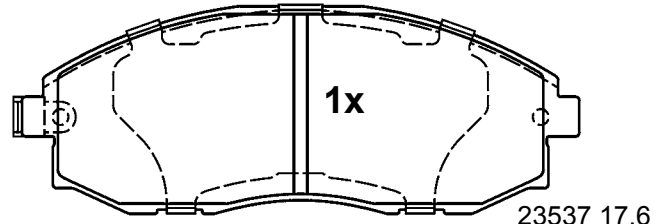
13.0460-5792.2 605792



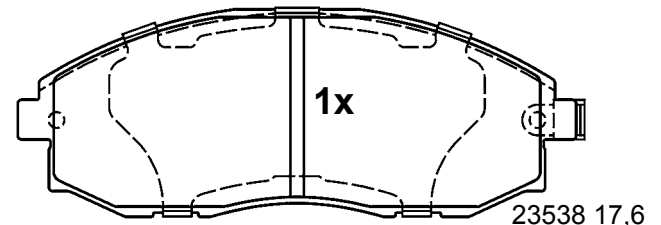
HYUNDAI



23536 17,6

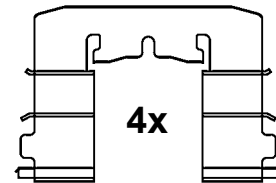


23537 17,6



23538 17,6

147,1 x 53,6 x 17,6



4x

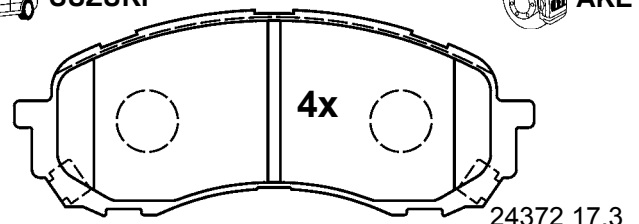
13.0460-5793.2 605793



SUZUKI

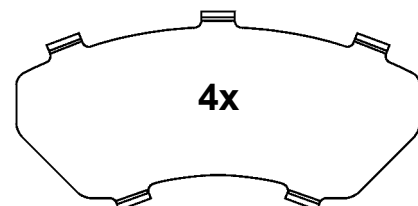


AKE



24372 17,3

137,1 x 54,1 x 17,3

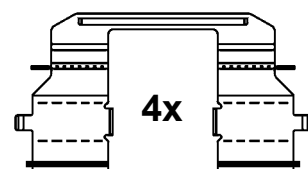


4x

106,7 x 52,1 x 0,6



2x

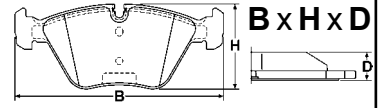


4x

Abbildungen Scheibenbremsbeläge

Illustrations disc brake pads - Illustrazioni pastiglie freno -

Illustrations plaquettes de frein - Ilustraciones pastillas de freno



Maßstab - scale - scala - échelle - escala 1:2

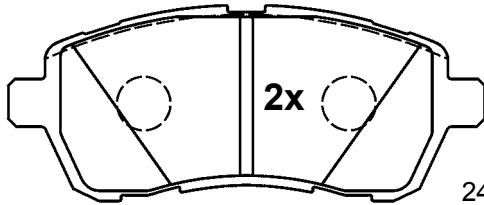
13.0460-5794.2 605794



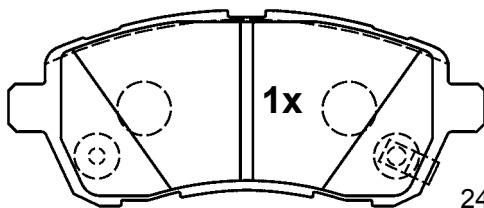
DAIHATSU, FORD, MAZDA,
SUBARU



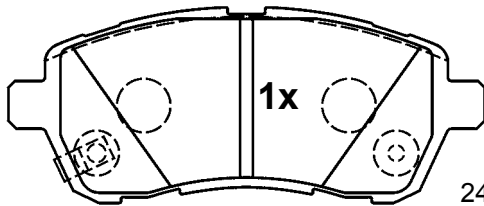
LUC



24283 15,5

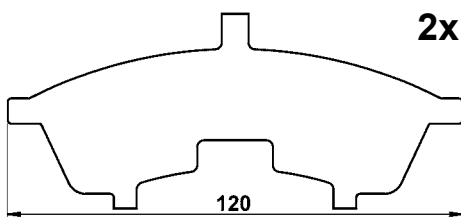


24284 15,5

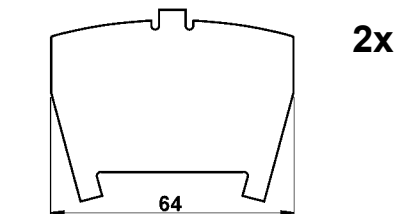


24285 15,5

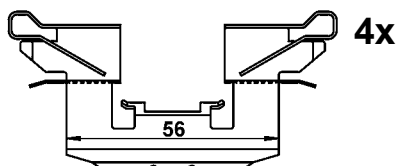
125,4 x 51,4 x 15,5



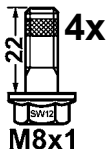
2x



2x



4x

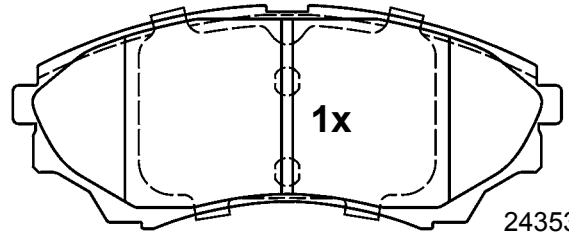


M8x1

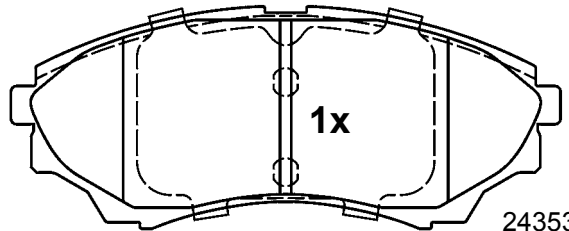
13.0460-5795.2 605795



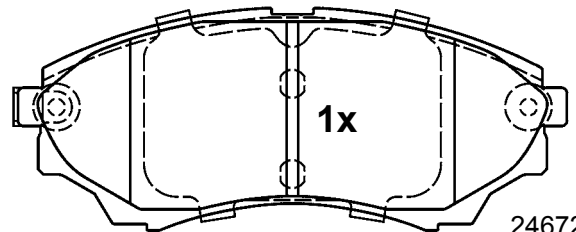
MAZDA



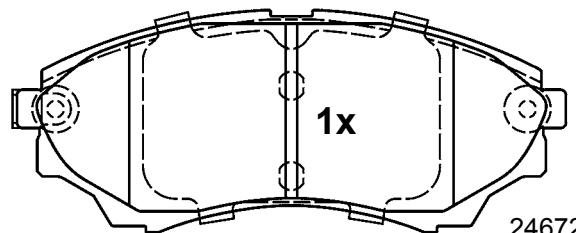
24353 16,0



24353 16,0

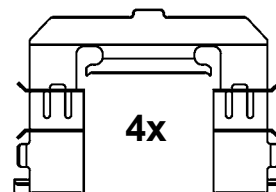


24672 16,0



24672 16,0

145,0 x 58,5 x 16,0

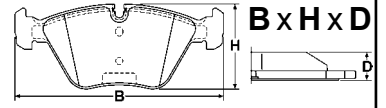


4x

Abbildungen Scheibenbremsbeläge

Illustrations disc brake pads - Illustrazioni pastiglie freno -

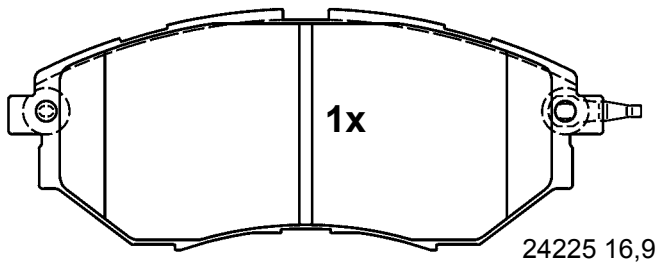
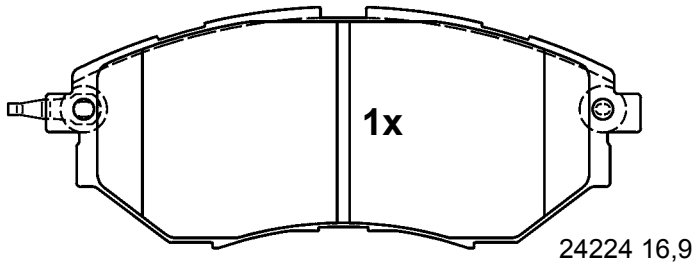
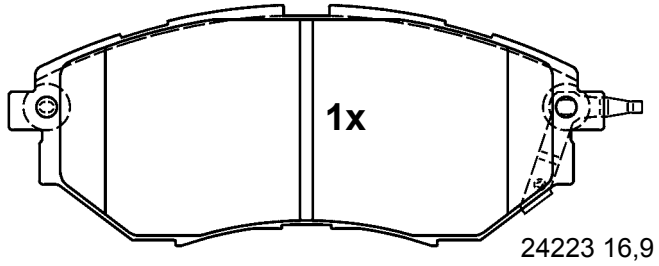
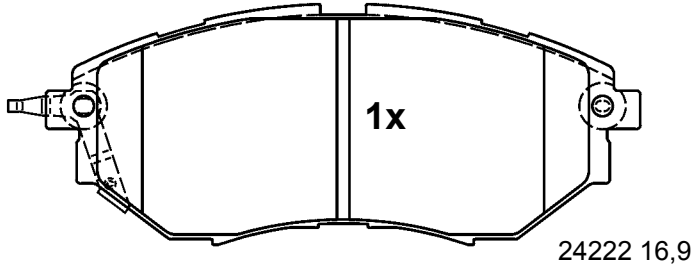
Illustrations plaquettes de frein - Ilustraciones pastillas de freno



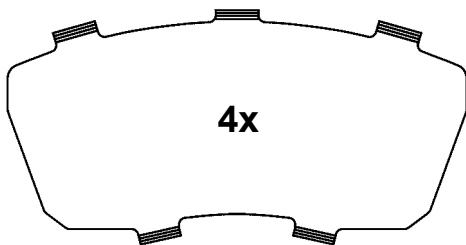
Maßstab - scale - scala - échelle - escala 1:2

13.0460-5797.2 605797

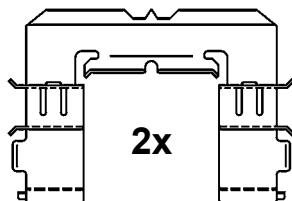
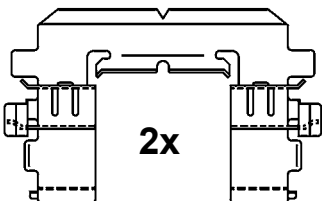
SUBARU



156,9 x 63,4 x 16,9

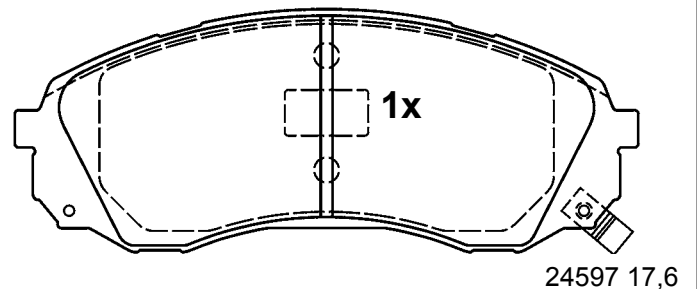
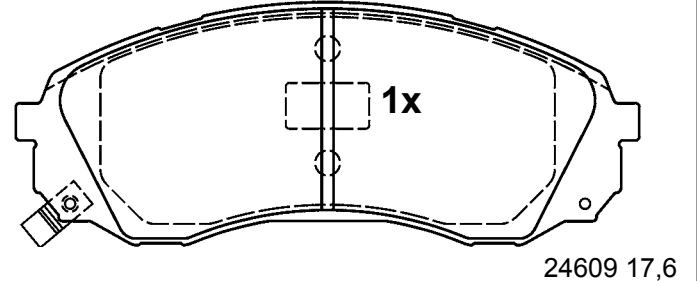
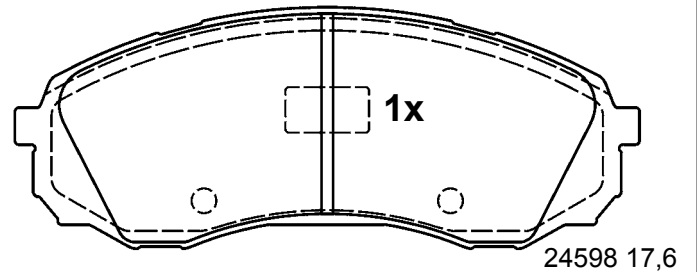
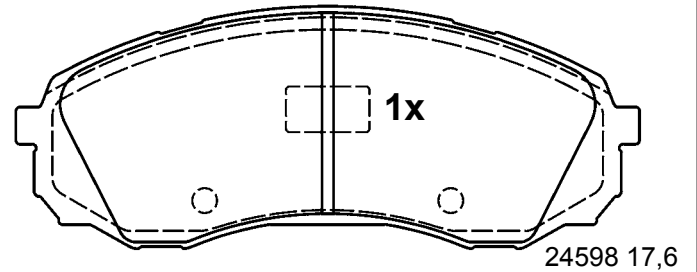


D = 0,6

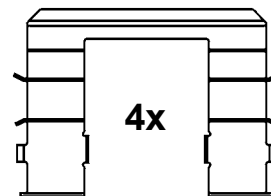


13.0460-5799.2 605799

HYUNDAI, KIA



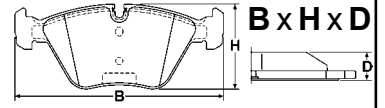
164,5 x 63,4 x 17,6



Abbildungen Scheibenbremsbeläge

Illustrations disc brake pads - Illustrazioni pastiglie freno -

Illustrations plaquettes de frein - Ilustraciones pastillas de freno



Maßstab - scale - scala - échelle - escala 1:2

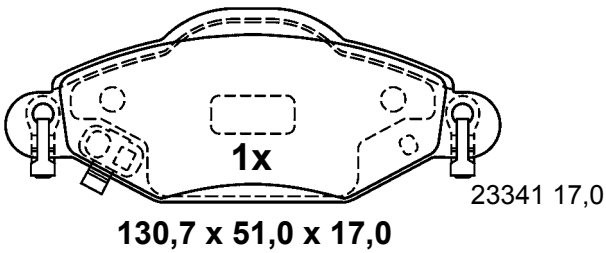
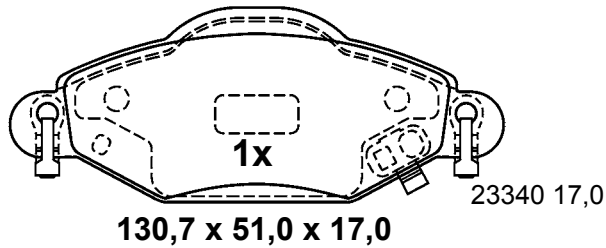
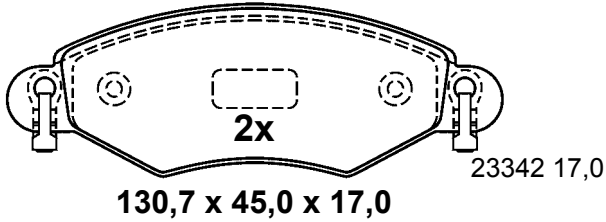
13.0460-5800.2 605800



TOYOTA



BOS



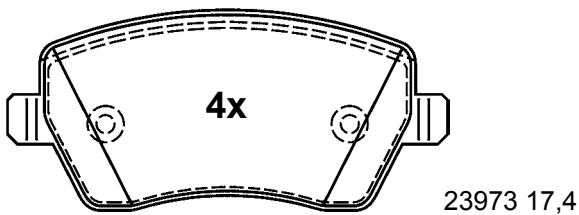
13.0460-5801.2 605801



NISSAN



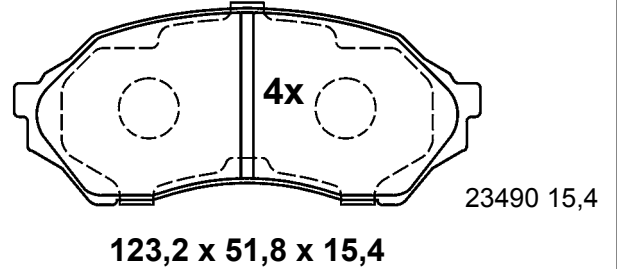
LUC



13.0460-5802.2 605802



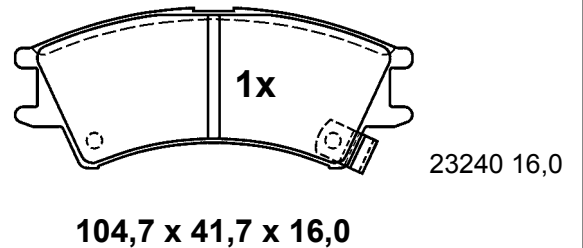
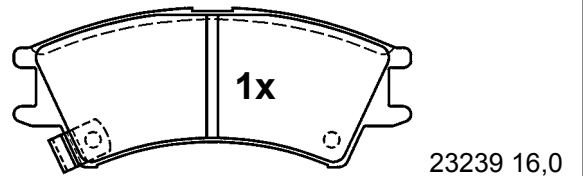
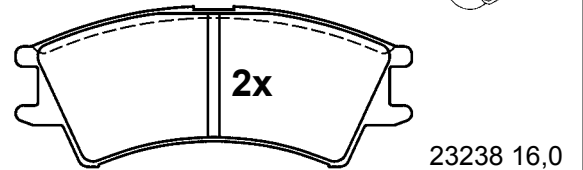
MAZDA



13.0460-5803.2 605803



HYUNDAI



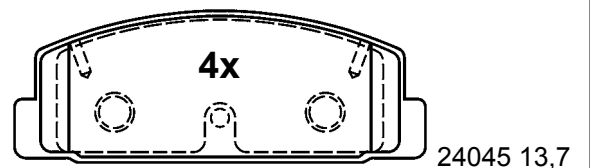
13.0460-5804.2 605804



MAZDA



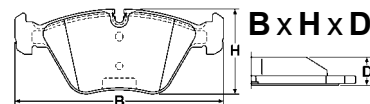
AKE



Abbildungen Scheibenbremsbeläge

Illustrations disc brake pads - Illustrazioni pastiglie freno -

Illustrations plaquettes de frein - Ilustraciones pastillas de freno

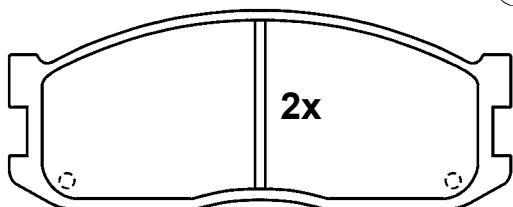


Maßstab - scale - scala - échelle - escala 1:2

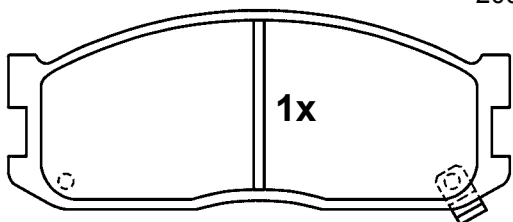
13.0460-5806.2 605806



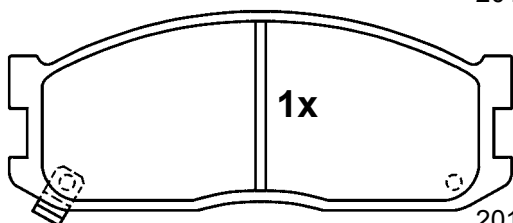
FORD, KIA, MAZDA



20002 15,0



20191 15,0



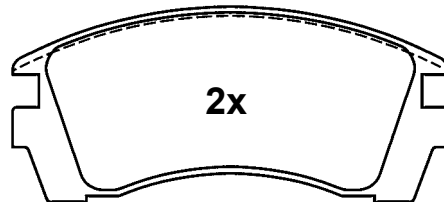
20192 15,0

133,1 x 52,1 x 15,0

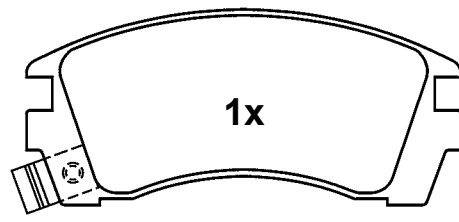
13.0460-5808.2 605808



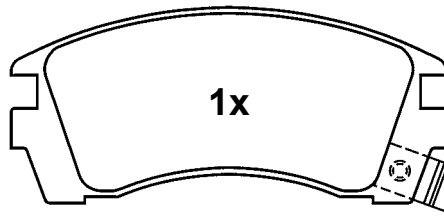
NISSAN



21716 16,0



21717 16,0



21718 16,0

114,9 x 51,5 x 16,0

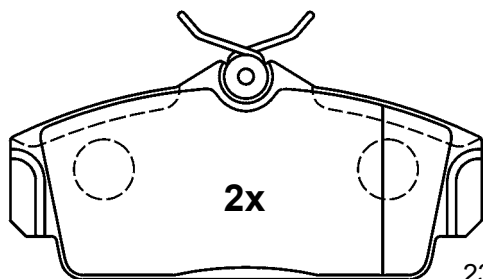
13.0460-5807.2 605807



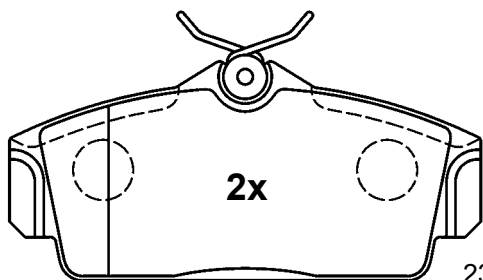
NISSAN



LUC



23093 16,6



23463 16,6

124,0 x 57,2 x 16,6

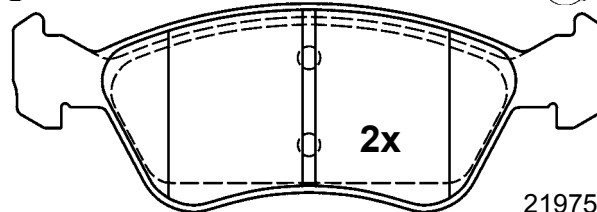
13.0460-5809.2 605809



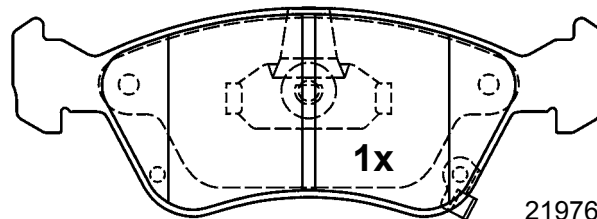
TOYOTA



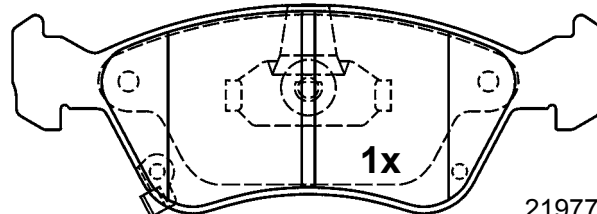
ATE



21975 18,2



21976 18,2



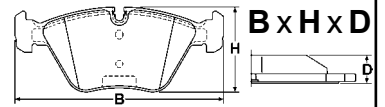
21977 18,2

156,3 x 54,8 x 18,2

Abbildungen Scheibenbremsbeläge

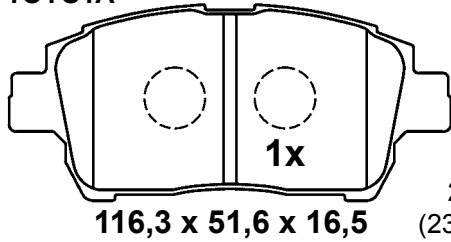
Illustrations disc brake pads - Illustrazioni pastiglie freno -

Illustrations plaquettes de frein - Ilustraciones pastillas de freno

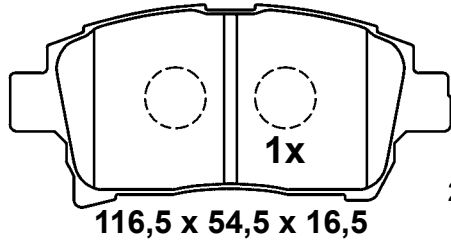


Maßstab - scale - scala - échelle - escala 1:2

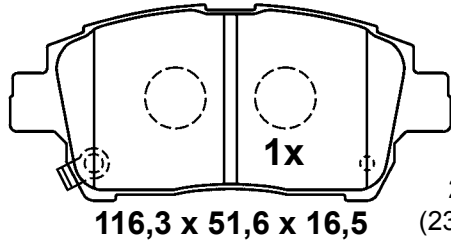
13.0460-5810.2 605810



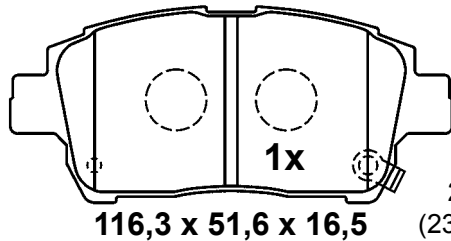
23904 16,5
(23510/24778)



23905 16,5
(24779)



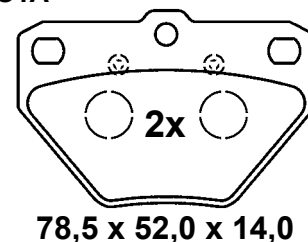
23906 16,5
(23511/24780)



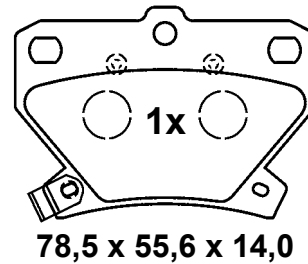
23907 16,5
(23512/24781)



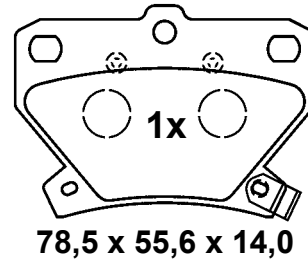
13.0460-5812.2 605812



23521 14,0



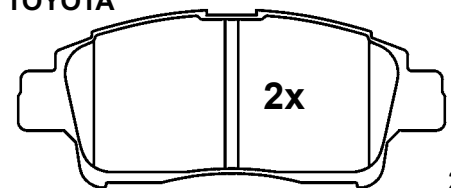
23522 14,0



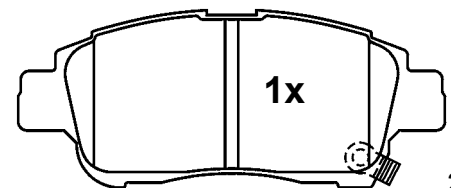
23523 14,0



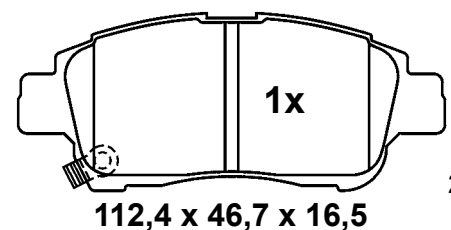
13.0460-5811.2 605811



23348 16,5



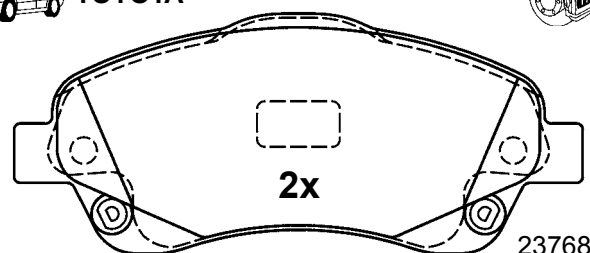
23349 16,5



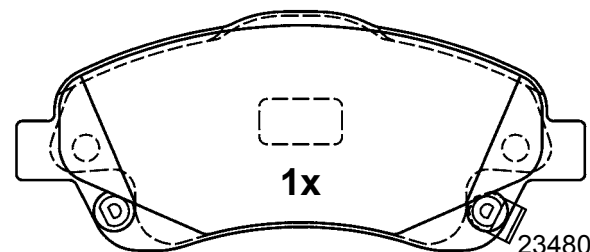
23350 16,5



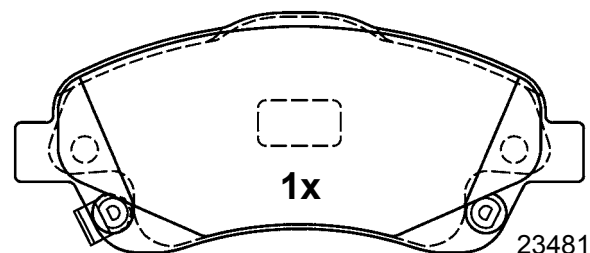
13.0460-5813.2 605813



23768 19,3



23480 19,3



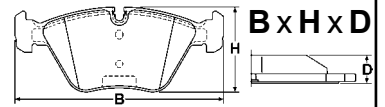
23481 19,3



Abbildungen Scheibenbremsbeläge

Illustrations disc brake pads - Illustrazioni pastiglie freno -

Illustrations plaquettes de frein - Ilustraciones pastillas de freno

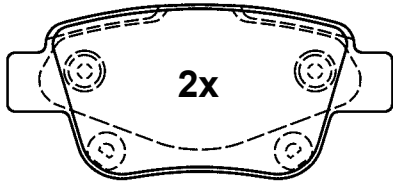


Maßstab - scale - scala - échelle - escala 1:2

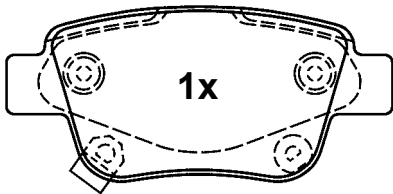
13.0460-5814.2 605814

TOYOTA

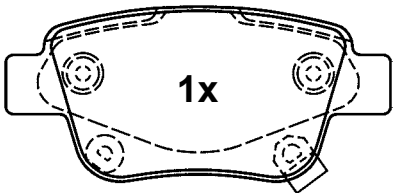
BOS



23620 16,4



23621 16,4



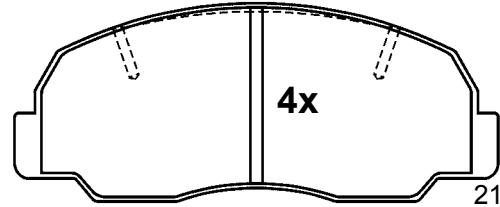
23622 16,4

101,8 x 45,9 x 16,4

13.0460-5816.2 605816

DAIHATSU

BOS



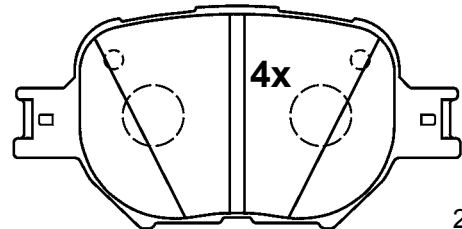
21243 14,0

127,8 x 52,3 x 14,0

13.0460-5817.2 605817

TOYOTA

AKE



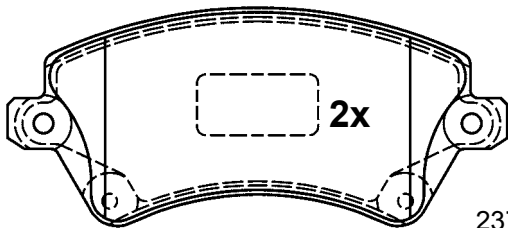
23526 17,5

117,9 x 58,6 x 17,5

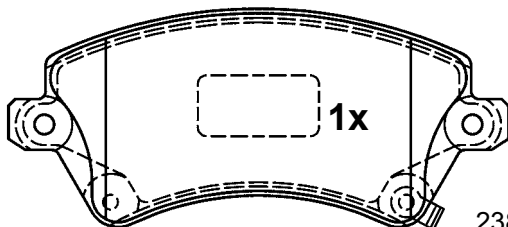
13.0460-5815.2 605815

TOYOTA

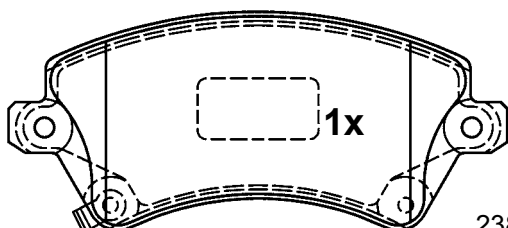
LUC



23766 17,8



23818 17,8



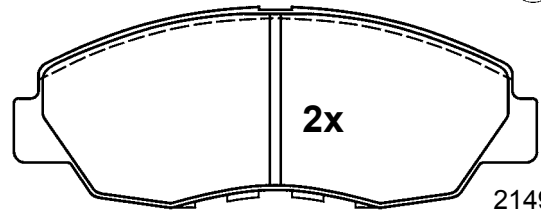
23819 17,8

131,5 x 57,3 x 17,8

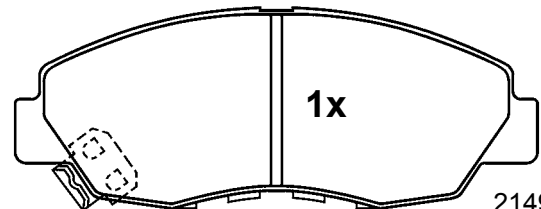
13.0460-5818.2 605818

HONDA

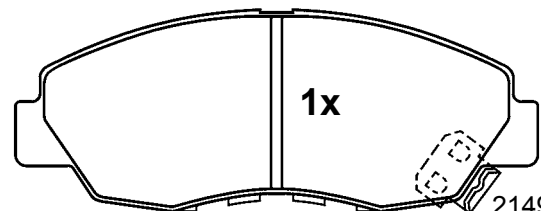
AKE



21497 18,0



21498 18,0



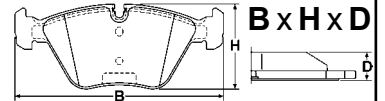
21499 18,0

137,8 x 52,7 x 18,0

Abbildungen Scheibenbremsbeläge

Illustrations disc brake pads - Illustrazioni pastiglie freno -

Illustrations plaquettes de frein - Ilustraciones pastillas de freno



Maßstab - scale - scala - échelle - escala 1:2

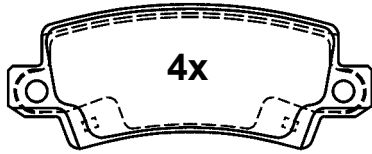
13.0460-5819.2 605819



TOYOTA



LUC



23816 16,0

95,6 x 37,9 x 16,0



2x

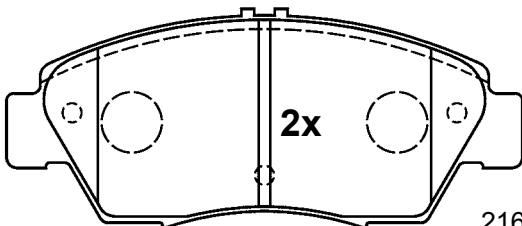
13.0460-5820.2 605820



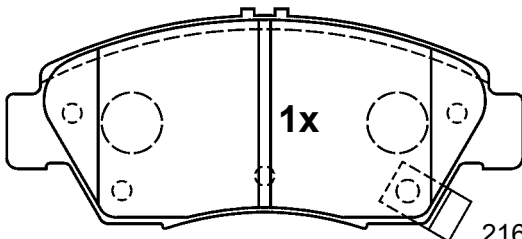
HONDA



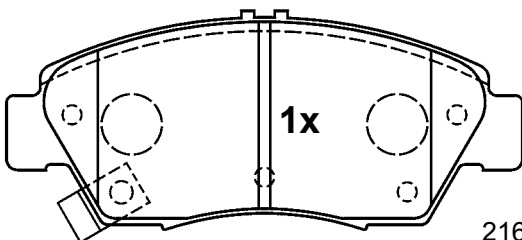
SUM



21694 16,3



21696 16,3



21695 16,3

136,7 x 57,4 x 16,3

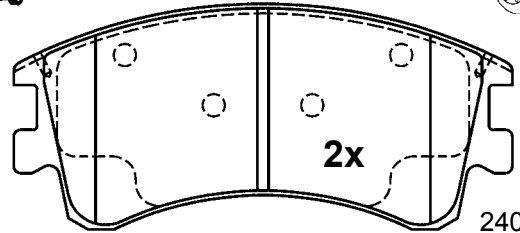
13.0460-5821.2 605821



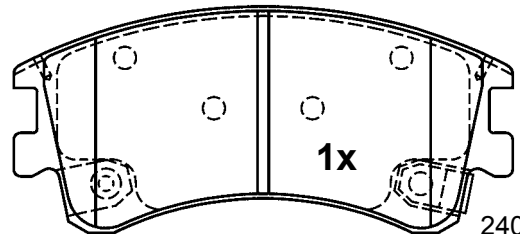
MAZDA



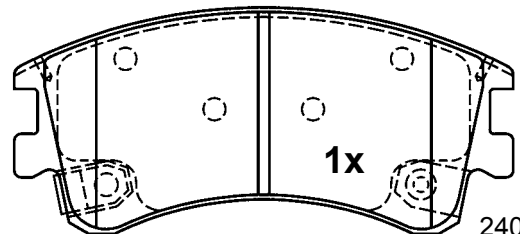
AKE



24046 18,6



24047 18,6



24048 18,6

131,8 x 59,5 x 18,0

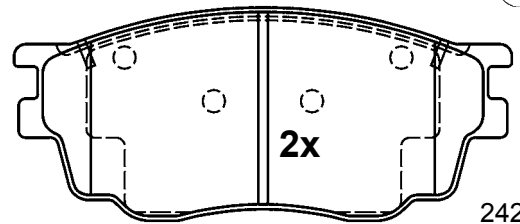
13.0460-5822.2 605822



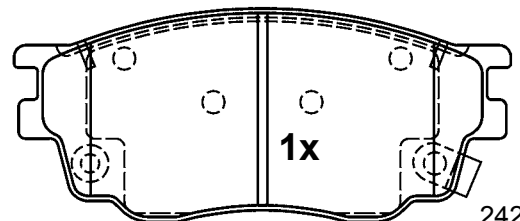
MAZDA



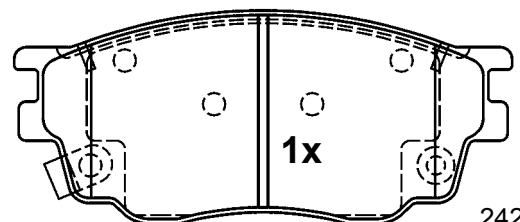
AKE



24246 16,8



24249 16,8



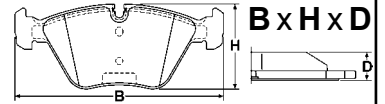
24248 16,8

131,3 x 56,1 x 16,8

Abbildungen Scheibenbremsbeläge

Illustrations disc brake pads - Illustrazioni pastiglie freno -

Illustrations plaquettes de frein - Ilustraciones pastillas de freno



Maßstab - scale - scala - échelle - escala 1:2

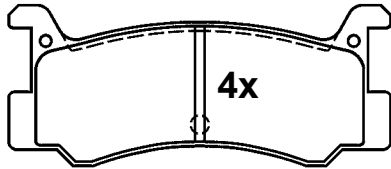
13.0460-5824.2 605824



DAIHATSU, MAZDA



AKE



20008 13,0

101,7 x 42,2 x 13,0

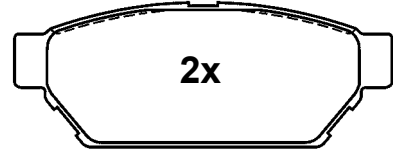
13.0460-5826.2 605826



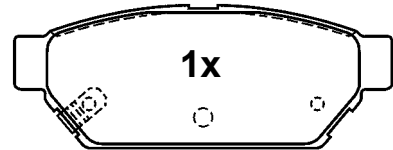
MITSUBISHI, PROTON



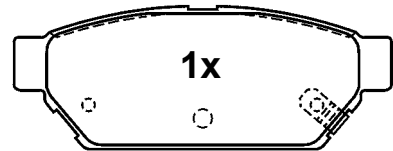
AKE



21872 14,5



21873 14,5



21874 14,5

99,0 x 37,8 x 14,5

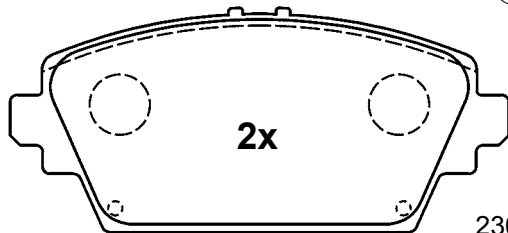
13.0460-5825.2 605825



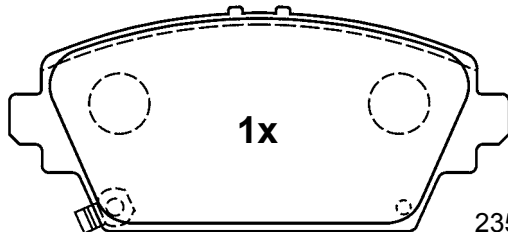
HONDA, MG, NISSAN



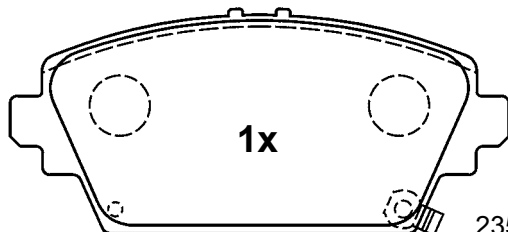
LUC



23094 16,5



23563 16,5



23564 16,5

131,8 x 58,5 x 16,5

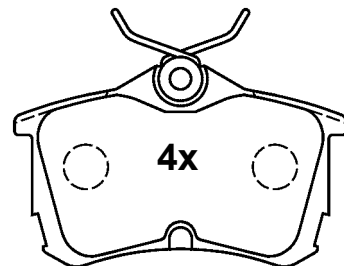
13.0460-5827.2 605827



HONDA

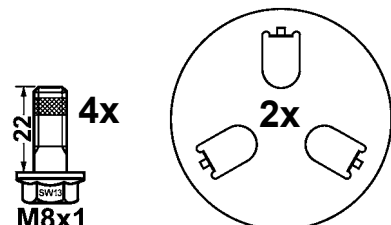


LUC



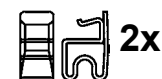
23527 14,5

87,1 x 53,0 x 14,5



M8x1

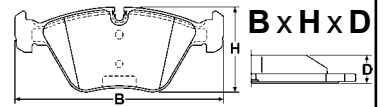
M8x22



Abbildungen Scheibenbremsbeläge

Illustrations disc brake pads - Illustrazioni pastiglie freno -

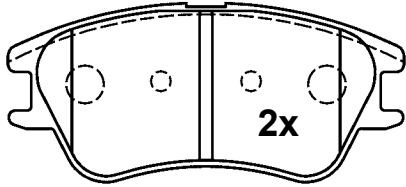
Illustrations plaquettes de frein - Ilustraciones pastillas de freno



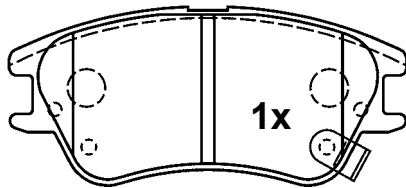
Maßstab - scale - scala - échelle - escala 1:2

13.0460-5829.2 605829

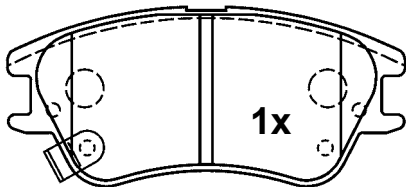
 HYUNDAI



24277 16,0

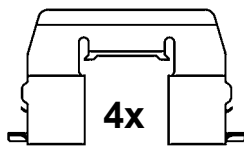


24397 16,0



24398 16,0

104,7 x 47,3 x 16,0



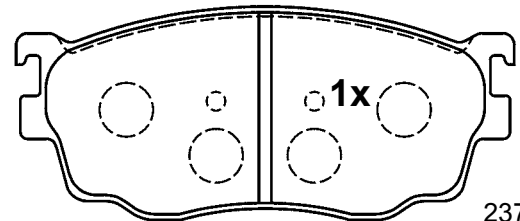
4x

13.0460-5831.2 605831

 MAZDA

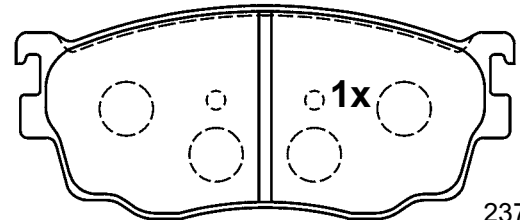


SUM



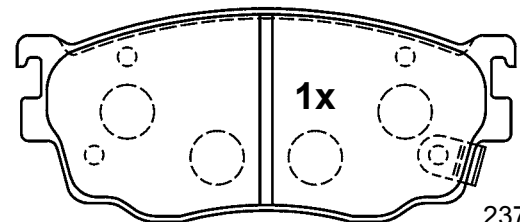
23777 16,0

131,5 x 56,2 x 16,0



23777 16,0

131,5 x 56,2 x 16,0



23778 17,0

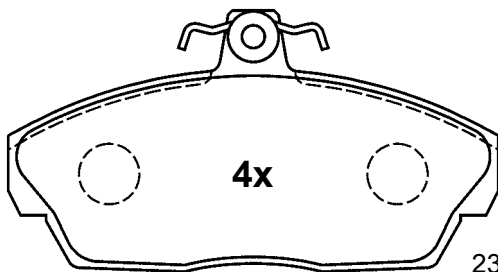
131,5 x 56,2 x 17,0

13.0460-5830.2 605830

 LAND ROVER

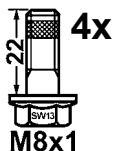


LUC



23158 17,5

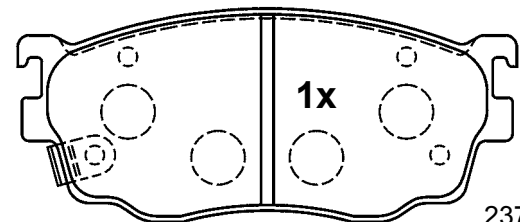
129,1 x 68,7 x 17,5



M8x1



4x

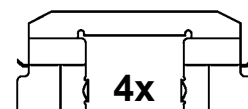


23779 17,0

131,5 x 56,2 x 17,0



4x

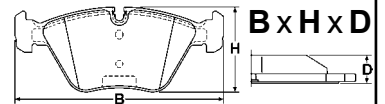


4x

Abbildungen Scheibenbremsbeläge

Illustrations disc brake pads - Illustrazioni pastiglie freno -

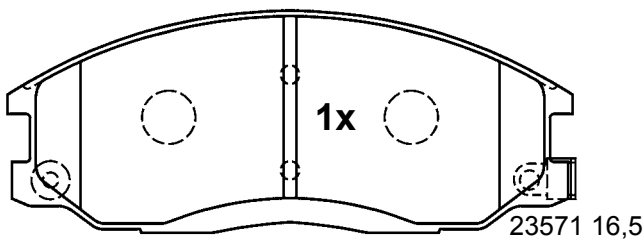
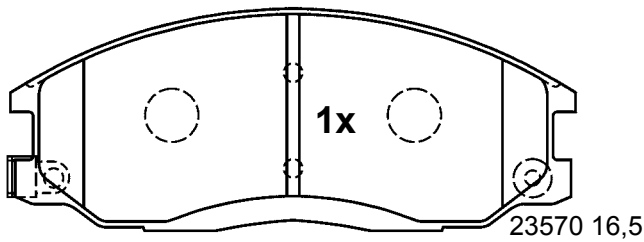
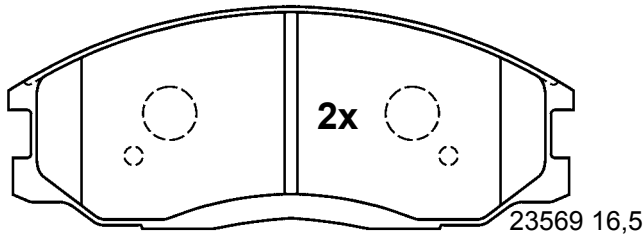
Illustrations plaquettes de frein - Ilustraciones pastillas de freno



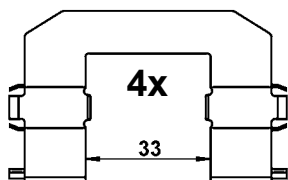
Maßstab - scale - scala - échelle - escala 1:2

13.0460-5832.2 605832

HYUNDAI

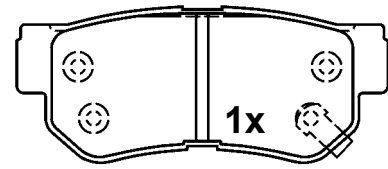
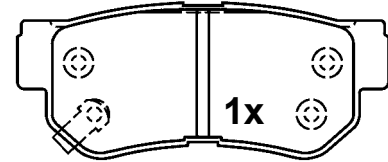
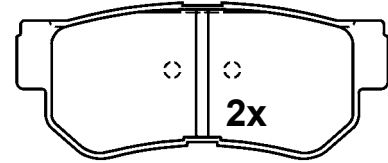


149,0 x 58,1 x 16,5

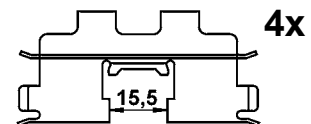
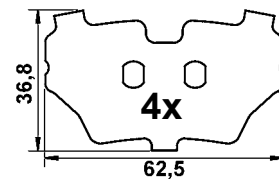


13.0460-5833.2 605833

HYUNDAI, KIA

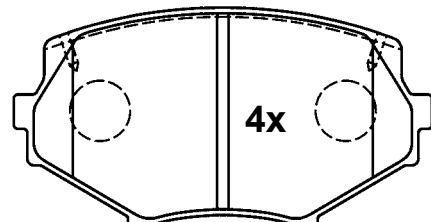


98,6 x 40,9 x 14,4

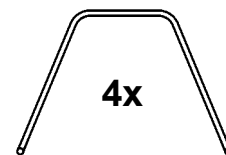
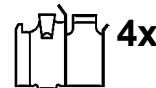


13.0460-5834.2 605834

MAZDA



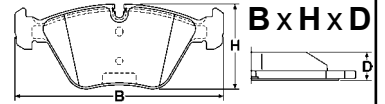
110,1 x 57,2 x 13,0



Abbildungen Scheibenbremsbeläge

Illustrations disc brake pads - Illustrazioni pastiglie freno -

Illustrations plaquettes de frein - Ilustraciones pastillas de freno



Maßstab - scale - scala - échelle - escala 1:2

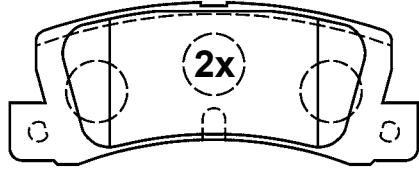
13.0460-5835.2 605835



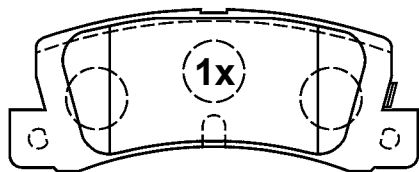
TOYOTA



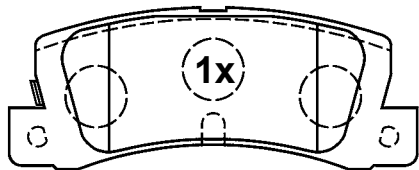
AKE



15,5



20076 15,5



20077 15,5

107,7 x 42,6 x 15,5

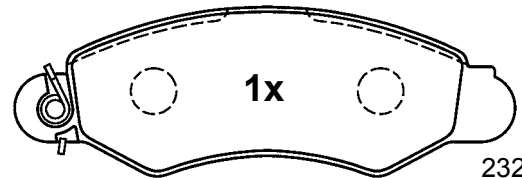
13.0460-5837.2 605837



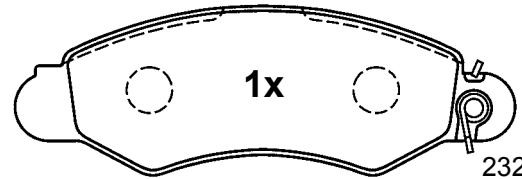
SUBARU, SUZUKI



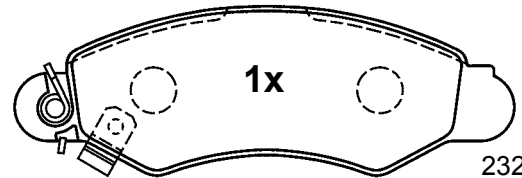
BOS



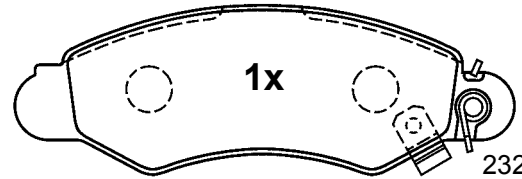
23296 14,5



23297 14,5



23298 14,5



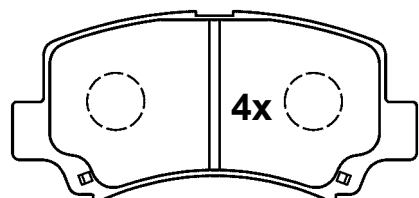
23299 14,5

131,0 x 44,5 x 14,5

13.0460-5836.2 605836



SUZUKI



23662 15,0

106,1 x 50,1 x 15,0



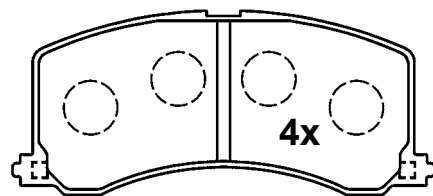
13.0460-5838.2 605838



SUZUKI



AIS



23400 15,5

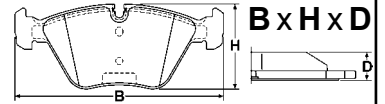
111,5 x 48,7 x 15,5



Abbildungen Scheibenbremsbeläge

Illustrations disc brake pads - Illustrazioni pastiglie freno -

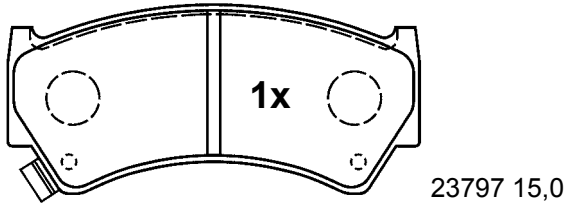
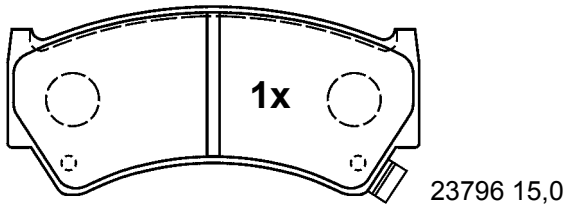
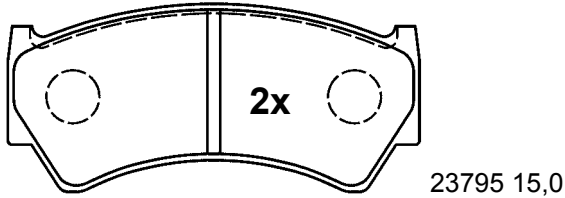
Illustrations plaquettes de frein - Ilustraciones pastillas de freno



Maßstab - scale - scala - échelle - escala 1:2

13.0460-5839.2 605839

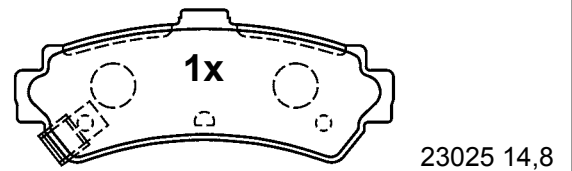
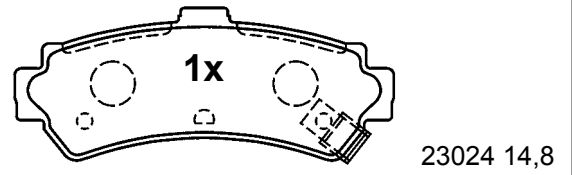
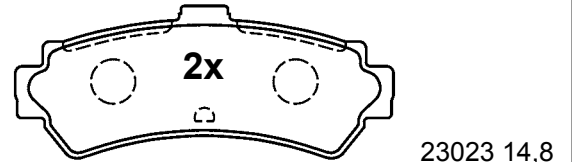
SUZUKI



108,6 x 47,9 x 15,0

13.0460-5841.2 605841

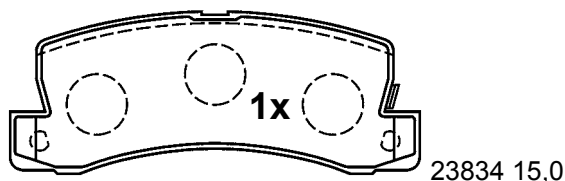
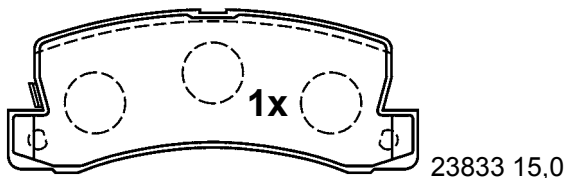
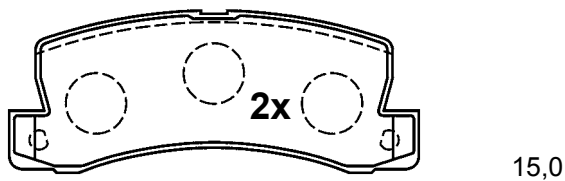
NISSAN



99,4 x 40,1 x 14,8

13.0460-5840.2 605840

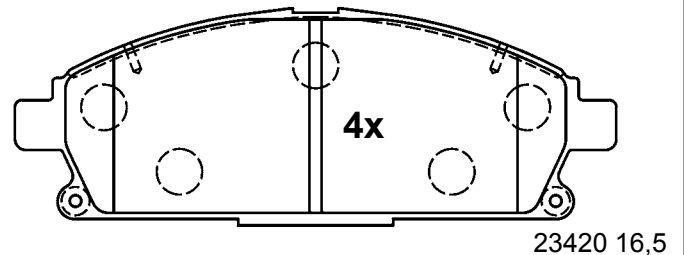
LEXUS, TOYOTA



107,7 x 42,6 x 15,0

13.0460-5842.2 605842

NISSAN

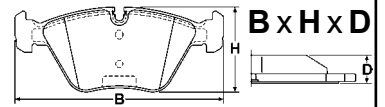


158,8 x 56,3 x 16,5

Abbildungen Scheibenbremsbeläge

Illustrations disc brake pads - Illustrazioni pastiglie freno -

Illustrations plaquettes de frein - Ilustraciones pastillas de freno

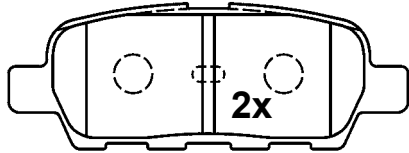


Maßstab - scale - scala - échelle - escala 1:2

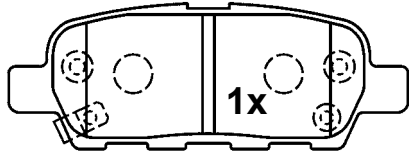
13.0460-5843.2 605843



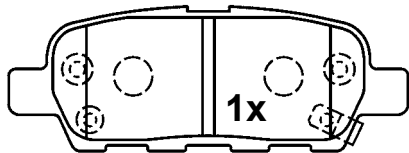
NISSAN, RENAULT



23871 14,3



23872 14,3



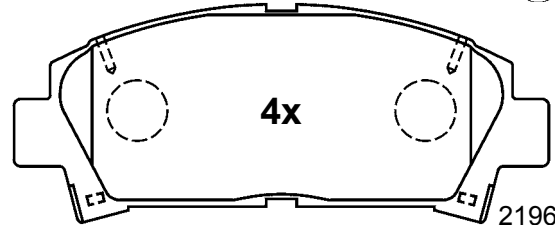
14,3

105,5 x 38,1 x 14,3

13.0460-5845.2 605845



TOYOTA



21961 15,5



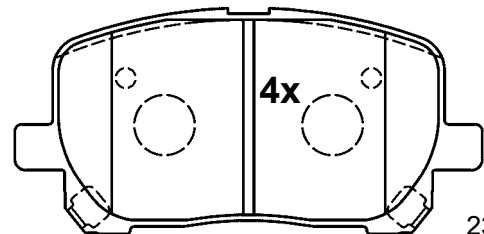
2x

140,9 x 56,0 x 15,5

13.0460-5846.2 605846



TOYOTA



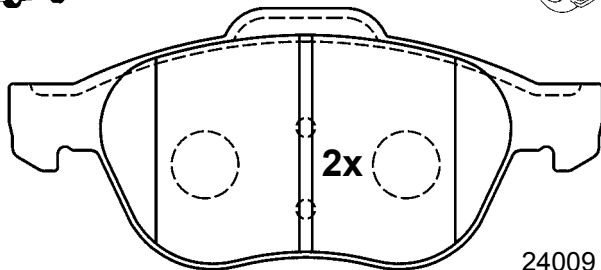
23836 17,0

123,1 x 59,6 x 17,0

13.0460-5844.2 605844

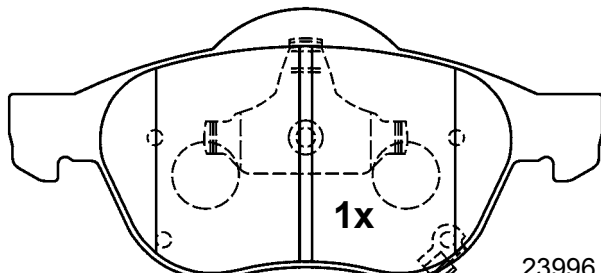


TOYOTA



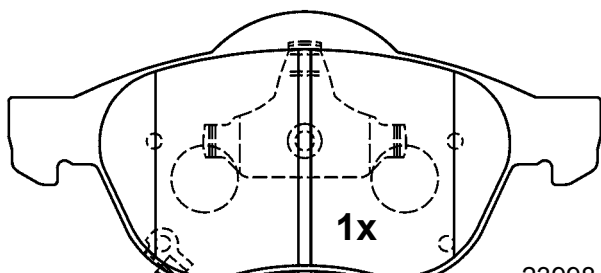
24009 17,5

156,3 x 68,6 x 17,5



23996 17,5

155,1 x 71,1 x 17,5



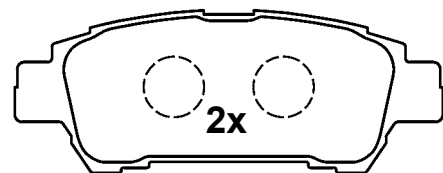
23998 17,5

155,1 x 71,1 x 17,5

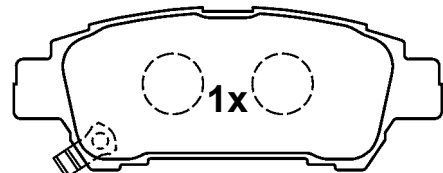
13.0460-5847.2 605847



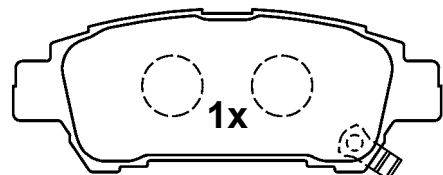
TOYOTA



23646 16,5



23647 16,5



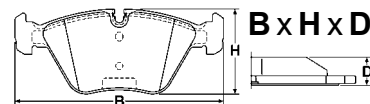
23648 16,5

112,8 x 43,0 x 16,5

Abbildungen Scheibenbremsbeläge

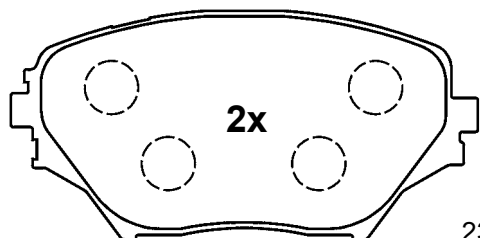
Illustrations disc brake pads - Illustrazioni pastiglie freno -

Illustrations plaquettes de frein - Ilustraciones pastillas de freno

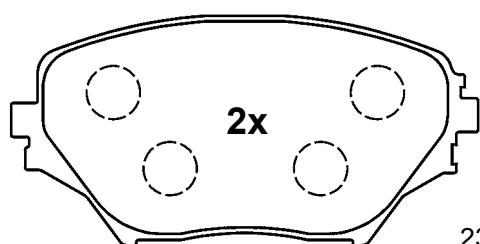


Maßstab - scale - scala - échelle - escala 1:2

13.0460-5848.2 605848



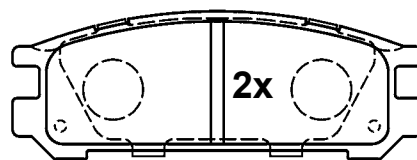
23585 17,4



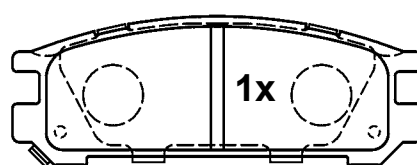
23586 17,4

123,0 x 60,4 x 17,4

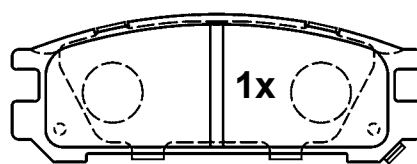
13.0460-5850.2 605850



21703 15,0



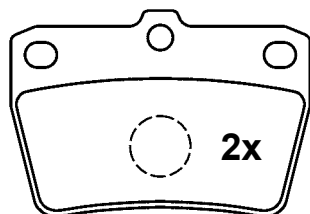
21704 15,0



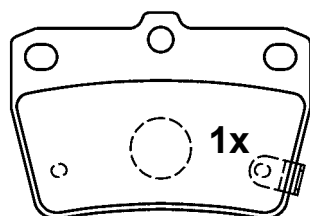
21705 15,0

107,8 x 38,7 x 15,0

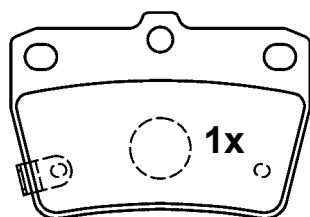
13.0460-5849.2 605849



23656 14,0



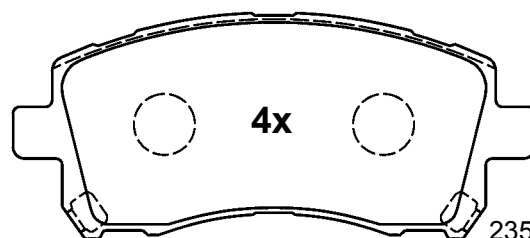
23658 14,0



23657 14,0

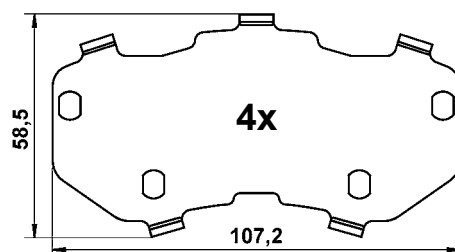
78,5 x 54,1 x 14,0

13.0460-5851.2 605851



23558 17,2

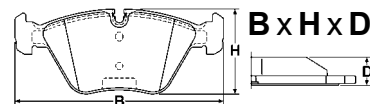
137,7 x 59,6 x 17,2



Abbildungen Scheibenbremsbeläge

Illustrations disc brake pads - Illustrazioni pastiglie freno -

Illustrations plaquettes de frein - Ilustraciones pastillas de freno

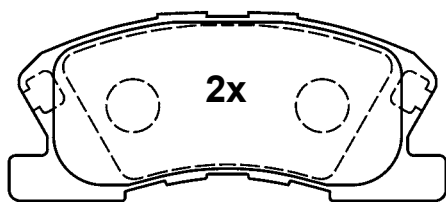


Maßstab - scale - scala - échelle - escala 1:2

13.0460-5852.2 605852

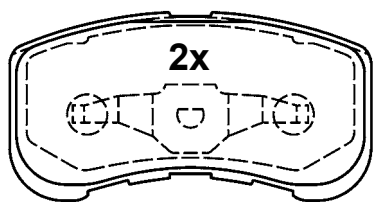


DAIHATSU



115,4 x 49,6 x 15,0

23497 15,0



95,0 x 49,6 x 14,8

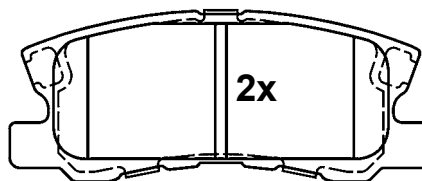
23498 14,8



13.0460-5855.2 605855

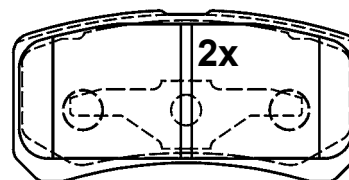


CHRYSLER, CITROEN, JEEP
LANCIA, MITSUBISHI, PEUGEOT



111,3 x 44,8 x 16,0

23582 16,0



91,0 x 44,9 x 16,0

23583 16,0

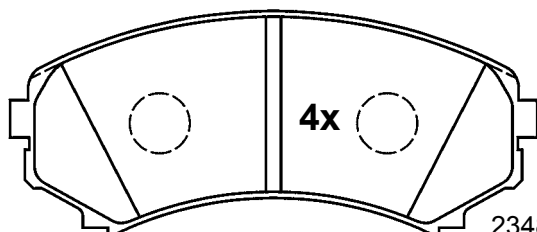
13.0460-5853.2 605853



MITSUBISHI



SUM



139,0 x 58,6 x 15,4

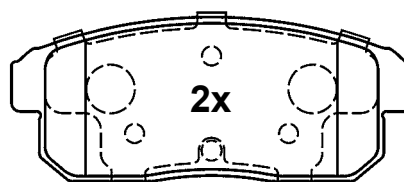
23488 15,4



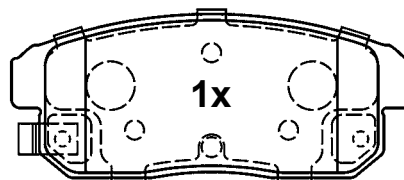
13.0460-5856.2 605856



MAZDA, SUZUKI



24039 14,4



24040 14,4

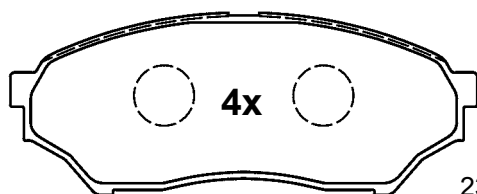
13.0460-5854.2 605854



MITSUBISHI

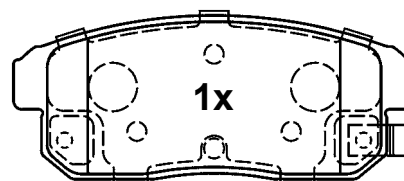


SUM



123,0 x 47,9 x 15,5

23487 15,5



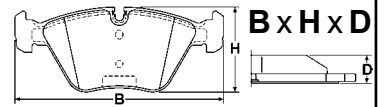
24041 14,4

105,6 x 43,1 x 14,4

Abbildungen Scheibenbremsbeläge

Illustrations disc brake pads - Illustrazioni pastiglie freno -

Illustrations plaquettes de frein - Ilustraciones pastillas de freno

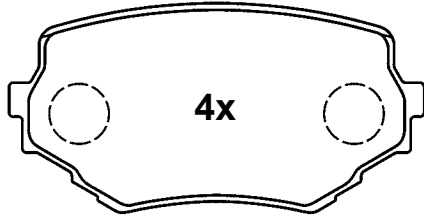


Maßstab - scale - scala - échelle - escala 1:2

13.0460-5857.2 605857

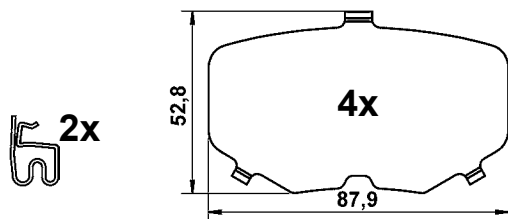
SUZUKI

SUM



23313 15,0

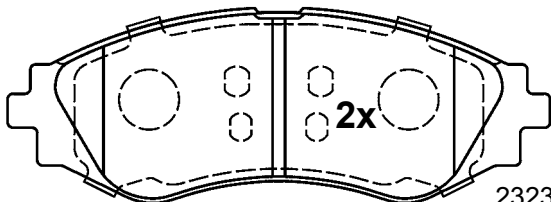
110,1 x 55,0 x 15,0



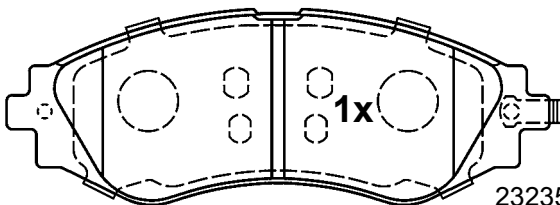
13.0460-5859.2 605859

CHEVROLET, DAEWOO

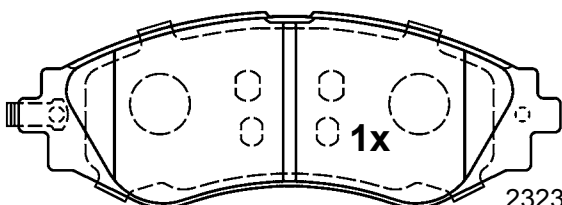
AKE



23234 16,9



23235 16,9

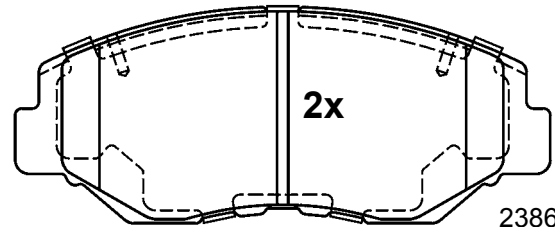


23236 16,9

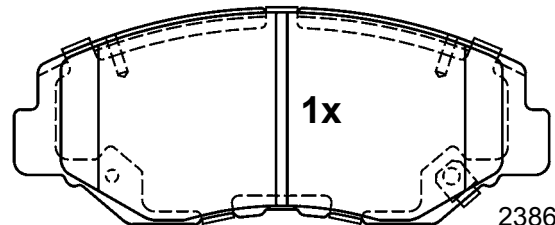
143,0 x 51,2 x 16,9

13.0460-5860.2 605860

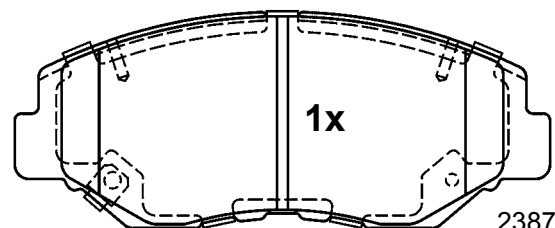
HONDA



23868 17,1

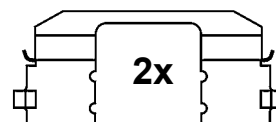
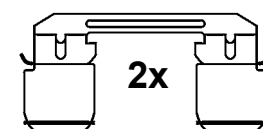
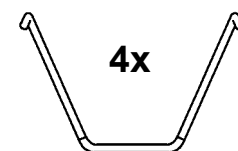


23869 17,1



23870 17,1

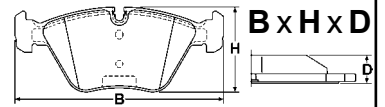
141,7 x 56,7 x 17,1



Abbildungen Scheibenbremsbeläge

Illustrations disc brake pads - Illustrazioni pastiglie freno -

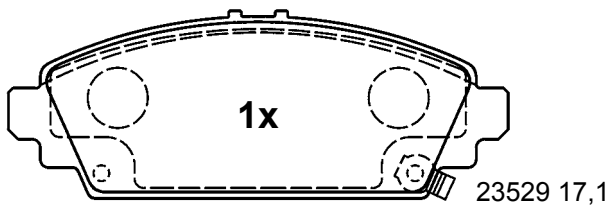
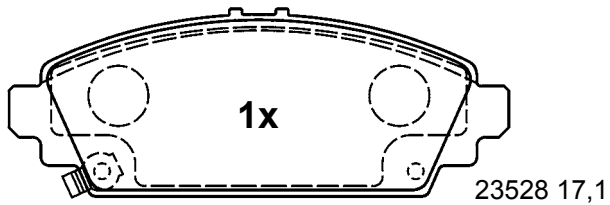
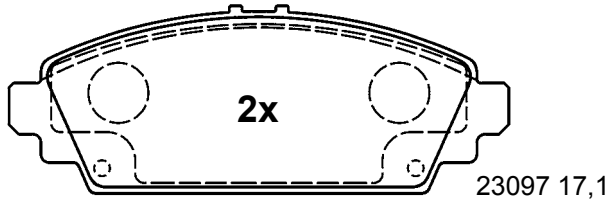
Illustrations plaquettes de frein - Ilustraciones pastillas de freno



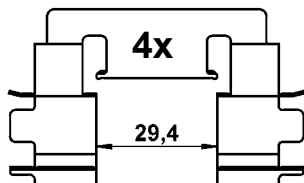
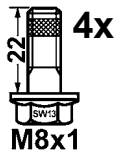
Maßstab - scale - scala - échelle - escala 1:2

13.0460-5861.2 605861

 HONDA

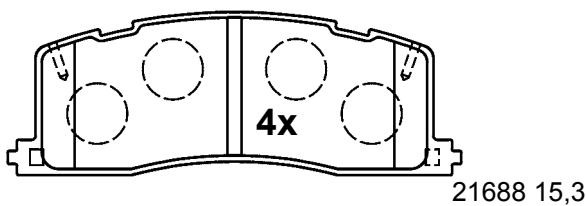


131,7 x 49,2 x 17,1



13.0460-5862.2 605862

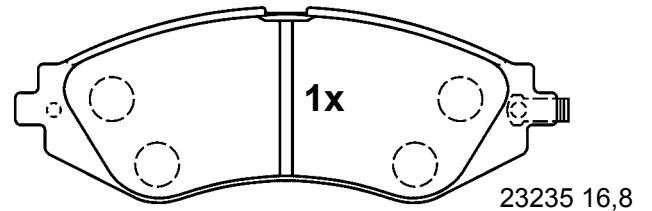
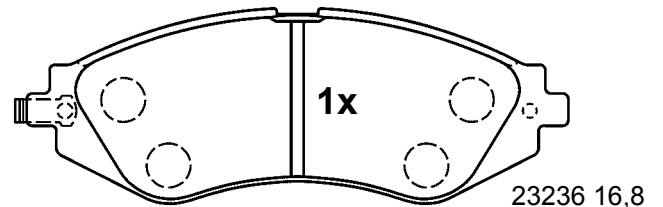
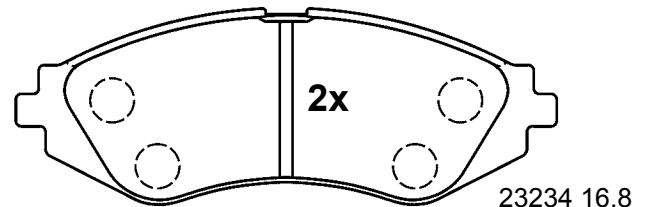
 TOYOTA



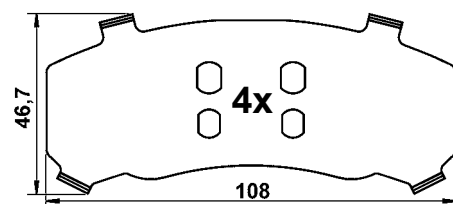
119,7 x 42,8 x 15,3

13.0460-5863.2 605863

 CHEVROLET, DAEWOO



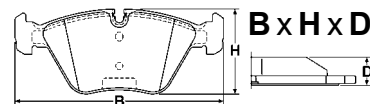
143,0 x 51,4 x 16,8



Abbildungen Scheibenbremsbeläge

Illustrations disc brake pads - Illustrazioni pastiglie freno -

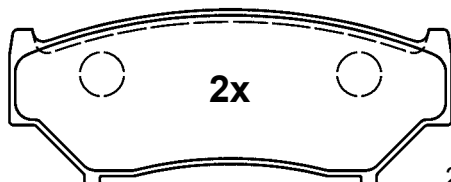
Illustrations plaquettes de frein - Ilustraciones pastillas de freno



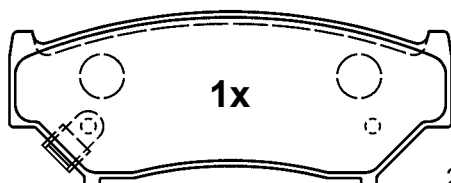
Maßstab - scale - scala - échelle - escala 1:2

13.0460-5864.2 605864

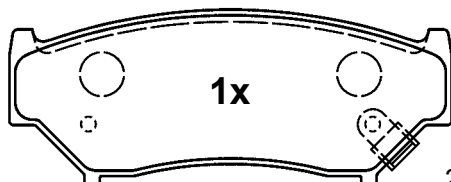
SUZUKI



21907 15,5

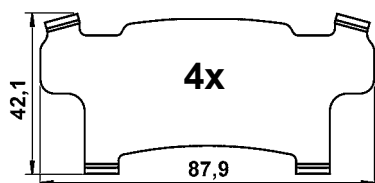


21908 15,5



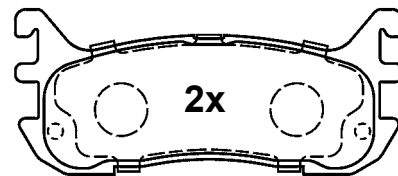
21909 15,5

116,6 x 45,6 x 15,5

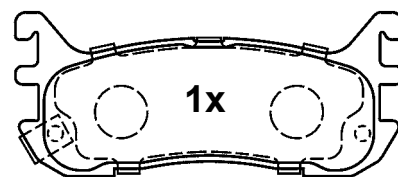


13.0460-5865.2 605865

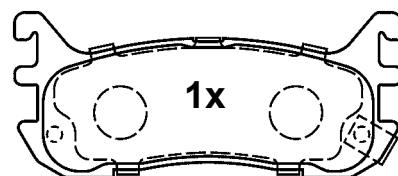
MAZDA



23387 12,6

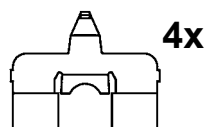


23388 12,6



23389 12,6

102,2 x 43,0 x 12,6



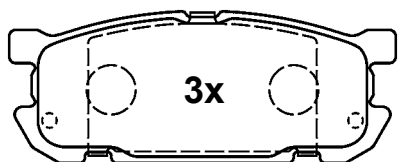
4x



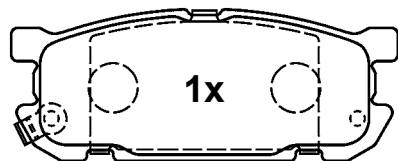
4x

13.0460-5866.2 605866

MAZDA



23876 12,4



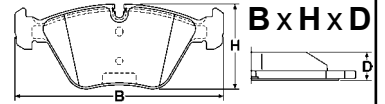
23878 12,4

102,2 x 39,8 x 12,4

Abbildungen Scheibenbremsbeläge

Illustrations disc brake pads - Illustrazioni pastiglie freno -

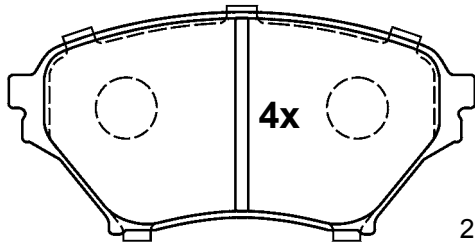
Illustrations plaquettes de frein - Ilustraciones pastillas de freno



Maßstab - scale - scala - échelle - escala 1:2

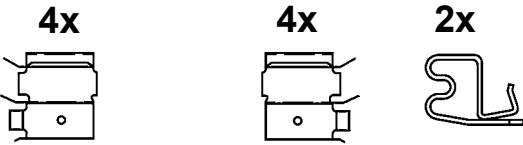
13.0460-5867.2 605867

MAZDA



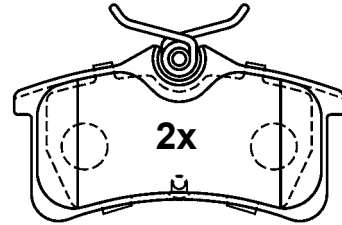
23863 14,3

123,1 x 58,5 x 14,3

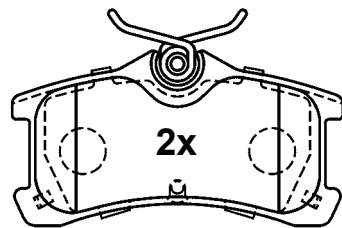


13.0460-5869.2 605869

TOYOTA



24013 14,9



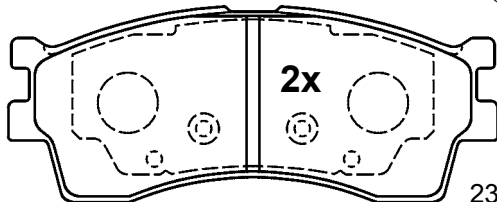
24020 14,9

87,0 x 46,0 x 14,9

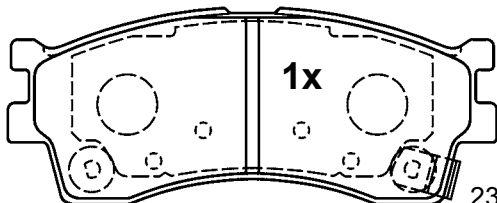


13.0460-5868.2 605868

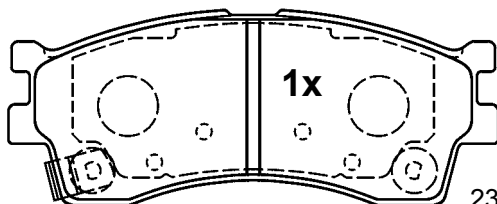
KIA



23873 15,8



23874 15,8

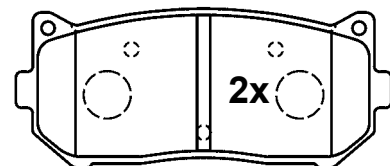


23875 15,8

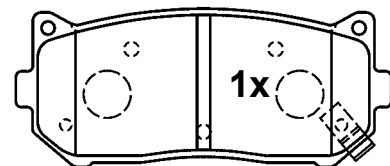
129,0 x 51,3 x 15,8

13.0460-5871.2 605871

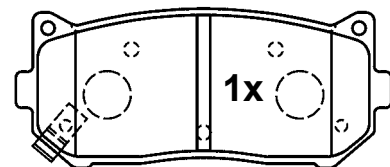
KIA



23455 13,7



23456 13,7



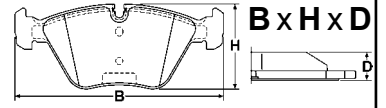
23457 13,7

98,8 x 41,8 x 13,7

Abbildungen Scheibenbremsbeläge

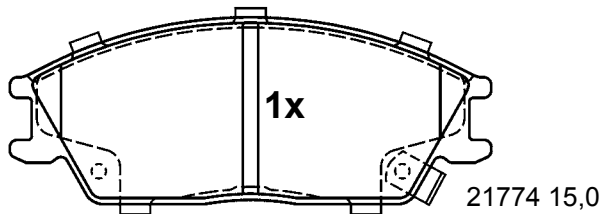
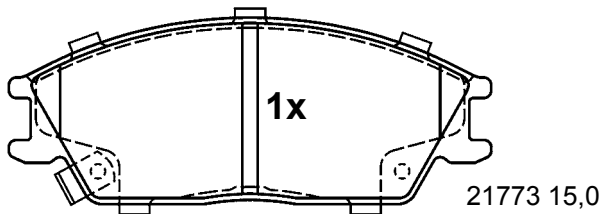
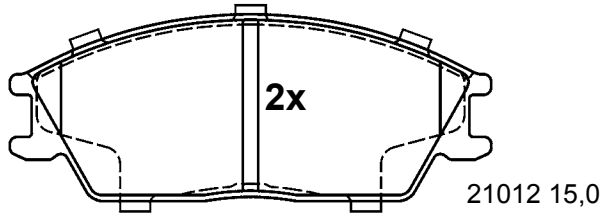
Illustrations disc brake pads - Illustrazioni pastiglie freno -

Illustrations plaquettes de frein - Ilustraciones pastillas de freno

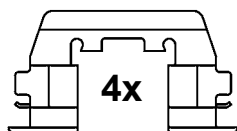


Maßstab - scale - scala - échelle - escala 1:2

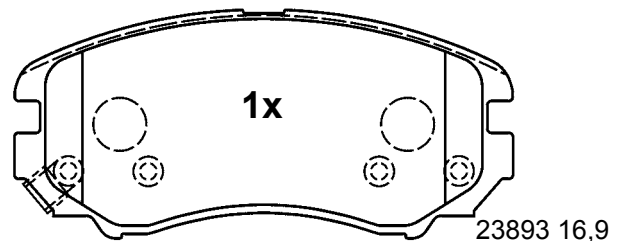
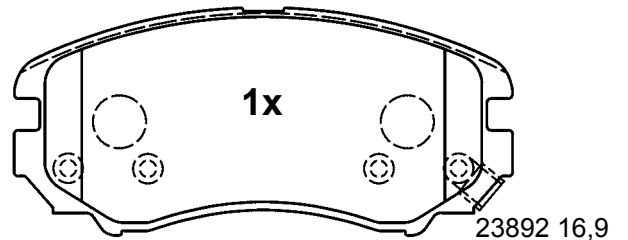
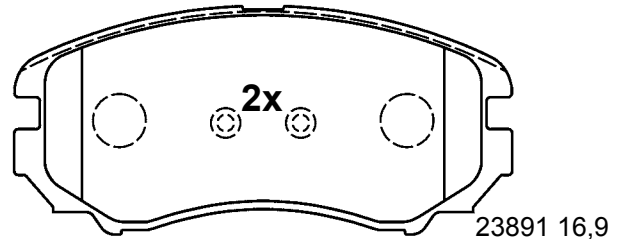
13.0460-5872.2 605872



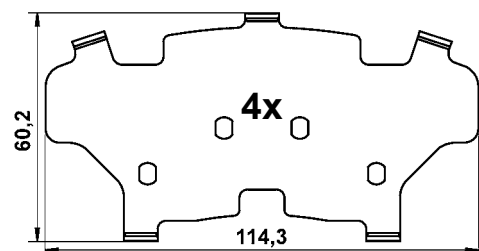
127,5 x 49,0 x 15,0



13.0460-5873.2 605873



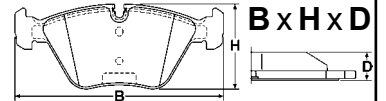
131,5 x 60,3 x 16,9



Abbildungen Scheibenbremsbeläge

Illustrations disc brake pads - Illustrazioni pastiglie freno -

Illustrations plaquettes de frein - Ilustraciones pastillas de freno



Maßstab - scale - scala - échelle - escala 1:2

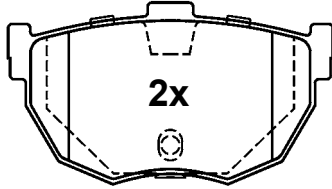
13.0460-5874.2 605874



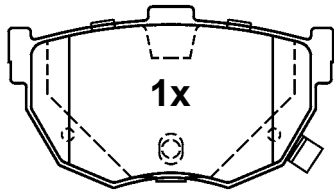
HYUNDAI, KIA



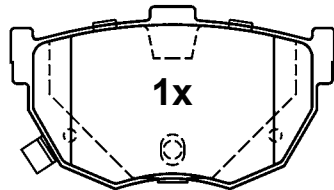
SUM



21553 14,0

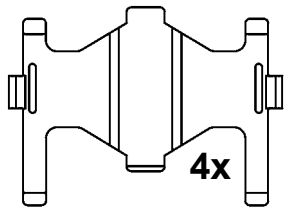


21554 14,0



21555 14,0

85,3 x 46,6 x 14,0



4x

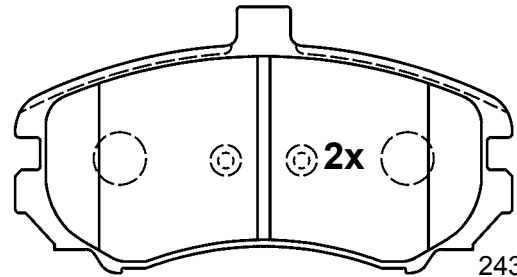
13.0460-5876.2 605876



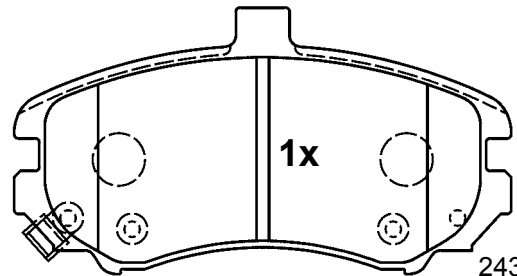
HYUNDAI



MAN



24369 17,2



24374 17,2

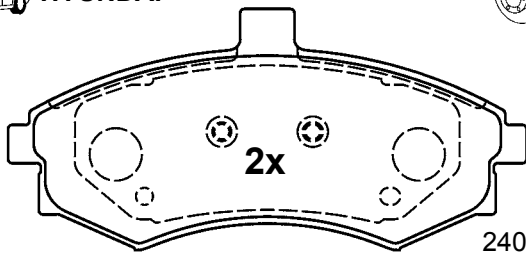
13.0460-5875.2 605875



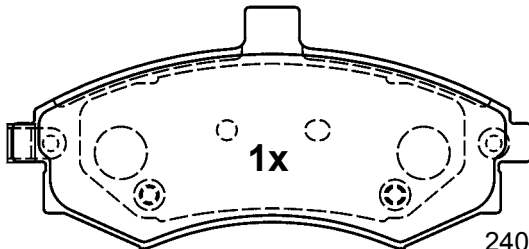
HYUNDAI



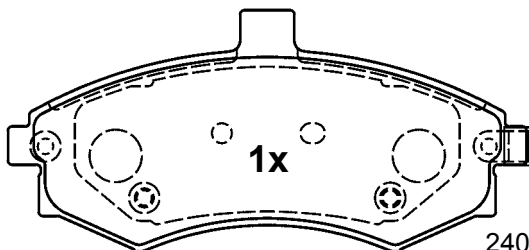
MAN



24033 17,7

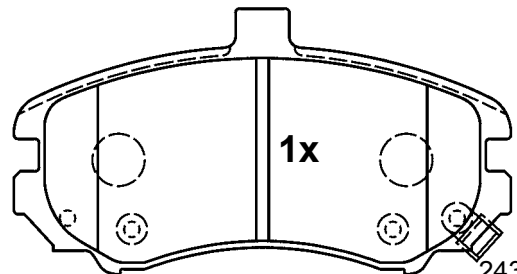


24031 17,7



24032 17,7

137,3 x 63,5 x 17,7



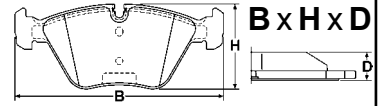
24373 17,2

131,2 x 70,1 x 17,2

Abbildungen Scheibenbremsbeläge

Illustrations disc brake pads - Illustrazioni pastiglie freno -

Illustrations plaquettes de frein - Ilustraciones pastillas de freno

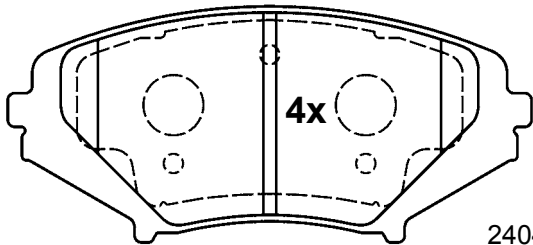


Maßstab - scale - scala - échelle - escala 1:2

13.0460-5877.2 605877

MAZDA

SUM



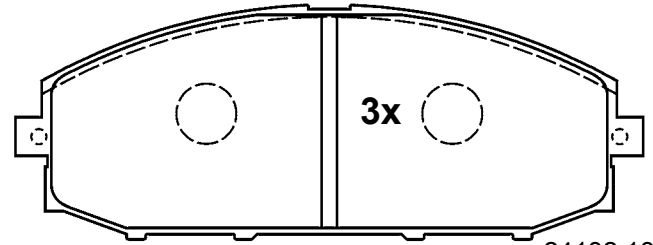
24042 16,3

137,9 x 62,1 x 16,3

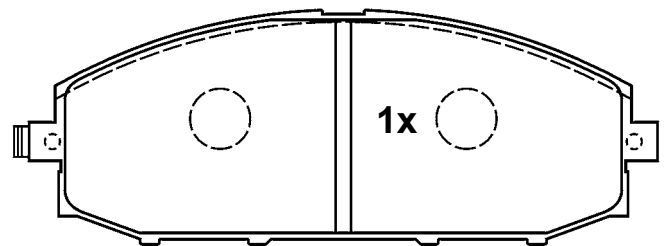
13.0460-5879.2 605879

NISSAN

AKE



24132 18,8

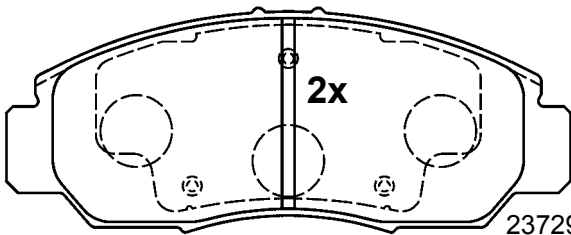


23611 18,8

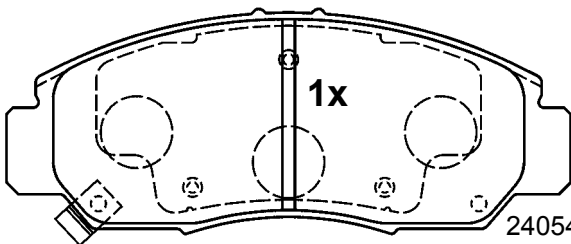
165,8 x 61,4 x 18,8

13.0460-5878.2 605878

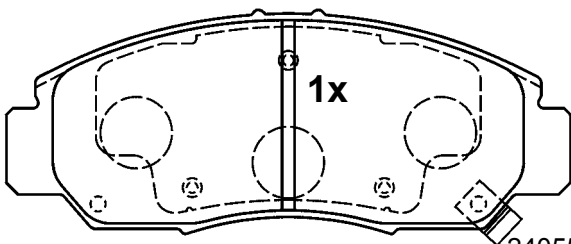
HONDA



23729 16,2



24054 16,2

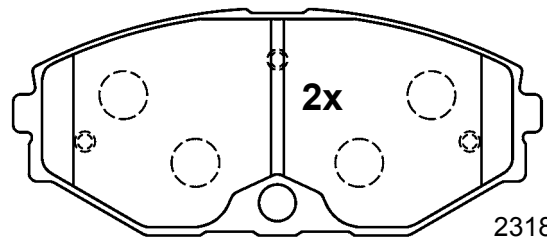


24055 16,2

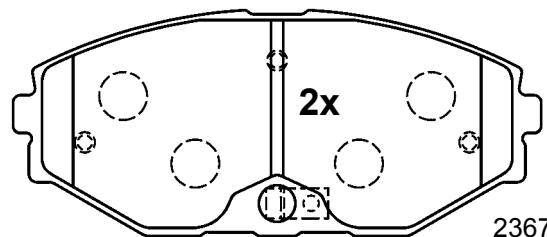
148,7 x 59,0 x 16,2

13.0460-5880.2 605880

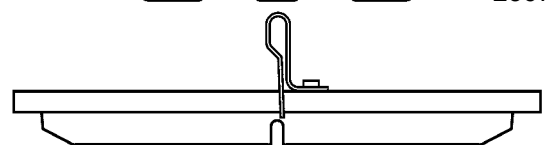
NISSAN



23184 14,8
(23185)



23672 14,8

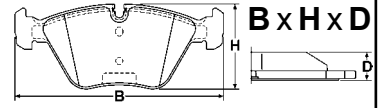


139,1 x 59,5 x 14,8

Abbildungen Scheibenbremsbeläge

Illustrations disc brake pads - Illustrazioni pastiglie freno -

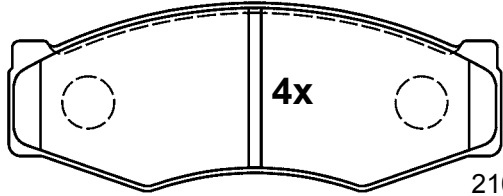
Illustrations plaquettes de frein - Ilustraciones pastillas de freno



Maßstab - scale - scala - échelle - escala 1:2

13.0460-5881.2 605881

NISSAN

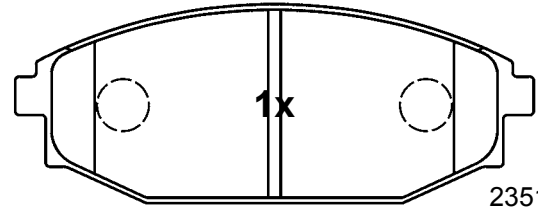


21099 17,0

130,0 x 49,5 x 17,0

13.0460-5885.2 605885

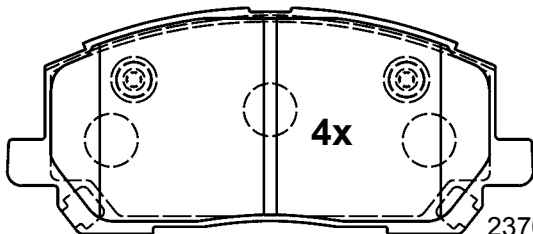
HYUNDAI, MITSUBISHI



23518 17,0

13.0460-5882.2 605882

LEXUS

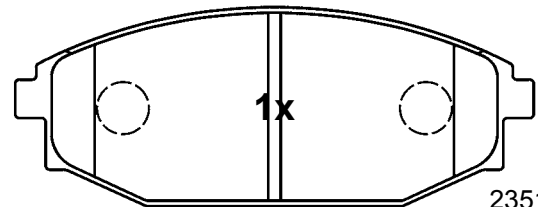


23703 17,9

138,7 x 59,6 x 17,9



2x



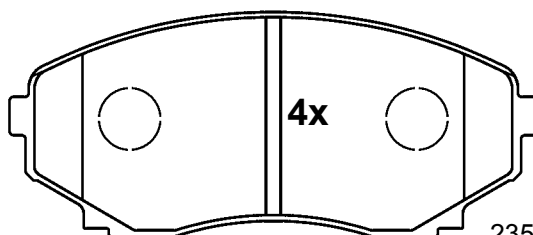
23518 17,0

13.0460-5884.2 605884

MAZDA

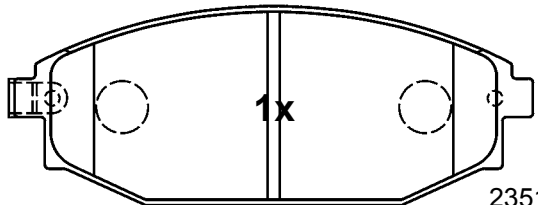


SUMO

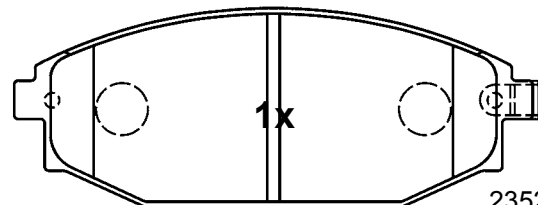


23515 15,8

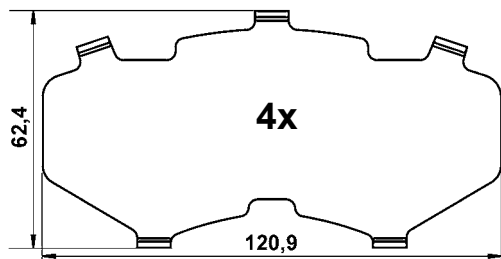
139,2 x 60,2 x 15,8



23519 17,0



23520 17,0



4x

62,4

120,9

137,1 x 52,4 x 17,0



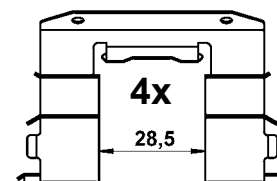
4x



2x



4x



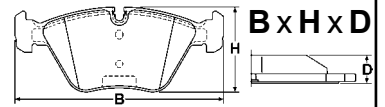
4x

28,5

Abbildungen Scheibenbremsbeläge

Illustrations disc brake pads - Illustrazioni pastiglie freno -

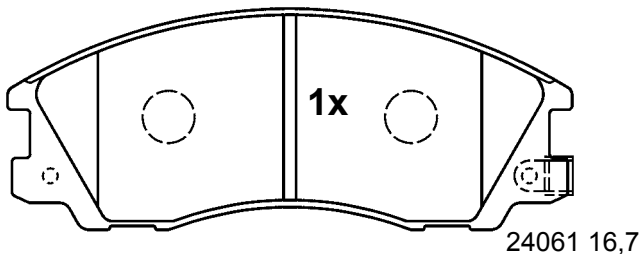
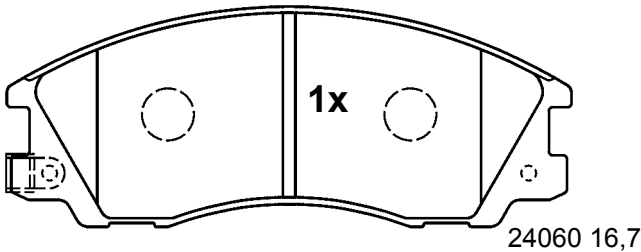
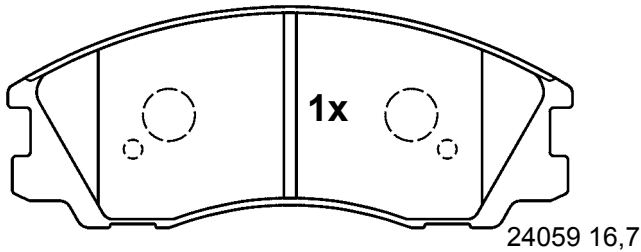
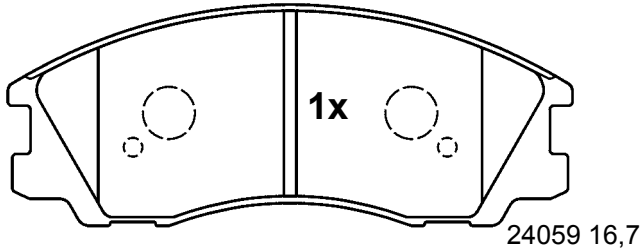
Illustrations plaquettes de frein - Ilustraciones pastillas de freno



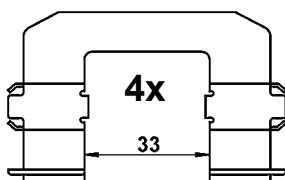
Maßstab - scale - scala - échelle - escala 1:2

13.0460-5886.2 605886

HYUNDAI

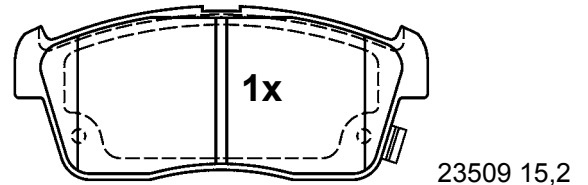
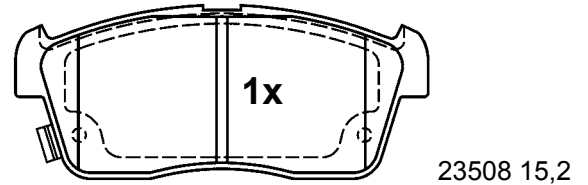
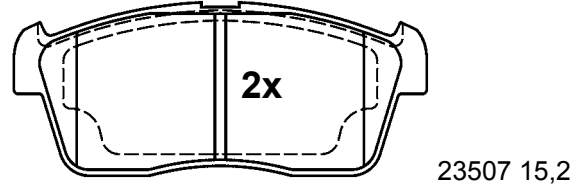


148,8 x 58,0 x 16,7



13.0460-5887.2 605887

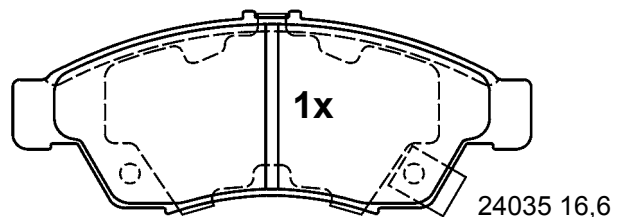
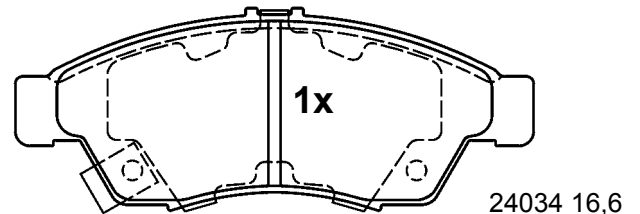
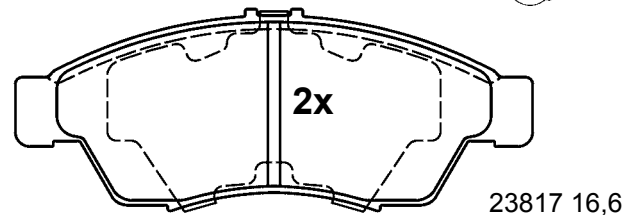
DAIHATSU, NISSAN, SUBARU, SUZUKI



108,4 x 45,6 x 15,2

13.0460-5888.2 605888

SUZUKI

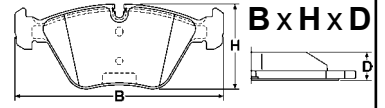


136,5 x 53,3 x 16,6

Abbildungen Scheibenbremsbeläge

Illustrations disc brake pads - Illustrazioni pastiglie freno -

Illustrations plaquettes de frein - Ilustraciones pastillas de freno



Maßstab - scale - scala - échelle - escala 1:2

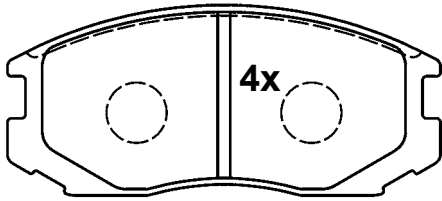
13.0460-5889.2 605889



MITSUBISHI




SUM



21650 15,0

114,1 x 50,0 x 15,0



2x

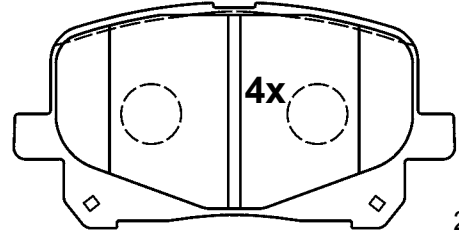
13.0460-5891.2 605891



TOYOTA



AKE



23513 17,0

116,6 x 59,4 x 17,0

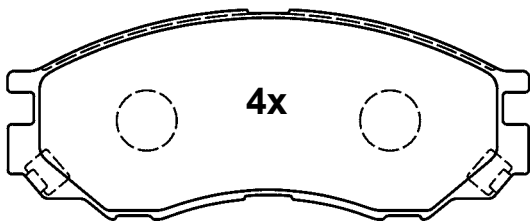
13.0460-5890.2 605890



MITSUBISHI



AKE



23290 15,5

137,6 x 55,1 x 15,5



2x

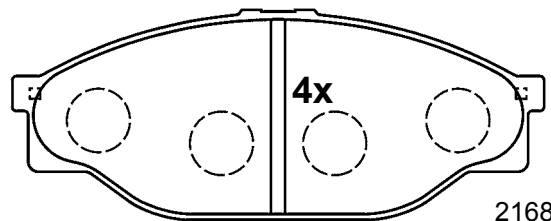
13.0460-5892.2 605892



TOYOTA



AKE



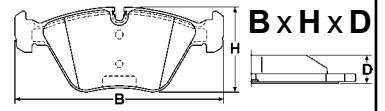
21689 15,5

140,1 x 54,9 x 15,5

Abbildungen Scheibenbremsbeläge

Illustrations disc brake pads - Illustrazioni pastiglie freno -

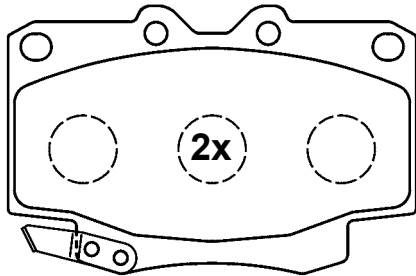
Illustrations plaquettes de frein - Ilustraciones pastillas de freno



Maßstab - scale - scala - échelle - escala 1:2

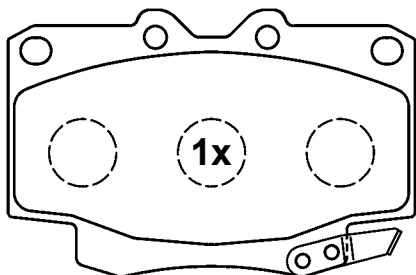
13.0460-5893.2 605893

TOYOTA



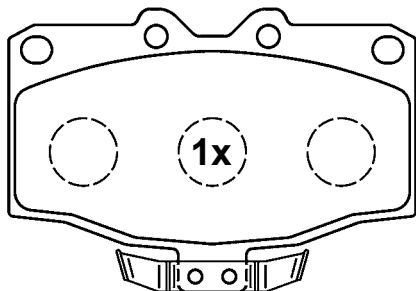
21777 14,7

107,0 x 69,9 x 14,7



21778 14,7

107,0 x 69,9 x 14,7

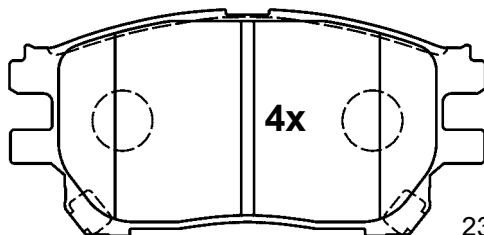


21779 14,7

107,0 x 74,6 x 14,7

13.0460-5894.2 605894

TOYOTA

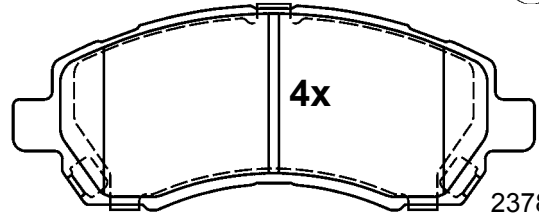


23759 17,0

125,6 x 59,5 x 17,0

13.0460-5895.2 605895

SUBARU

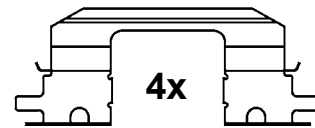


23780 16,7

137,8 x 53,8 x 16,7



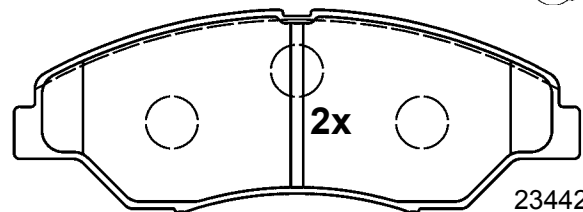
2x



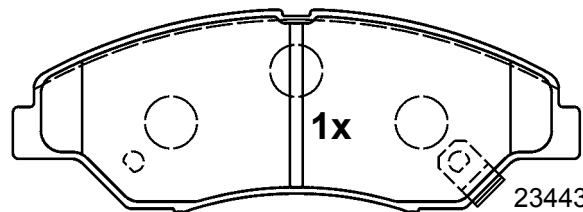
4x

13.0460-5896.2 605896

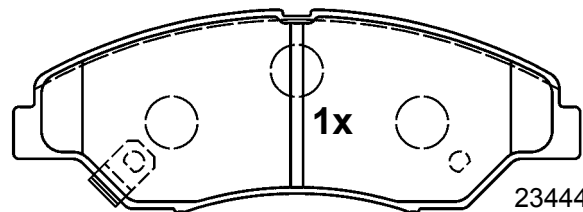
KIA



23442 15,3

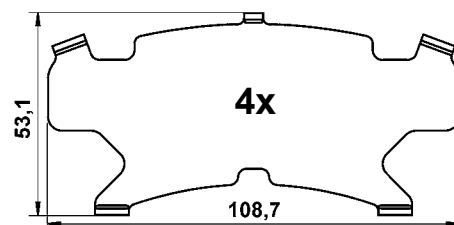


23443 15,3



23444 15,3

149,0 x 52,9 x 15,3

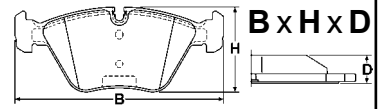


4x

Abbildungen Scheibenbremsbeläge

Illustrations disc brake pads - Illustrazioni pastiglie freno -

Illustrations plaquettes de frein - Ilustraciones pastillas de freno

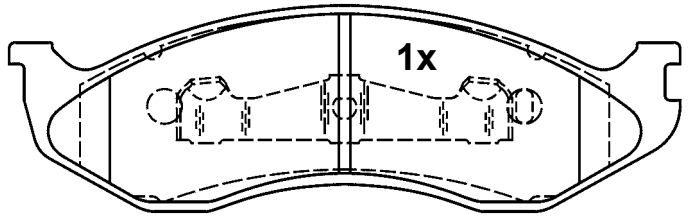


Maßstab - scale - scala - échelle - escala 1:2

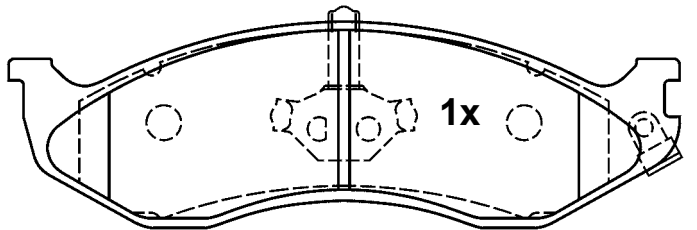
13.0460-5897.2 605897



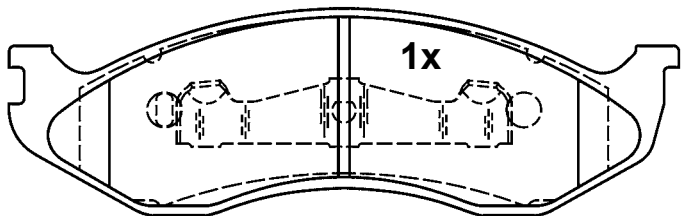
KIA



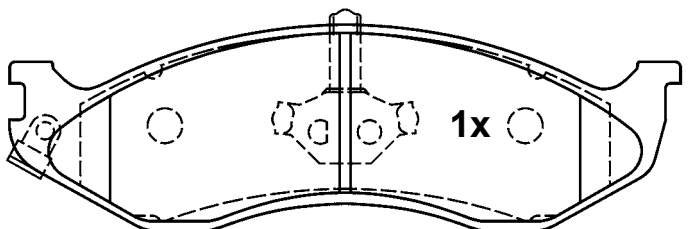
21825 17,5



21823 17,5



21824 17,5



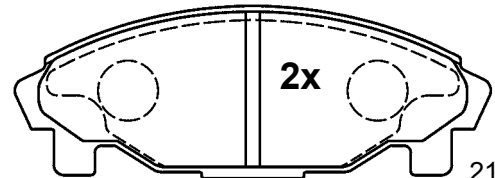
21822 17,5

177,0 x 54,3 x 17,5

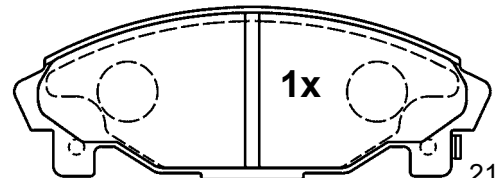
13.0460-5898.2 605898



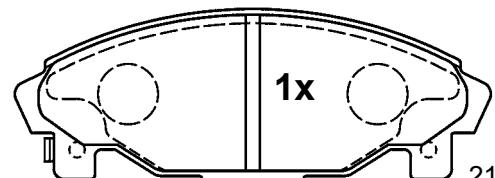
DAIHATSU



21952 15,0



21953 15,0



21954 15,0

125,5 x 45,2 x 15,0

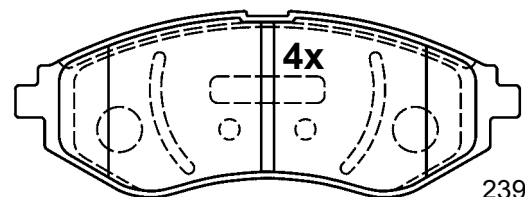
13.0460-5899.2 605899



CHEVROLET, DAEWOO



AKE



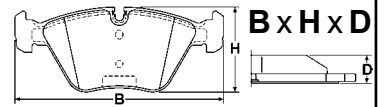
23974 17,6

133,1 x 48,9 x 17,6

Abbildungen Scheibenbremsbeläge

Illustrations disc brake pads - Illustrazioni pastiglie freno -

Illustrations plaquettes de frein - Ilustraciones pastillas de freno



Maßstab - scale - scala - échelle - escala 1:2

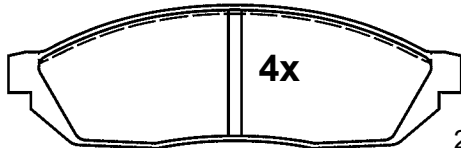
13.0460-5916.2 605916



HONDA, SUZUKI



AKE



20731 15,3

119,4 x 38,2 x 15,3

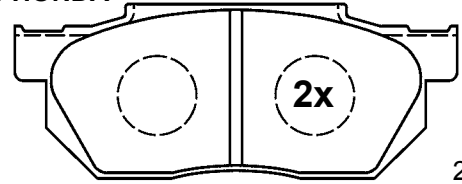
13.0460-5919.2 605919



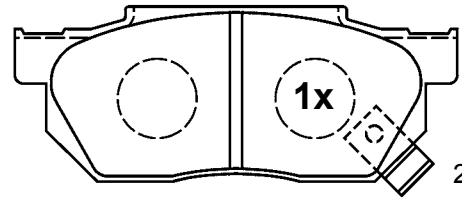
HONDA



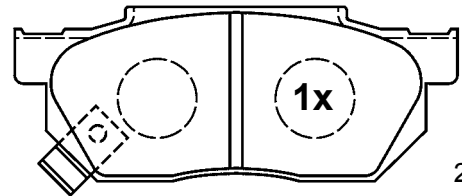
AKE



20959 15,0



20193 15,0



20194 15,0

115,8 x 45,0 x 15,0

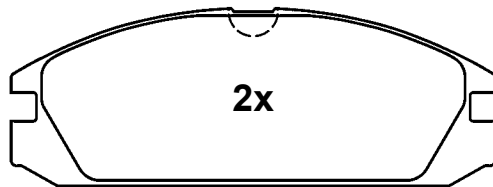
13.0460-5918.2 605918



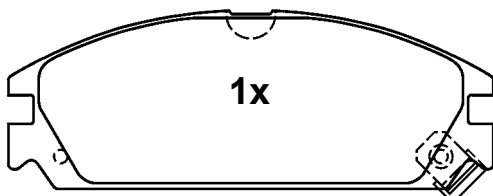
HONDA



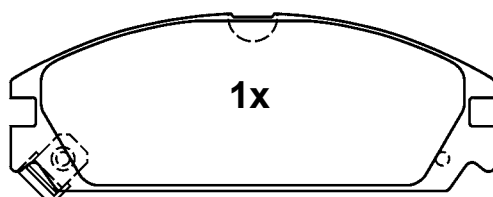
AKE



20099 15,0



20104 15,0



20108 15,0

127,7 x 48,7 x 15,0

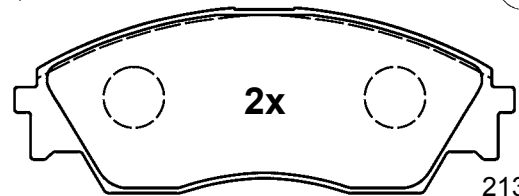
13.0460-5920.2 605920



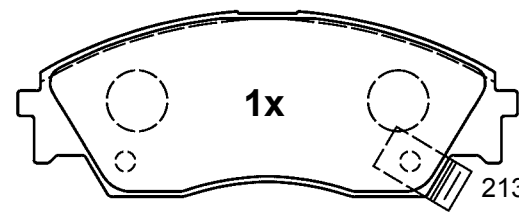
HONDA



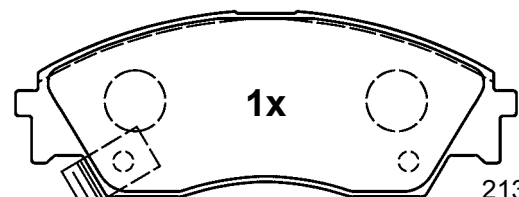
AKE



21322 15,0



21323 15,0



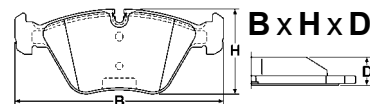
21324 15,0

132,2 x 50,0 x 15,0

Abbildungen Scheibenbremsbeläge

Illustrations disc brake pads - Illustrazioni pastiglie freno -

Illustrations plaquettes de frein - Ilustraciones pastillas de freno



Maßstab - scale - scala - échelle - escala 1:2

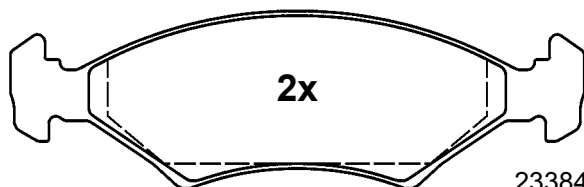
13.0460-5923.2 605923



KIA

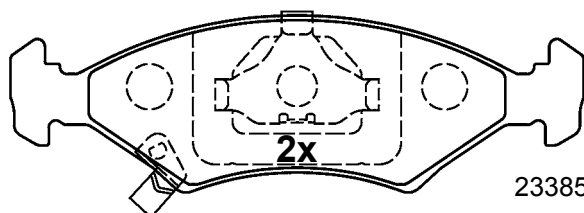


AKE



2x

23384 18,4



2x

23385 18,3

151,3 x 46,4 x 18,3

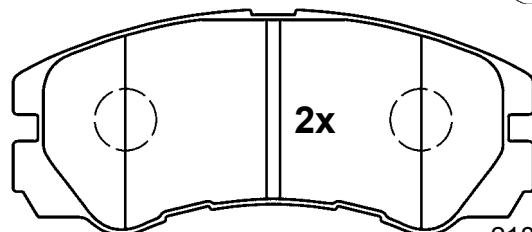
13.0460-5926.2 605926



ISUZU, OPEL, VAUXHALLI

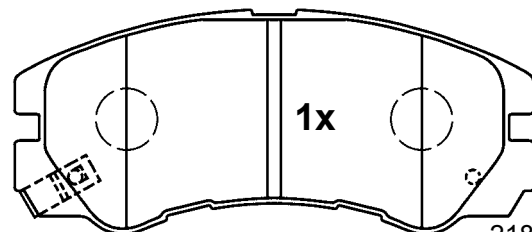


AKE



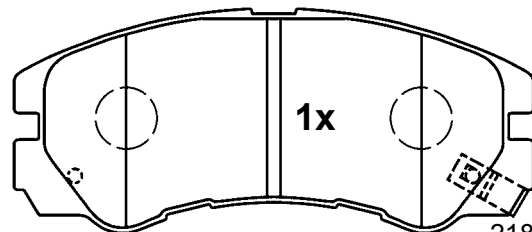
2x

21845 16,5



1x

21846 16,5



1x

21847 16,5

137,7 x 58,6 x 16,5

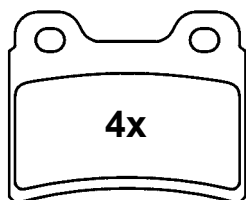
13.0460-5924.2 605924



KIA



ATE



4x

21832 14,9

61,7 x 51,1 x 14,9

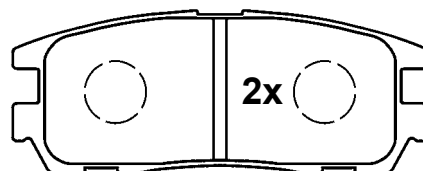
13.0460-5927.2 605927



ISUZU, OPEL, VAUXHALL

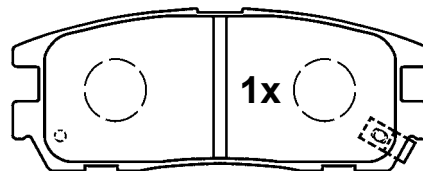


AKE



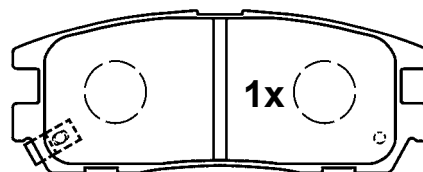
2x

21875 16,0



1x

21876 16,0



1x

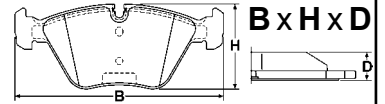
21877 16,0

109,6 x 42,8 x 16,0

Abbildungen Scheibenbremsbeläge

Illustrations disc brake pads - Illustrazioni pastiglie freno -

Illustrations plaquettes de frein - Ilustraciones pastillas de freno



Maßstab - scale - scala - échelle - escala 1:2

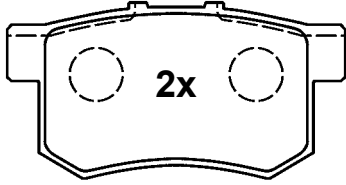
13.0460-5929.2 605929



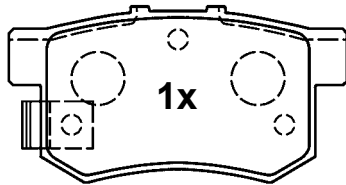
HONDA, MG, ROVER, SUZUKI



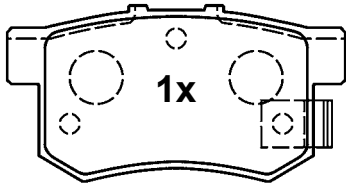
AKE



21719 15,0



21720 15,0



21721 15,0

88,9 x 47,1 x 15,0

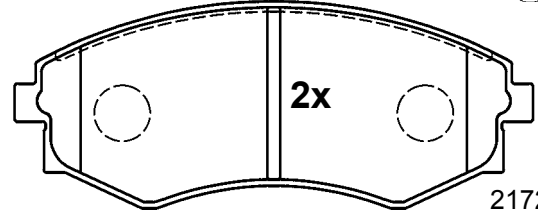
13.0460-5933.2 605933



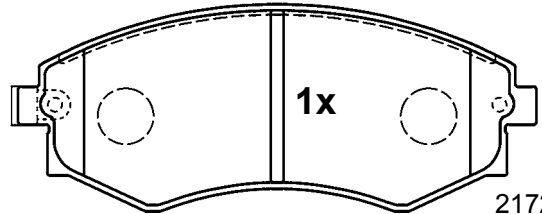
HYUNDAI, KIA, NISSAN



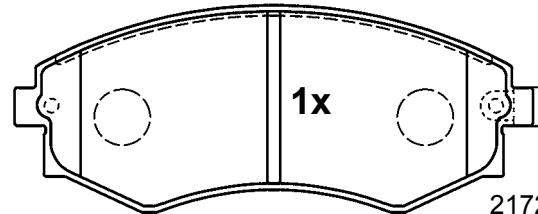
AKE



21725 16,8



21726 16,8



21727 16,8

137,0 x 54,5 x 16,8

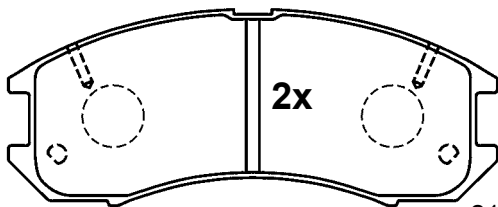
13.0460-5932.2 605932



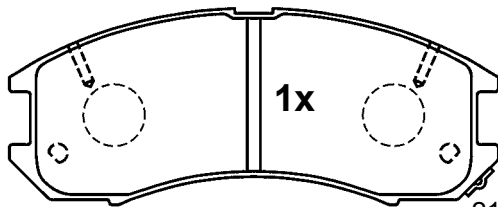
FORD, MAZDA



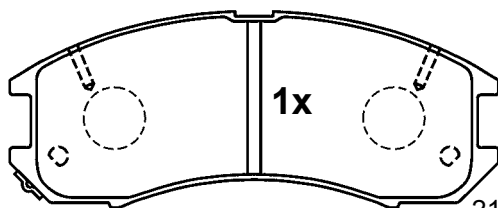
AKE



21378 15,0



21379 16,0



21380 16,0

130,0 x 52,5 x 16,0

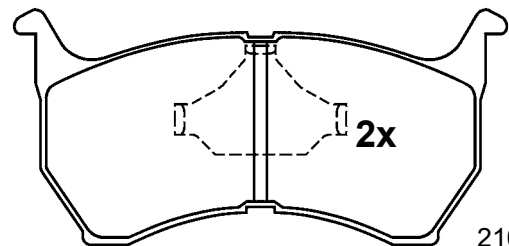
13.0460-5934.2 605934



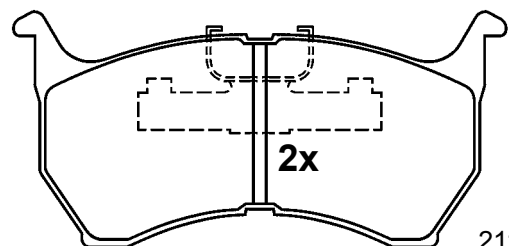
MAZDA



AKE



21041 15,0



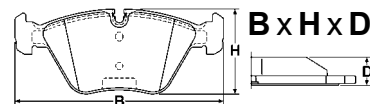
21168 15,0

130,0 x 61,2 x 15,0

Abbildungen Scheibenbremsbeläge

Illustrations disc brake pads - Illustrazioni pastiglie freno -

Illustrations plaquettes de frein - Ilustraciones pastillas de freno

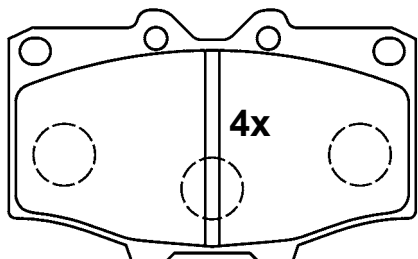


Maßstab - scale - scala - échelle - escala 1:2

13.0460-5935.2 605935

TOYOTA

SUM



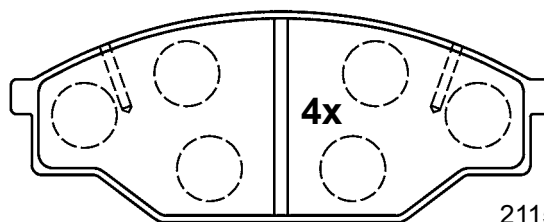
20852 15,5

107,1 x 65,7 x 15,5

13.0460-5938.2 605938

TOYOTA, VOLKSWAGEN

AKE

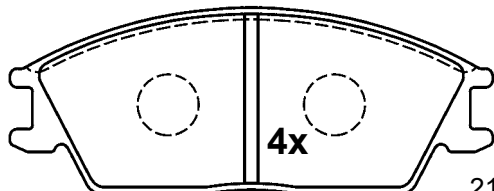


21158 15,5

13.0460-5936.2 605936

HONDA, HYUNDAI

AKE



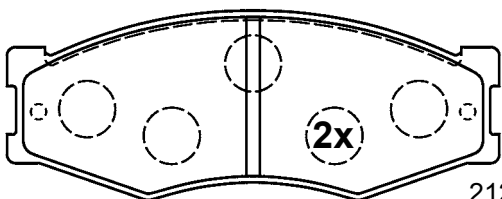
21012 15,0

127,5 x 49,0 x 15,0

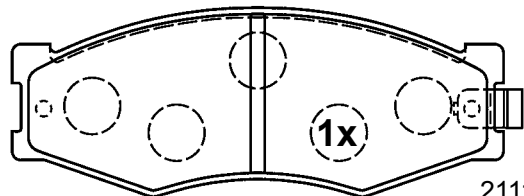
13.0460-5937.2 605937

NISSAN

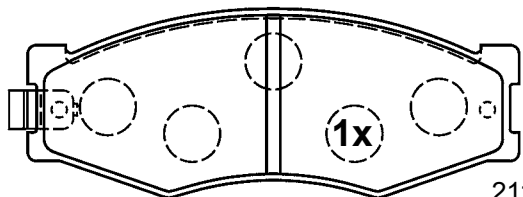
AKE



21229 17,0



21119 17,0



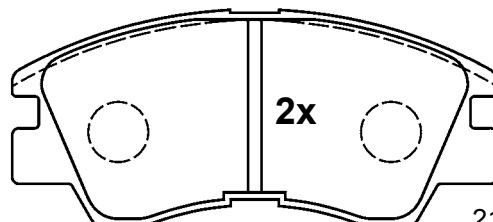
21130 17,0

130,2 x 49,7 x 17,0

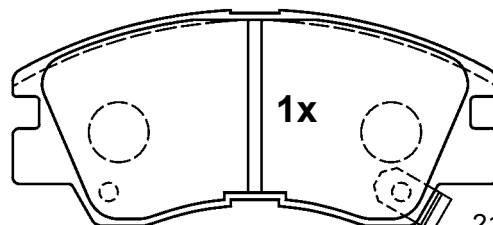
13.0460-5940.2 605940

MITSUBISHI

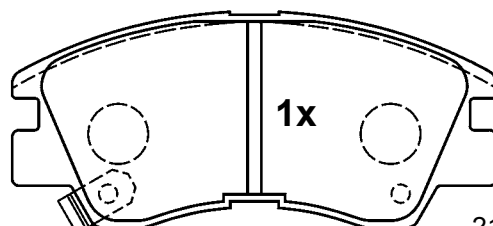
SUM



21375 16,0



21373 16,0



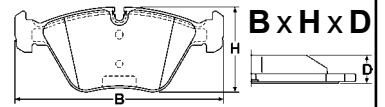
21374 16,0

127,9 x 57,1 x 16,0

Abbildungen Scheibenbremsbeläge

Illustrations disc brake pads - Illustrazioni pastiglie freno -

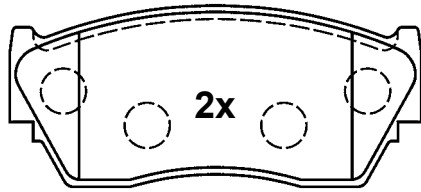
Illustrations plaquettes de frein - Ilustraciones pastillas de freno



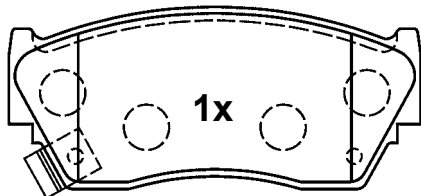
Maßstab - scale - scala - échelle - escala 1:2

13.0460-5941.2 605941

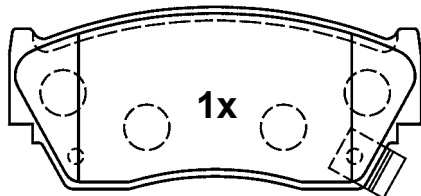
NISSAN



21657 16,4



21658 16,4

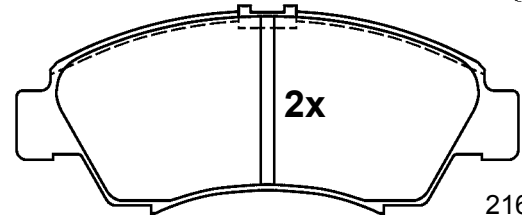


21659 16,4

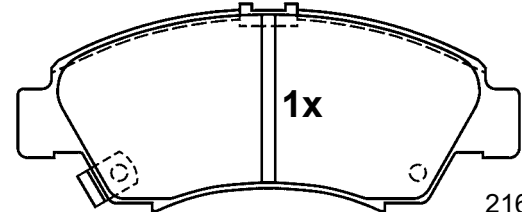
108,3 x 47,9 x 16,4

13.0460-5943.2 605943

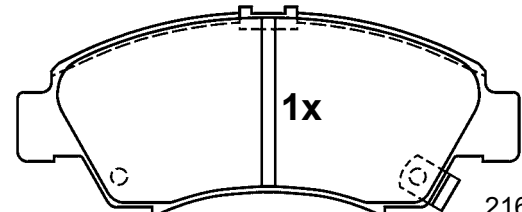
HONDA



21697 15,0



21698 15,0

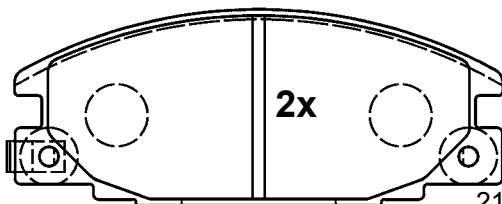


21699 15,0

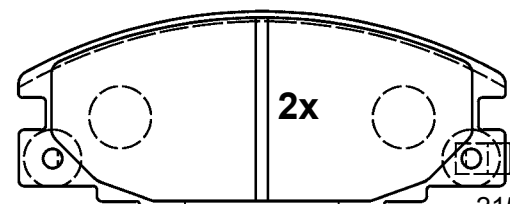
131,3 x 54,6 x 15,0

13.0460-5942.2 605942

ISUZU, OPEL, VAUXHALL



21543 16,5

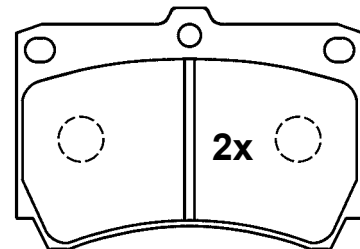


21544 16,5

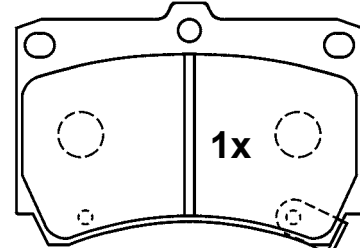
127,1 x 50,9 x 16,5

13.0460-5944.2 605944

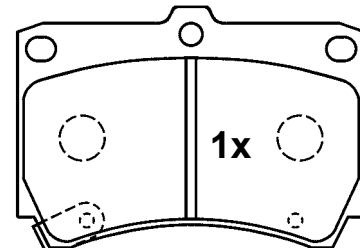
KIA, MAZDA



21654 15,0



21655 15,0



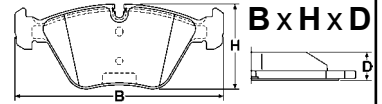
21656 15,0

91,6 x 64,2 x 15,0

Abbildungen Scheibenbremsbeläge

Illustrations disc brake pads - Illustrazioni pastiglie freno -

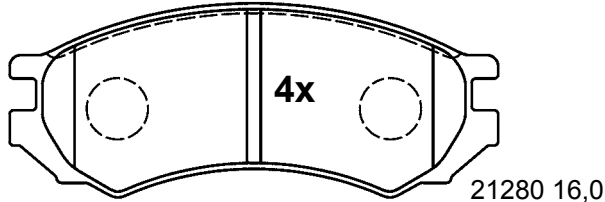
Illustrations plaquettes de frein - Ilustraciones pastillas de freno



Maßstab - scale - scala - échelle - escala 1:2

13.0460-5949.2 605949

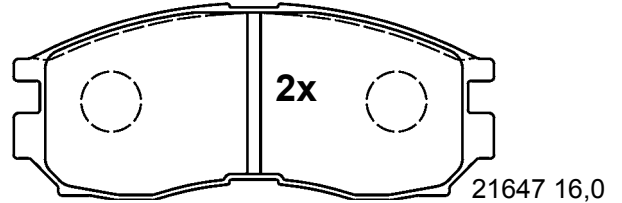
NISSAN



127,6 x 50,4 x 16,0

13.0460-5952.2 605952

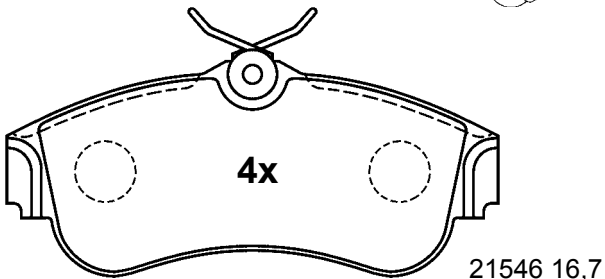
MITSUBISHI, PROTON



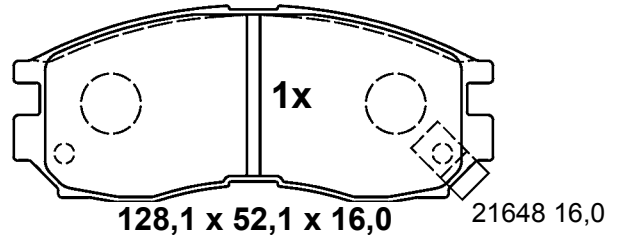
127,8 x 52,1 x 16,0

13.0460-5950.2 605950

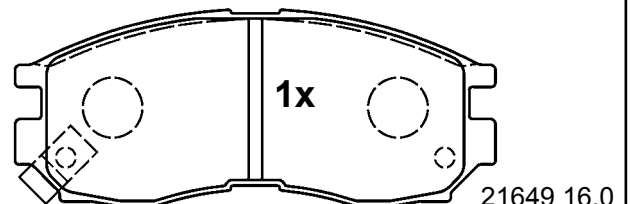
NISSAN



129,2 x 57,4 x 16,7



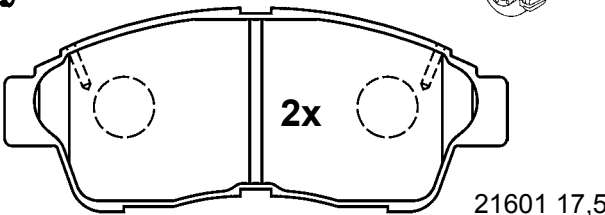
128,1 x 52,1 x 16,0



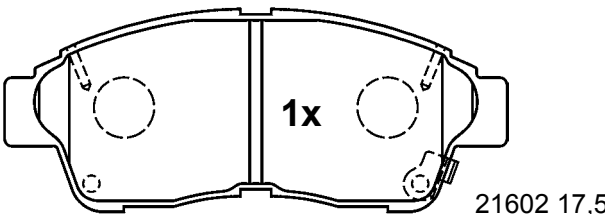
128,1 x 52,1 x 16,0

13.0460-5951.2 605951

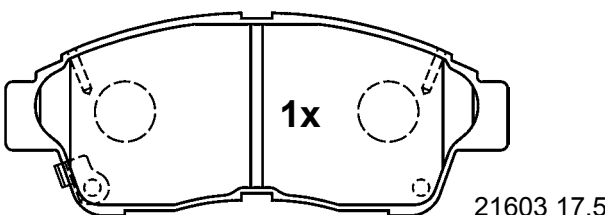
TOYOTA



21601 17,5



21602 17,5

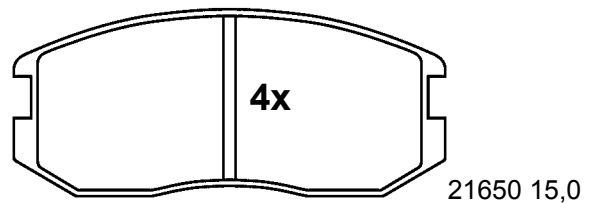


21603 17,5

132,9 x 53,0 x 17,5

13.0460-5953.2 605953

MITSUBISHI, PROTON



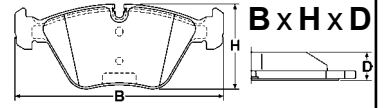
21650 15,0

114,1 x 50,0 x 15,0

Abbildungen Scheibenbremsbeläge

Illustrations disc brake pads - Illustrazioni pastiglie freno -

Illustrations plaquettes de frein - Ilustraciones pastillas de freno



Maßstab - scale - scala - échelle - escala 1:2

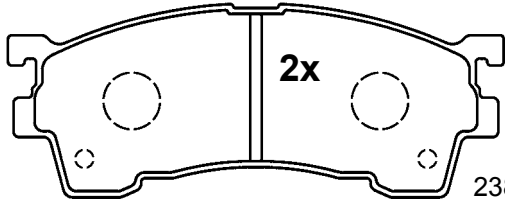
13.0460-5954.2 605954



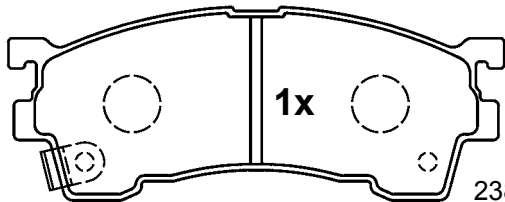
FORD, MAZDA



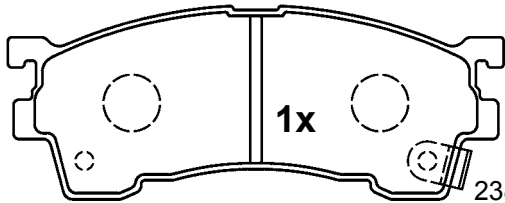
SUM



23845 15,8

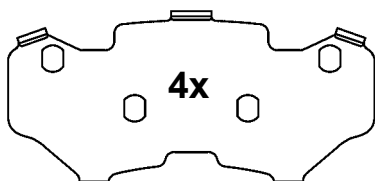


23846 15,8



23847 15,8

132,1 x 51,6 x 15,8



96,5 x 47,3 x 0,6

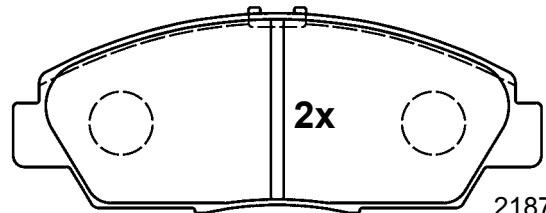
13.0460-5955.2 605955



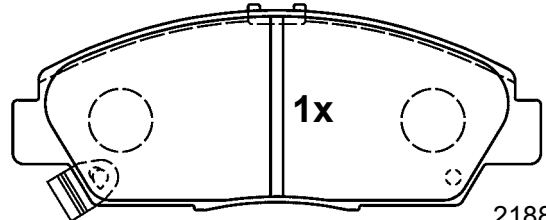
HONDA, ROVER



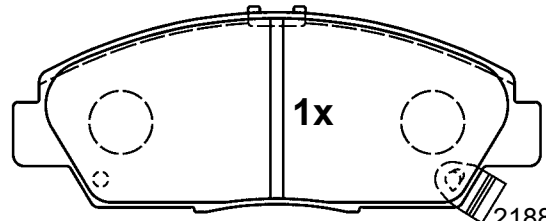
AKE



21879 18,6



21880 18,6



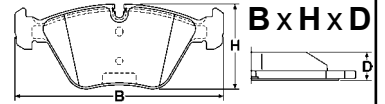
21881 18,6

137,8 x 53,8 x 18,6

Abbildungen Scheibenbremsbeläge

Illustrations disc brake pads - Illustrazioni pastiglie freno -

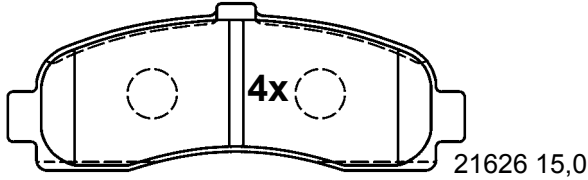
Illustrations plaquettes de frein - Ilustraciones pastillas de freno



Maßstab - scale - scala - échelle - escala 1:2

13.0460-5956.2 605956

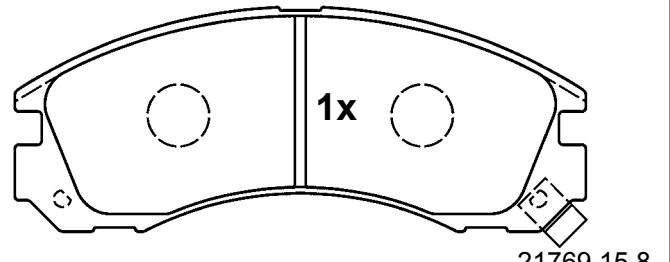
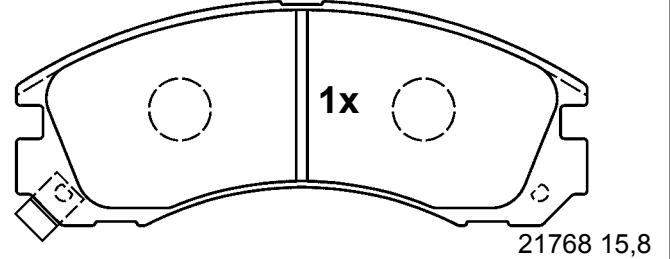
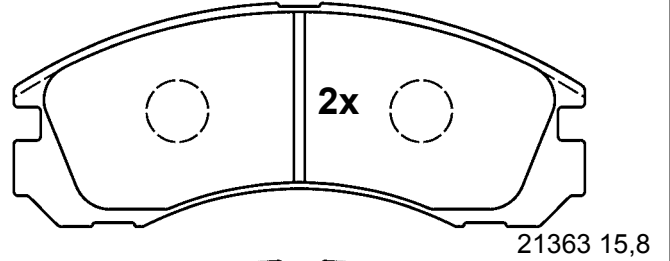
NISSAN



120,8 x 45,0 x 15,0

13.0460-5958.2 605958

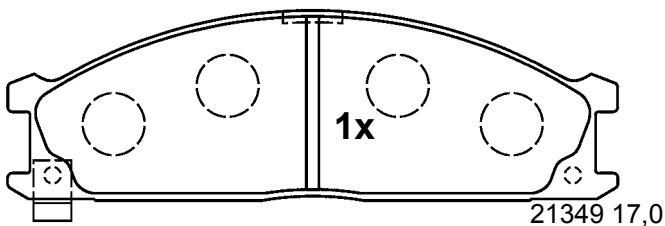
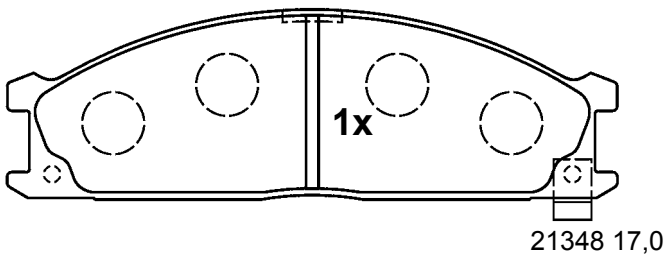
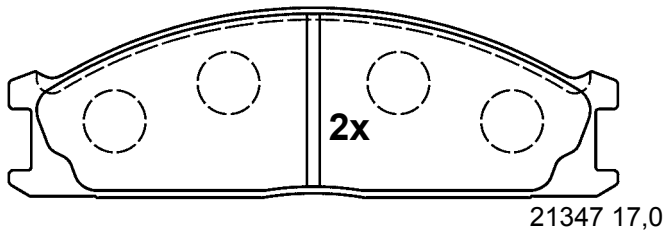
CITROEN, MITSUBISHI, PEUGEOT AKE



149,9 x 58,8 x 15,8

13.0460-5957.2 605957

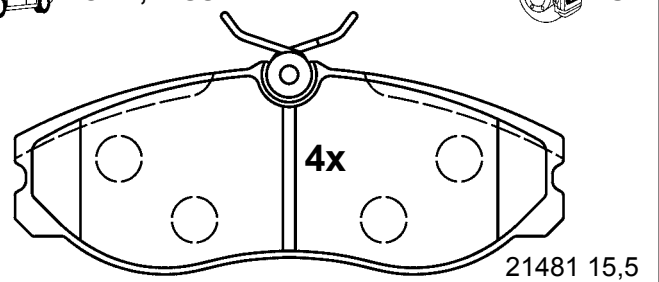
NISSAN



160,6 x 49,3 x 17,0

13.0460-5959.2 605959

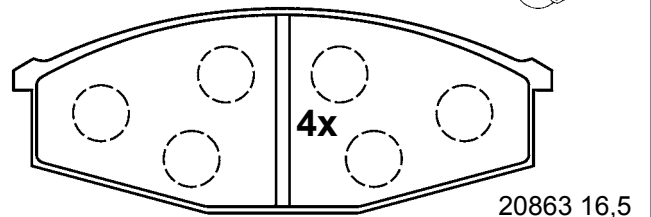
FORD, NISSAN LUC



144,9 x 55,6 x 15,5

13.0460-5960.2 605960

NISSAN SUM

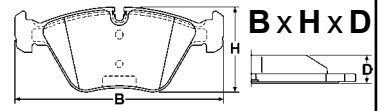


142,1 x 53,5 x 16,5

Abbildungen Scheibenbremsbeläge

Illustrations disc brake pads - Illustrazioni pastiglie freno -

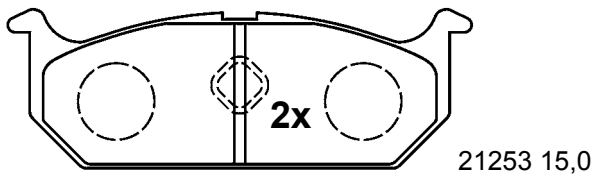
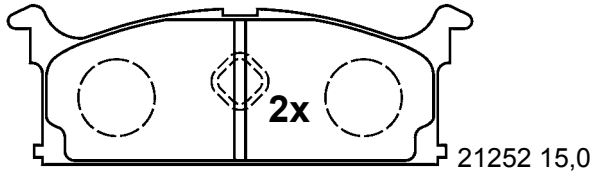
Illustrations plaquettes de frein - Ilustraciones pastillas de freno



Maßstab - scale - scala - échelle - escala 1:2

13.0460-5961.2 605961

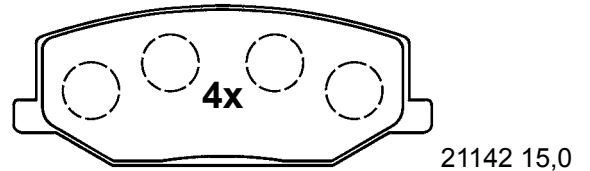
SUZUKI



123,1 x 41,7 x 15,0

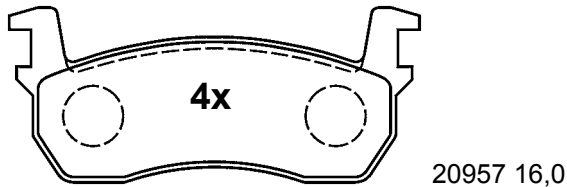
13.0460-5966.2 605966

SUZUKI



13.0460-5962.2 605962

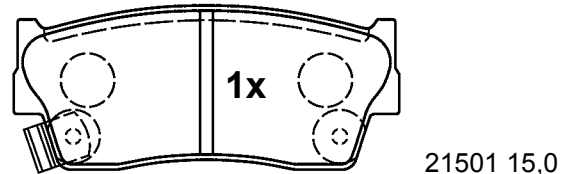
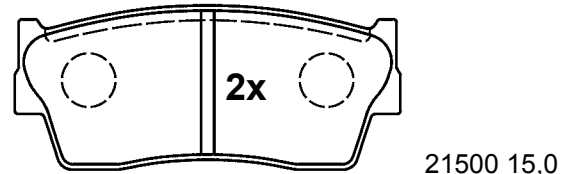
NISSAN



108,1 x 45,3 x 16,0

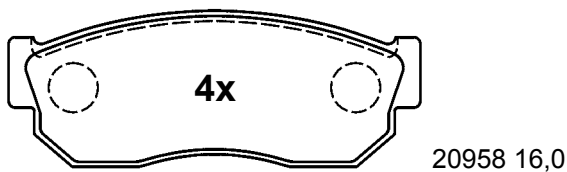
13.0460-5967.2 605967

SUZUKI

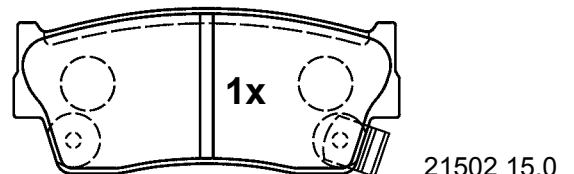


13.0460-5963.2 605963

NISSAN, SUBARU



108,7 x 40,5 x 16,0

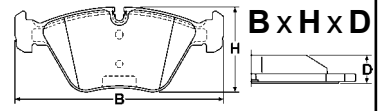


103,4 x 43,7 x 15,0

Abbildungen Scheibenbremsbeläge

Illustrations disc brake pads - Illustrazioni pastiglie freno -

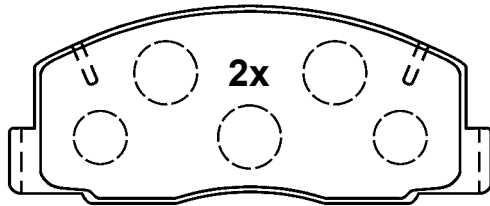
Illustrations plaquettes de frein - Ilustraciones pastillas de freno



Maßstab - scale - scala - échelle - escala 1:2

13.0460-5968.2 605968

TOYOTA

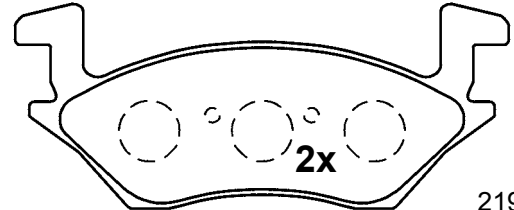


128,3 x 52,1 x 15,5

21369 15,5

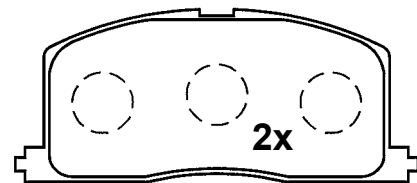
13.0460-5969.2 605969

TOYOTA



131,9 x 54,3 x 13,5

21948 13,5

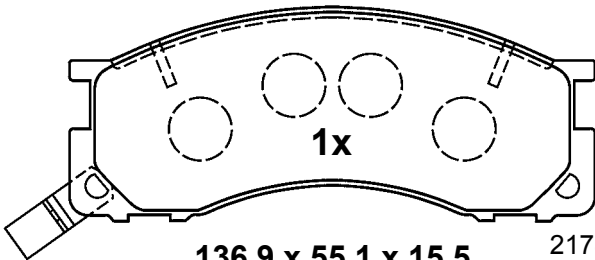


106,1 x 45,7 x 13,5

21949 13,5

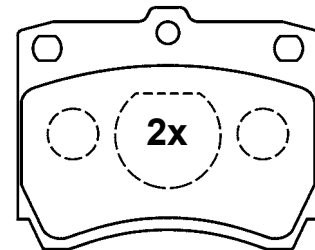
13.0460-5970.2 605970

KIA, MAZDA

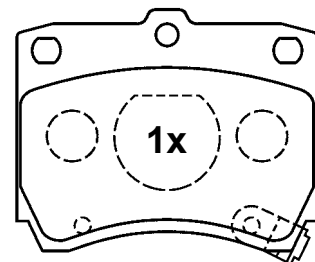


136,9 x 55,1 x 15,5

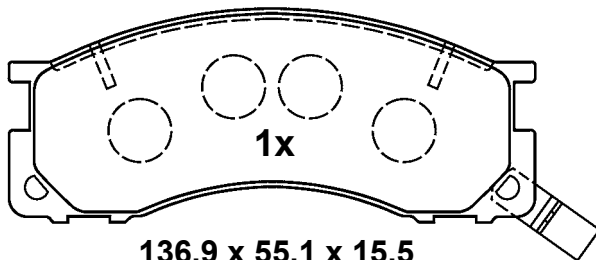
21780 15,5



21357 13,5

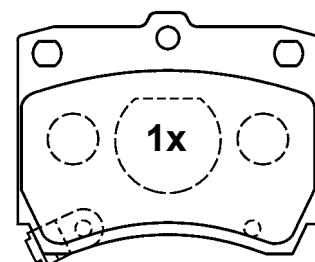


21355 13,5



136,9 x 55,1 x 15,5

21781 15,5



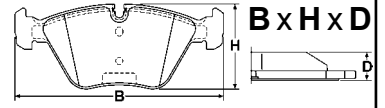
21356 13,5

78,7 x 63,4 x 13,5

Abbildungen Scheibenbremsbeläge

Illustrations disc brake pads - Illustrazioni pastiglie freno -

Illustrations plaquettes de frein - Ilustraciones pastillas de freno

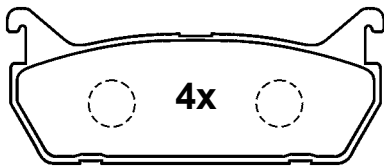


Maßstab - scale - scala - échelle - escala 1:2

13.0460-5972.2 605972



DAIHATSU, MAZDA, SUZUKI



21559 11,5

102,3 x 39,3 x 11,5

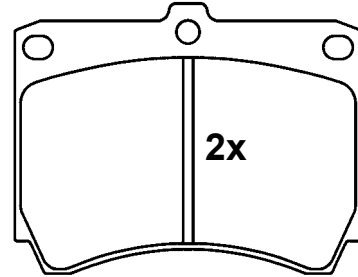
13.0460-5974.2 605974



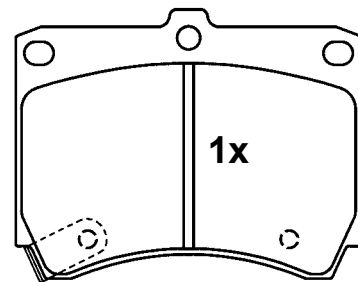
MAZDA



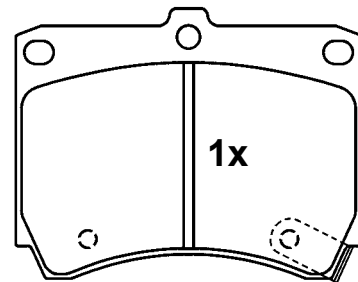
SUM



21539 15,0



21540 15,0



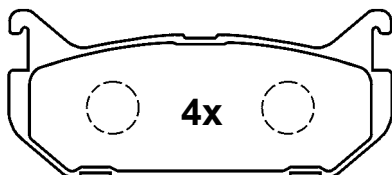
21541 15,0

91,6 x 70,5 x 15,0

13.0460-5973.2 605973



FORD, MAZDA



21766 13,5

99,9 x 43,6 x 13,5

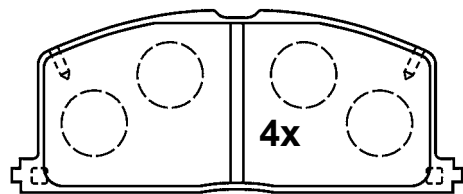
13.0460-5976.2 605976



TOYOTA



AKE



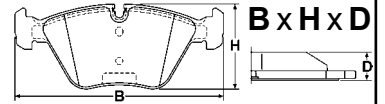
20870 15,0

119,8 x 47,6 x 15,0



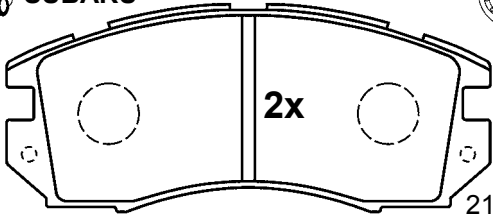
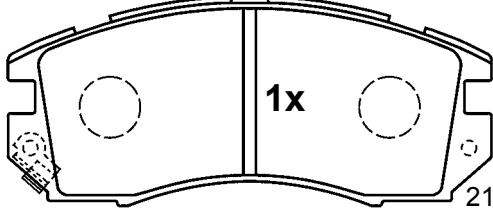
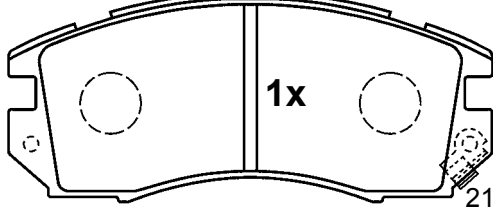


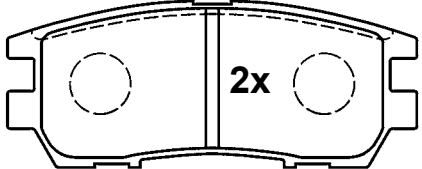
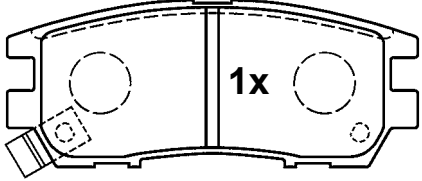
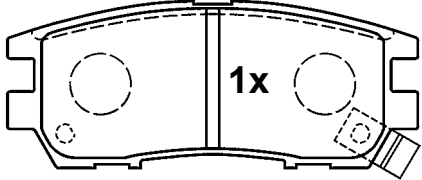


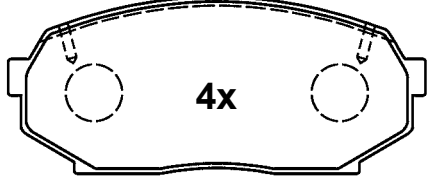


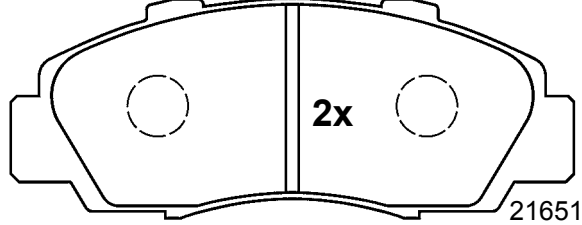


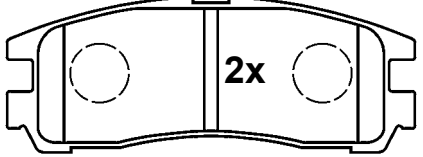
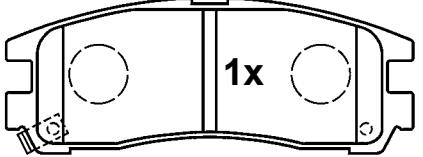
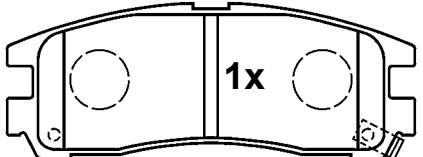
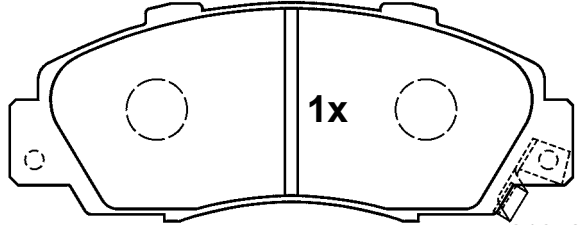
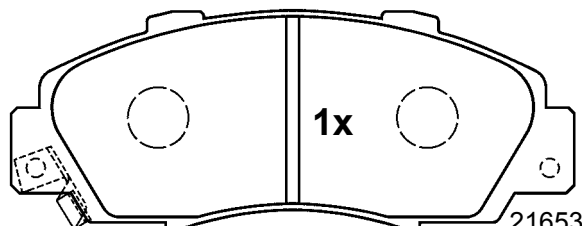
Abbildungen Scheibenbremsbeläge

Illustrations disc brake pads - Illustrazioni pastiglie freno -

Illustrations plaquettes de frein - Ilustraciones pastillas de freno



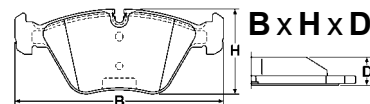
Maßstab - scale - scala - échelle - escala 1:2

13.0460-5978.2 605978	13.0460-5981.2 605981
<p> SUBARU </p> <p> 2x 21503 17,0</p> <p> 1x 21495 17,0</p> <p> 1x 21496 17,0</p> <p>127,7 x 54,4 x 17,0</p>	<p> MITSUBISHI </p> <p> 2x 21840 14,4</p> <p> 1x 21841 14,4</p> <p> 1x 21842 14,4</p> <p>107,8 x 43,8 x 14,4</p>
13.0460-5979.2 605979	13.0460-5982.2 605982
<p> MAZDA </p> <p> 4x 21552 14,5</p> <p>110,1 x 46,1 x 14,5</p>	<p> HONDA </p> <p> 2x 21651 17,5</p>
13.0460-5980.2 605980	
<p> CHRYSLER, MITSUBISHI  AKE</p> <p> 2x 21706 15,5</p> <p> 1x 21707 15,5</p> <p> 1x 21708 15,5</p> <p>107,7 x 41,3 x 15,5</p>	<p> 1x 21652 17,5</p> <p> 1x 21653 17,5</p> <p>148,7 x 57,8 x 17,5</p>

Abbildungen Scheibenbremsbeläge

Illustrations disc brake pads - Illustrazioni pastiglie freno -

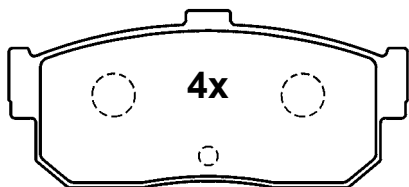
Illustrations plaquettes de frein - Ilustraciones pastillas de freno



Maßstab - scale - scala - échelle - escala 1:2

13.0460-5983.2 605983

NISSAN

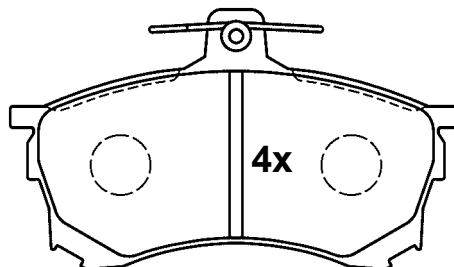


21713 16,5

105,3 x 47,0 x 16,5

13.0460-5987.2 605987

MITSUBISHI

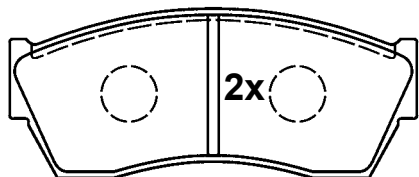


23080 15,0

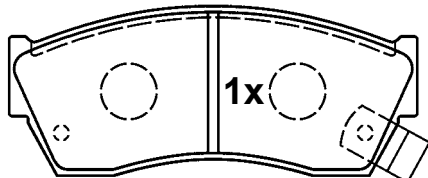
119,3 x 68,6 x 15,0

13.0460-5985.2 605985

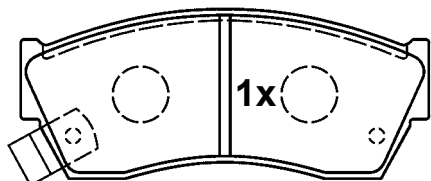
SUBARU, SUZUKI



21333 15,0



21334 15,0

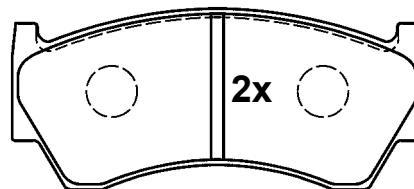


21335 15,0

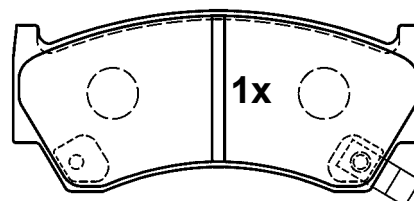
107,5 x 44,6 x 15,0

13.0460-5988.2 605988

NISSAN



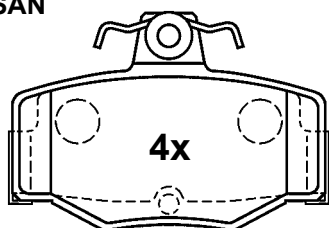
23004 15,9



23005 15,9

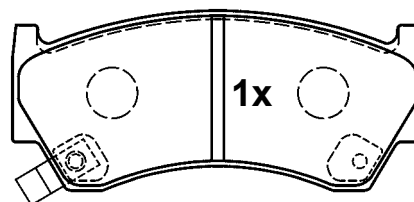
13.0460-5986.2 605986

NISSAN



21545 14,9

82,2 x 57,0 x 14,9



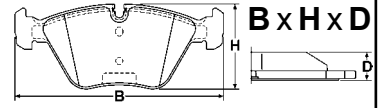
23006 15,9

108,6 x 47,9 x 15,9

Abbildungen Scheibenbremsbeläge

Illustrations disc brake pads - Illustrazioni pastiglie freno -

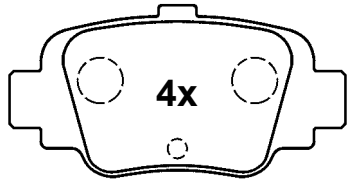
Illustrations plaquettes de frein - Ilustraciones pastillas de freno



Maßstab - scale - scala - échelle - escala 1:2

13.0460-5989.2 605989

NISSAN

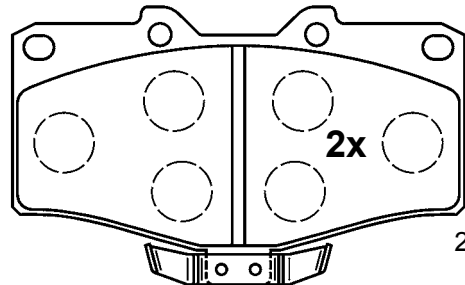


23454 14,9

88,7 x 45,4 x 14,9

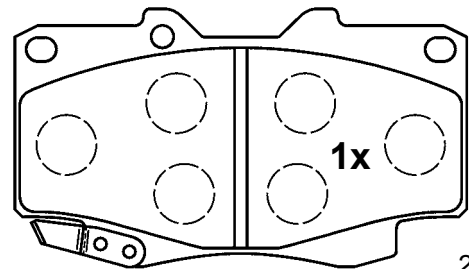
13.0460-5992.2 605992

TOYOTA



21681 15,0

119,3 x 73,5 x 15,0

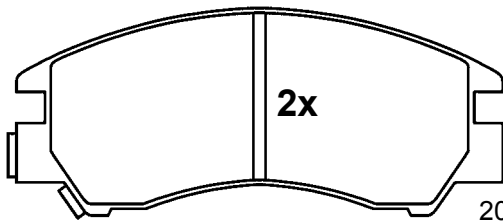


21679 15,0

119,3 x 68,1 x 15,0

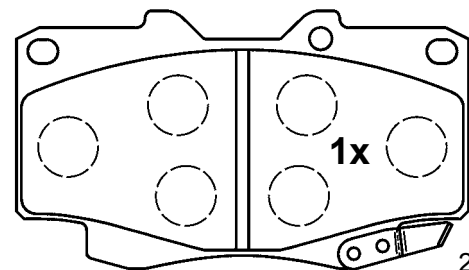
13.0460-5991.2 605991

SUBARU



20112 18,0

127,2 x 55,0 x 18,0

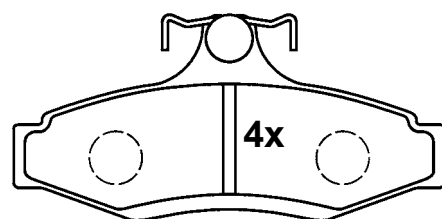


21680 15,0

119,3 x 68,1 x 15,0

13.0460-5993.2 605993

DAEWOO



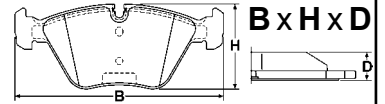
23237 14,5

114,0 x 55,1 x 14,5

Abbildungen Scheibenbremsbeläge

Illustrations disc brake pads - Illustrazioni pastiglie freno -

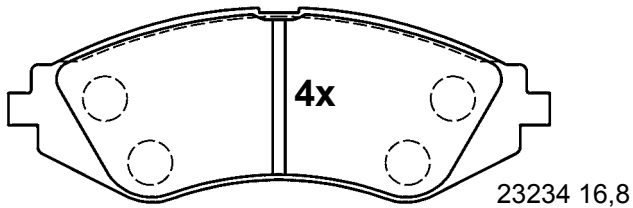
Illustrations plaquettes de frein - Ilustraciones pastillas de freno



Maßstab - scale - scala - échelle - escala 1:2

13.0460-5994.2 605994

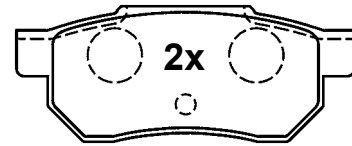
DAEWOO



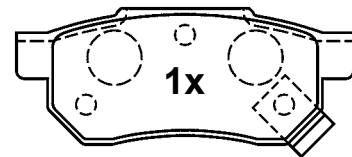
143,0 x 51,4 x 16,8

13.0460-5998.2 605998

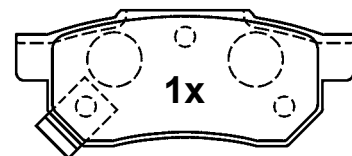
HONDA, MG, ROVER



21312 12,8



21313 12,8

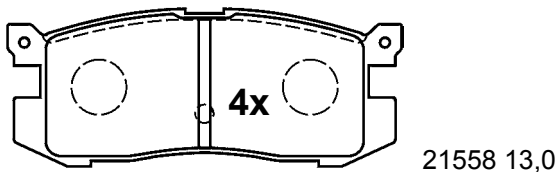


21314 12,8

89,0 x 35,2 x 12,8

13.0460-5995.2 605995

FORD, MAZDA

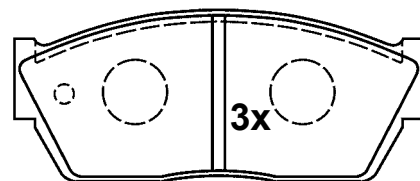


21558 13,0

104,2 x 41,6 x 13,0

13.0460-5999.2 605999

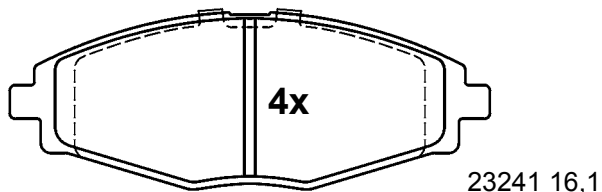
ROVER



20895 15,0

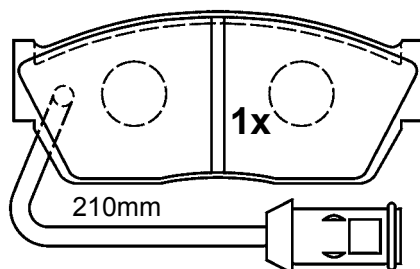
13.0460-5996.2 605996

CHEVROLET, DAEWOO



23241 16,1

127,1 x 48,2 x 16,1

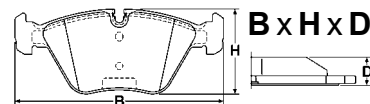


21127 15,0

107,3 x 44,9 x 15,0

Abbildungen Scheibenbremsbeläge

Illustrations disc brake pads - Illustrazioni pastiglie freno -
Illustrations plaquettes de frein - Ilustraciones pastillas de freno



Maßstab - scale - scala - échelle - escala 1:2

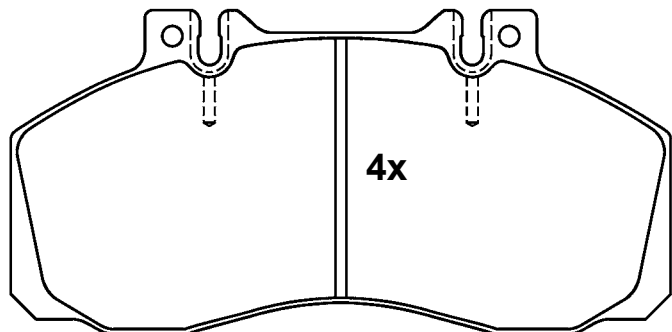
13.0460-6015.2 606015



MERCEDES BENZ



ATE



4x

29835 22,0

174,6 x 85,5 x 22,0

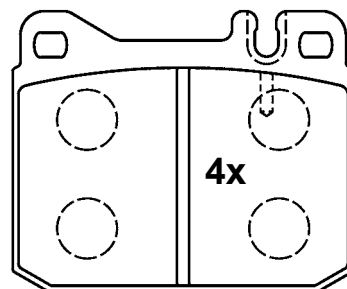
13.0460-6031.2 606031



MERCEDES BENZ



ATE



4x

29581 15,0

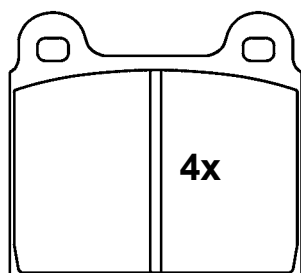
13.0460-6027.2 606027



ALFA ROMEO, FORD,
MERCEDES BENZ, VOLKSWAGEN



ATE



4x

20011 15,0

76,8 x 70,0 x 15,0

89,7 x 73,9 x 15,0

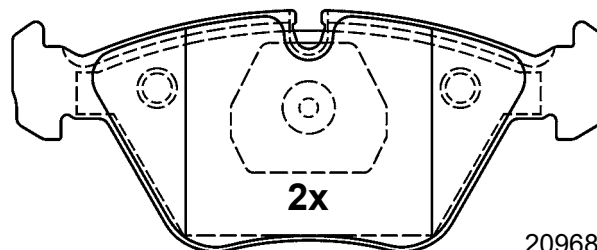
13.0460-6033.2 606033



BMW



ATE



2x

20968 20,3

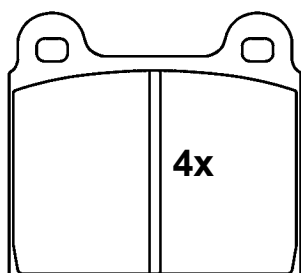
13.0460-6028.2 606028



VOLKSWAGEN



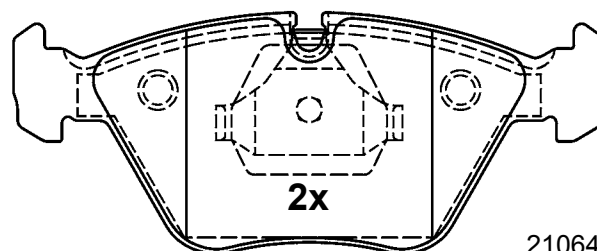
ATE



4x

20011 18,5

76,8 x 70,0 x 18,5



2x

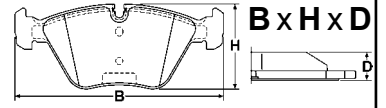
21064 20,3

156,3 x 63,5 x 20,3

Abbildungen Scheibenbremsbeläge

Illustrations disc brake pads - Illustrazioni pastiglie freno -

Illustrations plaquettes de frein - Ilustraciones pastillas de freno



Maßstab - scale - scala - échelle - escala 1:2

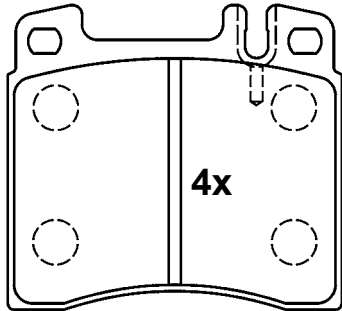
13.0460-6036.2 606036



MERCEDES BENZ



ATE



21304 18,5

89,5 x 81,2 x 18,5

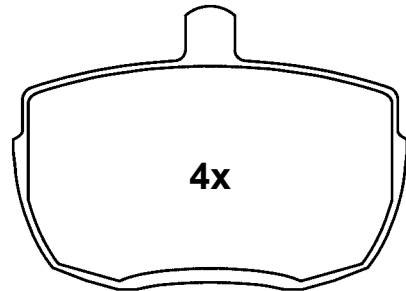
13.0460-6911.2 606911



FORD


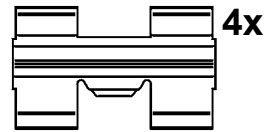


AP



20359 18,0

104,9 x 74,7 x 18,0



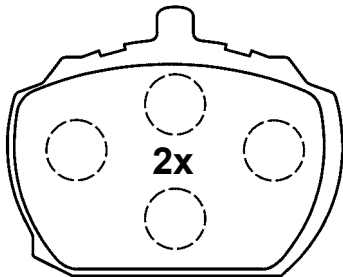
13.0460-6910.2 606910



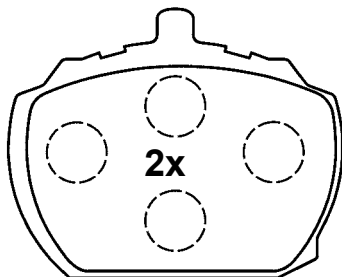
FORD, ROVER



AP

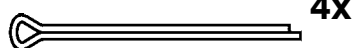
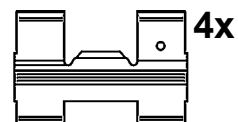


20364 15,0



20365 15,0

89,1 x 71,1 x 15,0



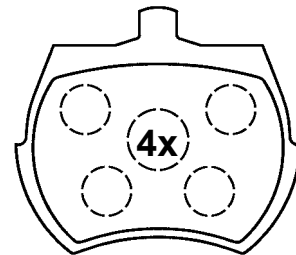
13.0460-6914.2 606914



AUSTIN, INNOCENTI, ROVER



AP



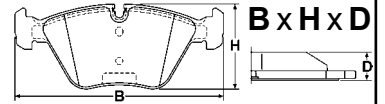
20038 14,0

74,2 x 64,1 x 14,0

Abbildungen Scheibenbremsbeläge

Illustrations disc brake pads - Illustrazioni pastiglie freno -

Illustrations plaquettes de frein - Ilustraciones pastillas de freno

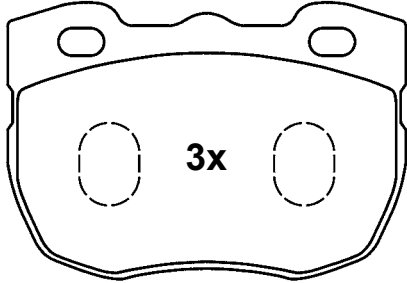


Maßstab - scale - scala - échelle - escala 1:2

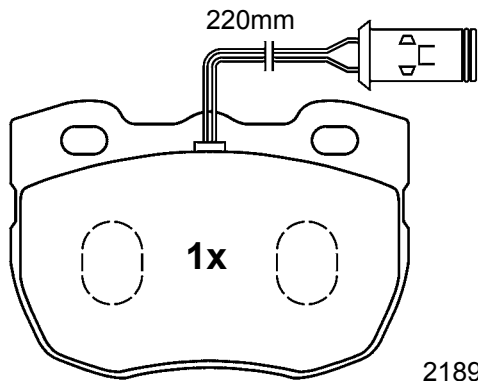
13.0460-6916.2 606916



LAND ROVER



21459 18,5



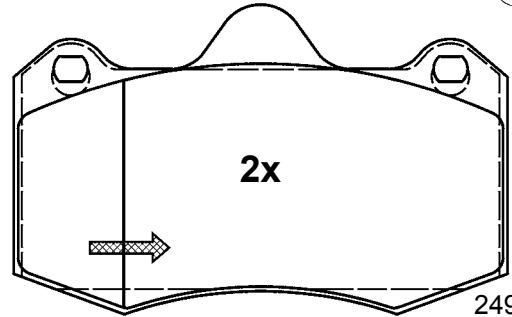
21897 18,5

104,8 x 72,4 x 18,5

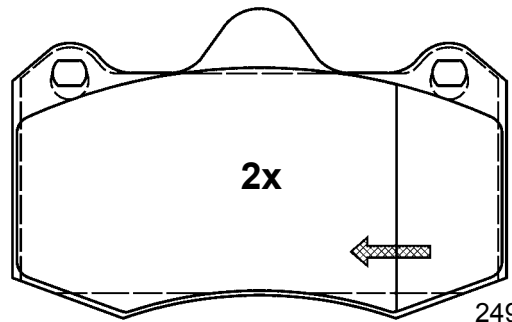
13.0460-6921.2 606921



SEAT



24974 16,8



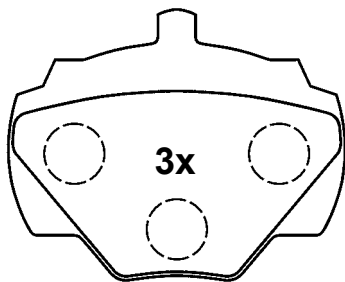
24974 16,8

130,0 x 81,6 x 16,8

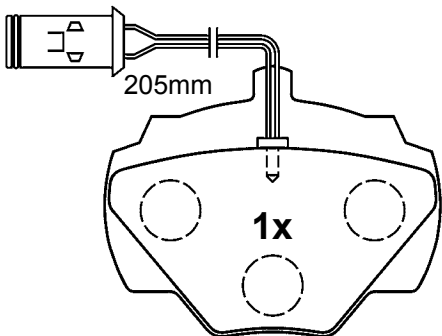
13.0460-6917.2 606917



LAND ROVER

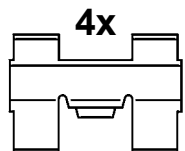


21237 15,5
(21238)



21514 15,5

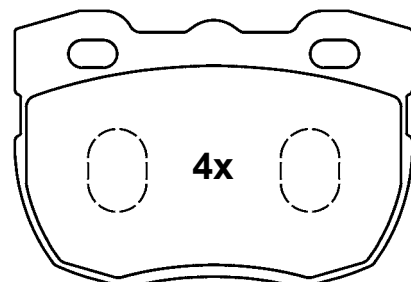
88,6 x 72,1 x 15,5



13.0460-6922.2 606922

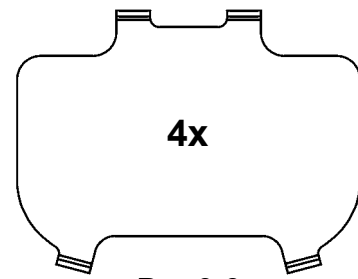


LAND ROVER



21459 17,5

104,8 x 72,4 x 17,5



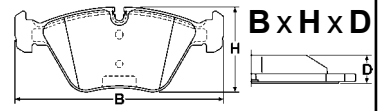
D = 0,6



Abbildungen Scheibenbremsbeläge

Illustrations disc brake pads - Illustrazioni pastiglie freno -

Illustrations plaquettes de frein - Ilustraciones pastillas de freno



Maßstab - scale - scala - échelle - escala 1:2

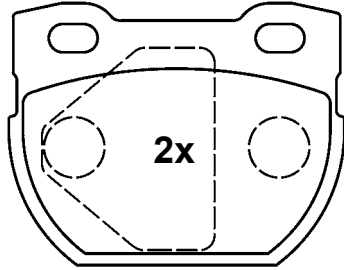
13.0460-6923.2 606923



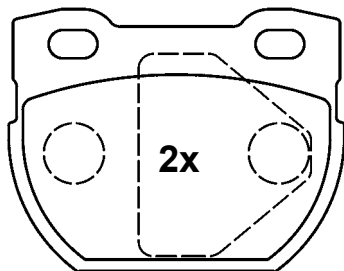
LAND ROVER



AP



23471 14,5



23471 14,5

88,4 x 68,9 x 14,5

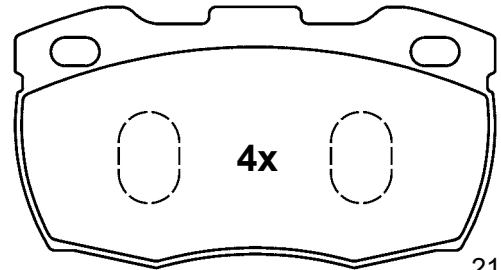
13.0460-6925.2 606925



LAND ROVER

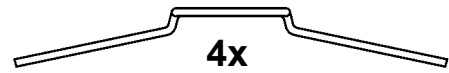


AP



21519 17,8

126,5 x 68,6 x 17,8



4x

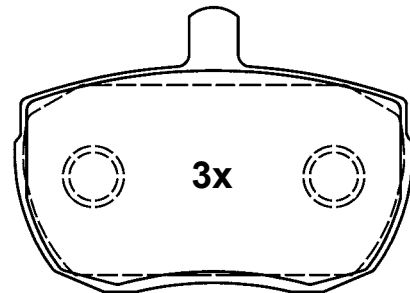
13.0460-6926.2 606926



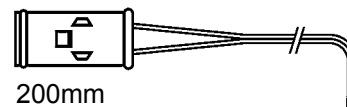
LAND ROVER



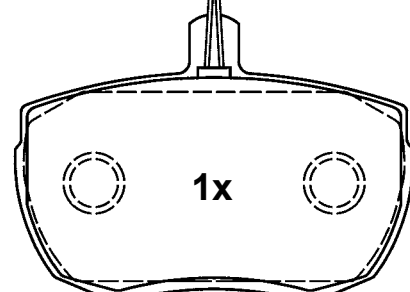
AP



20359 19,2

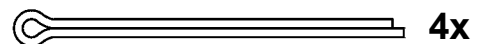


200mm

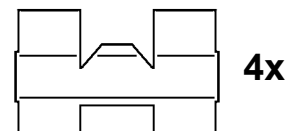


21160 19,2

104,9 x 74,7 x 19,2



4x



4x

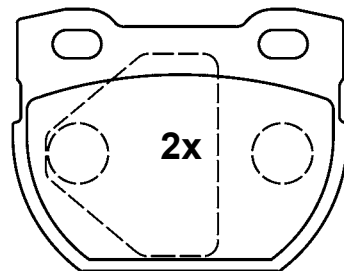
13.0460-6924.2 606924



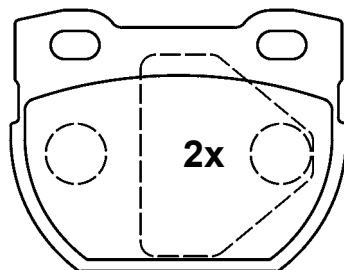
LAND ROVER



AP



23471 17,5



23471 17,5


88,4 x 68,9 x 17,5



4x



4x

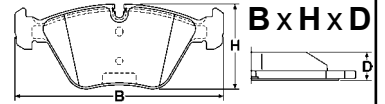


4x

Abbildungen Scheibenbremsbeläge

Illustrations disc brake pads - Illustrazioni pastiglie freno -

Illustrations plaquettes de frein - Ilustraciones pastillas de freno



Maßstab - scale - scala - échelle - escala 1:2

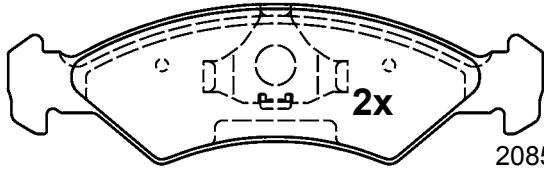
13.0460-7005.2 607005



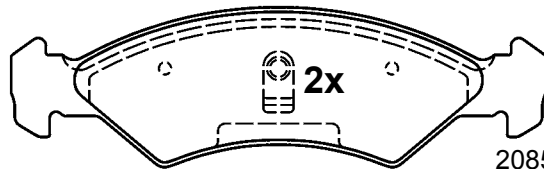
FORD



ATE



20857 17,5



20858 17,5

141,3 x 42,0 x 17,5

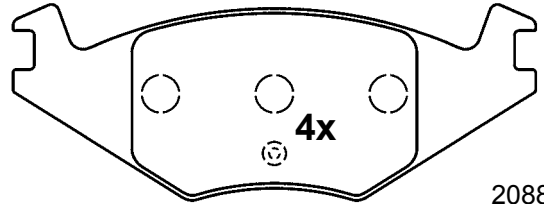
13.0460-7030.2 607030



SEAT, VOLKSWAGEN

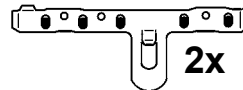


VW

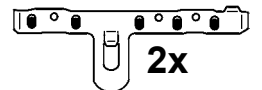


20889 17,3

137,8 x 51,5 x 17,3



2x



2x

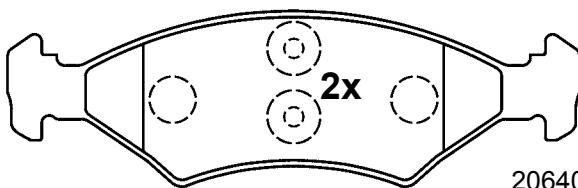
13.0460-7027.2 607027



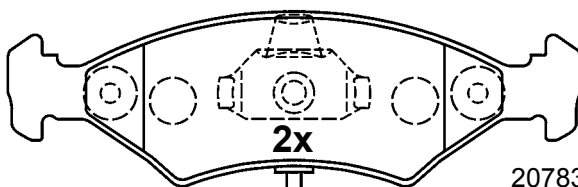
FORD



ATE

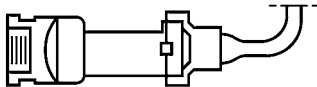


20640 17,5



20783 17,5

255mm



151,3 x 46,4 x 17,5

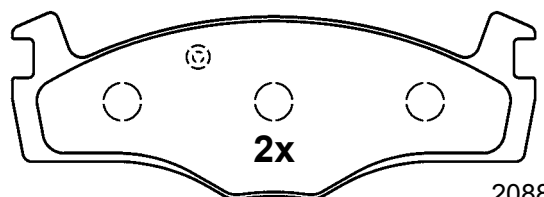
13.0460-7032.2 607032



SEAT, VOLKSWAGEN

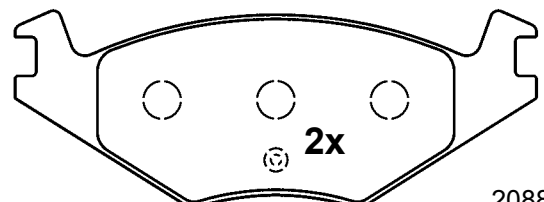


VW



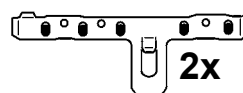
20887 19,7

137,8 x 48,9 x 19,7

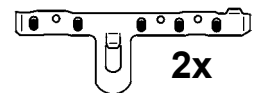


20888 19,7

137,8 x 51,5 x 19,7



2x

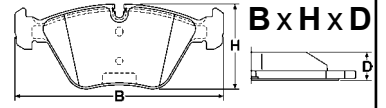


2x

Abbildungen Scheibenbremsbeläge

Illustrations disc brake pads - Illustrazioni pastiglie freno -

Illustrations plaquettes de frein - Ilustraciones pastillas de freno



Maßstab - scale - scala - échelle - escala 1:2

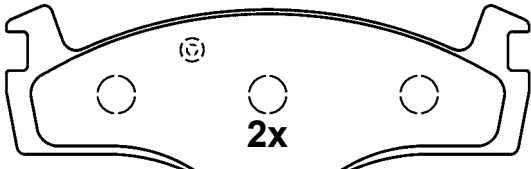
13.0460-7033.2 607033



SEAT, VOLKSWAGEN



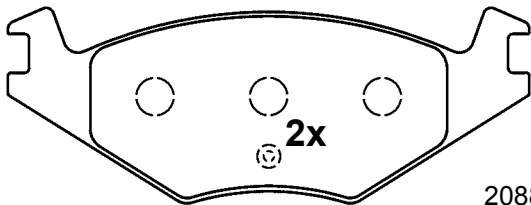
VW



2x

20887 15,3

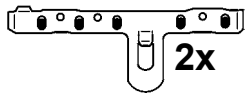
137,8 x 48,9 x 15,3



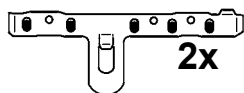
2x

20888 15,3

137,8 x 51,5 x 15,3



2x



2x

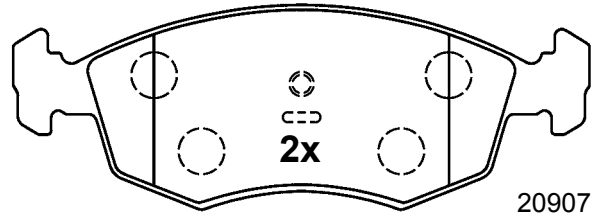
13.0460-7040.2 607040



FORD

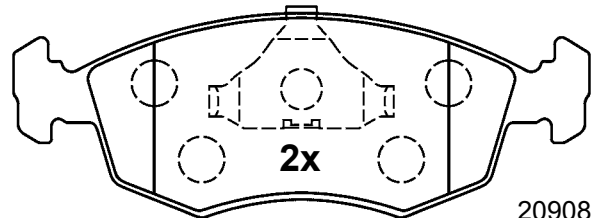


ATE



2x

20907 18,0



2x

20908 18,0

151,3 x 52,5 x 18,0

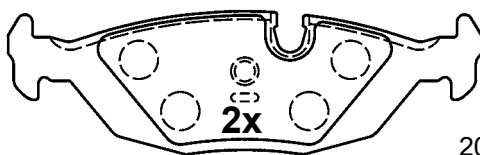
13.0460-7036.2 607036



BMW

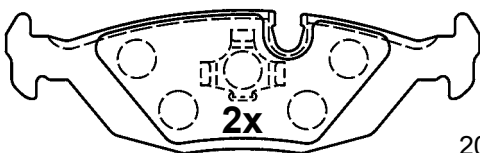


ATE



2x

20675 16,5



2x

20756 16,5

125,0 x 37,6 x 16,5

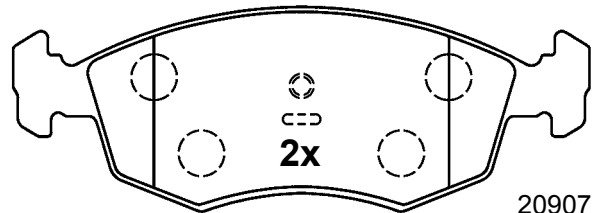
13.0460-7041.2 607041



FORD

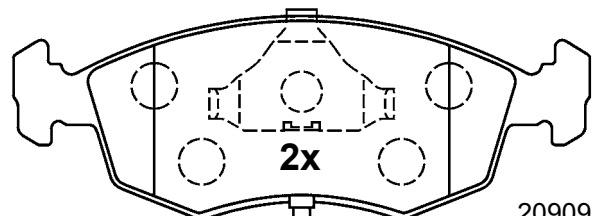


ATE



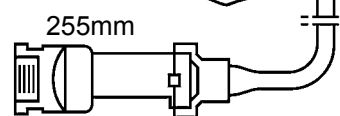
2x

20907 18,0



2x

20909 18,0



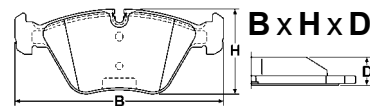
255mm

151,3 x 52,5 x 18,0

Abbildungen Scheibenbremsbeläge

Illustrations disc brake pads - Illustrazioni pastiglie freno -

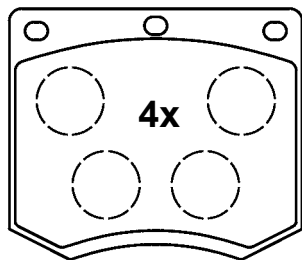
Illustrations plaquettes de frein - Ilustraciones pastillas de freno



Maßstab - scale - scala - échelle - escala 1:2

13.0460-7042.2 607042

FORD, HYUNDAI




20491 15,0


78,1 x 65,1 x 15,0

13.0460-7047.2 607047

BMW



20675 16,5

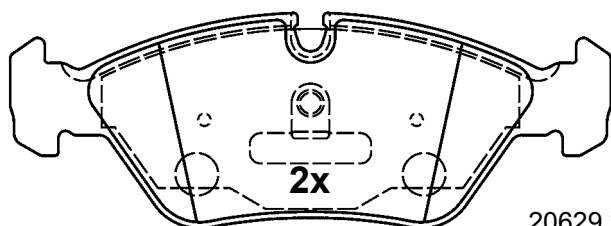


20756 16,5

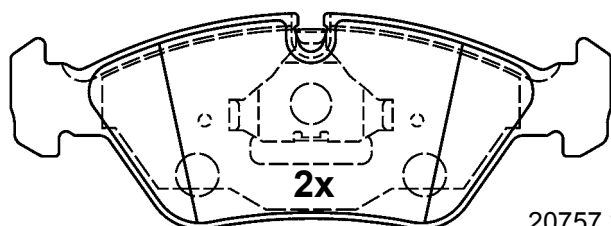
125,0 x 37,6 x 16,5

13.0460-7046.2 607046

BMW



20629 20,3

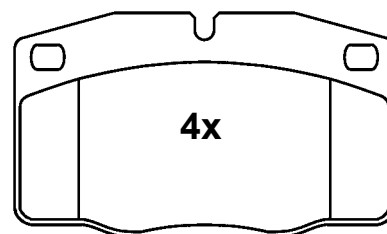


20757 20,3

158,3 x 56,7 x 20,3

13.0460-7048.2 607048

OPEL, VAUXHALL



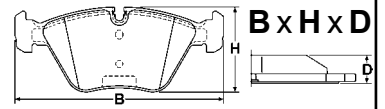
20939 15,8

100,0 x 59,0 x 15,8

Abbildungen Scheibenbremsbeläge

Illustrations disc brake pads - Illustrazioni pastiglie freno -

Illustrations plaquettes de frein - Ilustraciones pastillas de freno



Maßstab - scale - scala - échelle - escala 1:2

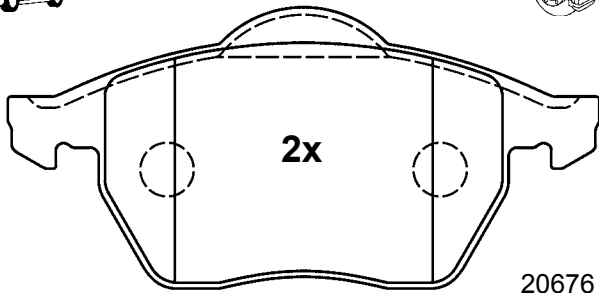
13.0460-7050.2 607050



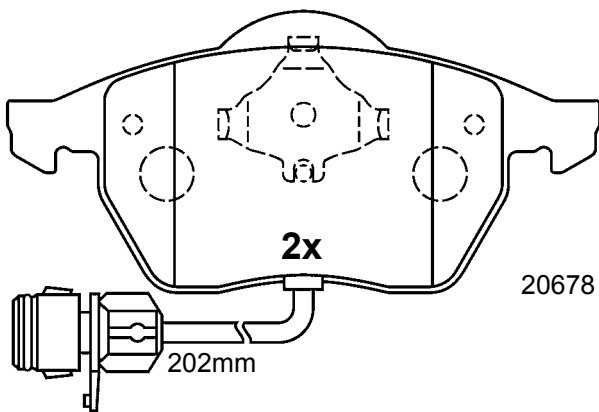
AUDI



ATE



20676 19,5



20678 19,5

156,3 x 74,0 x 19,5

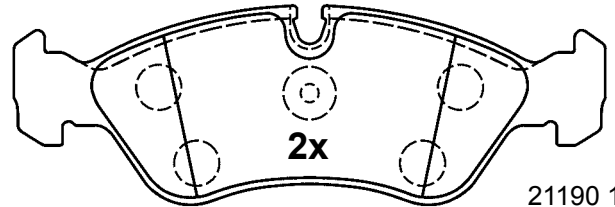
13.0460-7052.2 607052



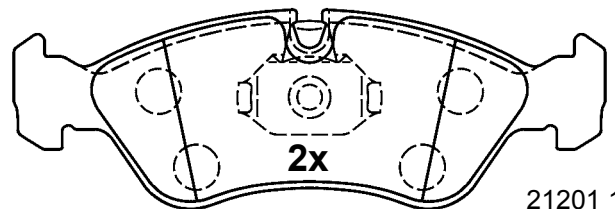
CHEVROLET, DAEWOO, OPEL,
VAUXHALL



ATE



21190 17,5



21201 17,5

156,3 x 52,3 x 17,5

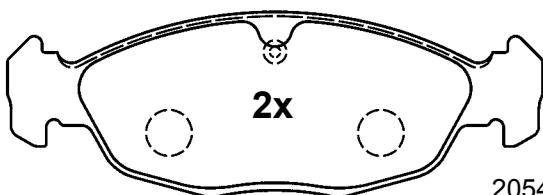
13.0460-7051.2 607051



CHEVROLET, DAEWOO, OPEL,
VAUXHALL

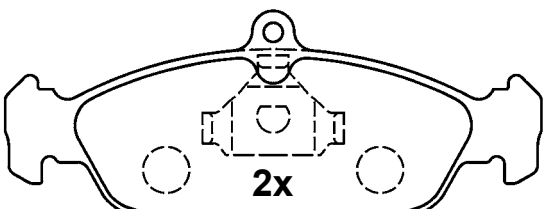


ATE



20547 16,5

141,3 x 48,4 x 16,5



21353 16,5

140,1 x 58,3 x 16,5

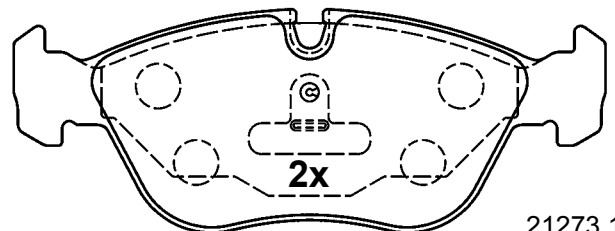
13.0460-7053.2 607053



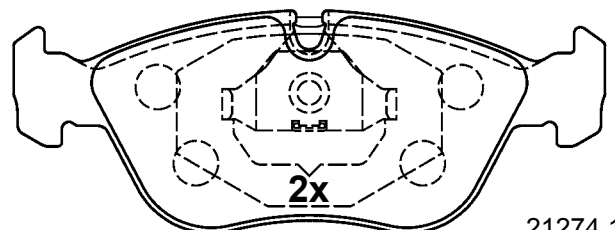
VOLVO



ATE



21273 19,5



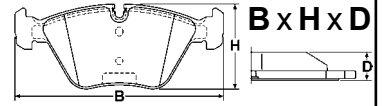
21274 19,5

156,3 x 58,5 x 19,5

Abbildungen Scheibenbremsbeläge

Illustrations disc brake pads - Illustrazioni pastiglie freno -

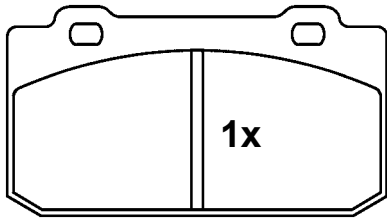
Illustrations plaquettes de frein - Ilustraciones pastillas de freno



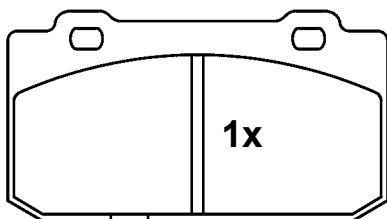
Maßstab - scale - scala - échelle - escala 1:2

13.0460-7055.2 607055

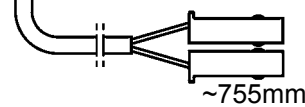
ALFA ROMEO



20944 14,8

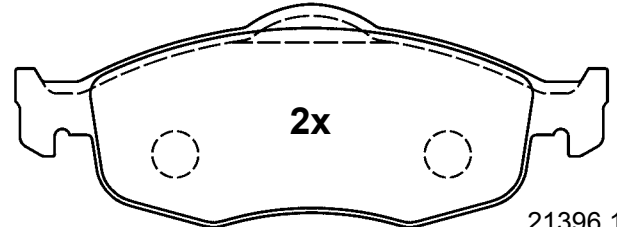


21063 14,8



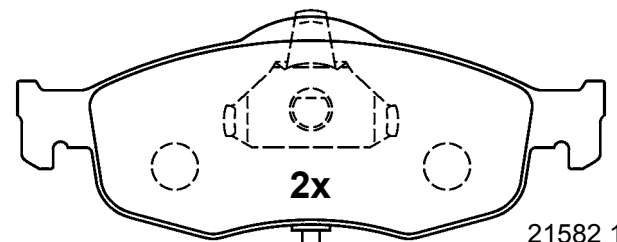
13.0460-7056.2 607056

FORD



21396 17,5

156,3 x 58,5 x 17,5



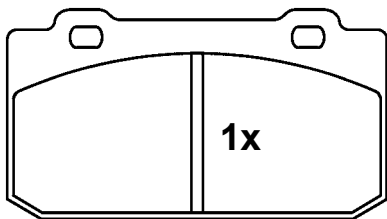
21582 17,5

~205mm

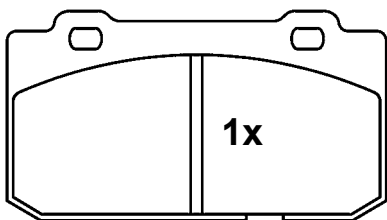
155,1 x 58,5 x 17,5

13.0460-7057.2 607057

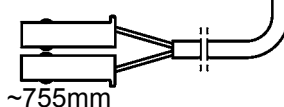
FORD



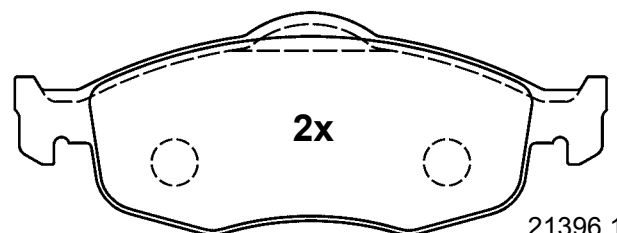
20944 14,8



21098 14,8

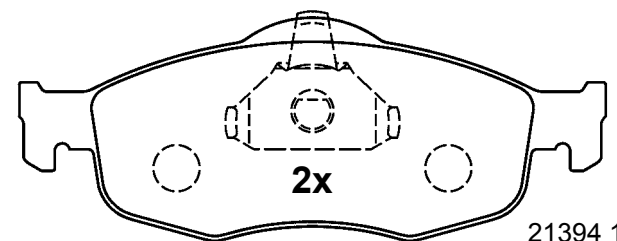


100,0 x 54,8 x 14,8



21396 17,5

156,3 x 58,5 x 17,5



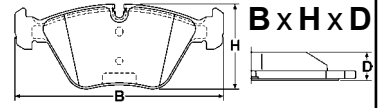
21394 17,5

155,1 x 58,5 x 17,5

Abbildungen Scheibenbremsbeläge

Illustrations disc brake pads - Illustrazioni pastiglie freno -

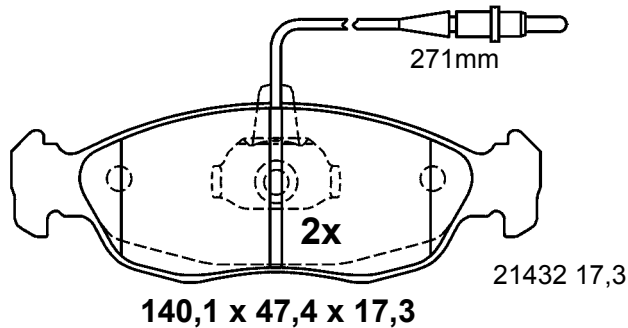
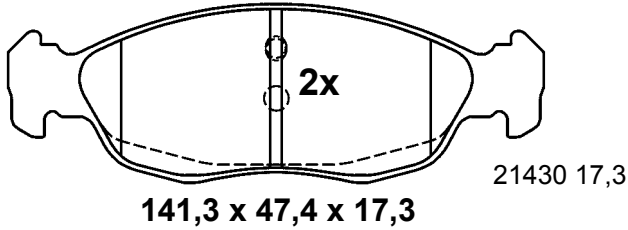
Illustrations plaquettes de frein - Ilustraciones pastillas de freno



Maßstab - scale - scala - échelle - escala 1:2

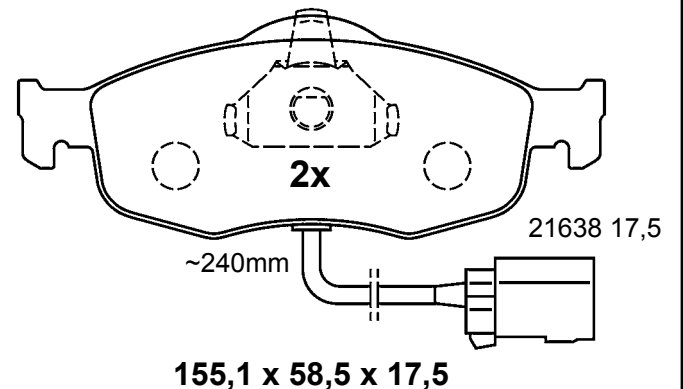
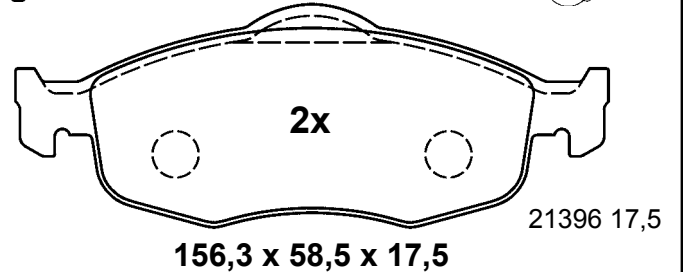
13.0460-7058.2 607058

PEUGEOT



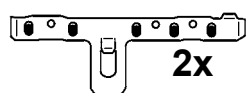
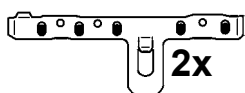
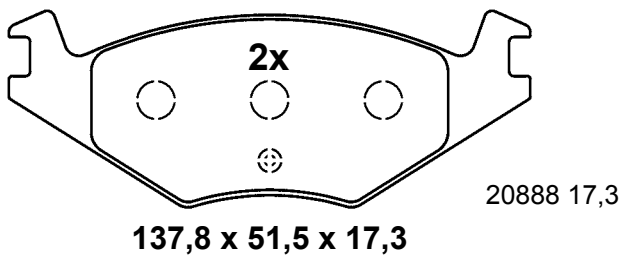
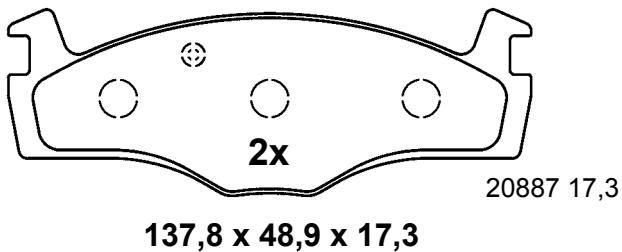
13.0460-7060.2 607060

FORD




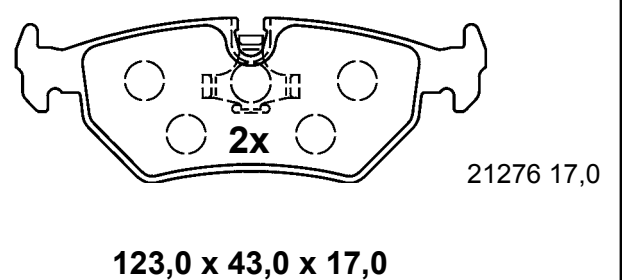
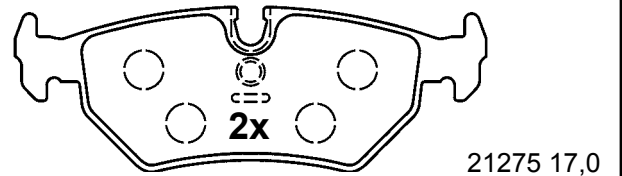
13.0460-7059.2 607059

SEAT, VOLKSWAGEN



13.0460-7061.2 607061

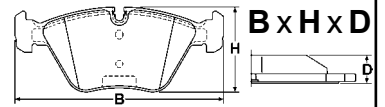
CITROEN, FIAT,
LANCIA, PEUGEOT



Abbildungen Scheibenbremsbeläge

Illustrations disc brake pads - Illustrazioni pastiglie freno -

Illustrations plaquettes de frein - Ilustraciones pastillas de freno



Maßstab - scale - scala - échelle - escala 1:2


13.0460-7063.2 607063



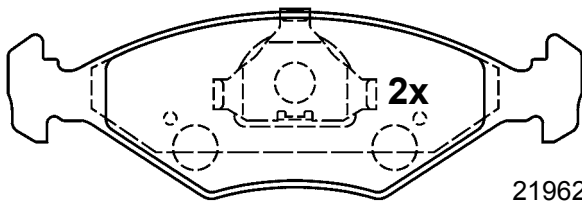
FIAT



ATE



21193 18,0



21962 18,0

151,3 x 49,2 x 18,0

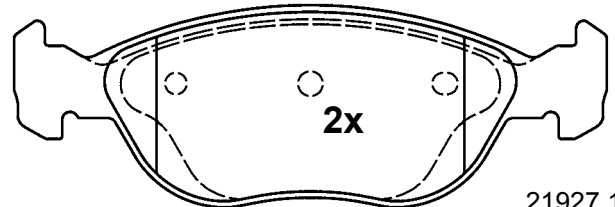
13.0460-7065.2 607065



FIAT, LANCIA



ATE



21927 17,9

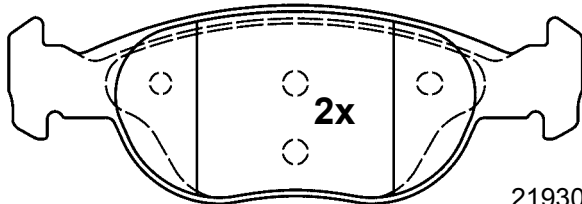
13.0460-7064.2 607064



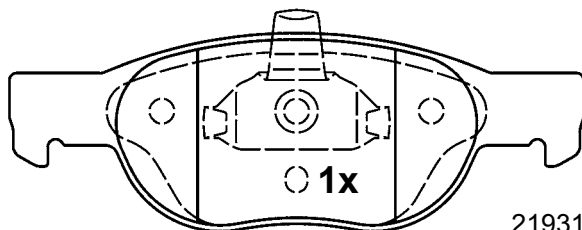
FIAT, LANCIA



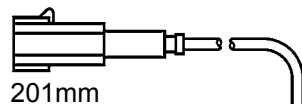
ATE



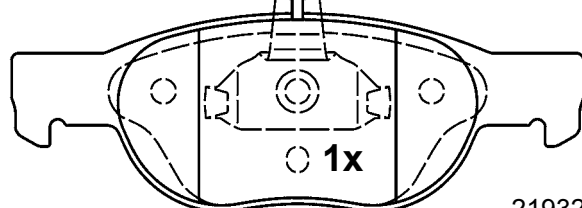
21930 17,9



21931 17,9

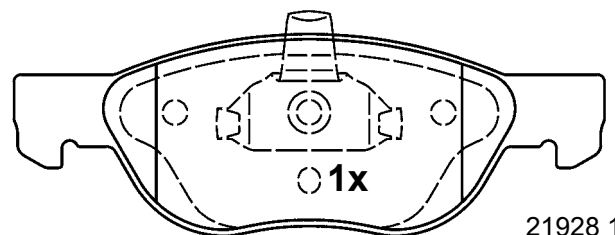


201mm

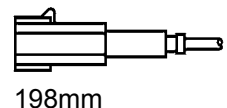


21932 17,9

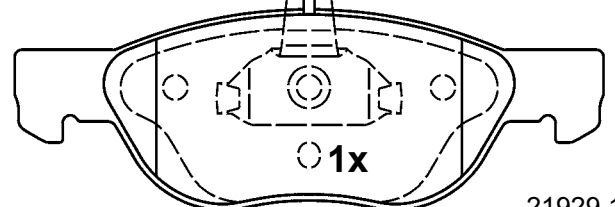
151,3 x 52,0 x 17,9



21928 17,9



198mm



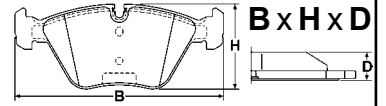
21929 17,9

156,3 x 52,7 x 17,9

Abbildungen Scheibenbremsbeläge

Illustrations disc brake pads - Illustrazioni pastiglie freno -

Illustrations plaquettes de frein - Ilustraciones pastillas de freno



Maßstab - scale - scala - échelle - escala 1:2

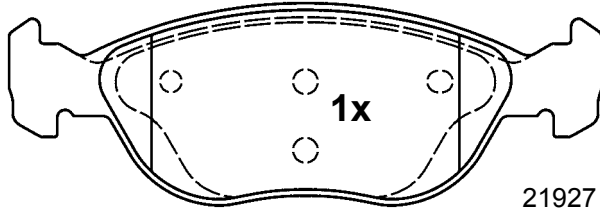
13.0460-7067.2 607067



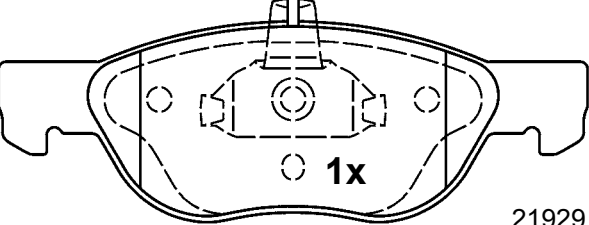
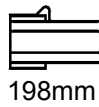
ALFA ROMEO



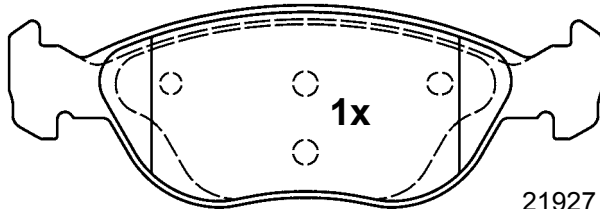
ATE



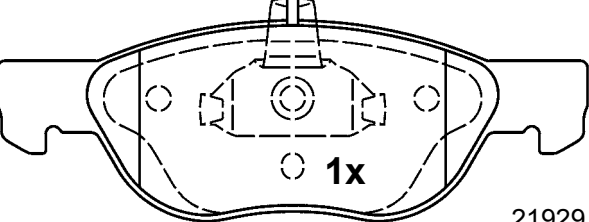

21927 17,9



21929 17,9



21927 17,9



21929 17,9

156,3 x 52,7 x 17,9

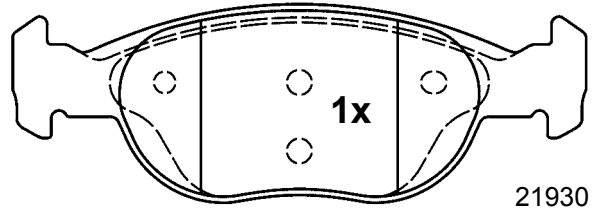
13.0460-7068.2 607068



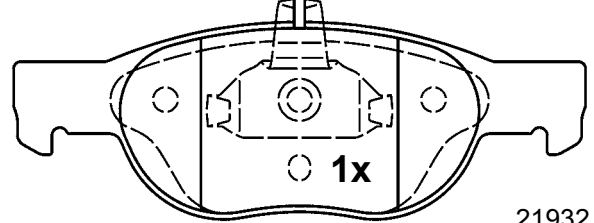
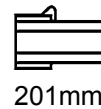
ALFA ROMEO



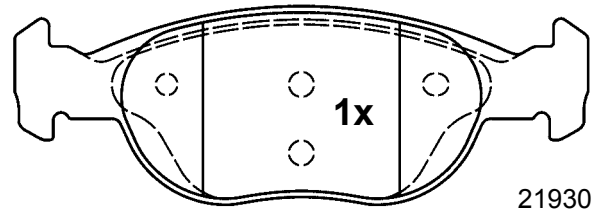
ATE



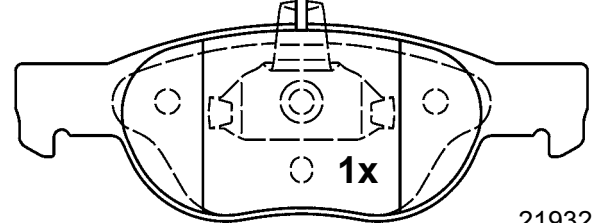
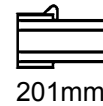
21930 17,9



21932 17,9



21930 17,9



21932 17,9

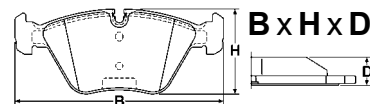
151,3 x 52,0 x 17,9



Abbildungen Scheibenbremsbeläge

Illustrations disc brake pads - Illustrazioni pastiglie freno -

Illustrations plaquettes de frein - Ilustraciones pastillas de freno



Maßstab - scale - scala - échelle - escala 1:2

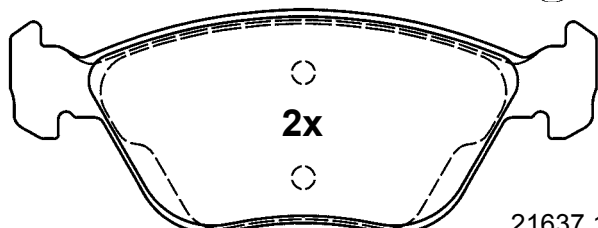
13.0460-7069.2 607069



ALFA ROMEO, FIAT, LANCIA



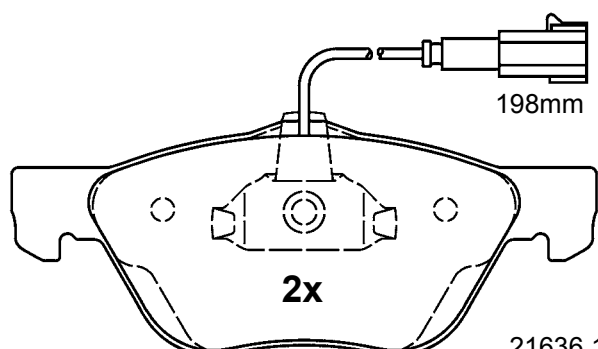
ATE



2x

21637 19,3

156,3 x 59,1 x 19,3



198mm

2x

21636 19,3

155,1 x 61,8 x 19,3

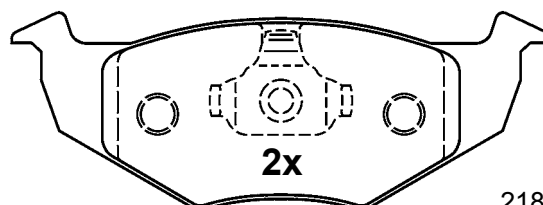
13.0460-7072.2 607072



SEAT, VOLKSWAGEN



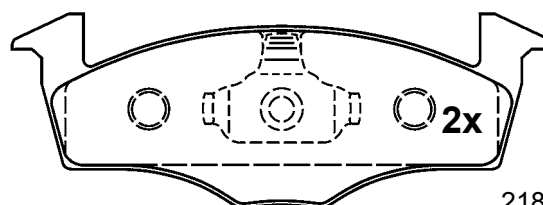
ATE



2x

21866 19,7

141,8 x 51,2 x 19,7



2x

21868 19,7

141,8 x 50,6 x 19,7

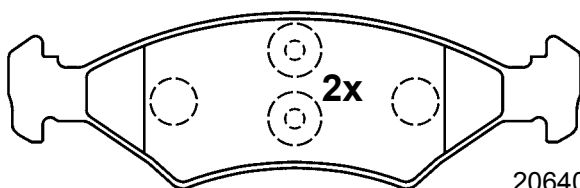
13.0460-7071.2 607071



FORD, MAZDA

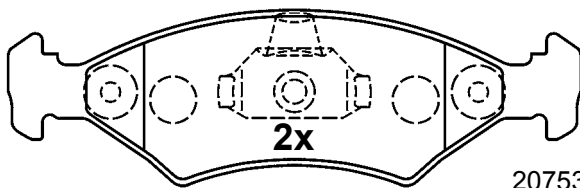


ATE



2x

20640 17,5



2x

20753 17,5

151,3 x 46,4 x 17,5

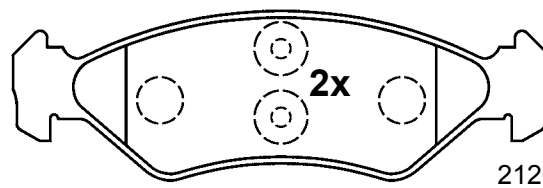
13.0460-7073.2 607073



FORD, MAZDA



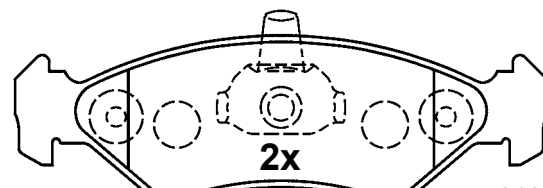
ATE



2x

21202 16,9

141,3 x 44,4 x 16,9



2x

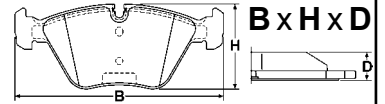
21203 16,9

140,1 x 44,4 x 16,9

Abbildungen Scheibenbremsbeläge

Illustrations disc brake pads - Illustrazioni pastiglie freno -

Illustrations plaquettes de frein - Ilustraciones pastillas de freno



Maßstab - scale - scala - échelle - escala 1:2

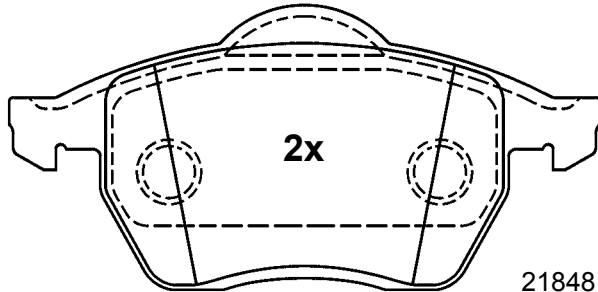
13.0460-7076.2 607076



FORD, SEAT, VOLKSWAGEN

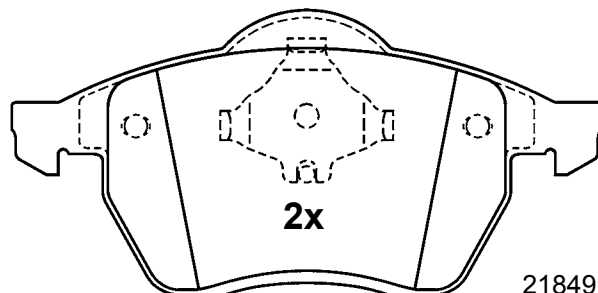


ATE



156,3 x 74,0 x 19,8

21848 19,8



156,3 x 74,0 x 20,3

21849 20,3

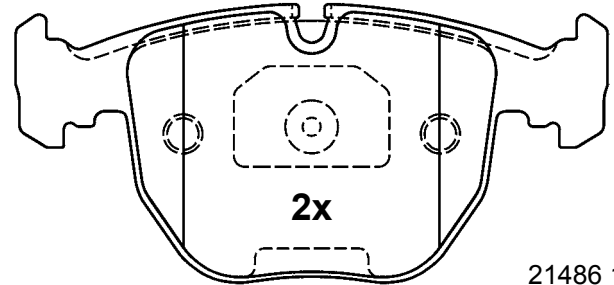
13.0460-7078.2 607078



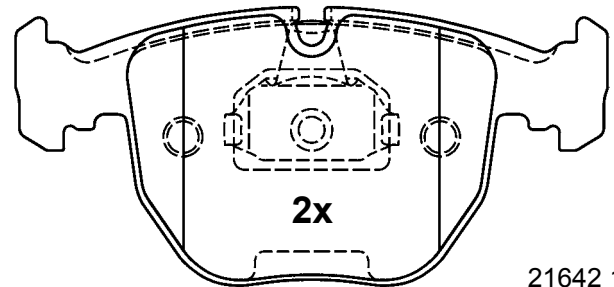
BMW



ATE



21486 19,3



21642 19,3

156,3 x 73,2 x 19,3

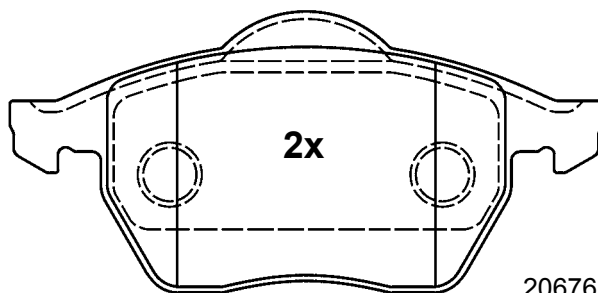
13.0460-7077.2 607077



AUDI, VOLKSWAGEN

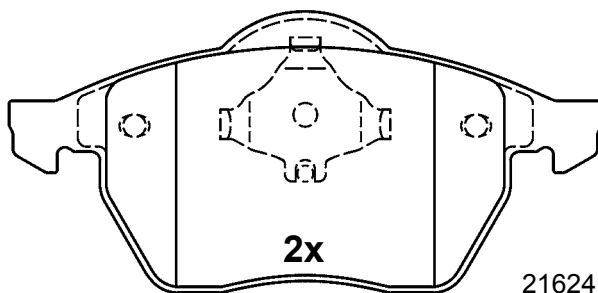


ATE



156,3 x 74,0 x 19,8

20676 19,8



156,3 x 74,0 x 20,3

21624 20,3

21646 20,3

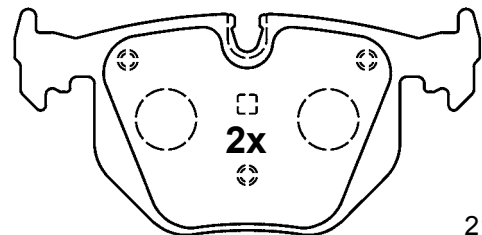
13.0460-7079.2 607079



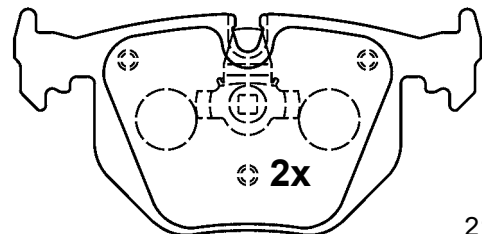
BMW, LAND ROVER



ATE

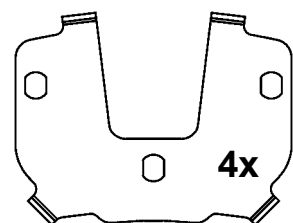


21282 17,3



21487 17,3

123,3 x 59,5 x 17,3

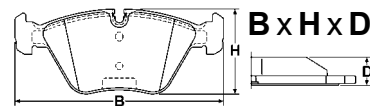


D = 0,6

Abbildungen Scheibenbremsbeläge

Illustrations disc brake pads - Illustrazioni pastiglie freno -

Illustrations plaquettes de frein - Ilustraciones pastillas de freno



Maßstab - scale - scala - échelle - escala 1:2

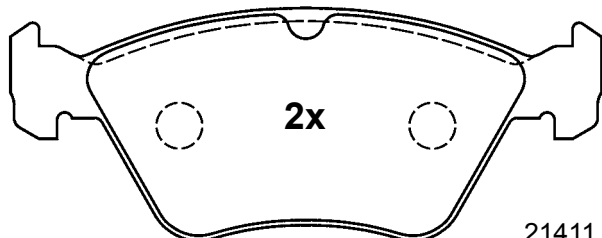
13.0460-7080.2 607080



OPEL, SAAB, VAUXHALL



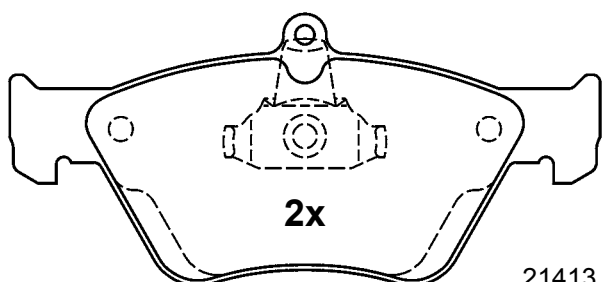
ATE



2x

21411 17,5

156,3 x 60,7 x 17,5



2x

21413 18,3

155,1 x 70,6 x 18,3

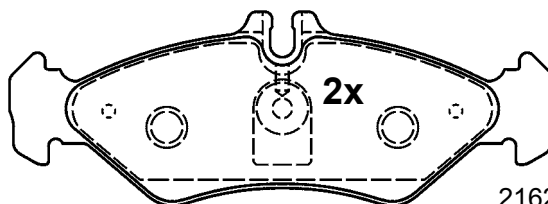
13.0460-7083.2 607083



MERCEDES BENZ,
VOLKSWAGEN

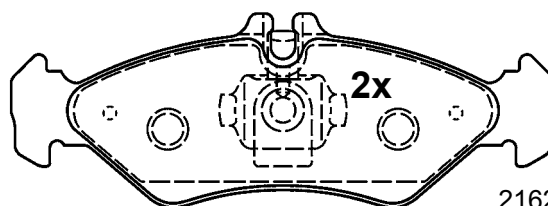


ATE



2x

21621 17,3



2x

21622 17,3

141,3 x 49,9 x 17,3

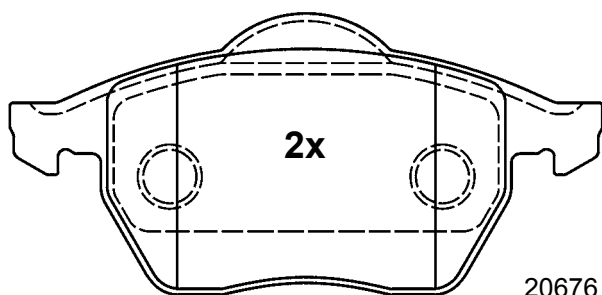
13.0460-7081.2 607081



AUDI, SEAT, SKODA,
VOLKSWAGEN



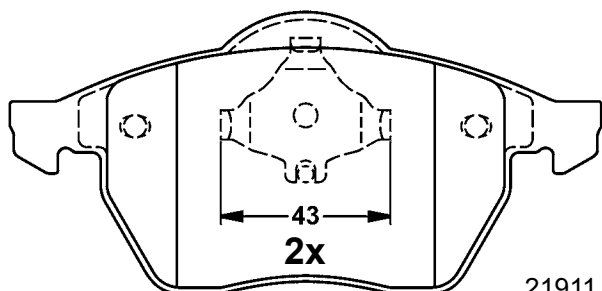
ATE



2x

20676 19,8

156,3 x 74,0 x 19,8



43
2x

21911 20,3

156,3 x 74,0 x 20,3

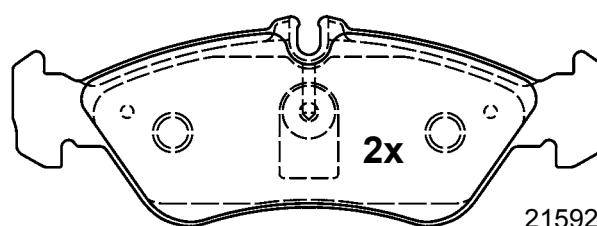
13.0460-7084.2 607084



MERCEDES BENZ,
VOLKSWAGEN

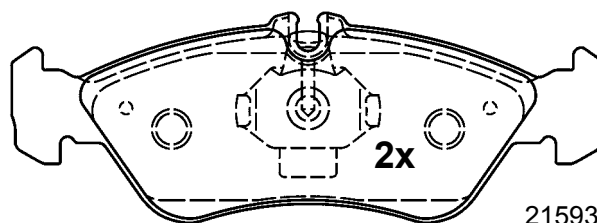


ATE



2x

21592 18,8



2x

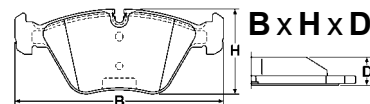
21593 18,8

156,3 x 54,8 x 18,8

Abbildungen Scheibenbremsbeläge

Illustrations disc brake pads - Illustrazioni pastiglie freno -

Illustrations plaquettes de frein - Ilustraciones pastillas de freno



Maßstab - scale - scala - échelle - escala 1:2

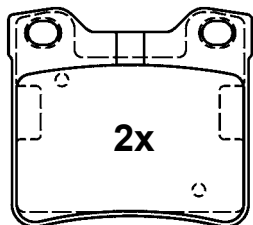
13.0460-7085.2 607085



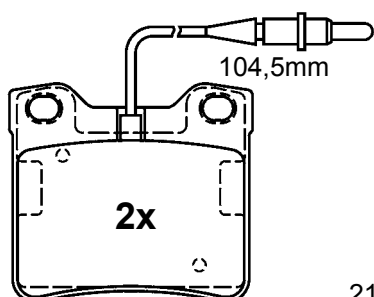
MERCEDES BENZ



ATE



21278 16,9



21904 16,9

63,7 x 57,4 x 16,9

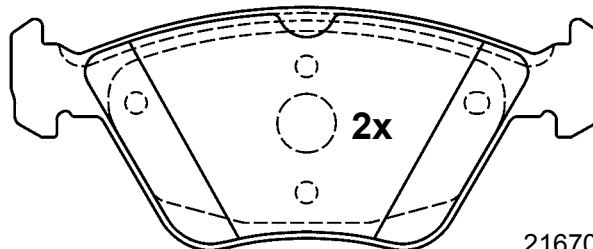
13.0460-7087.2 607087



CHRYSLER, MERCEDES BENZ

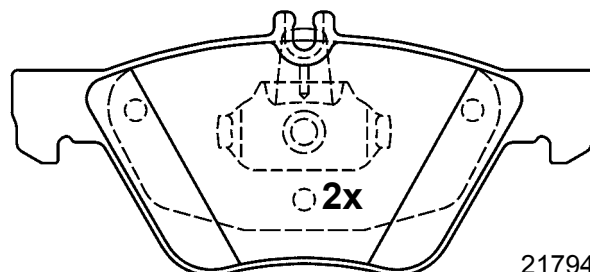


ATE



21670 19,4

156,3 x 63,5 x 19,4



21794 19,4

155,1 x 69,3 x 19,4

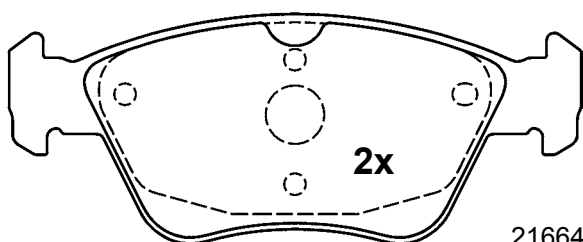
13.0460-7086.2 607086



MERCEDES BENZ

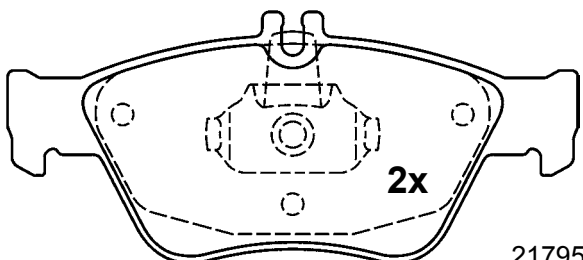


ATE



21664 19,8

151,3 x 59,8 x 19,8



21795 19,8

150,1 x 66,2 x 19,8

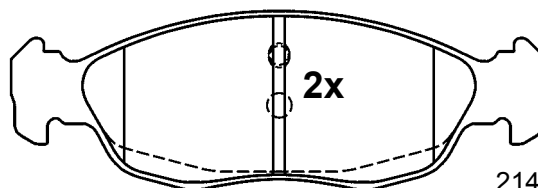
13.0460-7088.2 607088



CITROEN, PEUGEOT

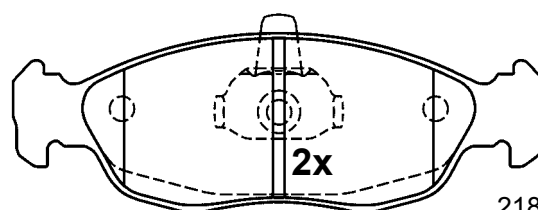


ATE



21430 17,3

141,3 x 47,4 x 17,3



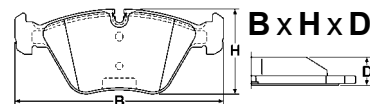
21827 17,3

140,1 x 47,4 x 17,3

Abbildungen Scheibenbremsbeläge

Illustrations disc brake pads - Illustrazioni pastiglie freno -

Illustrations plaquettes de frein - Ilustraciones pastillas de freno



Maßstab - scale - scala - échelle - escala 1:2

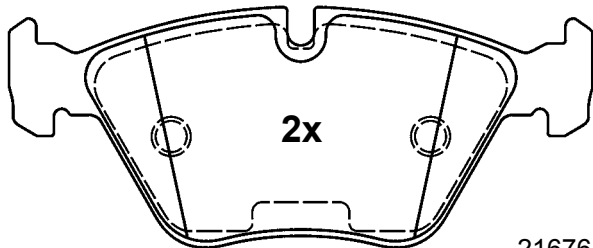
13.0460-7089.2 607089



BMW



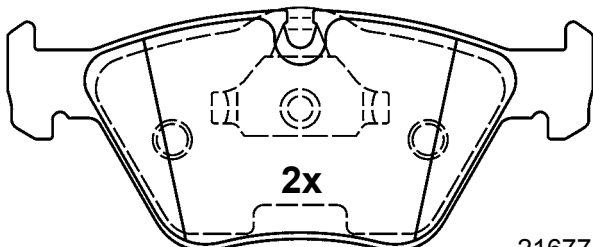
ATE



2x

21676 20,3

154,6 x 63,5 x 20,3



2x

21677 20,3

155,1 x 63,5 x 20,3

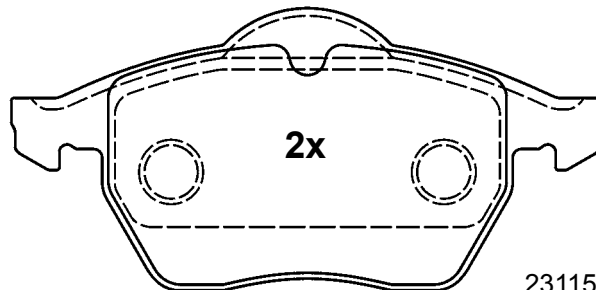
13.0460-7091.2 607091



OPEL, SAAB, VAUXHALL



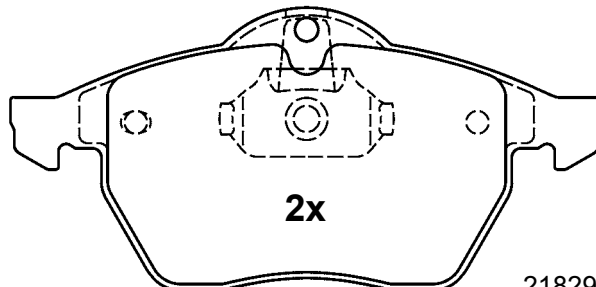
ATE



2x

23115 19,8

156,3 x 74,0 x 19,8



2x

21829 20,3

155,1 x 74,0 x 20,3

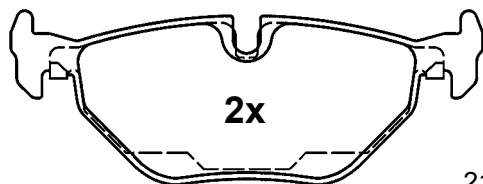
13.0460-7090.2 607090



BMW

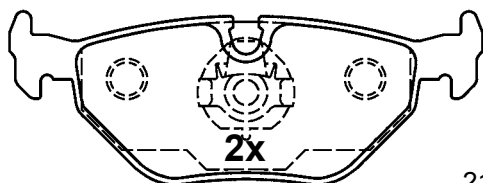


ATE



2x

21891 17,3



2x

21691 17,3

123,0 x 44,9 x 17,3

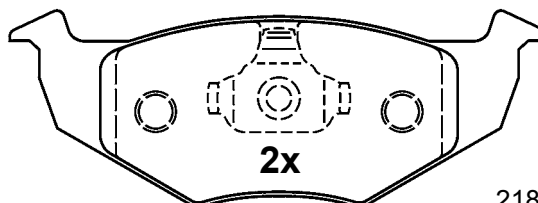
13.0460-7100.2 607100



SEAT, SKODA, VOLKSWAGEN



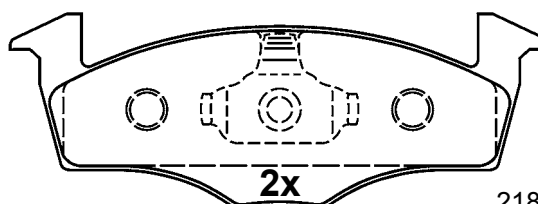
VW



2x

21866 17,2

141,8 x 51,2 x 17,2



2x

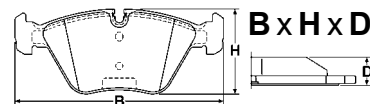
21868 17,2

141,8 x 50,6 x 17,2

Abbildungen Scheibenbremsbeläge

Illustrations disc brake pads - Illustrazioni pastiglie freno -

Illustrations plaquettes de frein - Ilustraciones pastillas de freno



Maßstab - scale - scala - échelle - escala 1:2

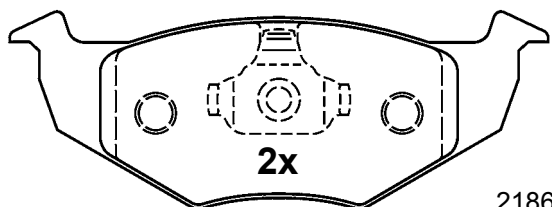
13.0460-7101.2 607101



SEAT, VOLKSWAGEN



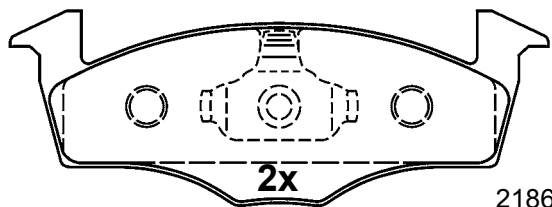
VW



2x

21866 15,3

141,8 x 51,2 x 15,3



2x

21868 15,3

141,8 x 50,6 x 15,3

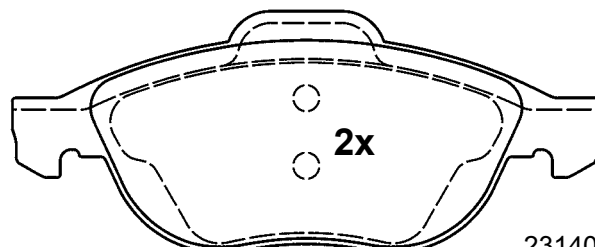
13.0460-7105.2 607105



ALFA ROMEO, LANCIA



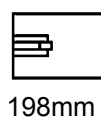
ATE



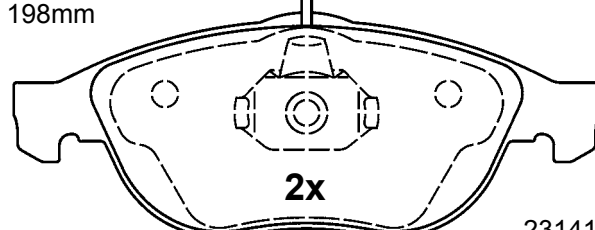
2x

23140 19,4

156,3 x 63,8 x 19,4



198mm



2x

23141 19,4

155,1 x 59,3 x 19,4

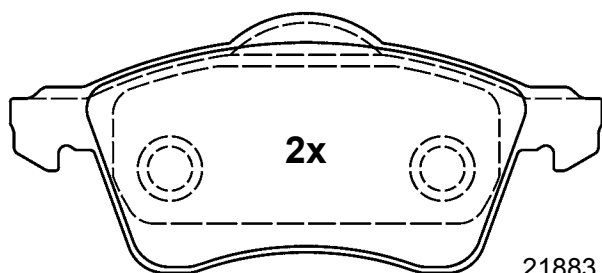
13.0460-7102.2 607102



VOLKSWAGEN



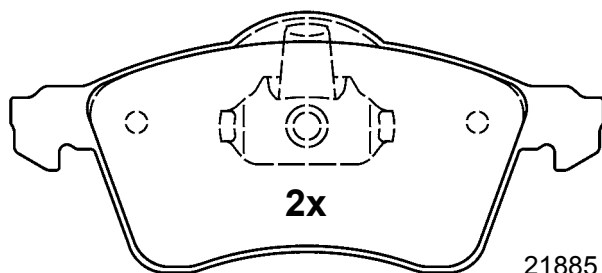
ATE



2x

21883 19,8

156,3 x 68,5 x 19,8



2x

21885 20,4

156,3 x 68,5 x 20,4

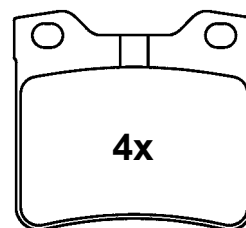
13.0460-7107.2 607107



PEUGEOT



ATE



4x

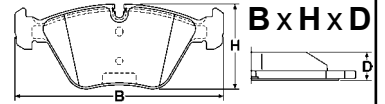
21278 16,4

63,7 x 57,8 x 16,4

Abbildungen Scheibenbremsbeläge

Illustrations disc brake pads - Illustrazioni pastiglie freno -

Illustrations plaquettes de frein - Ilustraciones pastillas de freno



Maßstab - scale - scala - échelle - escala 1:2

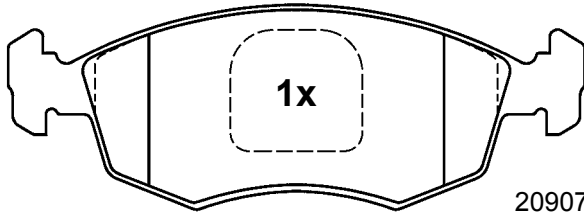
13.0460-7108.2 607108



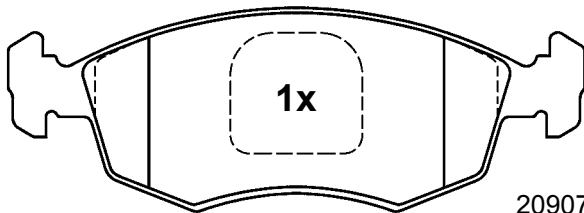
FIAT



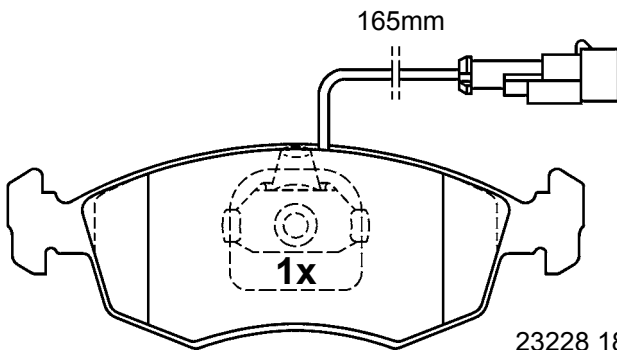
ATE



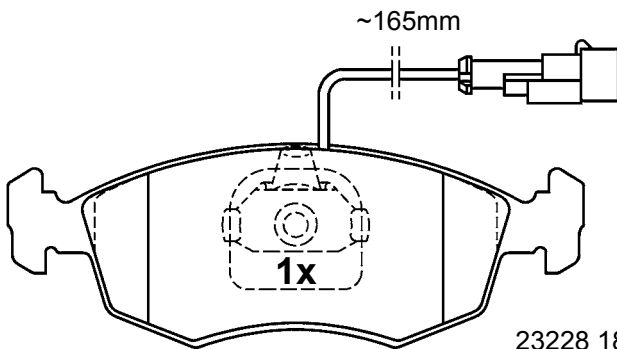
20907 18,1



20907 18,1



23228 18,1



23228 18,1

151,3 x 52,5 x 18,1

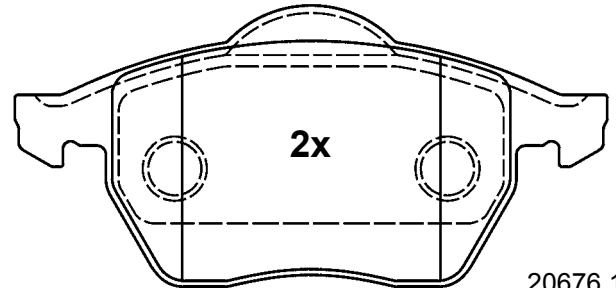
13.0460-7110.2 607110



AUDI, SEAT, SKODA,
VOLKSWAGEN

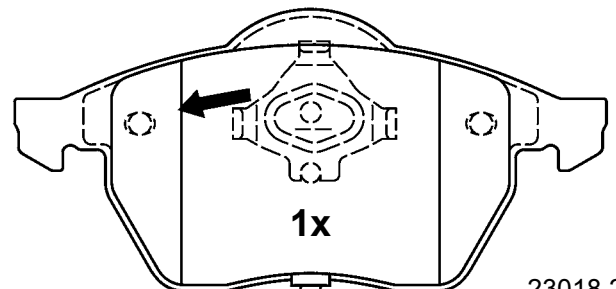


ATE



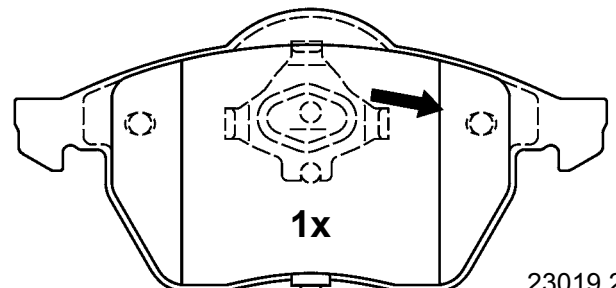
20676 19,8

156,3 x 74,0 x 19,8



23018 20,3

156,3 x 74,0 x 20,3



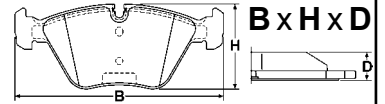
23019 20,3

156,3 x 74,0 x 20,3

Abbildungen Scheibenbremsbeläge

Illustrations disc brake pads - Illustrazioni pastiglie freno -

Illustrations plaquettes de frein - Ilustraciones pastillas de freno



Maßstab - scale - scala - échelle - escala 1:2

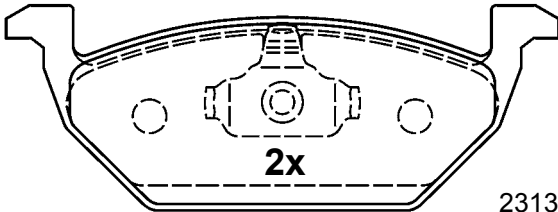
13.0460-7111.2 607111



AUDI, SEAT, SKODA,
VOLKSWAGEN

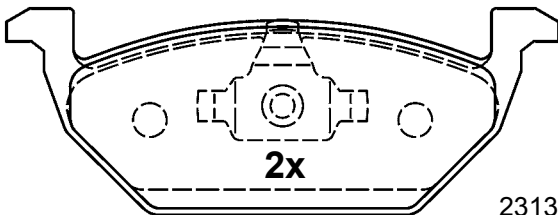


VW



2x

23130 19,6



2x

23131 19,6

146,0 x 54,7 x 19,6

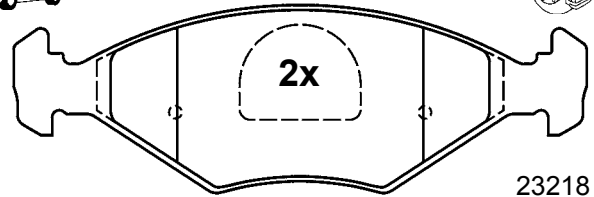
13.0460-7113.2 607113



FIAT

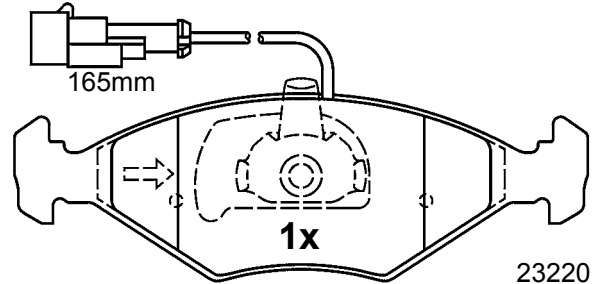


ATE



2x

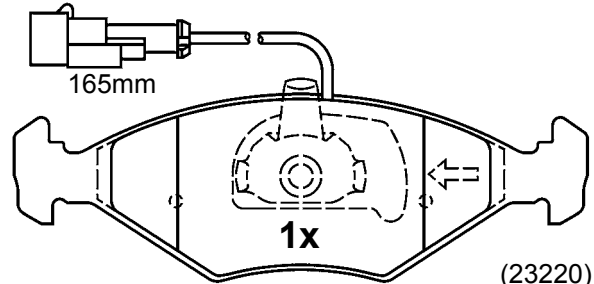
23218 18,0



165mm

1x

23220 18,0



165mm

1x

(23220) 18,0

151,3 x 49,2 x 18,0

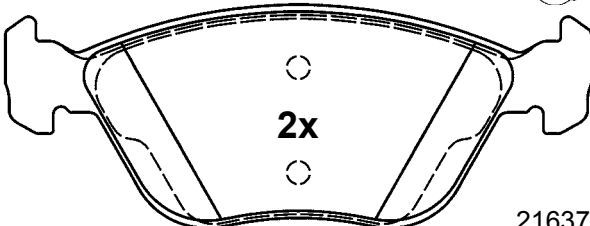
13.0460-7112.2 607112



ALFA ROMEO



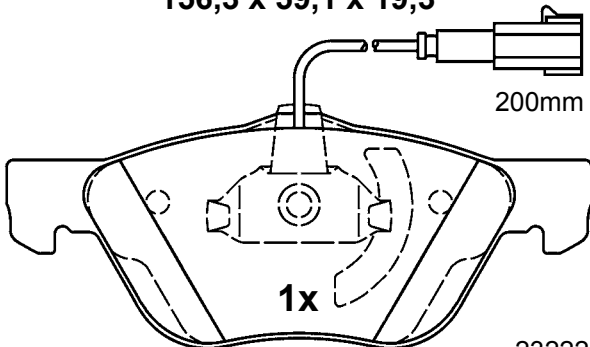
ATE



2x

21637 19,3

156,3 x 59,1 x 19,3

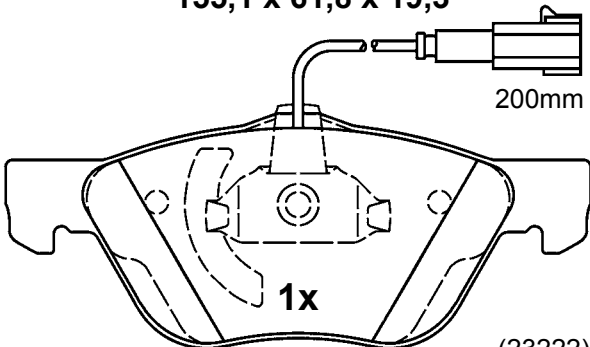


200mm

1x

23222 19,3

155,1 x 61,8 x 19,3



200mm

1x

(23222) 19,3

155,1 x 61,8 x 19,3

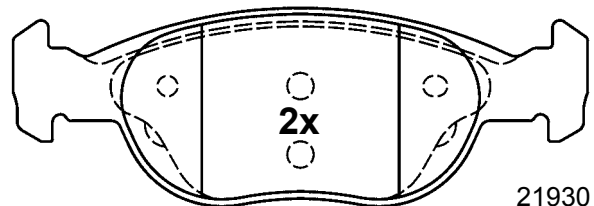
13.0460-7114.2 607114



FIAT, LANCIA

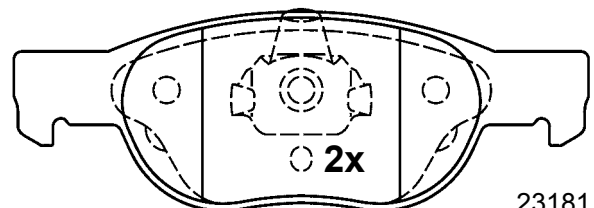


ATE



2x

21930 17,9



2x

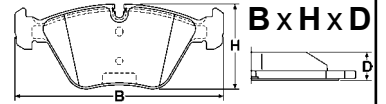
23181 17,9

151,3 x 52,0 x 17,9

Abbildungen Scheibenbremsbeläge

Illustrations disc brake pads - Illustrazioni pastiglie freno -

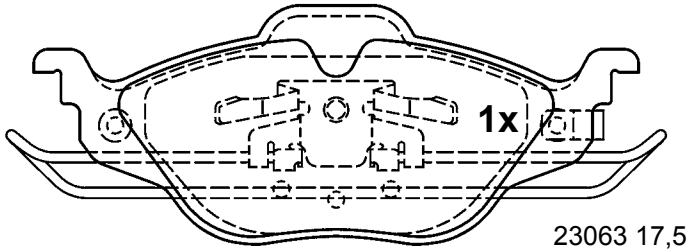
Illustrations plaquettes de frein - Ilustraciones pastillas de freno



Maßstab - scale - scala - échelle - escala 1:2

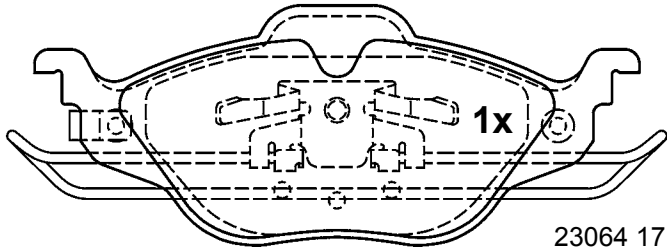
13.0460-7115.2 607115

OPEL, VAUXHALL



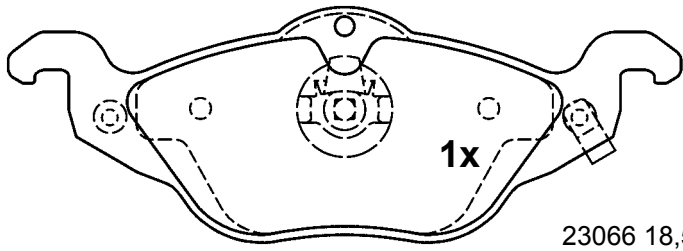
23063 17,5

160,0 x 63,0 x 17,5



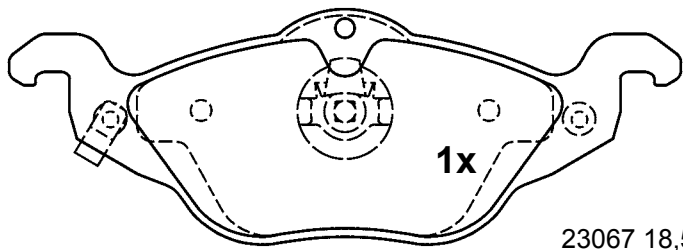
23064 17,5

160,0 x 63,0 x 17,5



23066 18,5

177,6 x 62,0 x 18,5

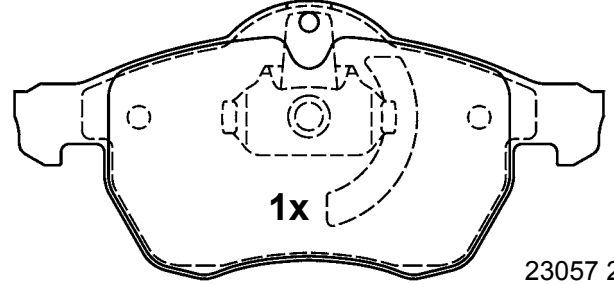


23067 18,5

177,6 x 62,0 x 18,5

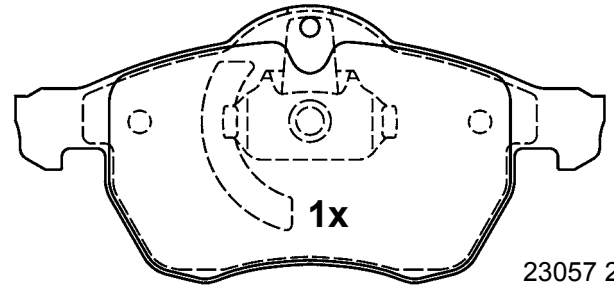
13.0460-7116.2 607116

OPEL, VAUXHALL



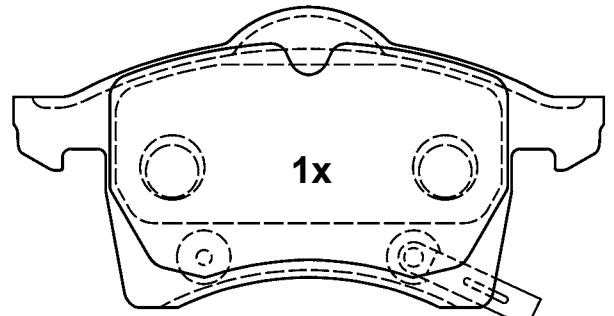
23057 20,2

155,1 x 71,4 x 20,2



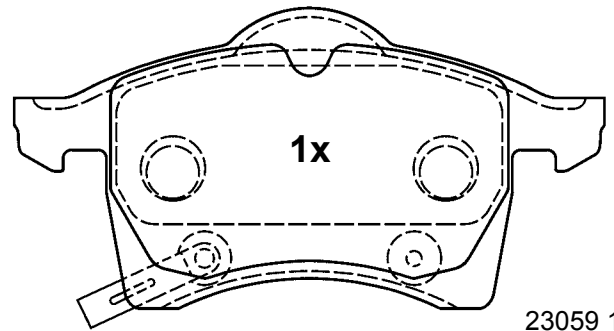
23057 20,2

155,1 x 71,4 x 20,2



23058 19,6

156,3 x 78,5 x 19,6



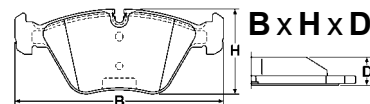
23059 19,6

156,3 x 78,5 x 19,6

Abbildungen Scheibenbremsbeläge

Illustrations disc brake pads - Illustrazioni pastiglie freno -

Illustrations plaquettes de frein - Ilustraciones pastillas de freno



Maßstab - scale - scala - échelle - escala 1:2

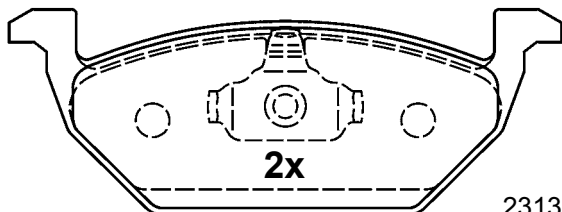
13.0460-7117.2 607117



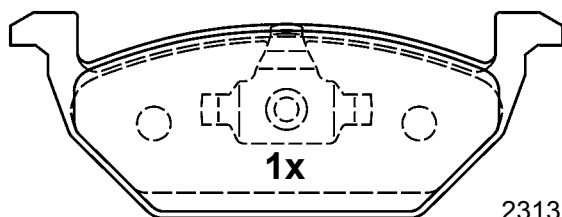
AUDI, SEAT, SKODA,
VOLKSWAGEN



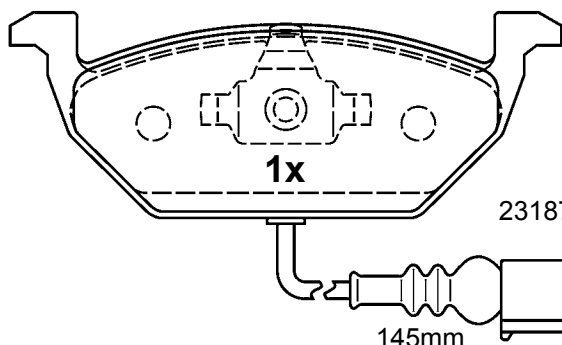
VW



23130 19,6



23131 19,6



23187 19,6

145mm

146,0 x 54,7 x 19,6

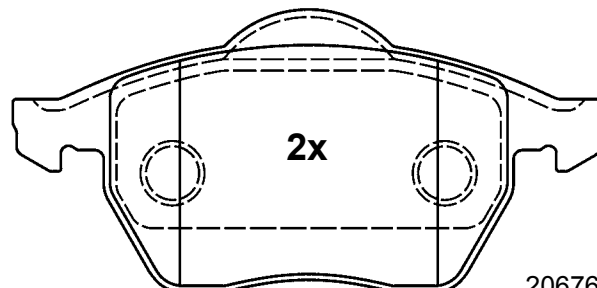
13.0460-7122.2 607122



AUDI, SEAT, SKODA,
VOLKSWAGEN

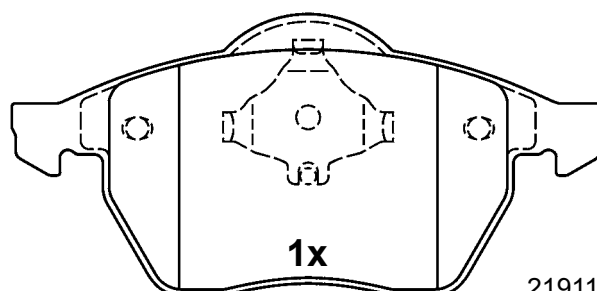


ATE



20676 19,8

156,3 x 74,0 x 19,8



21911 20,3

156,3 x 74,0 x 20,3

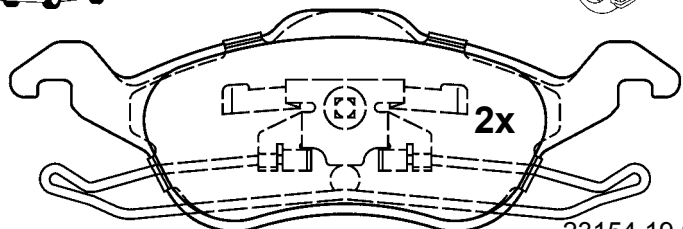
13.0460-7121.2 607121



FORD

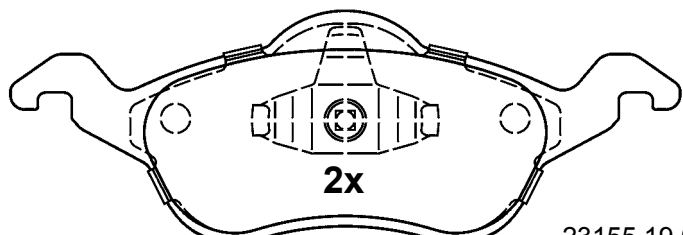


ATE



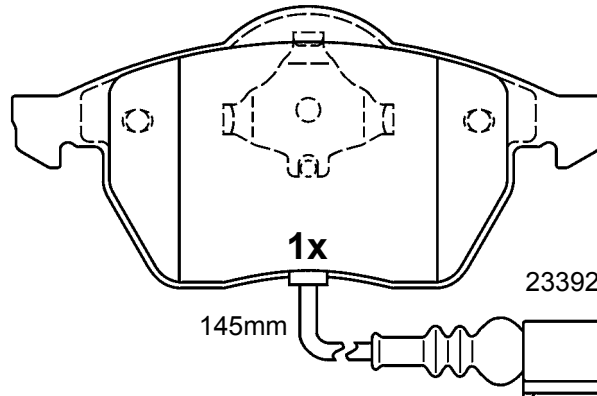
23154 19,0

177,9 x 58,4 x 19,0



23155 19,0

177,9 x 61,0 x 19,0



23392 20,3

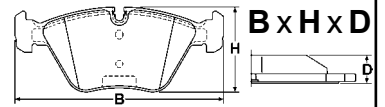
145mm

156,3 x 74,0 x 20,3

Abbildungen Scheibenbremsbeläge

Illustrations disc brake pads - Illustrazioni pastiglie freno -

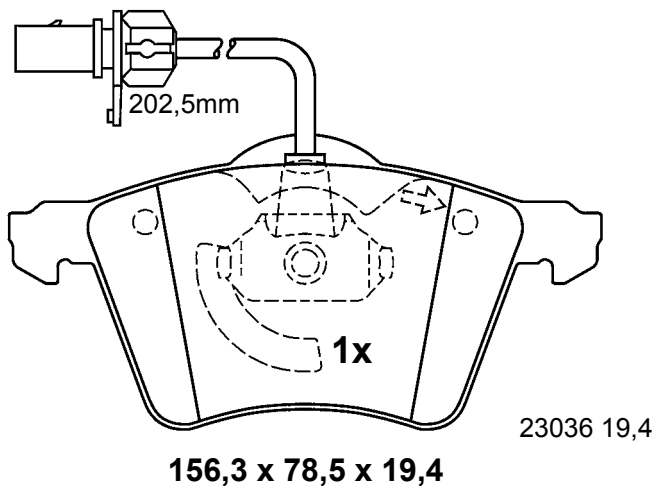
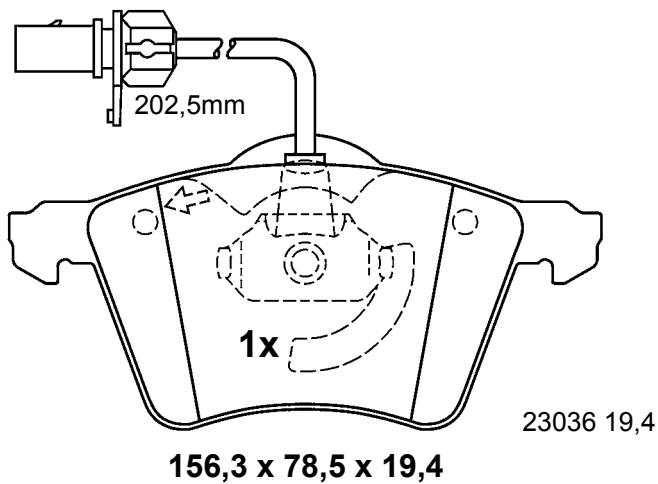
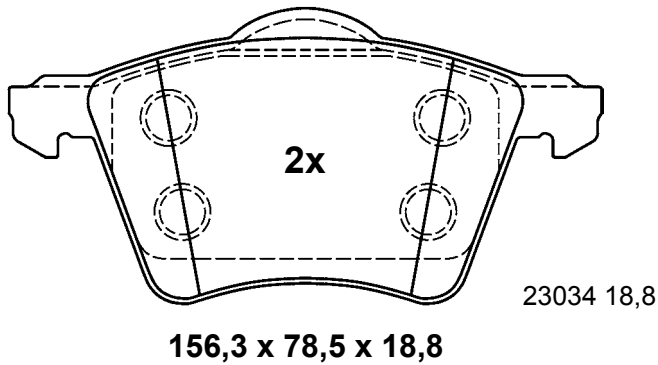
Illustrations plaquettes de frein - Ilustraciones pastillas de freno



Maßstab - scale - scala - échelle - escala 1:2

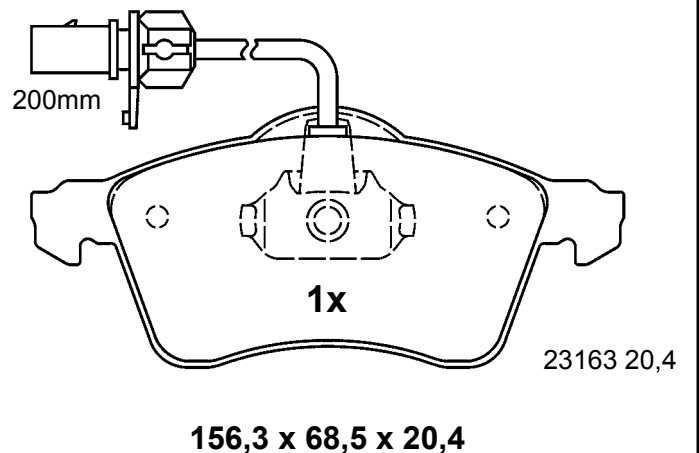
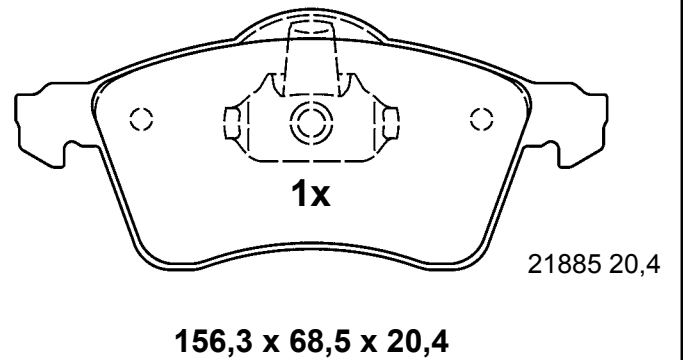
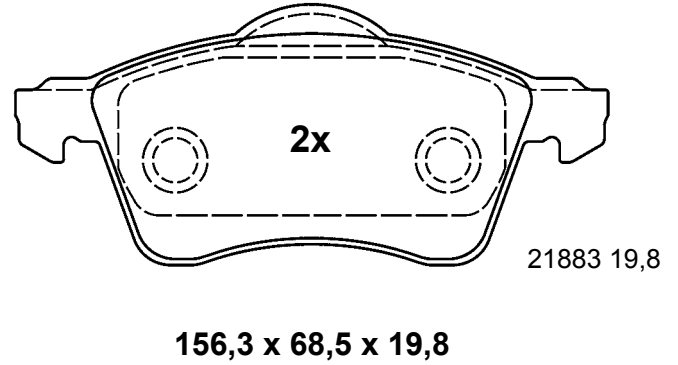
13.0460-7123.2 607123

 VOLKSWAGEN



13.0460-7124.2 607124

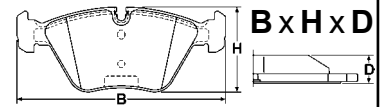
 VOLKSWAGEN



Abbildungen Scheibenbremsbeläge

Illustrations disc brake pads - Illustrazioni pastiglie freno -

Illustrations plaquettes de frein - Ilustraciones pastillas de freno



Maßstab - scale - scala - échelle - escala 1:2

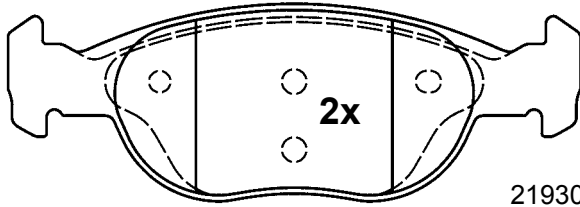
13.0460-7125.2 607125



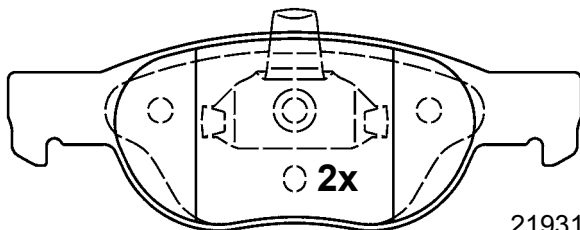
FIAT



ATE



21930 17,9



21931 17,9

151,3 x 52,0 x 17,9

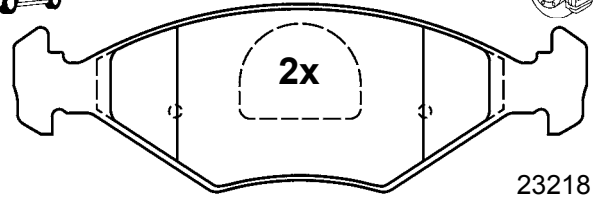
13.0460-7128.2 607128



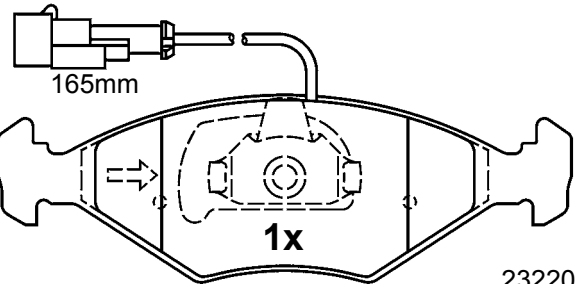
FIAT



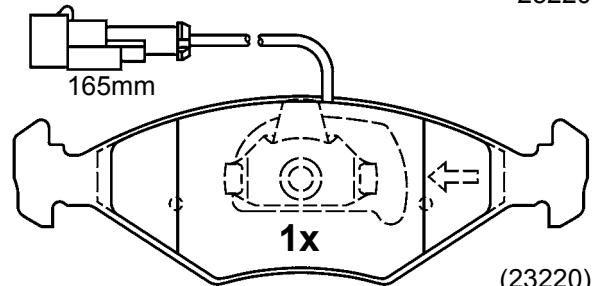
ATE



23218 18,0



23220 18,0



(23220) 18,0

151,3 x 49,2 x 18,0

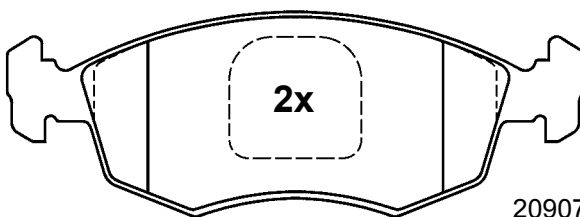
13.0460-7126.2 607126



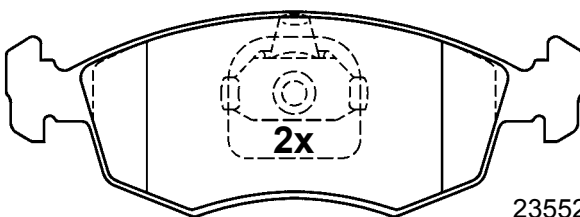
FIAT



ATE



20907 18,1



23552 18,1

151,3 x 52,5 x 18,1

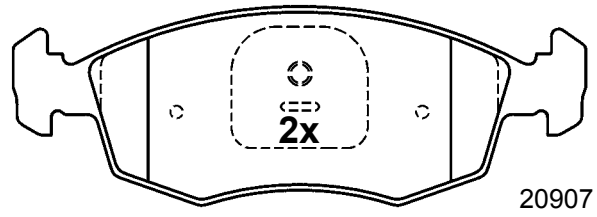
13.0460-7129.2 607129



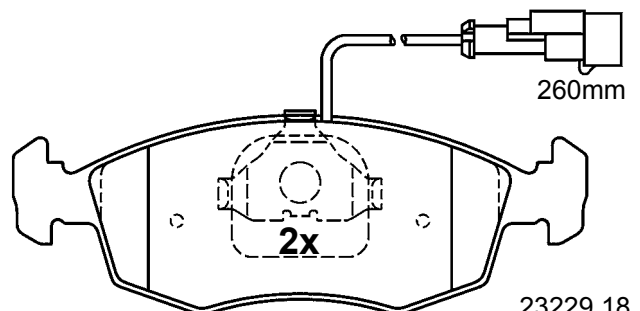
LANCIA



ATE



20907 18,1

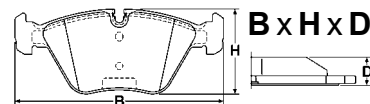


23229 18,1

151,3 x 52,5 x 18,1

Abbildungen Scheibenbremsbeläge

Illustrations disc brake pads - Illustrazioni pastiglie freno -
Illustrations plaquettes de frein - Ilustraciones pastillas de freno



Maßstab - scale - scala - échelle - escala 1:2


13.0460-7131.2 607131




LANCIA



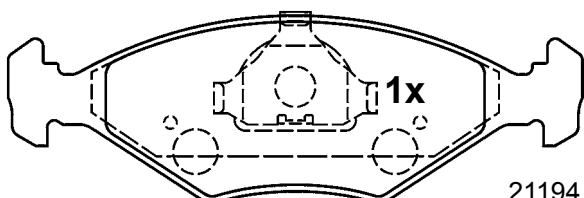
ATE



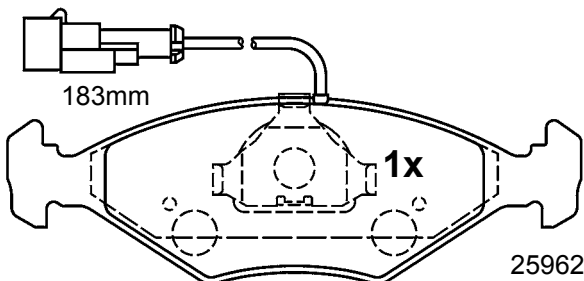
21193 18,0



21193 18,0



21194 18,0



25962 18,0

151,3 x 49,2 x 18,0

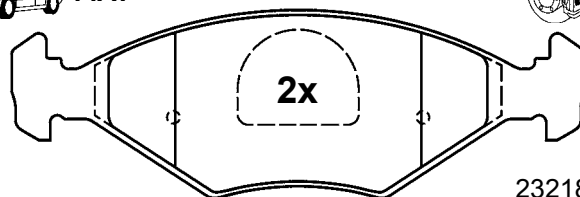
13.0460-7132.2 607132



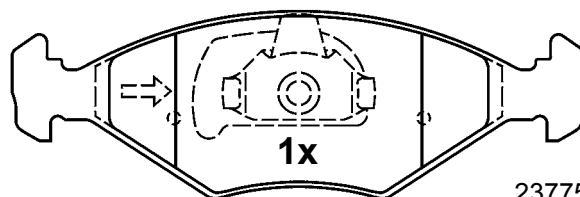
FIAT



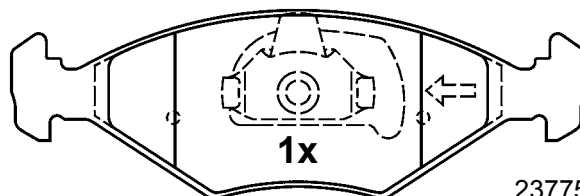
ATE



23218 18,0



23775 18,0



23775 18,0

151,3 x 49,2 x 18,0

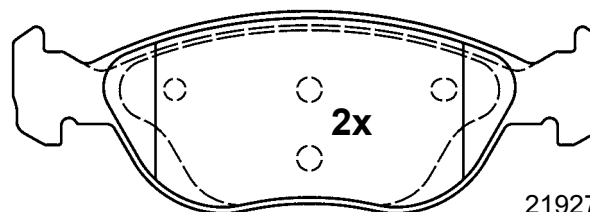
13.0460-7133.2 607133



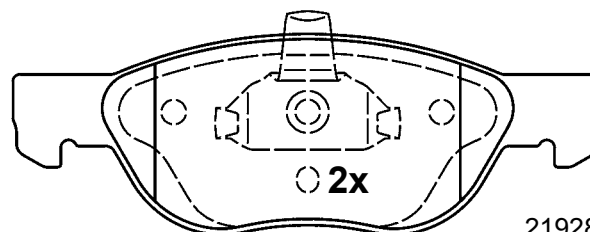
FIAT



ATE



21927 17,9



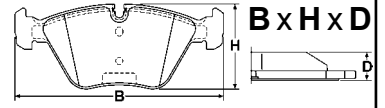
21928 17,9

156,3 x 52,7 x 17,9

Abbildungen Scheibenbremsbeläge

Illustrations disc brake pads - Illustrazioni pastiglie freno -

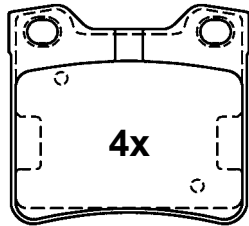
Illustrations plaquettes de frein - Ilustraciones pastillas de freno



Maßstab - scale - scala - échelle - escala 1:2

13.0460-7134.2 607134

PEUGEOT

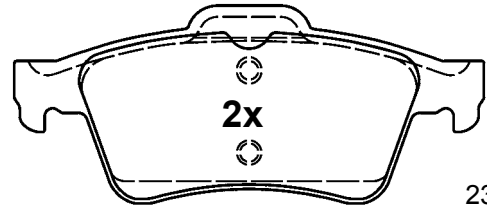


21278 16,4

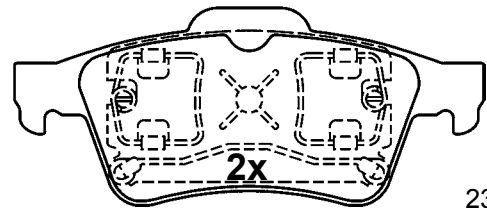
63,7 x 57,8 x 16,4

13.0460-7137.2 607137

NISSAN, RENAULT



23482 15,8

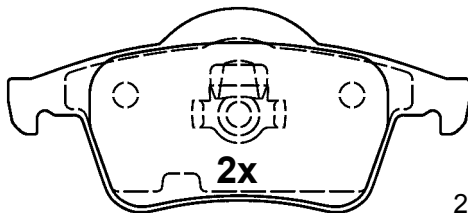


23483 15,8

123,0 x 51,9 x 15,8

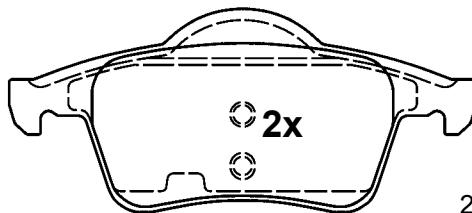
13.0460-7135.2 607135

VOLVO



23076 17,5

122,4 x 53,7 x 17,5

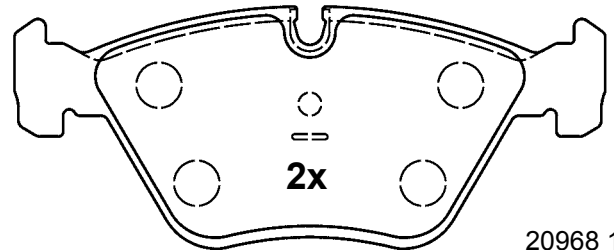


23077 17,5

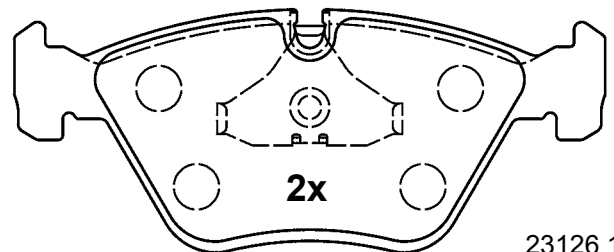
123,6 x 53,7 x 17,5

13.0460-7138.2 607138

DAIMLER, JAGUAR



20968 17,5



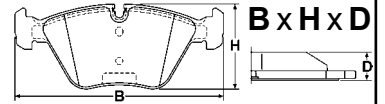
23126 17,5

156,4 x 64,0 x 17,5

Abbildungen Scheibenbremsbeläge

Illustrations disc brake pads - Illustrazioni pastiglie freno -

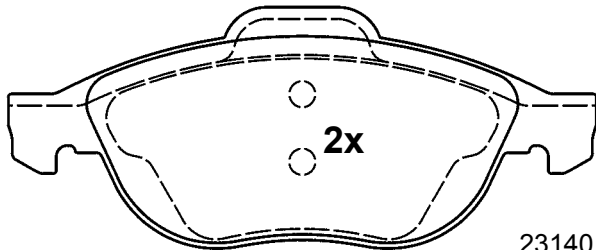
Illustrations plaquettes de frein - Ilustraciones pastillas de freno



Maßstab - scale - scala - échelle - escala 1:2

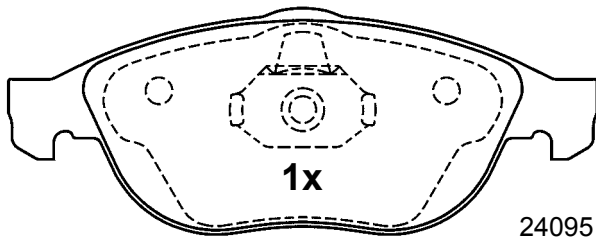
13.0460-7139.2 607139

ALFA ROMEO, LANCIA



23140 19,4

156,3 x 63,8 x 19,4

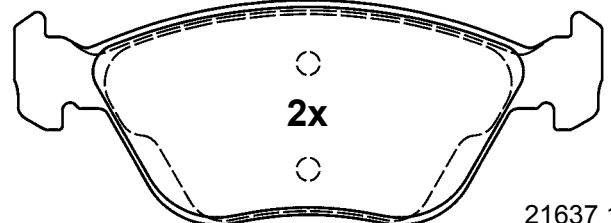


24095 19,4

155,1 x 59,3 x 19,4

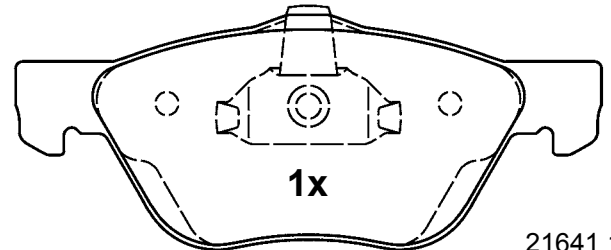
13.0460-7140.2 607140

ALFA ROMEO, FIAT, LANCIA



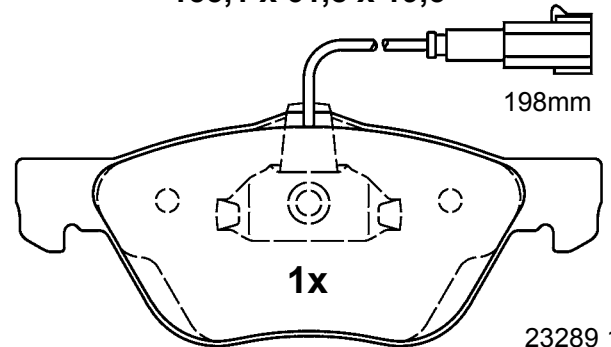
21637 19,3

156,3 x 59,1 x 19,3



21641 19,3

155,1 x 61,8 x 19,3



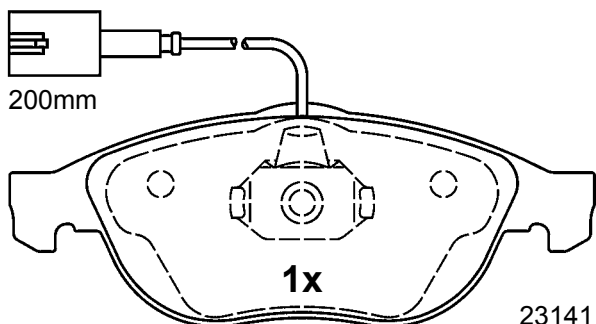
198mm

23289 19,3

155,1 x 61,8 x 19,3

13.0460-7141.2 607141

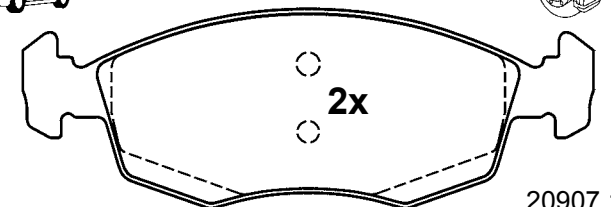
FIAT



200mm

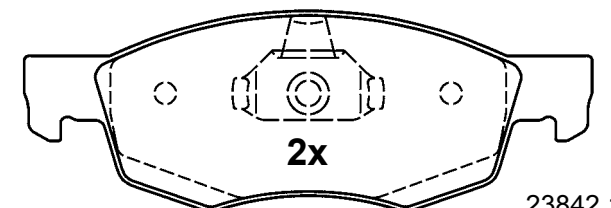
23141 19,4

155,1 x 59,3 x 19,4



20907 18,1

151,3 x 52,5 x 18,1



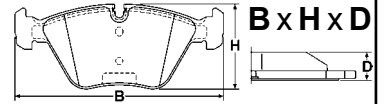
23842 18,1

150,1 x 52,5 x 18,1

Abbildungen Scheibenbremsbeläge

Illustrations disc brake pads - Illustrazioni pastiglie freno -

Illustrations plaquettes de frein - Ilustraciones pastillas de freno



Maßstab - scale - scala - échelle - escala 1:2

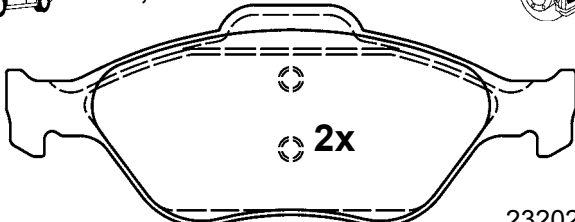
13.0460-7142.2 607142



FORD, MAZDA



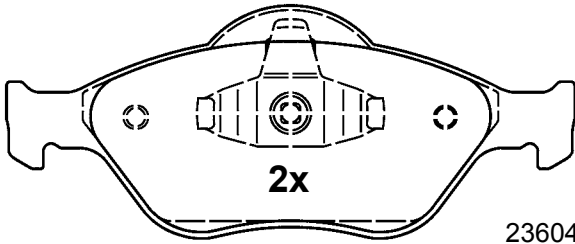
ATE



2x

151,3 x 58,3 x 18,3

23202 18,3



2x

150,1 x 61,2 x 18,3

23604 18,3

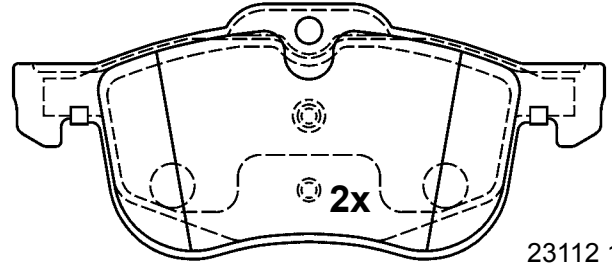
13.0460-7144.2 607144



MG, ROVER



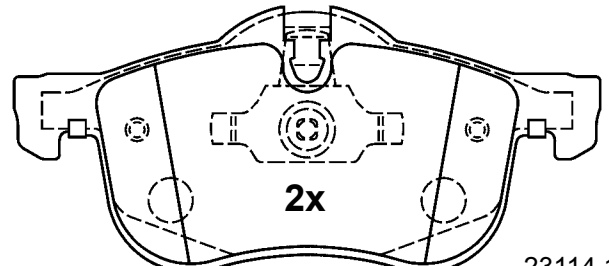
ATE



2x

156,4 x 67,2 x 19,1

23112 19,1



2x

155,1 x 70,1 x 19,1

23114 19,1

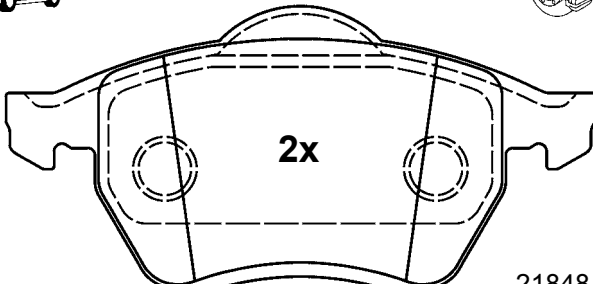
13.0460-7143.2 607143



FORD, SEAT, VOLKSWAGEN



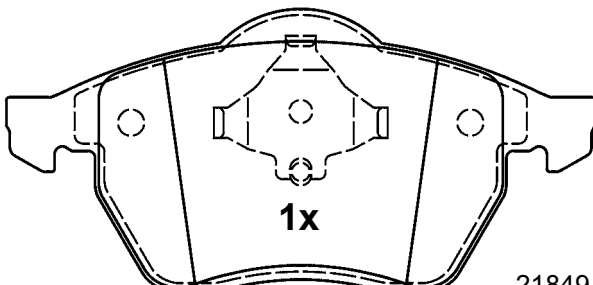
ATE



2x

156,3 x 74,0 x 19,8

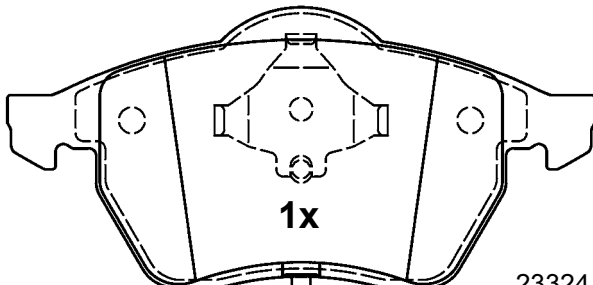
21848 19,8



1x

156,3 x 74,0 x 20,3

21849 20,3

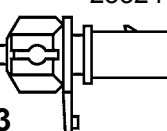


1x

156,3 x 74,0 x 20,3

23324 20,3

200mm



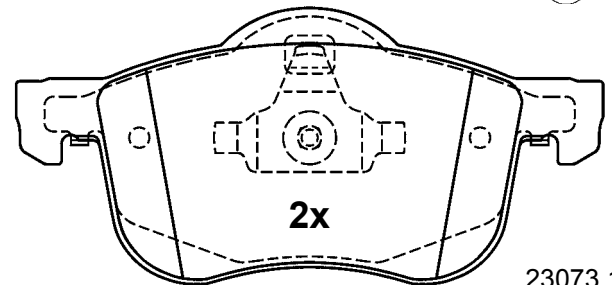
13.0460-7145.2 607145



VOLVO



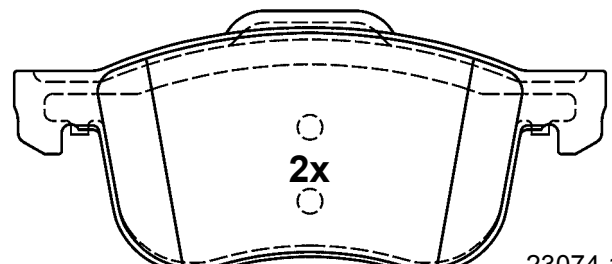
ATE



2x

155,1 x 72,5 x 18,8

23073 18,8



2x

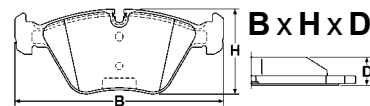
156,3 x 69,1 x 18,8

23074 18,8

Abbildungen Scheibenbremsbeläge

Illustrations disc brake pads - Illustrazioni pastiglie freno -

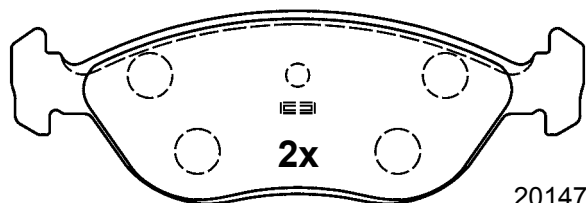
Illustrations plaquettes de frein - Ilustraciones pastillas de freno



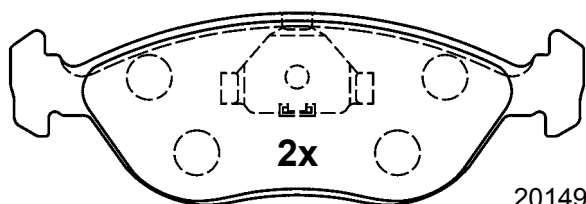
Maßstab - scale - scala - échelle - escala 1:2

13.0460-7146.2 607146

VOLVO



20147 17,0

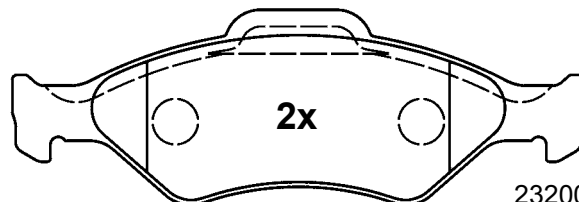


20149 17,0

151,3 x 50,6 x 17,0

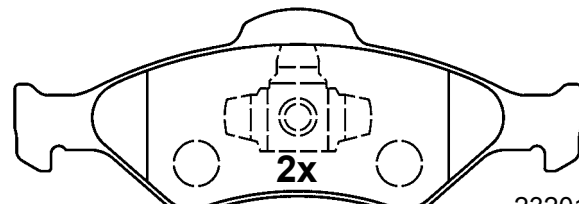
13.0460-7148.2 607148

FORD, MAZDA



23200 18,0

151,3 x 51,3 x 18,0

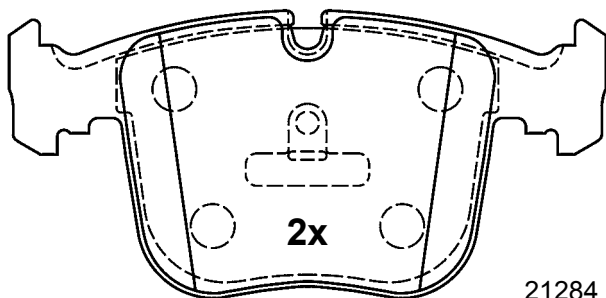


23201 18,0

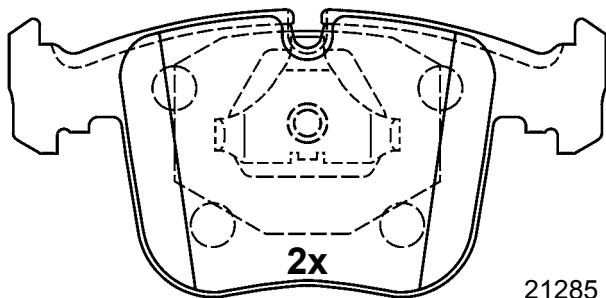
150,1 x 54,1 x 18,0

13.0460-7147.2 607147

BMW



21284 19,1

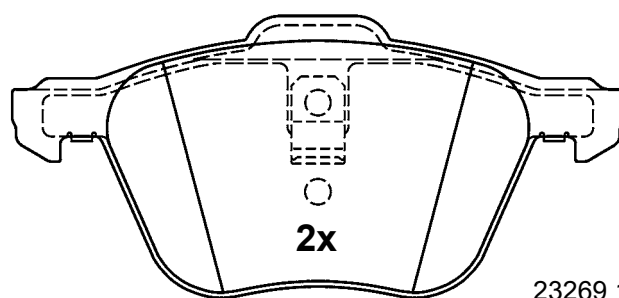


21285 19,1

156,4 x 75,0 x 19,1

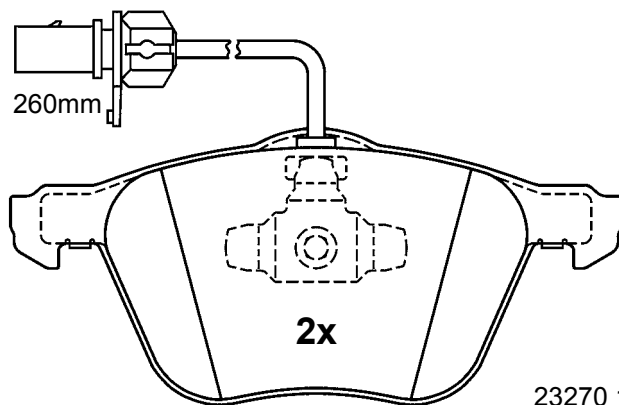
13.0460-7153.2 607153

FORD, SEAT, VOLKSWAGEN



23269 19,8

161,3 x 74,4 x 19,8



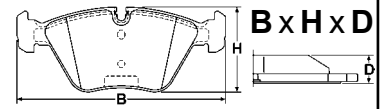
23270 19,8

161,3 x 72,9 x 19,8

Abbildungen Scheibenbremsbeläge

Illustrations disc brake pads - Illustrazioni pastiglie freno -

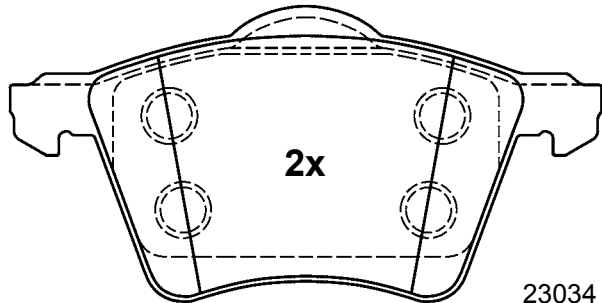
Illustrations plaquettes de frein - Ilustraciones pastillas de freno



Maßstab - scale - scala - échelle - escala 1:2

13.0460-7154.2 607154

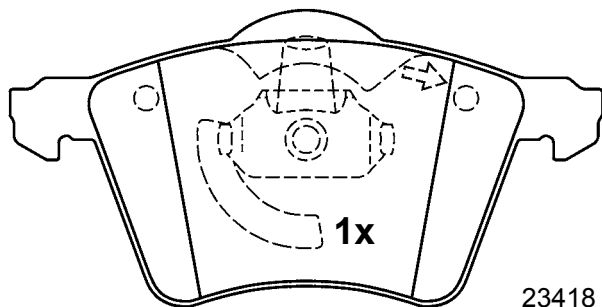
FORD, SEAT, VOLKSWAGEN



2x

23034 18,8

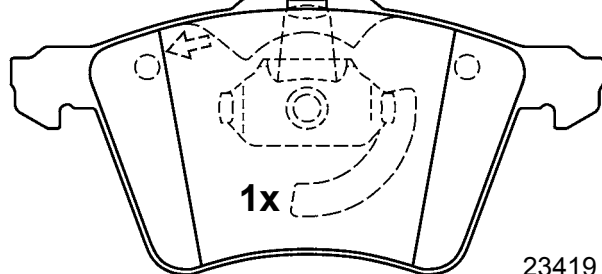
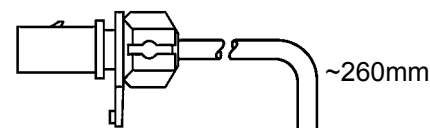
156,3 x 78,5 x 18,8



1x

23418 19,4

156,3 x 78,5 x 19,4



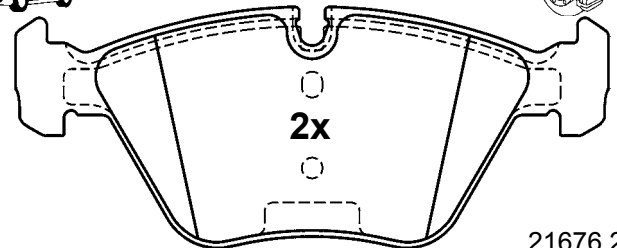
1x

23419 19,4

156,3 x 78,5 x 19,4

13.0460-7155.2 607155

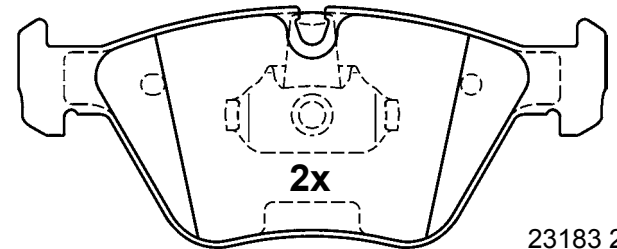
BMW, MG, ROVER



2x

21676 20,3

156,3 x 63,5 x 20,3



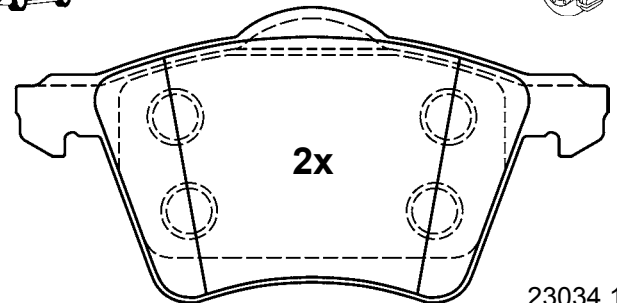
2x

23183 20,3

155,1 x 63,5 x 20,3

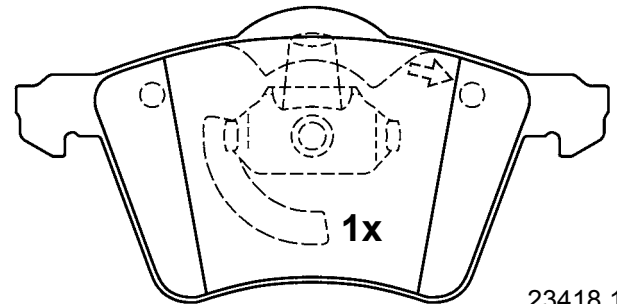
13.0460-7156.2 607156

FORD



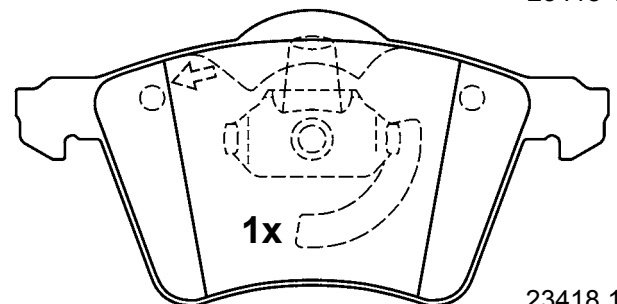
2x

23034 19,4



1x

23418 19,4



1x

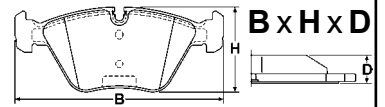
23418 19,4

156,3 x 78,5 x 19,5

Abbildungen Scheibenbremsbeläge

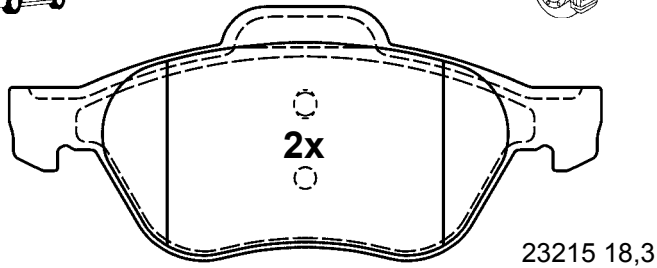
Illustrations disc brake pads - Illustrazioni pastiglie freno -

Illustrations plaquettes de frein - Ilustraciones pastillas de freno



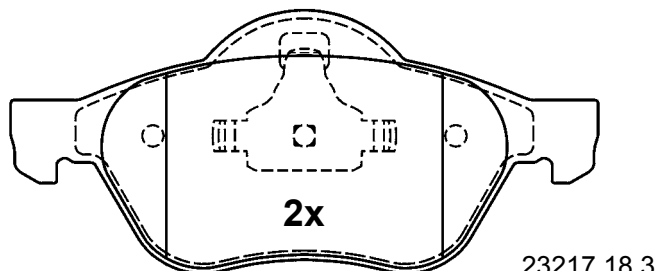
Maßstab - scale - scala - échelle - escala 1:2

13.0460-7157.2 607157



156,3 x 66,8 x 18,3

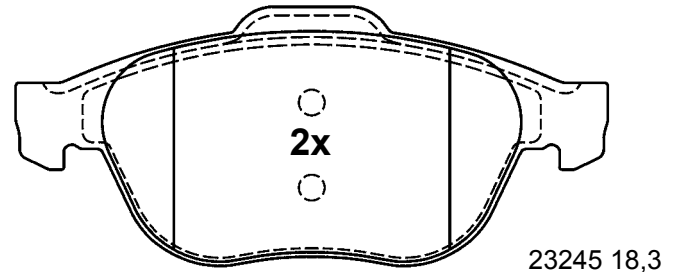
23215 18,3



155,1 x 68,9 x 18,3

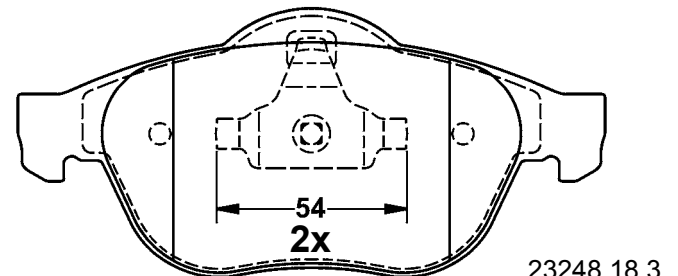
23217 18,3

13.0460-7159.2 607159



156,3 x 68,3 x 18,3

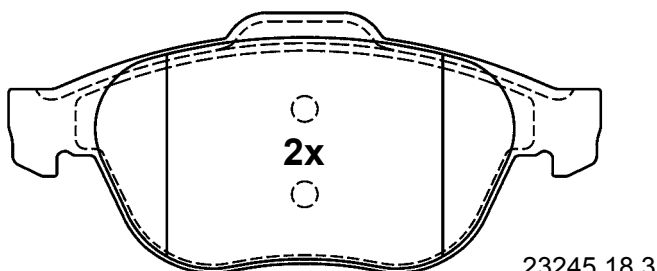
23245 18,3



155,1 x 70,8 x 18,3

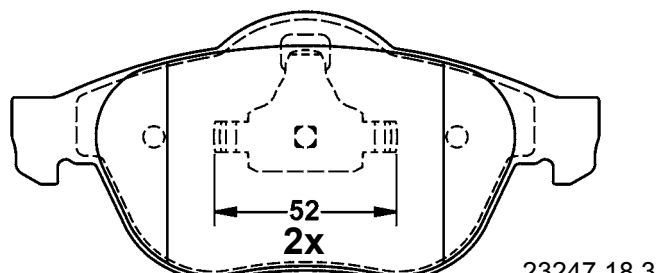
23248 18,3

13.0460-7158.2 607158



156,3 x 68,3 x 18,3

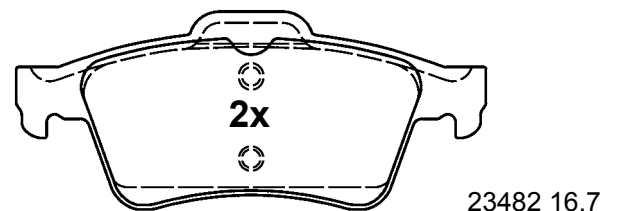
23245 18,3



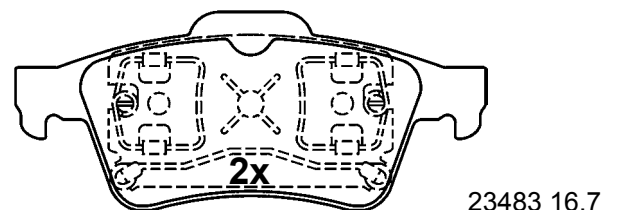
155,1 x 70,8 x 18,3

23247 18,3

13.0460-7160.2 607160



23482 16,7



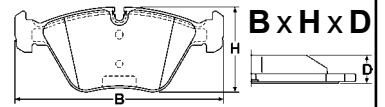
23483 16,7

123,0 x 51,9 x 16,7

Abbildungen Scheibenbremsbeläge

Illustrations disc brake pads - Illustrazioni pastiglie freno -

Illustrations plaquettes de frein - Ilustraciones pastillas de freno



Maßstab - scale - scala - échelle - escala 1:2

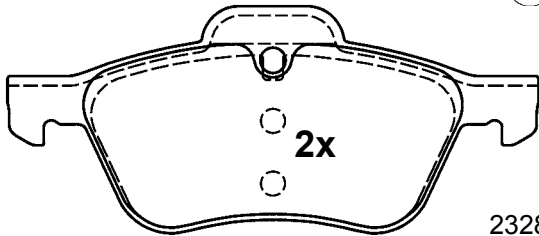
13.0460-7161.2 607161



MINI



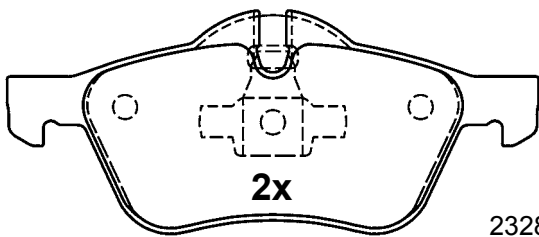
ATE



2x

23281 18,3

140,1 x 59,8 x 18,3



2x

23282 18,3

140,1 x 58,7 x 18,3

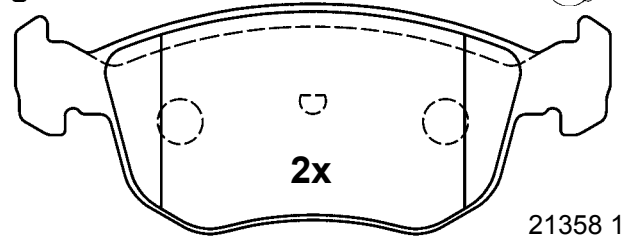
13.0460-7163.2 607163



FORD

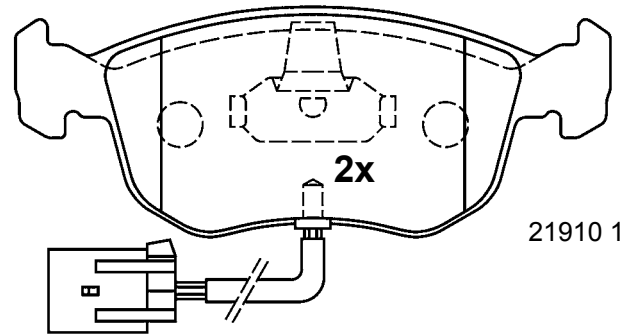


ATE



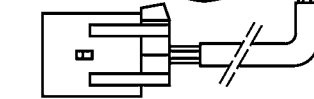
2x

21358 19,8



2x

21910 19,8



210mm

156,4 x 60,0 x 19,8

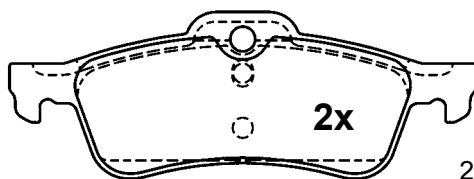
13.0460-7162.2 607162



MINI

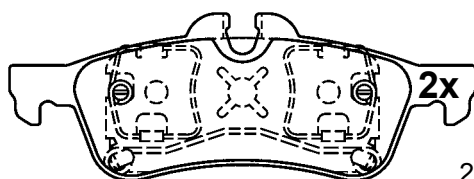


ATE



2x

23716 15,8



2x

23717 15,8

123,0 x 43,8 x 15,8

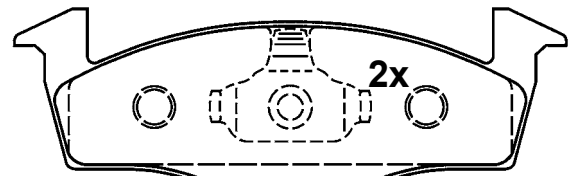
13.0460-7164.2 607164



SKODA, VOLKSWAGEN



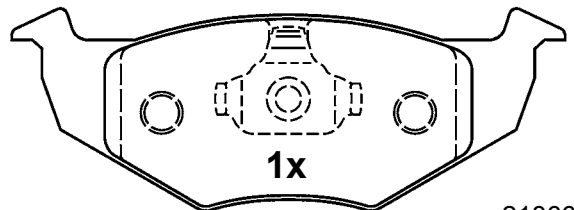
VW



2x

21868 17,2

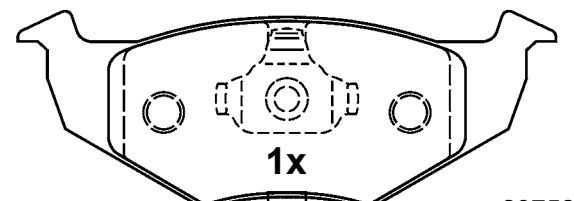
141,8 x 50,6 x 17,2



1x

21866 17,2

141,8 x 51,2 x 17,2



1x

23752 17,2

150mm

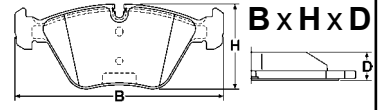
141,8 x 51,2 x 17,2



Abbildungen Scheibenbremsbeläge

Illustrations disc brake pads - Illustrazioni pastiglie freno -

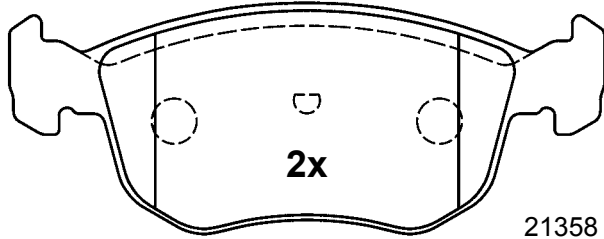
Illustrations plaquettes de frein - Ilustraciones pastillas de freno



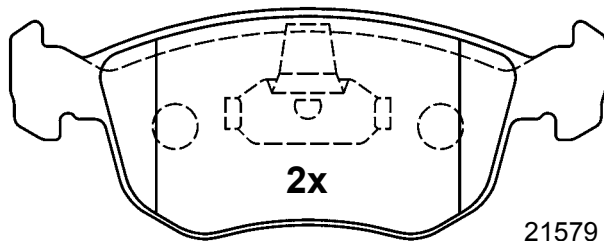
Maßstab - scale - scala - échelle - escala 1:2

13.0460-7165.2 607165

FORD



21358 19,8

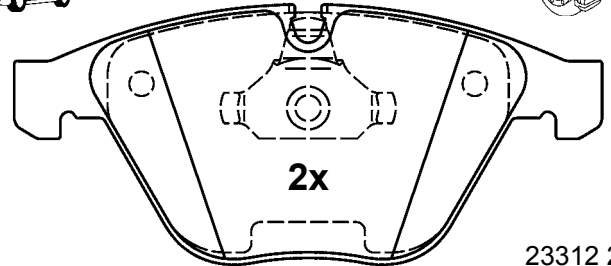


21579 19,8

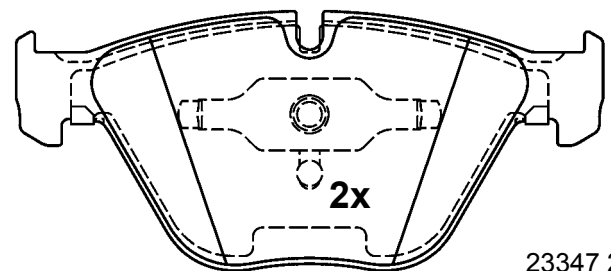
156,4 x 60,0 x 19,8

13.0460-7167.2 607167

BMW



23312 20,3

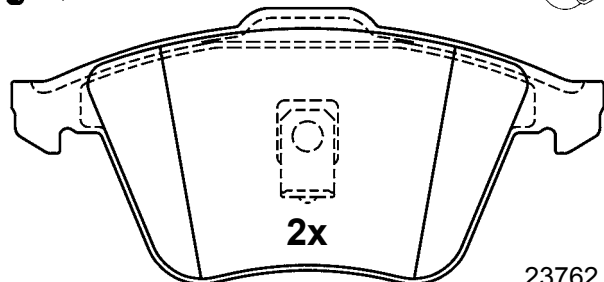


23347 20,3

155,1 x 68,3 x 20,3

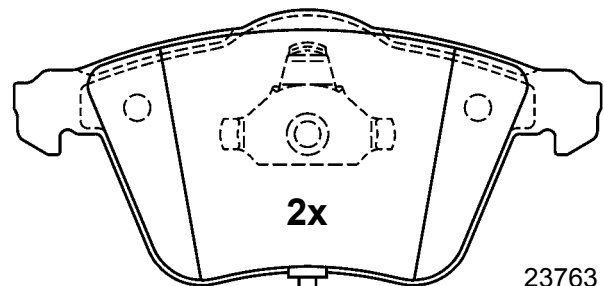
13.0460-7166.2 607166

AUDI



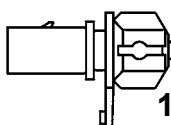
23762 20,4

156,3 x 72,9 x 20,4



23763 20,4

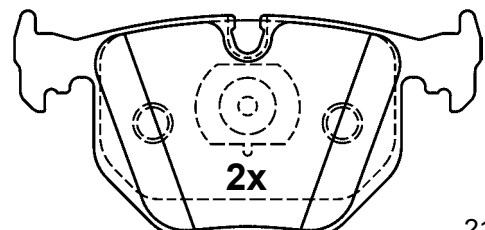
200mm



155,1 x 72,9 x 20,4

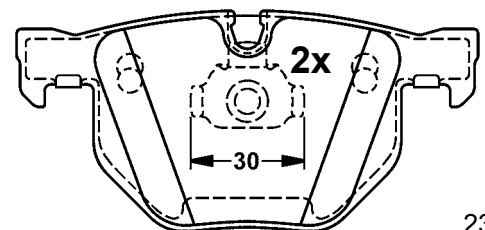
13.0460-7168.2 607168

BMW



21282 17,3

123,0 x 59,2 x 17,3



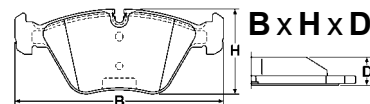
23447 17,3

121,8 x 57,8 x 17,3

Abbildungen Scheibenbremsbeläge

Illustrations disc brake pads - Illustrazioni pastiglie freno -

Illustrations plaquettes de frein - Ilustraciones pastillas de freno



Maßstab - scale - scala - échelle - escala 1:2

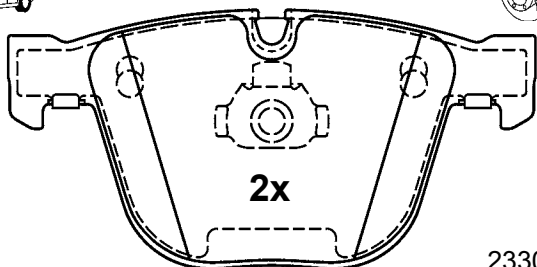
13.0460-7169.2 607169



BMW

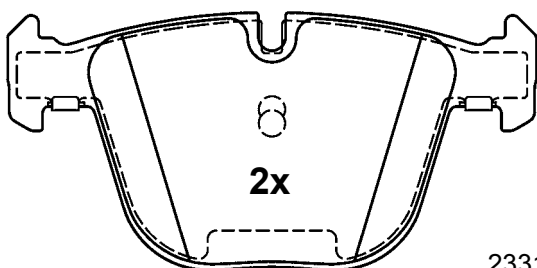


ATE



2x

23309 17,3



2x

23310 17,3

139,5 x 67,8 x 17,3

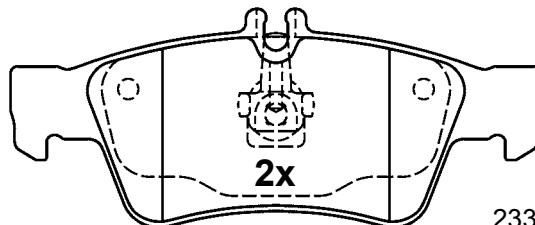
13.0460-7171.2 607171



MERCEDES BENZ



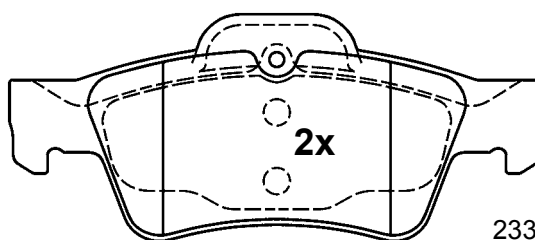
ATE



2x

23334 16,7

140,1 x 57,5 x 16,7



2x

23335 16,7

141,3 x 59,4 x 16,7

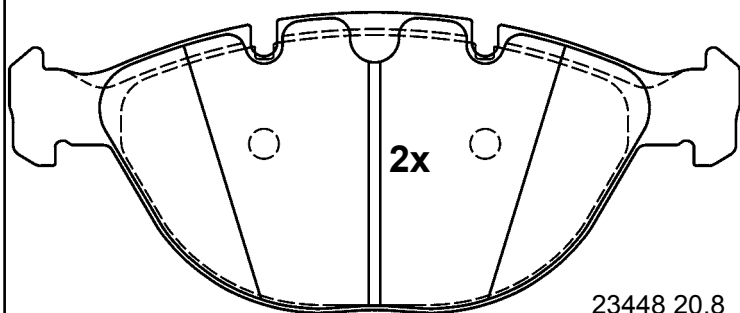
13.0460-7170.2 607170



BMW

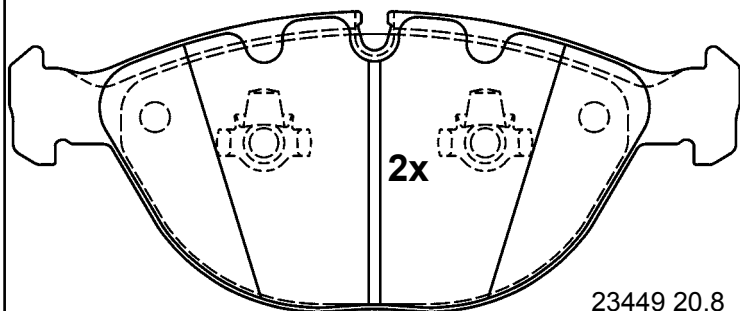


ATE



2x

23448 20,8



2x

23449 20,8

193,0 x 79,0 x 20,8

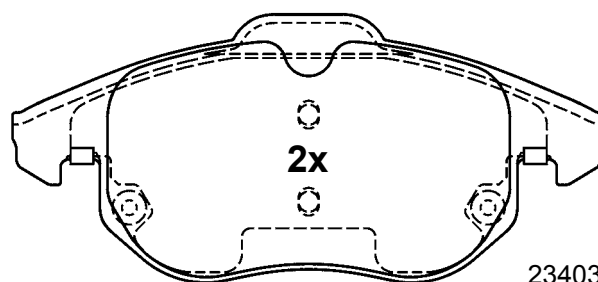
13.0460-7172.2 607172



FIAT, OPEL, SAAB, VAUXHALL



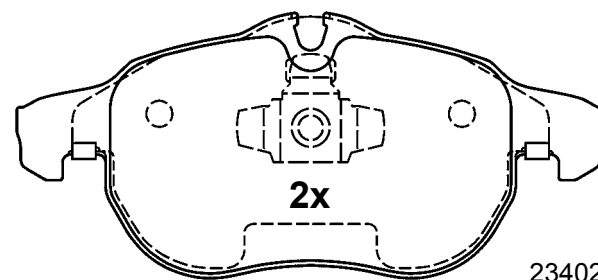
ATE



2x

23403 20,1

156,3 x 70,7 x 20,1



2x

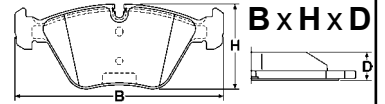
23402 20,1

155,1 x 69,6 x 20,1

Abbildungen Scheibenbremsbeläge

Illustrations disc brake pads - Illustrazioni pastiglie freno -

Illustrations plaquettes de frein - Ilustraciones pastillas de freno



Maßstab - scale - scala - échelle - escala 1:2

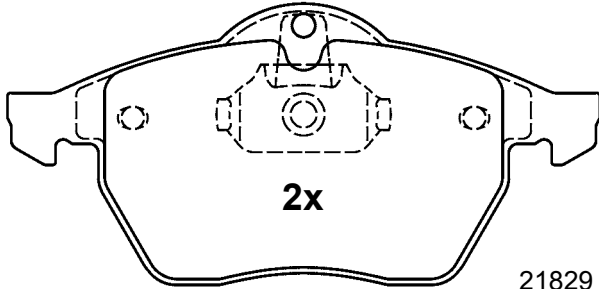
13.0460-7173.2 607173



OPEL, SAAB, VAUXHALL



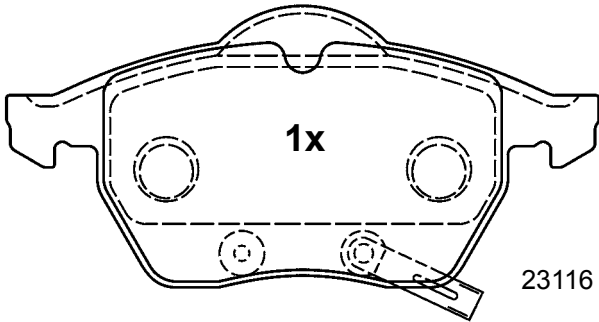
ATE



2x

21829 20,3

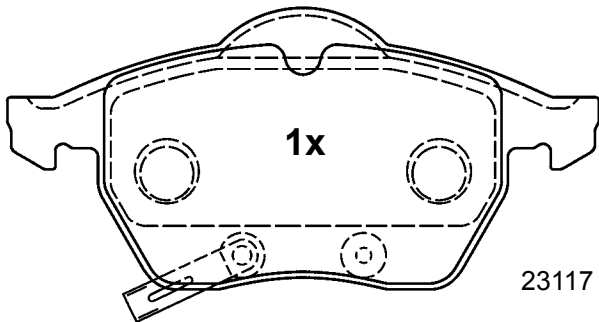
155,1 x 74,0 x 20,3



1x

23116 19,6

156,3 x 74,0 x 19,6



1x

23117 19,6

156,3 x 74,0 x 19,6

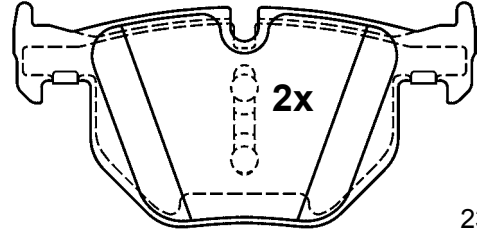
13.0460-7174.2 607174



BMW



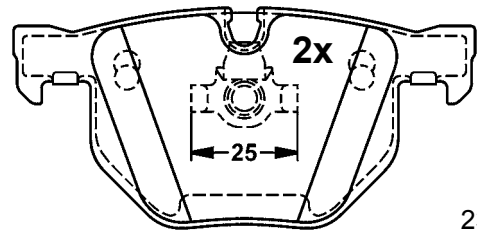
ATE



2x

23732 17,3

121,8 x 59,2 x 17,3



2x

23737 17,3

121,8 x 57,8 x 17,3

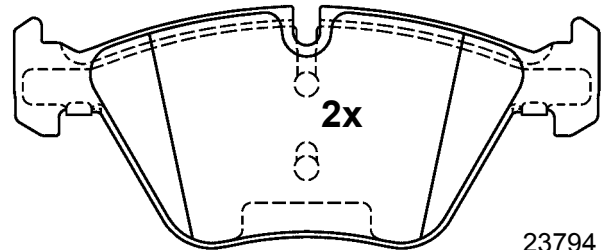
13.0460-7176.2 607176



BMW



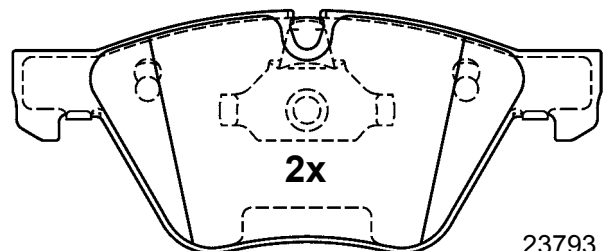
ATE



2x

23794 20,3

154,6 x 63,5 x 20,3



2x

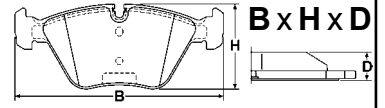
23793 20,3

155,1 x 63,5 x 20,3

Abbildungen Scheibenbremsbeläge

Illustrations disc brake pads - Illustrazioni pastiglie freno -

Illustrations plaquettes de frein - Ilustraciones pastillas de freno



Maßstab - scale - scala - échelle - escala 1:2

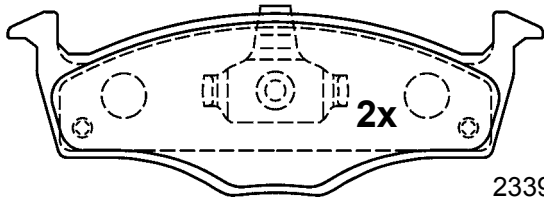
13.0460-7177.2 607177



VOLKSWAGEN

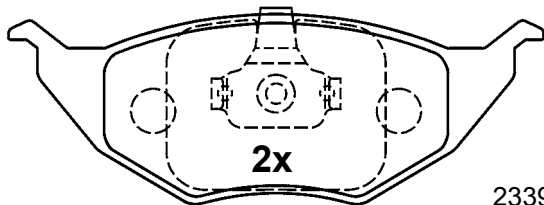


VW



23394 13,7

141,6 x 48,0 x 13,7



23395 13,7

141,6 x 49,9 x 13,7

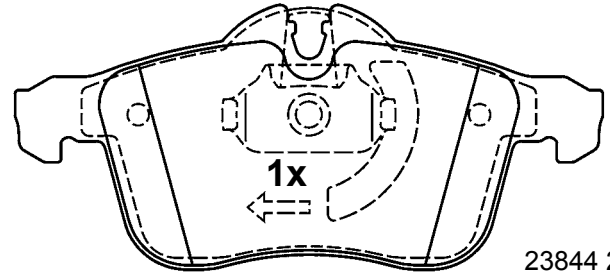
13.0460-7179.2 607179



OPEL, VAUXHALL

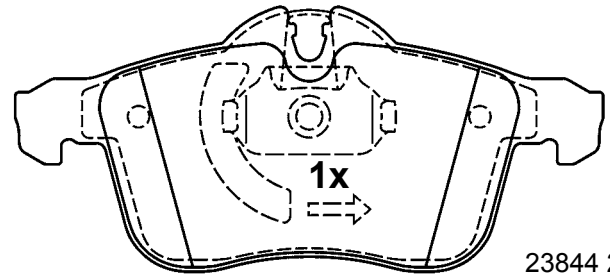


ATE



23844 20,5

155,1 x 70,0 x 20,5



23844 20,5

155,1 x 70,0 x 20,5

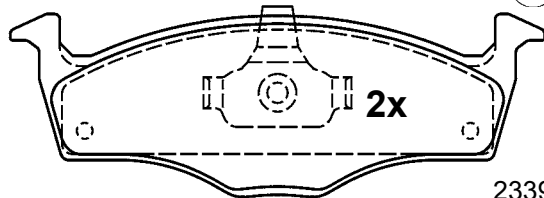
13.0460-7178.2 607178



AUDI

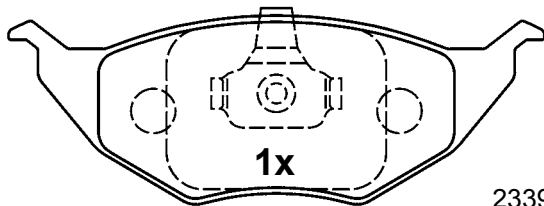


VW



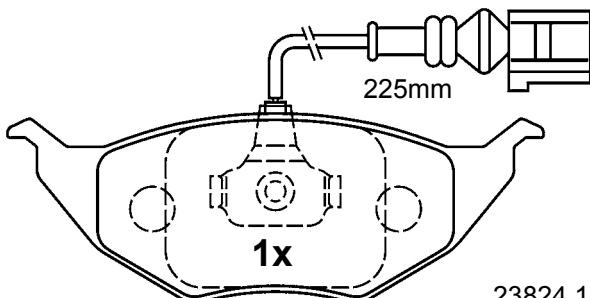
23394 13,7

141,6 x 48,0 x 13,7



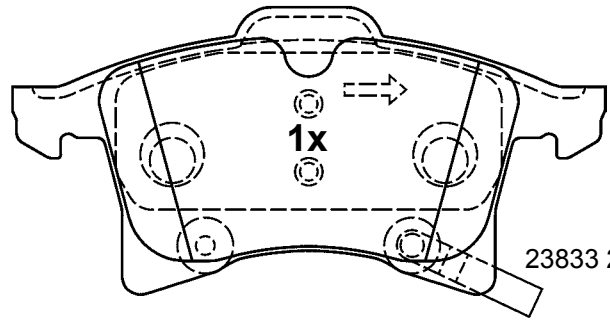
23395 13,7

141,6 x 49,9 x 13,7



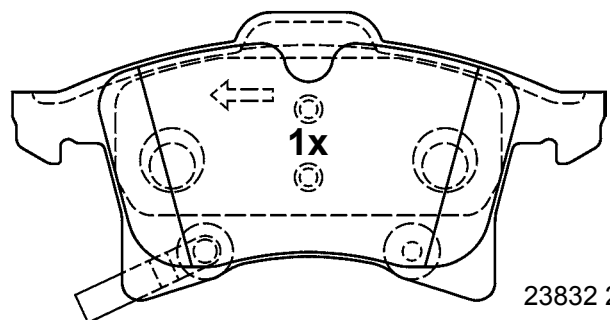
23824 13,7

141,6 x 49,9 x 13,7



23833 20,2

156,3 x 76,0 x 20,2



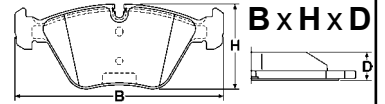
23832 20,2

156,3 x 76,0 x 20,2

Abbildungen Scheibenbremsbeläge

Illustrations disc brake pads - Illustrazioni pastiglie freno -

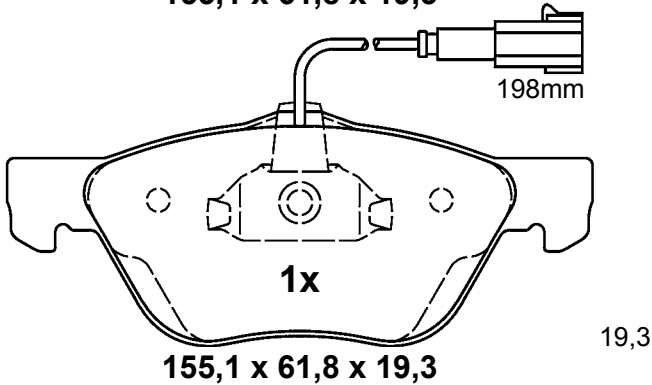
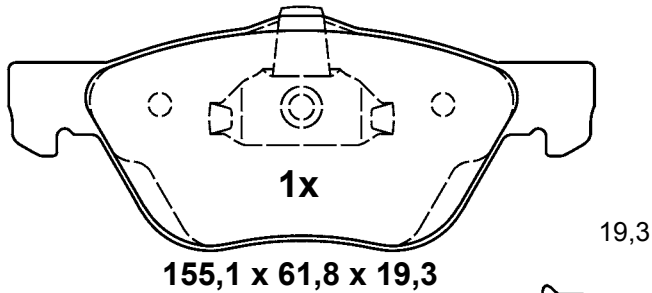
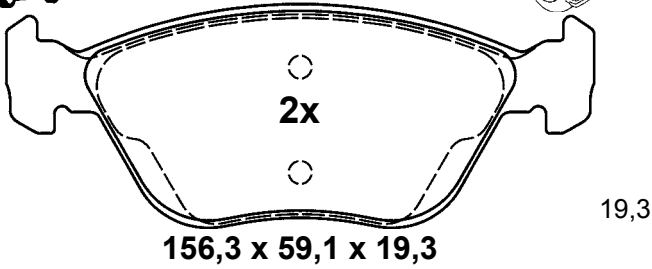
Illustrations plaquettes de frein - Ilustraciones pastillas de freno



Maßstab - scale - scala - échelle - escala 1:2

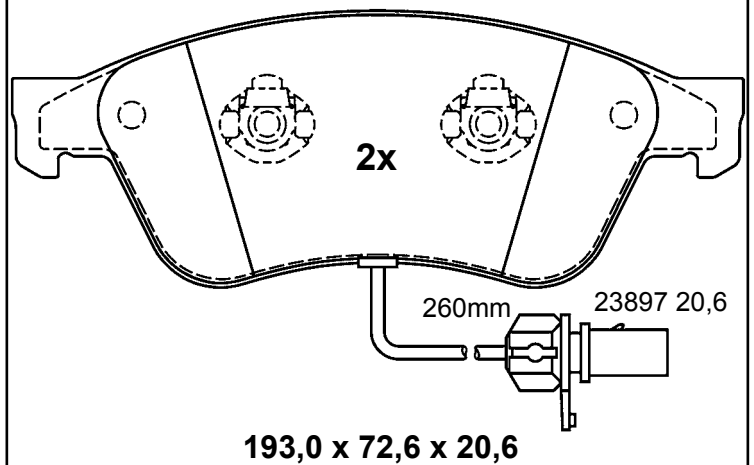
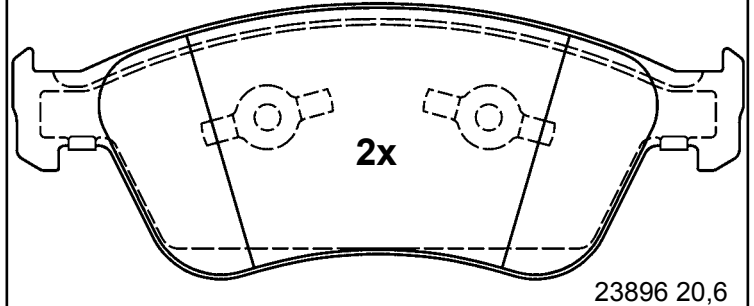
13.0460-7180.2 607180

ALFA ROMEO ATE



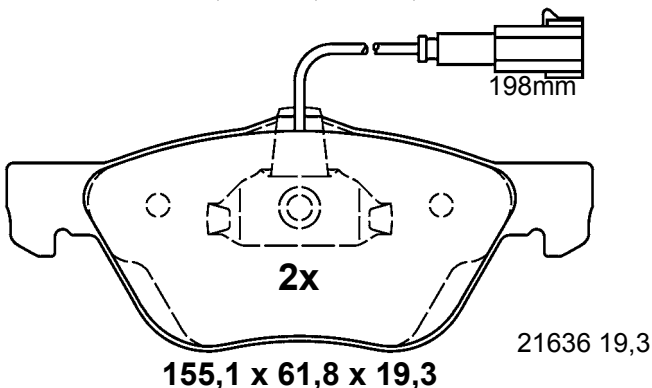
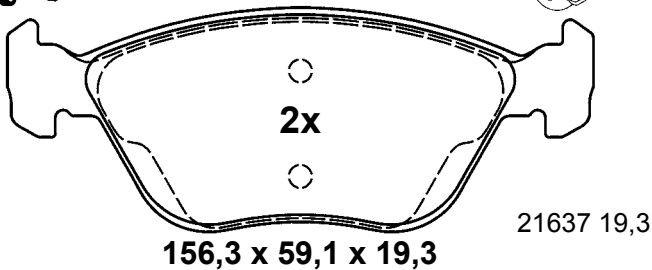
13.0460-7182.2 607182

AUDI, VOLKSWAGEN ATE



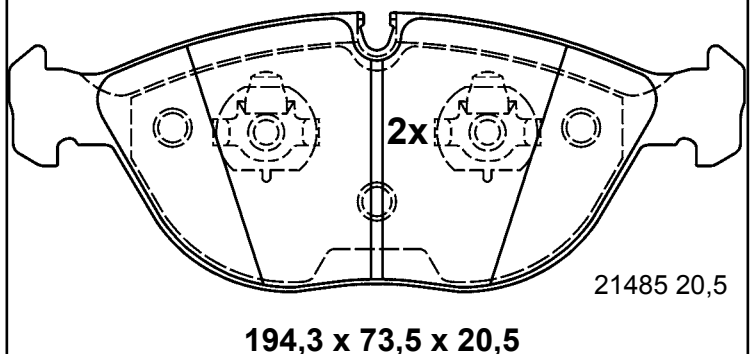
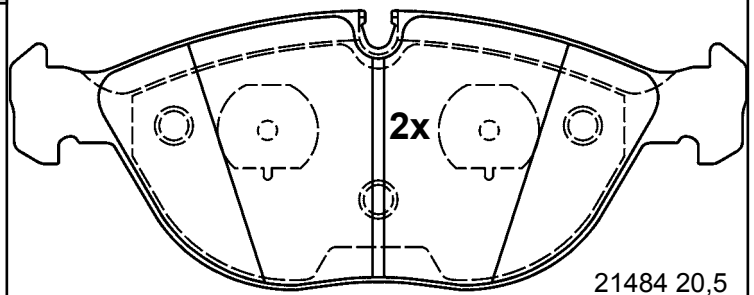
13.0460-7181.2 607181

ALFA ROMEO ATE



13.0460-7183.2 607183

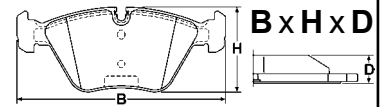
AUDI, BENTLEY, BMW, CHRYSLER, MERCEDES BENZ, ROLLS ROYCE VOLKSWAGEN ATE



Abbildungen Scheibenbremsbeläge

Illustrations disc brake pads - Illustrazioni pastiglie freno -

Illustrations plaquettes de frein - Ilustraciones pastillas de freno



Maßstab - scale - scala - échelle - escala 1:2

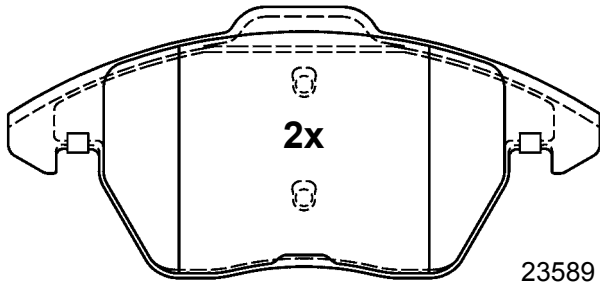
13.0460-7184.2 607184



AUDI, SEAT, SKODA
VOLKSWAGEN

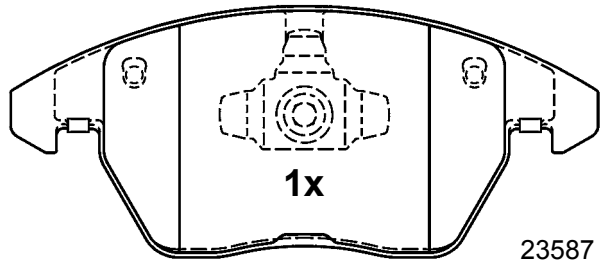


ATE



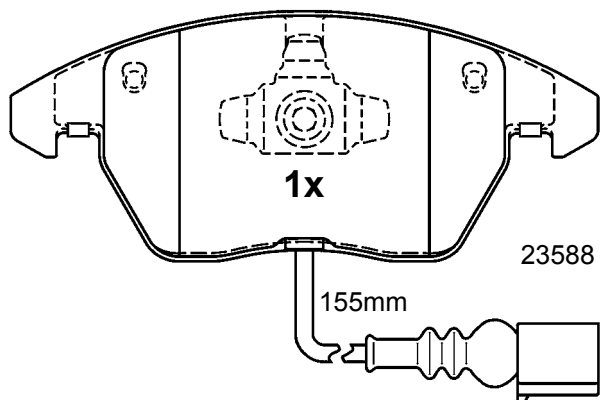
23589 20,6

156,3 x 71,3 x 20,6



23587 20,6

155,1 x 66,0 x 20,6



23588 20,6

155,1 x 66,0 x 20,6

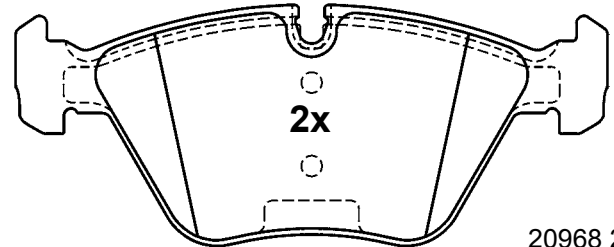
13.0460-7185.2 607185



BMW

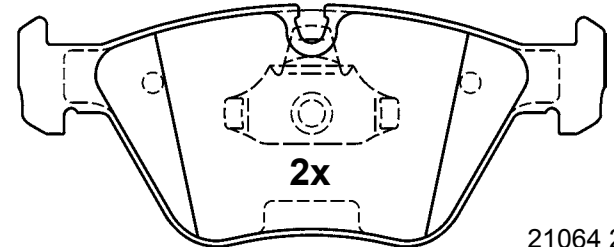


ATE



20968 20,3

156,3 x 63,5 x 20,3



21064 20,3

155,1 x 63,5 x 20,3

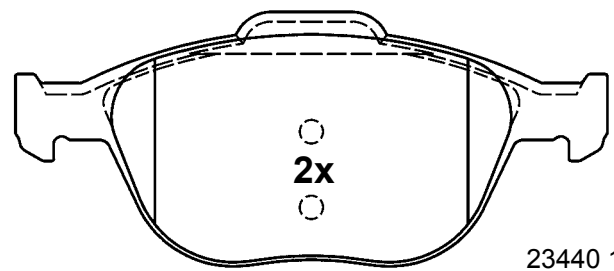
13.0460-7186.2 607186



FORD

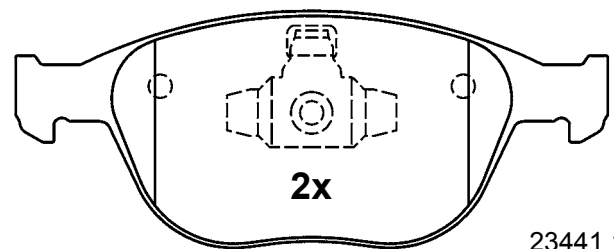


ATE



23440 17,6

156,3 x 67,3 x 17,6



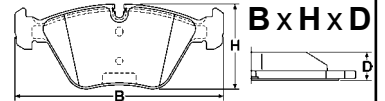
23441 18,1

156,3 x 62,5 x 18,1

Abbildungen Scheibenbremsbeläge

Illustrations disc brake pads - Illustrazioni pastiglie freno -

Illustrations plaquettes de frein - Ilustraciones pastillas de freno



Maßstab - scale - scala - échelle - escala 1:2

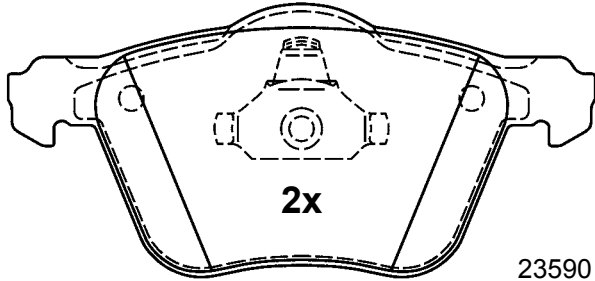
13.0460-7187.2 607187



VOLVO



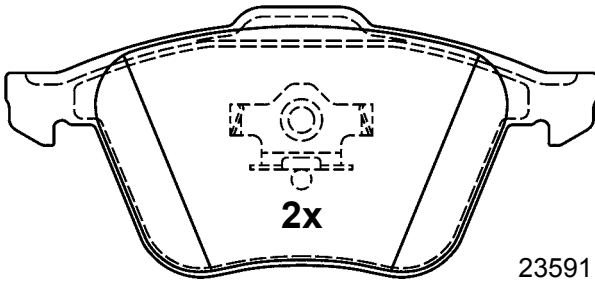
ATE



2x

23590 19,5

155,1 x 72,0 x 19,5



2x

23591 18,0

156,3 x 71,0 x 18,0

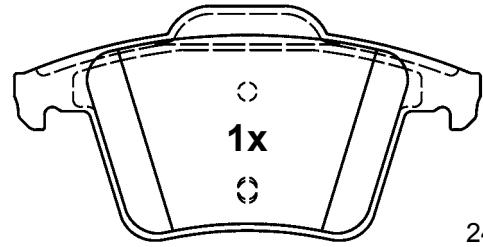
13.0460-7189.2 607189



VOLVO



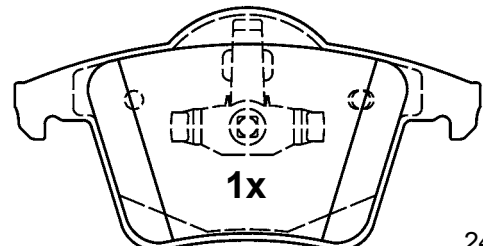
ATE



1x

24011 18,7

123,0 x 61,7 x 18,7



1x

24012 18,7

123,0 x 63,7 x 18,7

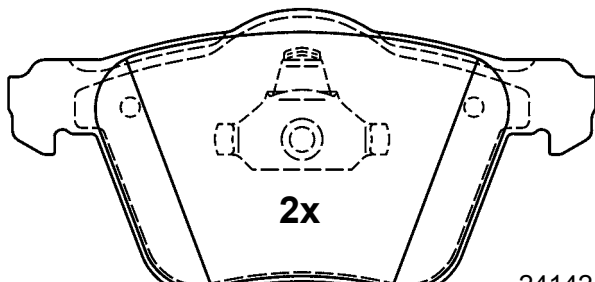
13.0460-7188.2 607188



VOLVO



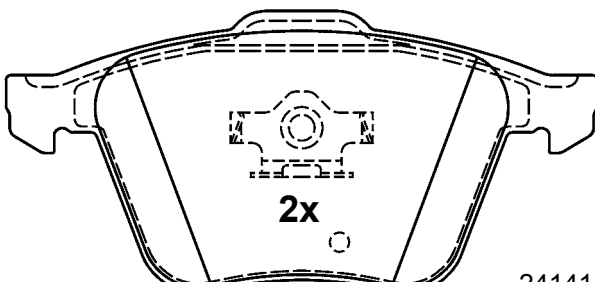
ATE



2x

24142 20,6

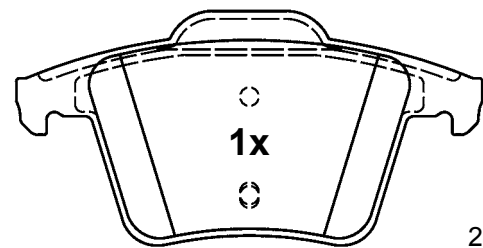
155,1 x 75,1 x 20,6



2x

24141 19,1

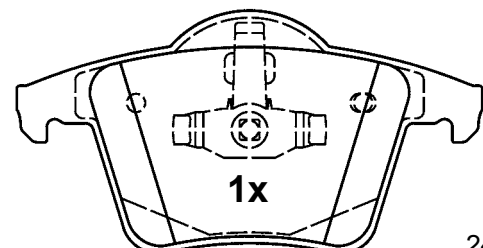
156,3 x 74,1 x 19,1



1x

24011 18,7

123,0 x 61,7 x 18,7



1x

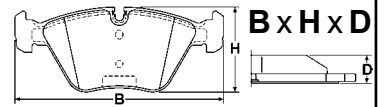
24012 18,7

123,0 x 63,7 x 18,7

Abbildungen Scheibenbremsbeläge

Illustrations disc brake pads - Illustrazioni pastiglie freno -

Illustrations plaquettes de frein - Ilustraciones pastillas de freno



Maßstab - scale - scala - échelle - escala 1:2

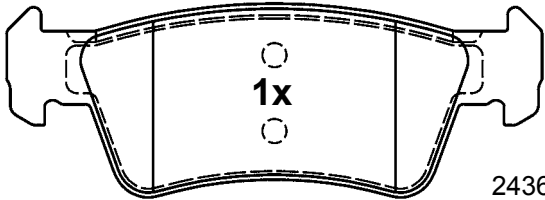
13.0460-7190.2 607190



VOLKSWAGEN



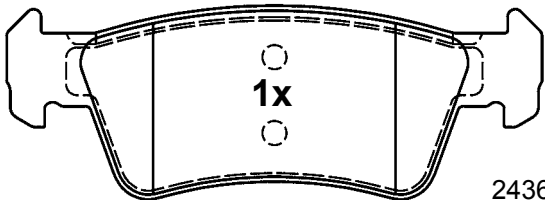
ATE



1x

24367 19,1

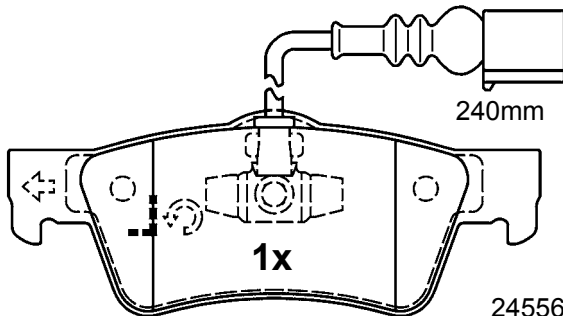
141,3 x 50,9 x 19,1



1x

24367 19,1

141,3 x 50,9 x 19,1

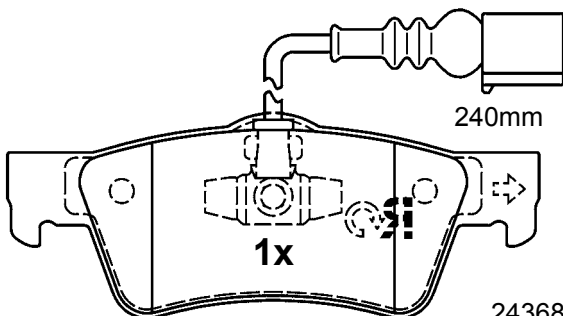


240mm

1x

24556 19,1

140,7 x 53,9 x 19,1



240mm

1x

24368 19,1

140,7 x 53,9 x 19,1

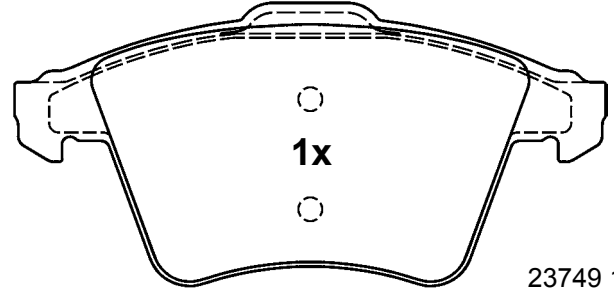
13.0460-7191.2 607191



VOLKSWAGEN



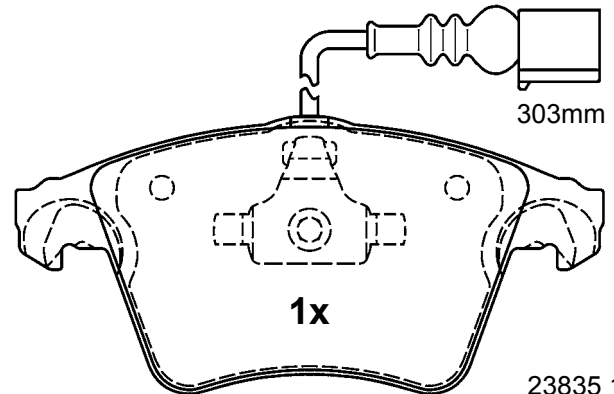
ATE



1x

23749 19,1

156,2 x 74,8 x 19,1

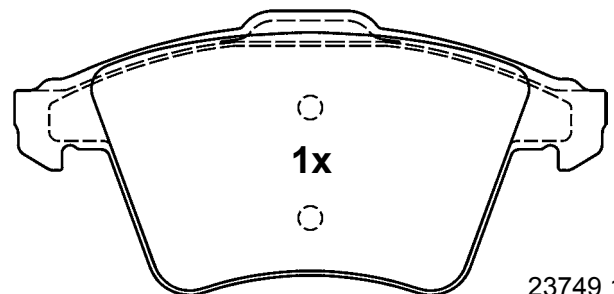


303mm

1x

23835 19,6

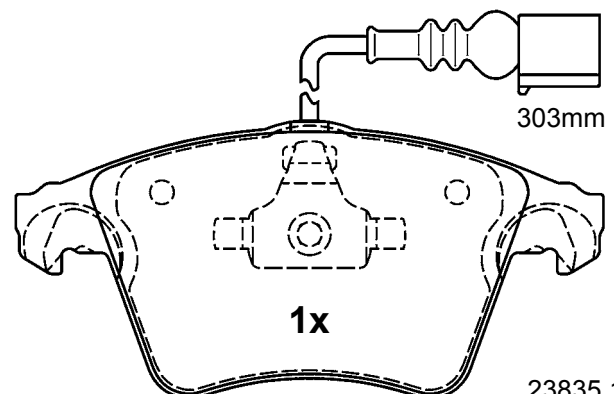
155,0 x 73,3 x 19,6



1x

23749 19,1

156,2 x 74,8 x 19,1



303mm

1x

23835 19,6

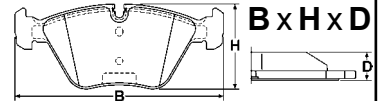
155,0 x 73,3 x 19,6



Abbildungen Scheibenbremsbeläge

Illustrations disc brake pads - Illustrazioni pastiglie freno -

Illustrations plaquettes de frein - Ilustraciones pastillas de freno



Maßstab - scale - scala - échelle - escala 1:2

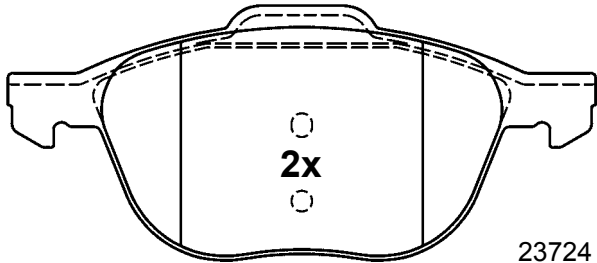
13.0460-7193.2 607193



FORD, MAZDA, VOLVO

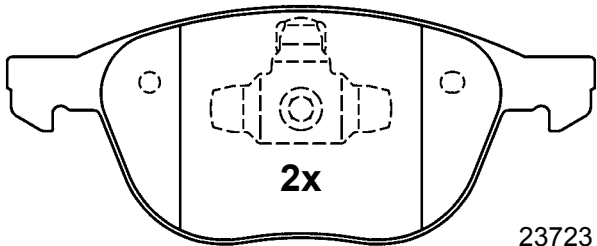


ATE



23724 18,1

156,3 x 67,0 x 18,1



23723 18,1

155,1 x 62,4 x 18,1

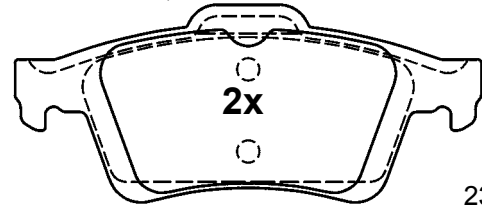
13.0460-7195.2 607195



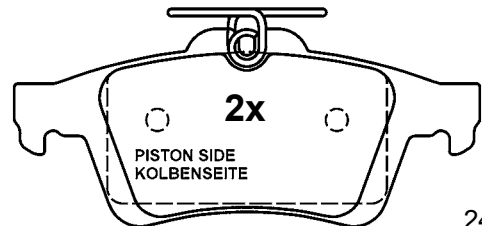
FORD, MAZDA, OPEL, SAAB,
VAUXHALL, VOLVO



ATE

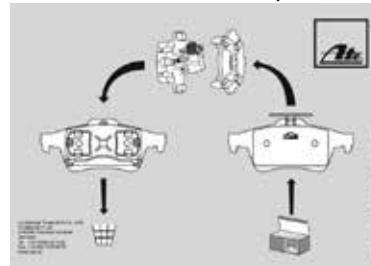


23482 16,6



24137 16,6

123,0 x 52,0 x 16,6



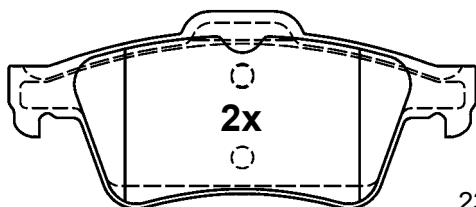
13.0460-7194.2 607194



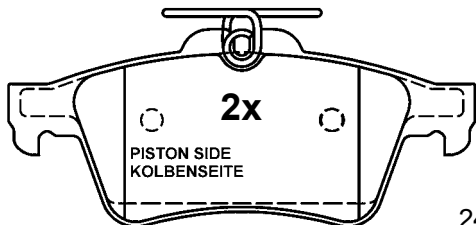
FORD, OPEL, SAAB, VAUXHALL



ATE

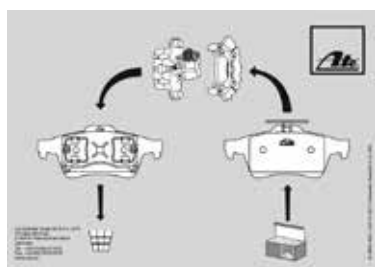


23482 16,6



24137 16,6

123,0 x 52,0 x 16,6



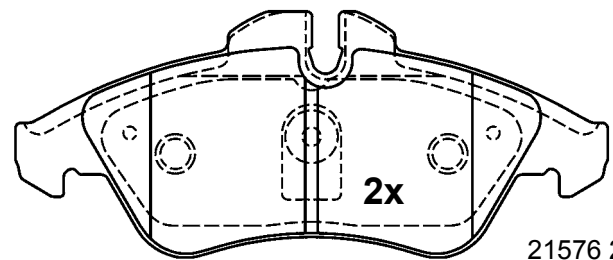
13.0460-7196.2 607196



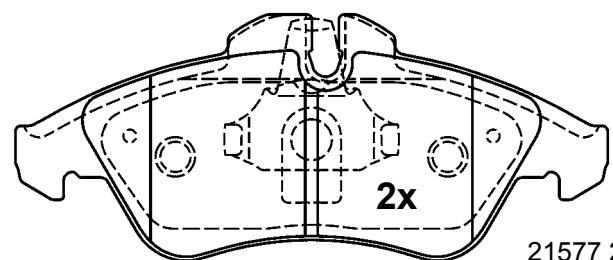
MERCEDES BENZ,
VOLKSWAGEN



ATE



21576 20,7



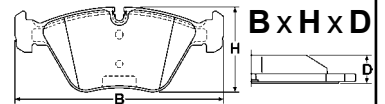
21577 20,7

156,3 x 64,8 x 20,7

Abbildungen Scheibenbremsbeläge

Illustrations disc brake pads - Illustrazioni pastiglie freno -

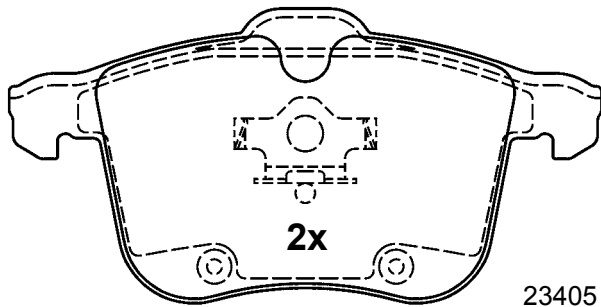
Illustrations plaquettes de frein - Ilustraciones pastillas de freno



Maßstab - scale - scala - échelle - escala 1:2

13.0460-7199.2 607199

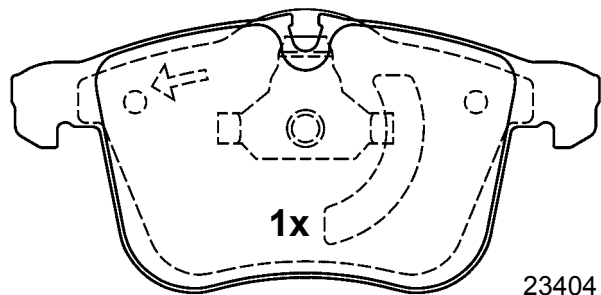
OPEL, SAAB, VAUXHALL



2x

23405 20,1

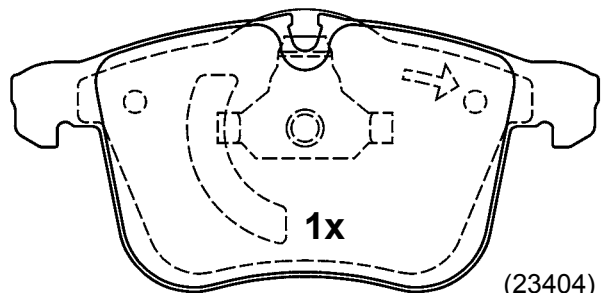
156,4 x 77,6 x 20,1



1x

23404 20,6

155,1 x 74,5 x 20,6



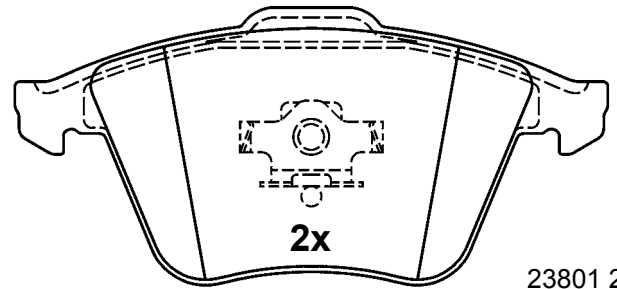
1x

(23404) 20,6

155,1 x 74,5 x 20,6

13.0460-7200.2 607200

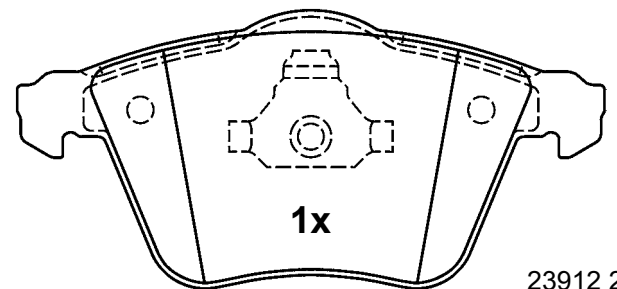
AUDI, SKODA, VOLKSWAGEN



2x

23801 20,3

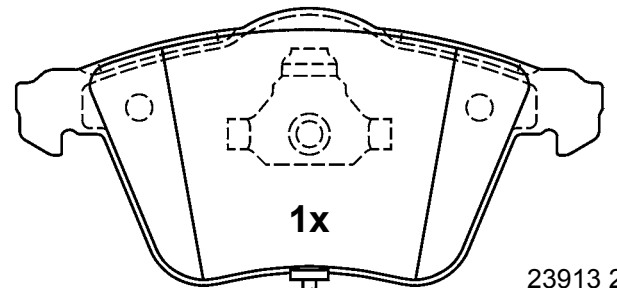
156,3 x 72,9 x 20,3



1x

23912 20,3

155,1 x 72,9 x 20,3



1x

23913 20,3

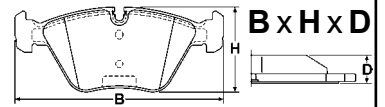
177,5mm

155,1 x 72,9 x 20,3

Abbildungen Scheibenbremsbeläge

Illustrations disc brake pads - Illustrazioni pastiglie freno -

Illustrations plaquettes de frein - Ilustraciones pastillas de freno



Maßstab - scale - scala - échelle - escala 1:2

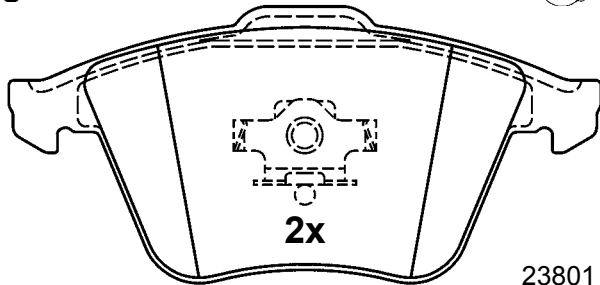
13.0460-7201.2 607201



AUDI, SEAT



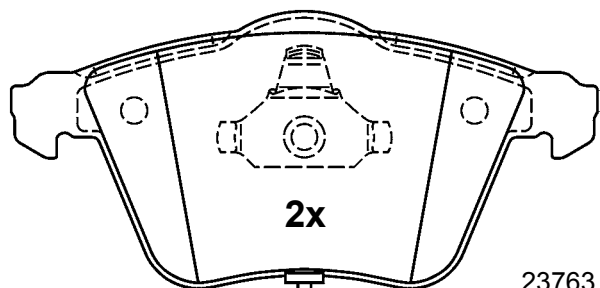
ATE



2x

156,3 x 72,9 x 20,3

23801 20,3

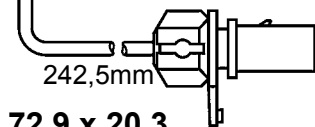


2x

23763 20,3

242,5mm

155,1 x 72,9 x 20,3



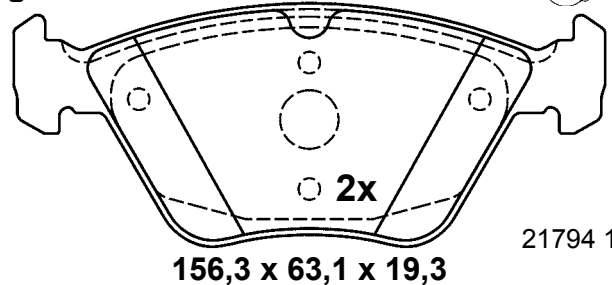
13.0460-7203.2 607203



MERCEDES BENZ



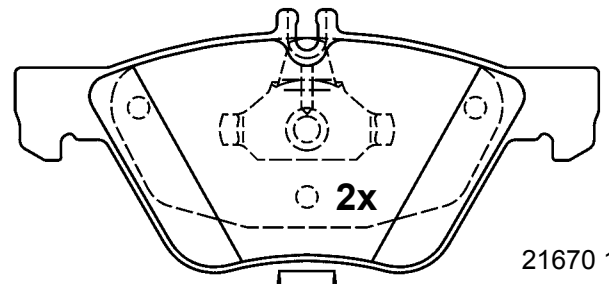
ATE



2x

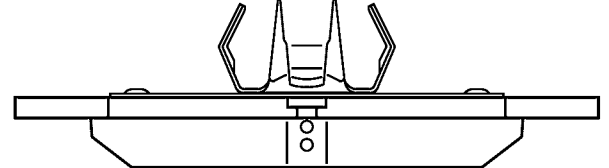
156,3 x 63,1 x 19,3

21794 19,3



2x

21670 19,3



155,1 x 69,3 x 19,3

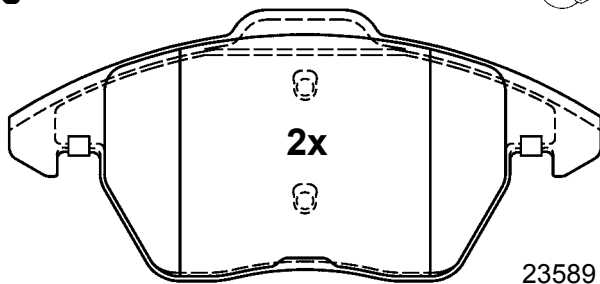
13.0460-7202.2 607202



CITROEN, PEUGEOT



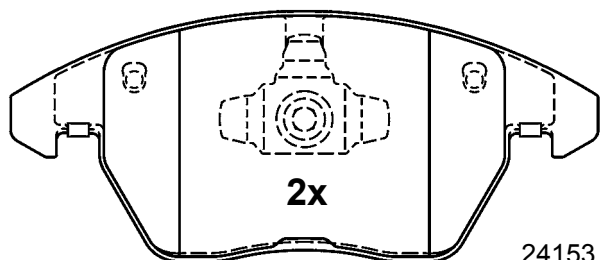
ATE



2x

156,3 x 71,3 x 19,1

23589 19,1



2x

24153 19,1

155,1 x 66,0 x 19,1

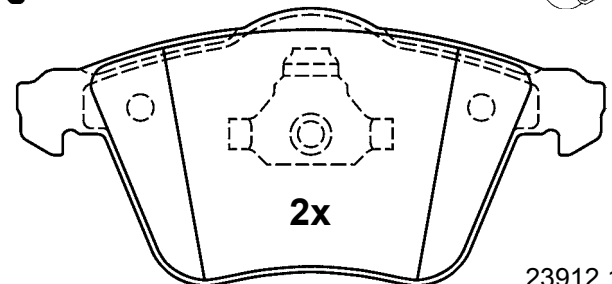
13.0460-7204.2 607204



FORD, MAZDA, SAAB, VOLVO



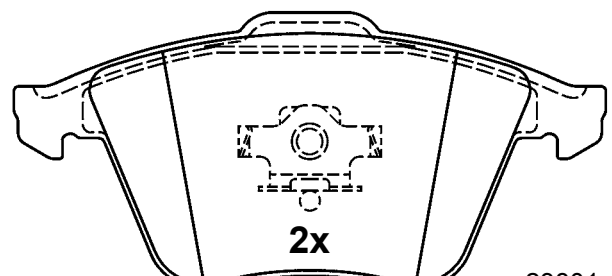
ATE



2x

155,1 x 72,9 x 18,8

23912 18,8



2x

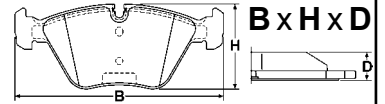
23801 18,8

156,3 x 72,9 x 18,8

Abbildungen Scheibenbremsbeläge

Illustrations disc brake pads - Illustrazioni pastiglie freno -

Illustrations plaquettes de frein - Ilustraciones pastillas de freno



Maßstab - scale - scala - échelle - escala 1:2

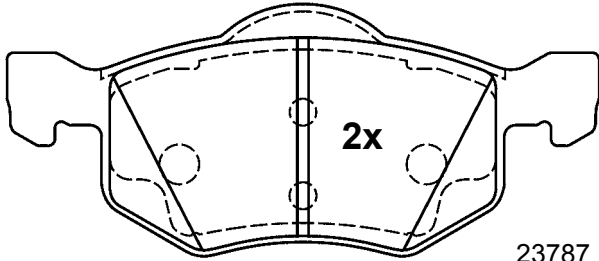
13.0460-7205.2 607205



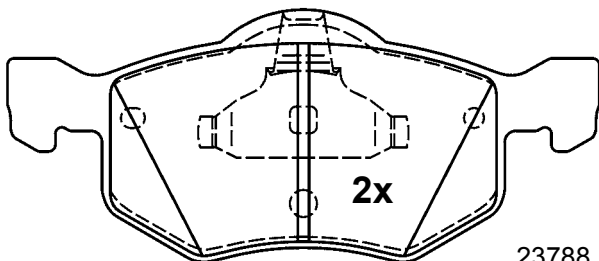
FORD, MAZDA



ATE



23787 19,0



23788 19,0

156,2 x 66,5 x 19,0

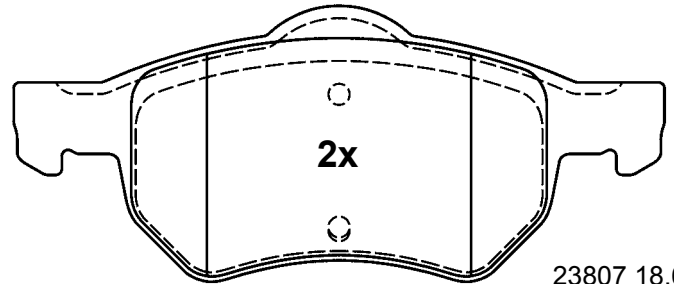
13.0460-7207.2 607207



CHRYSLER

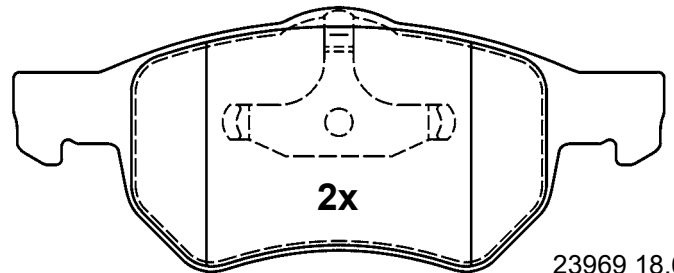


ATE



23807 18,6

172,2 x 72,5 x 18,6



23969 18,6

172,2 x 69,2 x 18,6

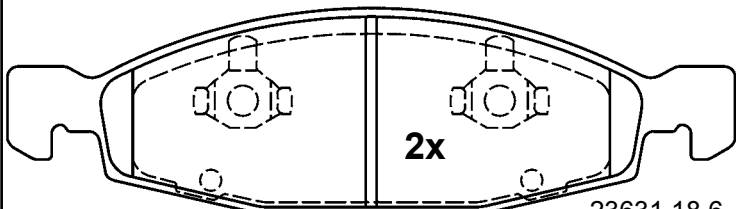
13.0460-7206.2 607206



JEEP

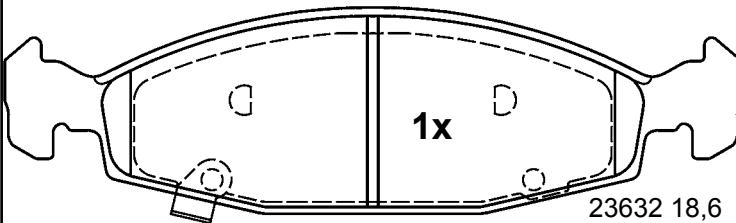


ATE



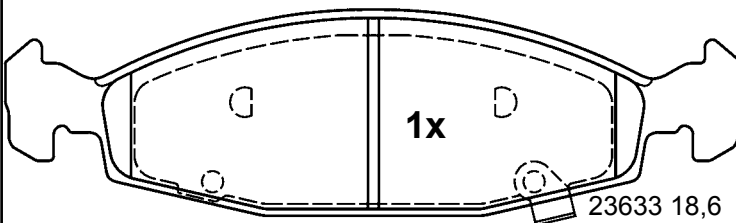
23631 18,6

192,2 x 54,4 x 18,6



23632 18,6

194,3 x 54,4 x 18,6



23633 18,6

194,3 x 54,4 x 18,6

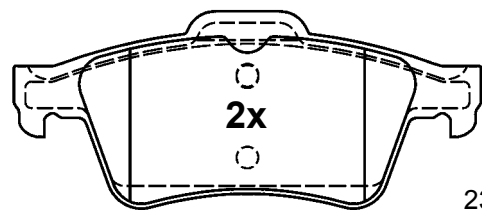
13.0460-7209.2 607209



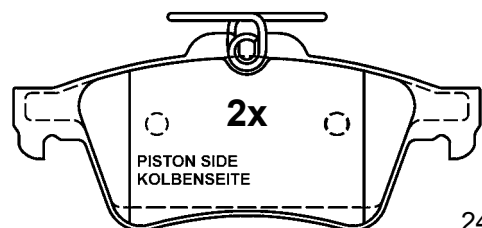
JAGUAR



ATE



23482 16,6



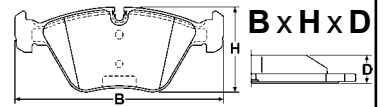
24137 16,6

123,0 x 52,0 x 16,6

Abbildungen Scheibenbremsbeläge

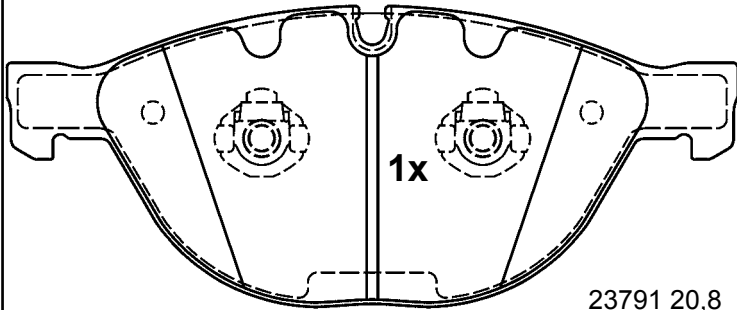
Illustrations disc brake pads - Illustrazioni pastiglie freno -

Illustrations plaquettes de frein - Ilustraciones pastillas de freno

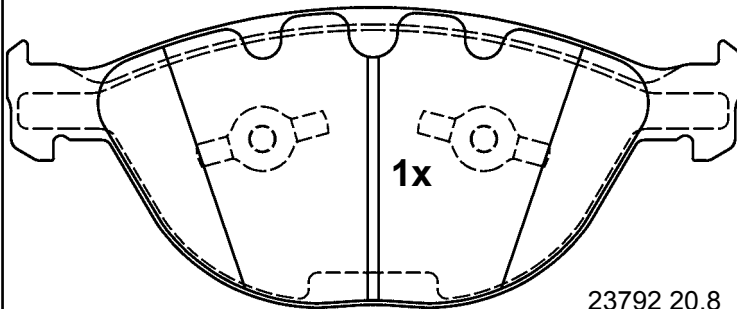


Maßstab - scale - scala - échelle - escala 1:2

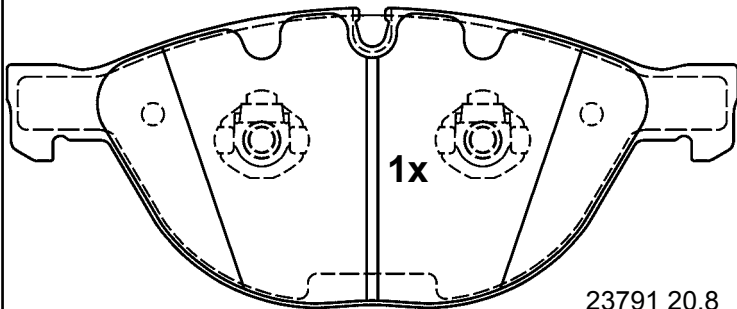
13.0460-7210.2 607210



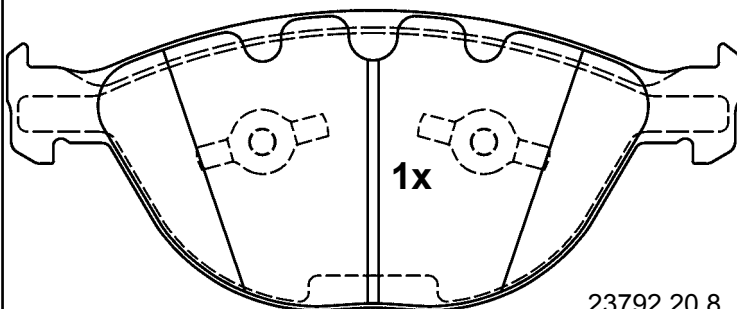
23791 20,8



23792 20,8



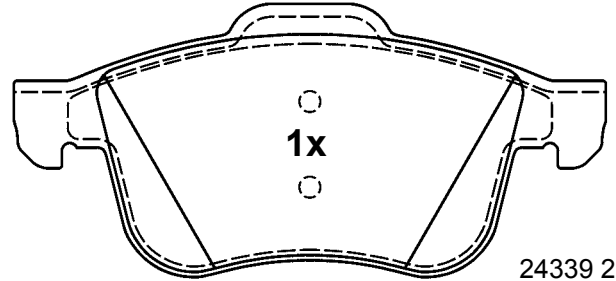
23791 20,8



23792 20,8

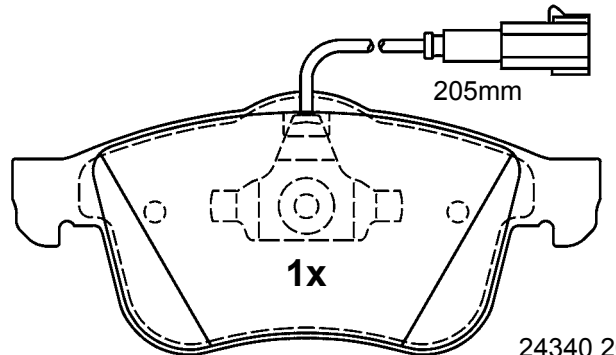
193,0 x 79,0 x 20,8

13.0460-7211.2 607211



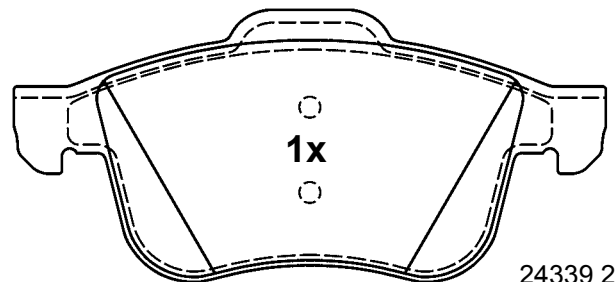
24339 20,5

156,3 x 71,5 x 20,5



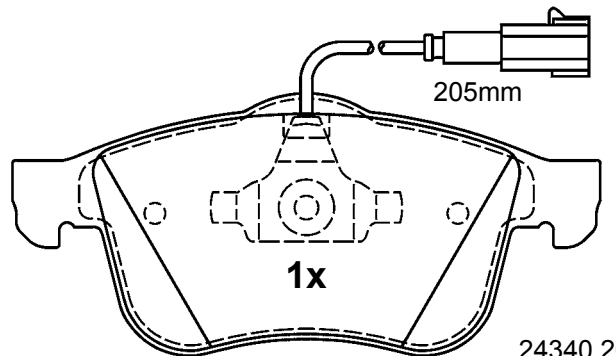
24340 20,3

155,1 x 69,0 x 20,3



24339 20,5

156,3 x 71,5 x 20,5



24340 20,3

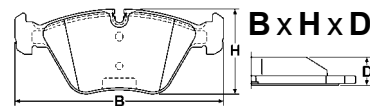
155,1 x 69,0 x 20,3



Abbildungen Scheibenbremsbeläge

Illustrations disc brake pads - Illustrazioni pastiglie freno -

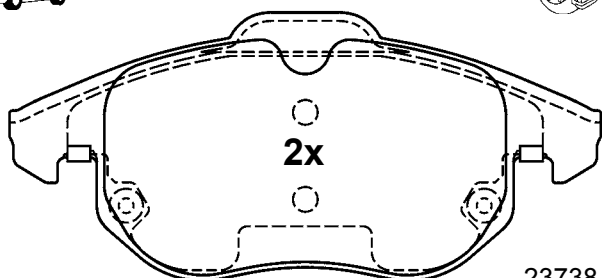
Illustrations plaquettes de frein - Ilustraciones pastillas de freno



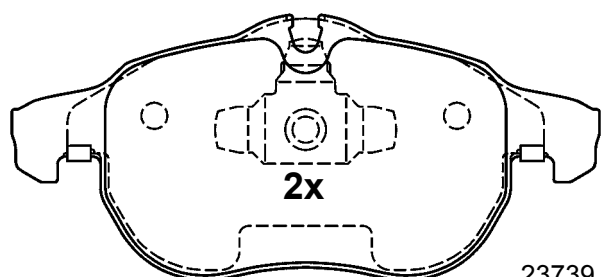
Maßstab - scale - scala - échelle - escala 1:2

13.0460-7212.2 607212

FIAT, OPEL, SAAB, VAUXHALL



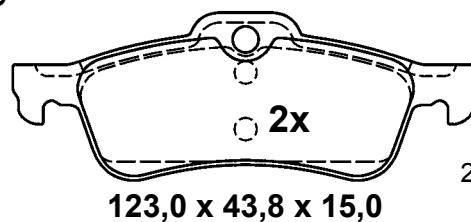
23738 20,1
156,3 x 70,7 x 20,1



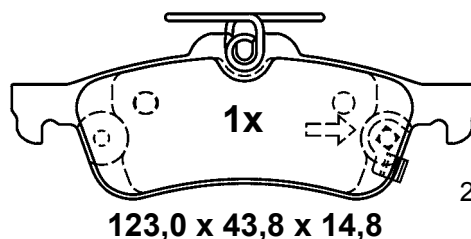
23739 20,1
155,1 x 69,6 x 20,1

13.0460-7214.2 607214

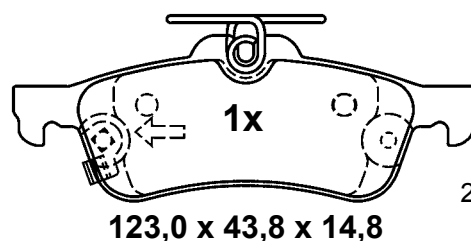
DAIHATSU, TOYOTA



24574 15,0
123,0 x 43,8 x 15,0



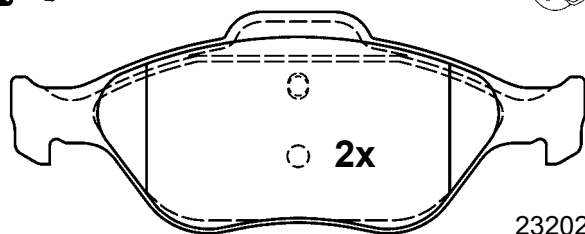
24575 14,8
123,0 x 43,8 x 14,8



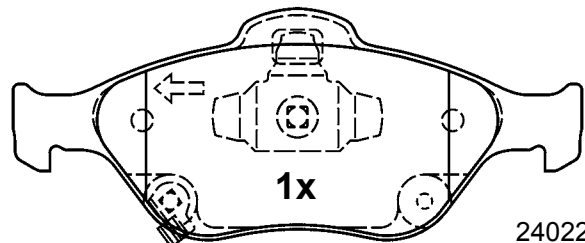
24576 14,8
123,0 x 43,8 x 14,8

13.0460-7213.2 607213

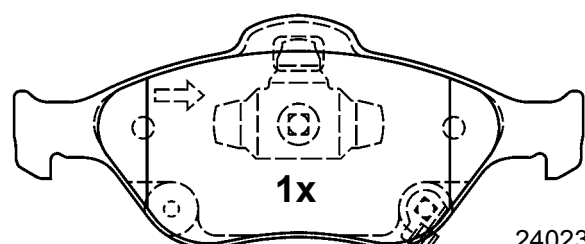
DAIHATSU, TOYOTA



23202 17,8
151,3 x 58,2 x 17,8



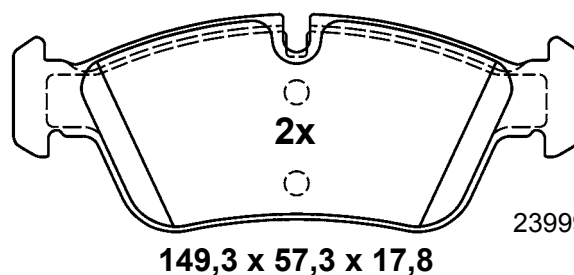
24022 17,8
150,1 x 61,0 x 17,8



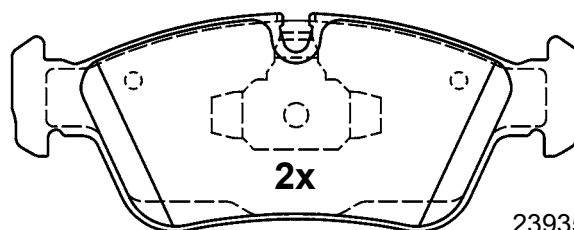
24023 17,8
150,1 x 61,0 x 17,8

13.0460-7215.2 607215

BMW



23999 17,8
149,3 x 57,3 x 17,8

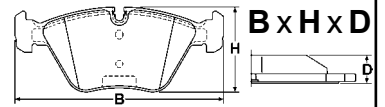


23935 17,8
150,1 x 57,3 x 17,8

Abbildungen Scheibenbremsbeläge

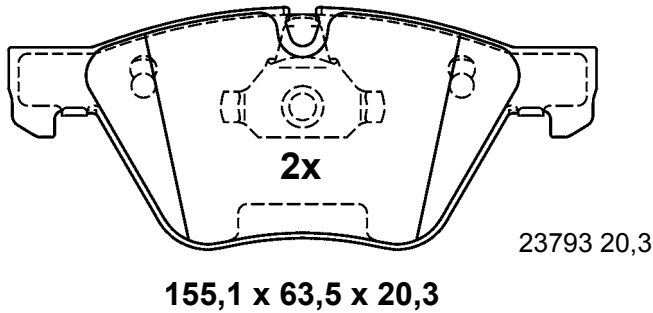
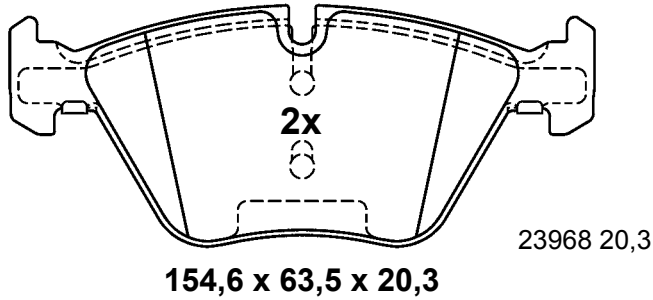
Illustrations disc brake pads - Illustrazioni pastiglie freno -

Illustrations plaquettes de frein - Ilustraciones pastillas de freno

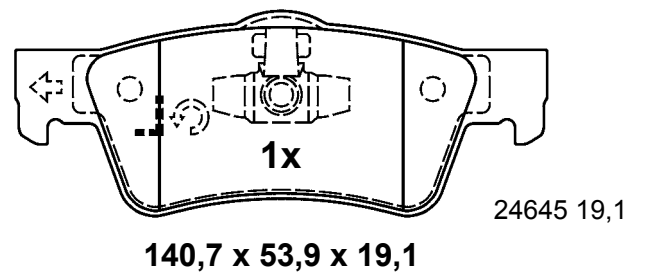
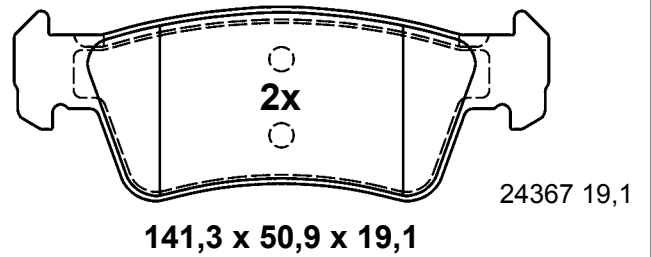


Maßstab - scale - scala - échelle - escala 1:2

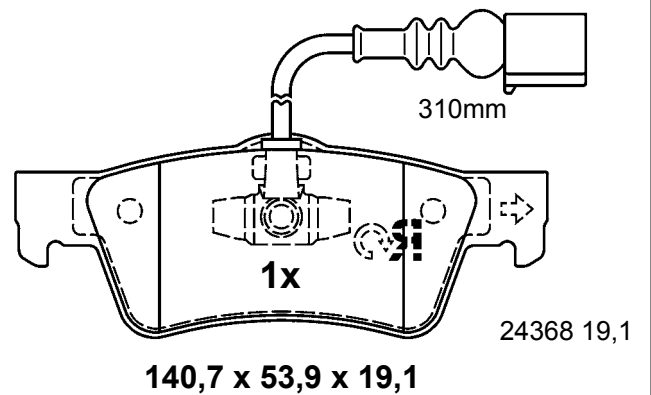
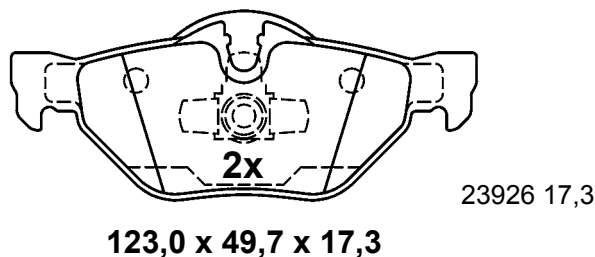
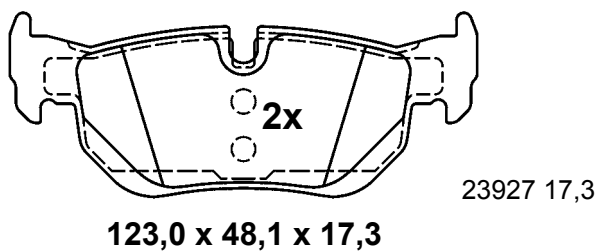
13.0460-7216.2 607216



13.0460-7218.2 607218



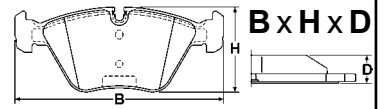
13.0460-7217.2 607217



Abbildungen Scheibenbremsbeläge

Illustrations disc brake pads - Illustrazioni pastiglie freno -

Illustrations plaquettes de frein - Ilustraciones pastillas de freno



Maßstab - scale - scala - échelle - escala 1:2

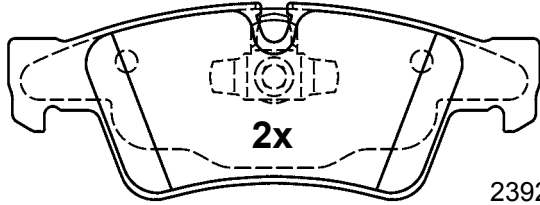
13.0460-7219.2 607219



MERCEDES BENZ



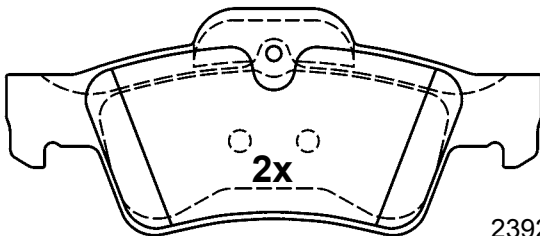
ATE



2x

23923 17,6

140,1 x 51,6 x 17,6



2x

23924 17,6

141,3 x 59,6 x 17,6

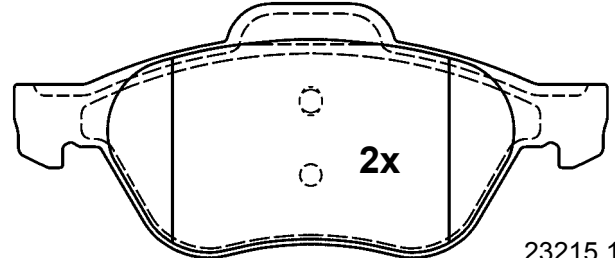
13.0460-7221.2 607221



RENAULT



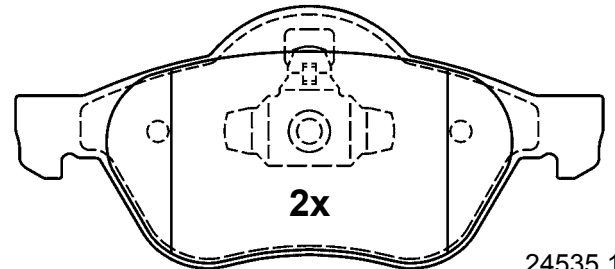
ATE



2x

23215 18,3

156,3 x 66,8 x 18,3



2x

24535 18,3

155,1 x 68,9 x 18,3

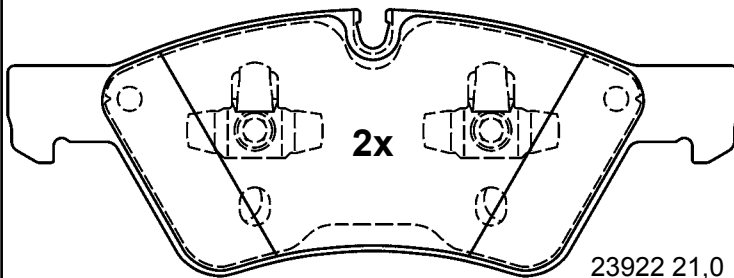
13.0460-7220.2 607220



MERCEDES BENZ



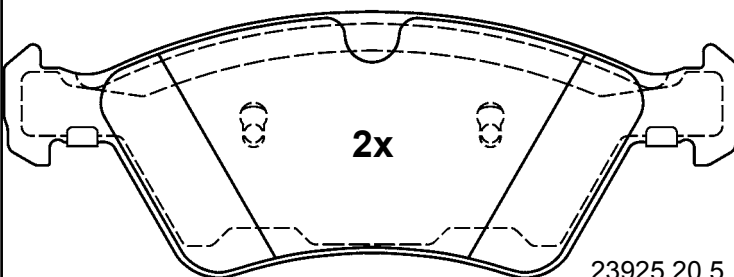
ATE



2x

23922 21,0

192,9 x 69,9 x 21,0



2x

23925 20,5

194,3 x 70,0 x 20,5

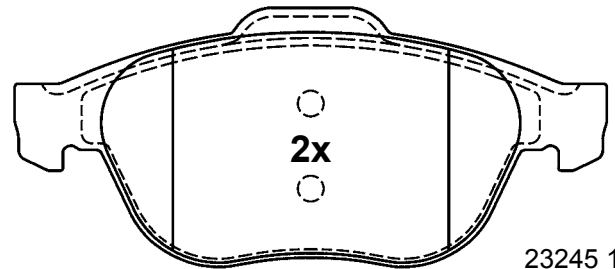
13.0460-7222.2 607222



RENAULT



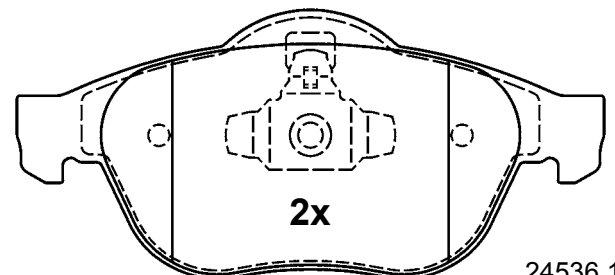
ATE



2x

23245 18,3

156,3 x 68,3 x 18,3



2x

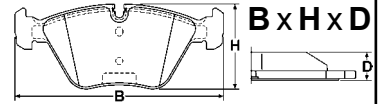
24536 18,3

155,1 x 70,8 x 18,3

Abbildungen Scheibenbremsbeläge

Illustrations disc brake pads - Illustrazioni pastiglie freno -

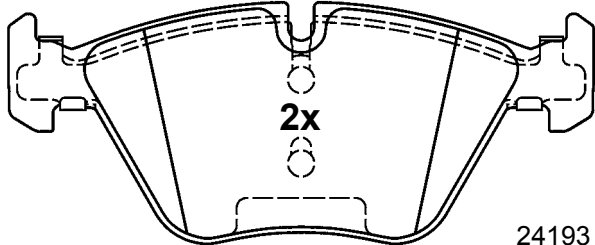
Illustrations plaquettes de frein - Ilustraciones pastillas de freno



Maßstab - scale - scala - échelle - escala 1:2

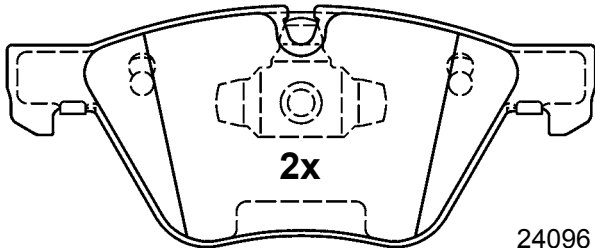
13.0460-7223.2 607223

BMW



154,6 x 63,5 x 20,3

24193 20,3

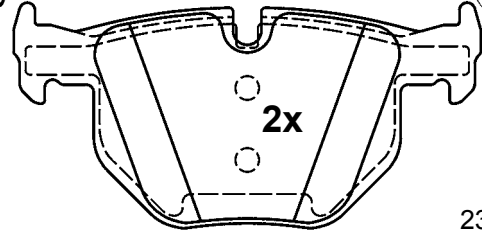


155,1 x 63,5 x 20,3

24096 20,3

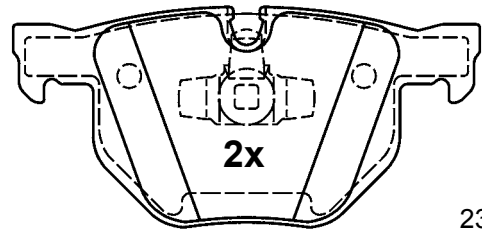
13.0460-7225.2 607225

BMW



123,0 x 59,2 x 17,3

23551 17,3

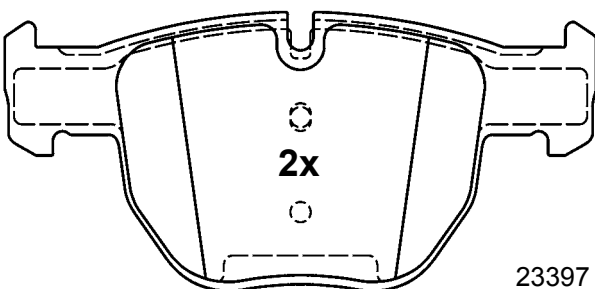


123,0 x 58,0 x 17,3

23550 17,3

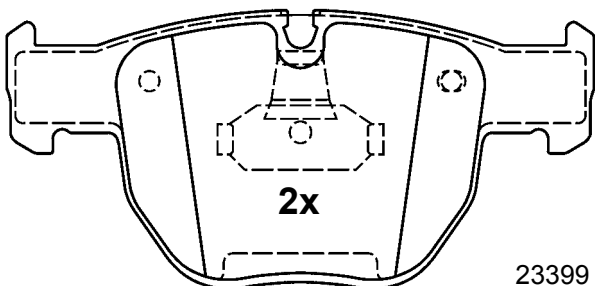
13.0460-7224.2 607224

LAND ROVER



156,3 x 73,2 x 19,4

23397 19,4

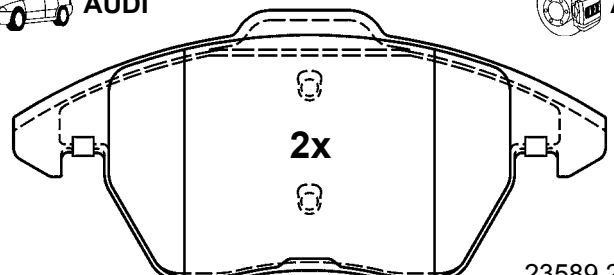


155,0 x 73,2 x 19,4

23399 19,4

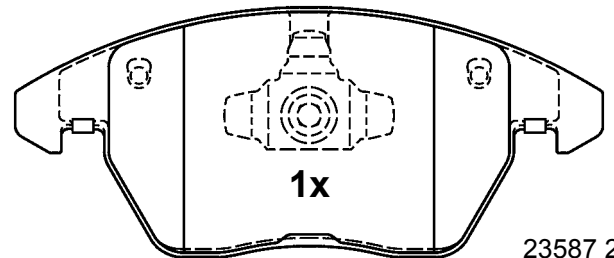
13.0460-7226.2 607226

AUDI



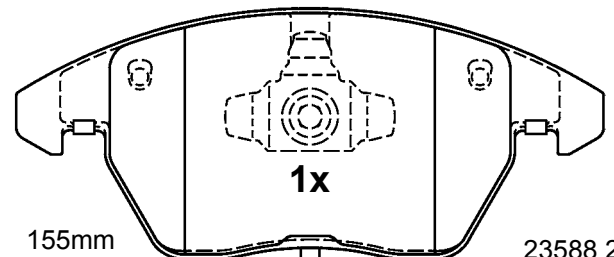
155,1 x 71,3 x 20,4

23589 20,4



155,1 x 66,0 x 20,8

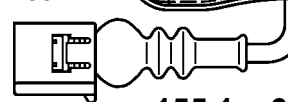
23587 20,8



155,1 x 66,0 x 20,8

23588 20,8

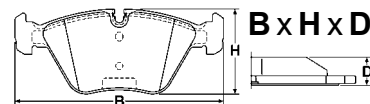
155mm



Abbildungen Scheibenbremsbeläge

Illustrations disc brake pads - Illustrazioni pastiglie freno -

Illustrations plaquettes de frein - Ilustraciones pastillas de freno



Maßstab - scale - scala - échelle - escala 1:2

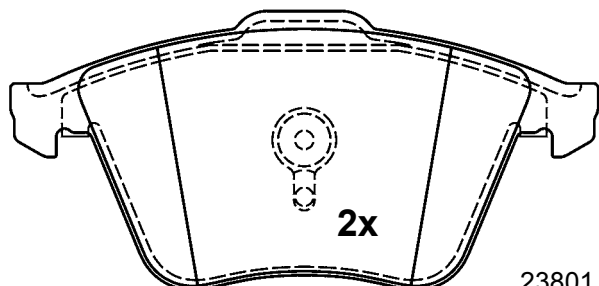
13.0460-7227.2 607227



AUDI, SEAT, VOLKSWAGEN



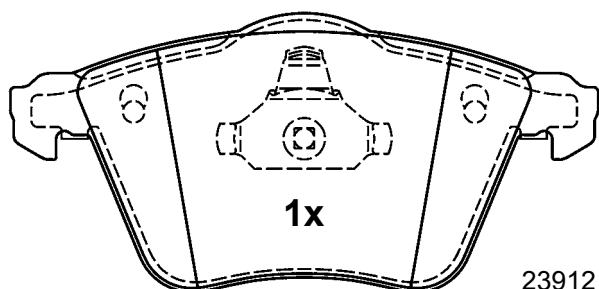
ATE



2x

23801 20,3

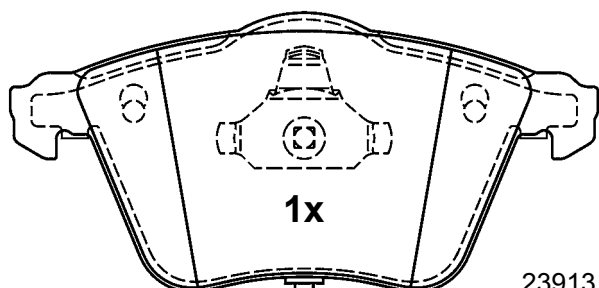
156,3 x 72,9 x 20,3



1x

23912 20,3

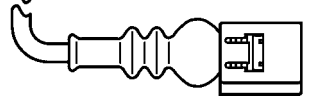
155,1 x 72,9 x 20,3



1x

23913 20,3

155,1 x 72,9 x 20,3



175mm

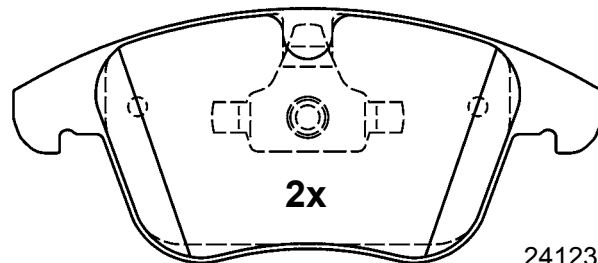
13.0460-7228.2 607228



FORD, LAND ROVER, VOLVO



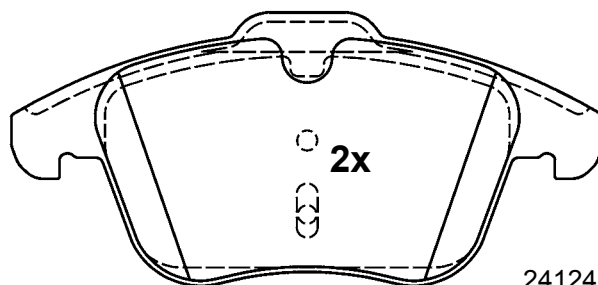
ATE



2x

24123 20,3

155,1 x 66,6 x 20,3



2x

24124 19,3

156,3 x 72,0 x 19,3

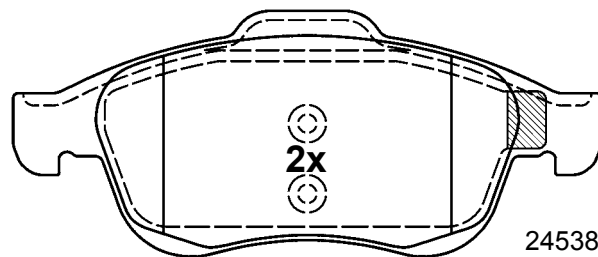
13.0460-7229.2 607229



CITROEN, PEUGEOT



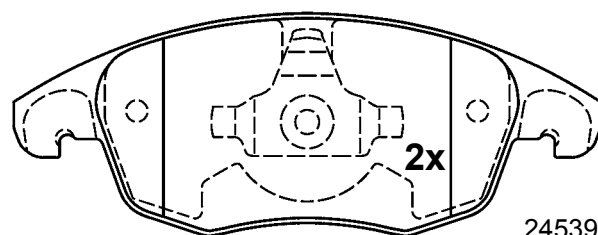
ATE



2x

24538 18,5

155,1 x 64,7 x 18,5



2x

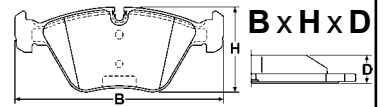
24539 18,5

155,1 x 58,3 x 18,5

Abbildungen Scheibenbremsbeläge

Illustrations disc brake pads - Illustrazioni pastiglie freno -

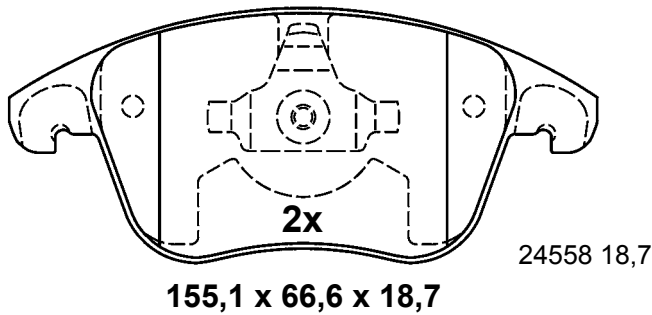
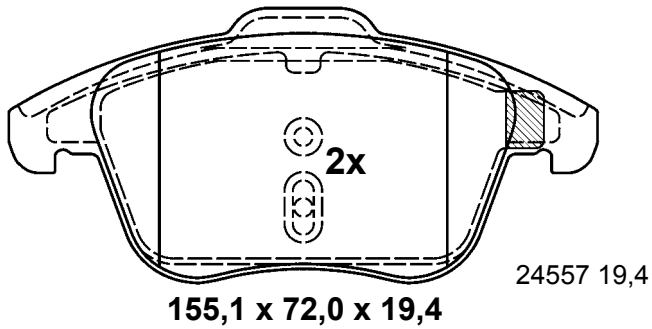
Illustrations plaquettes de frein - Ilustraciones pastillas de freno



Maßstab - scale - scala - échelle - escala 1:2

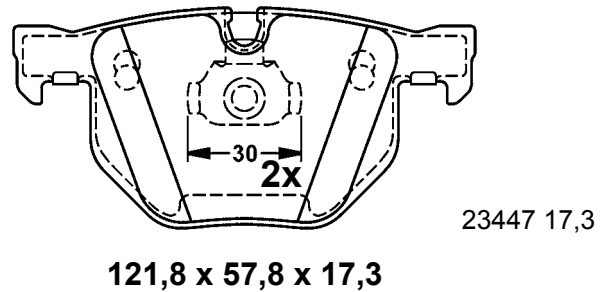
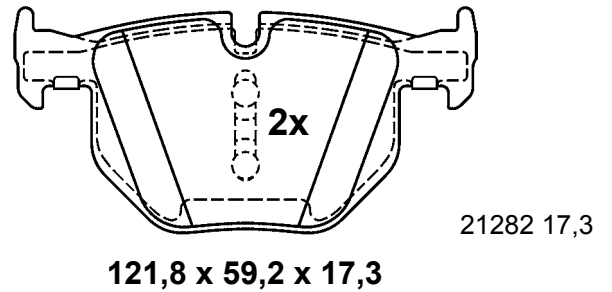
13.0460-7230.2 607230

CITROEN, PEUGEOT



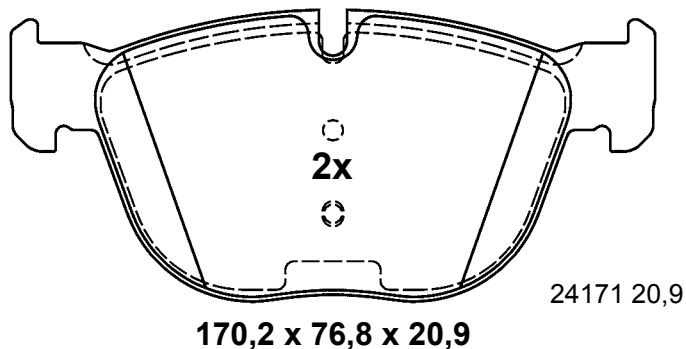
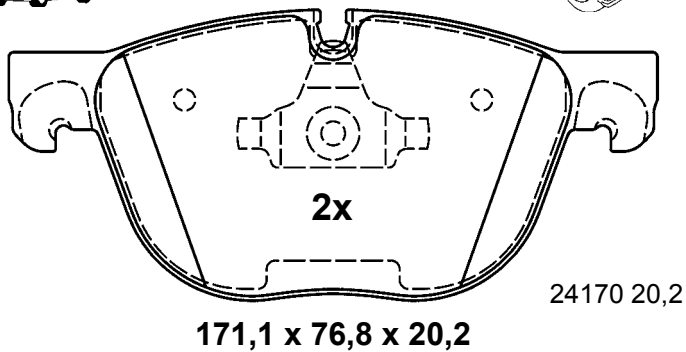
13.0460-7232.2 607232

BMW



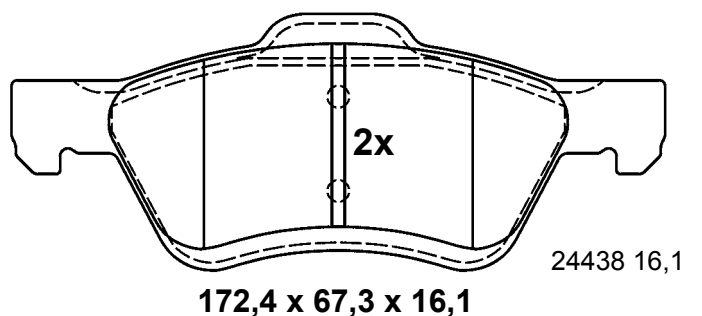
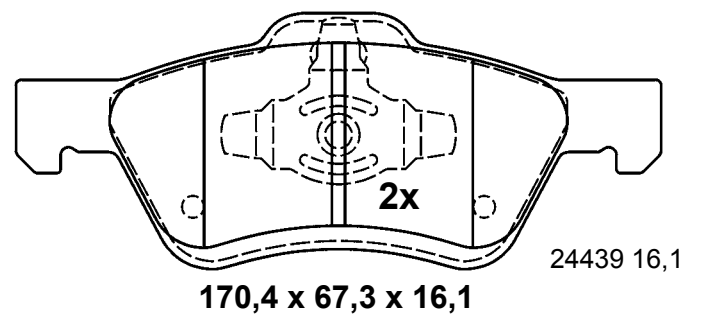
13.0460-7231.2 607231

BMW



13.0460-7234.2 607234

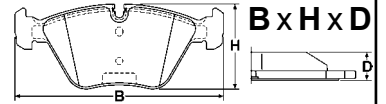
FORD, MAZDA



Abbildungen Scheibenbremsbeläge

Illustrations disc brake pads - Illustrazioni pastiglie freno -

Illustrations plaquettes de frein - Ilustraciones pastillas de freno



Maßstab - scale - scala - échelle - escala 1:2

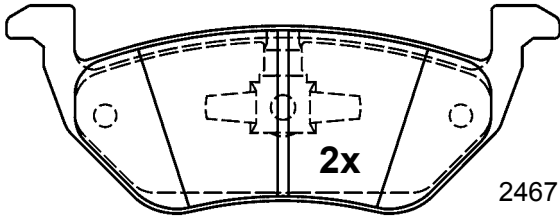
13.0460-7235.2 607235



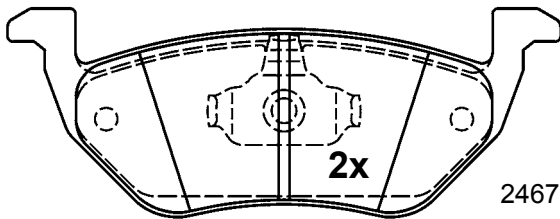
FORD, MAZDA



ATE



24671 18,0



24670 18,0

146,0 x 54,0 x 18,0

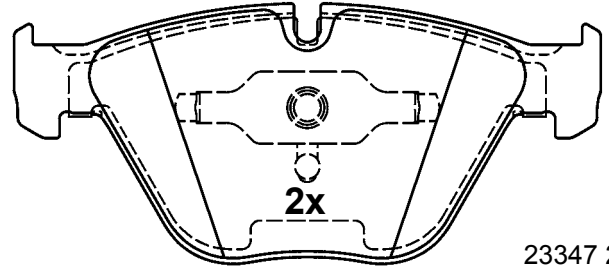
13.0460-7237.2 607237



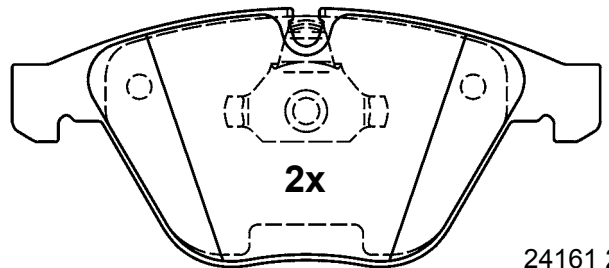
BMW



ATE



23347 20,3



24161 20,3

155,1 x 68,3 x 20,3

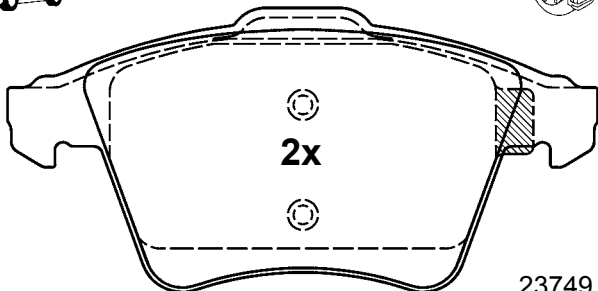
13.0460-7236.2 607236



VOLKSWAGEN

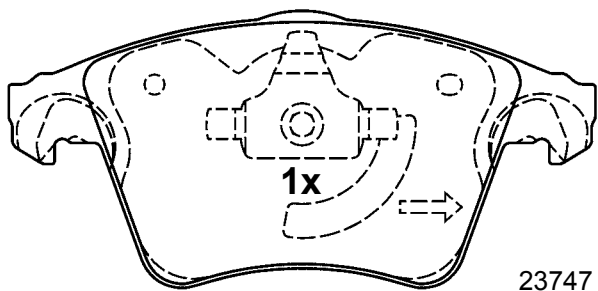


ATE



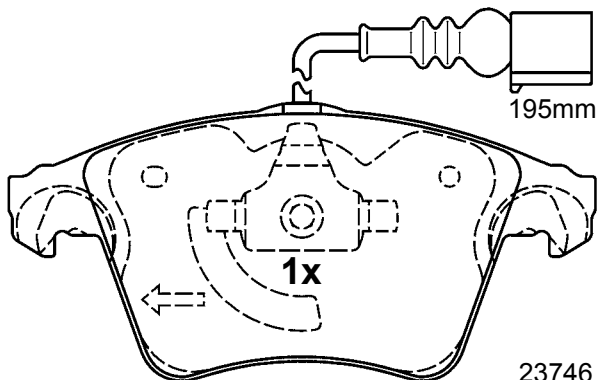
23749 18,7

156,2 x 74,8 x 18,7



23747 19,7

155,0 x 73,3 x 19,7



23746 19,7

15501 x 73,3 x 19,7

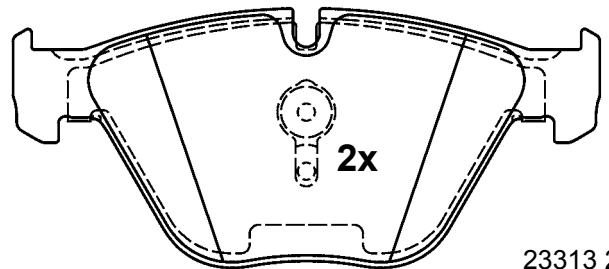
13.0460-7238.2 607238



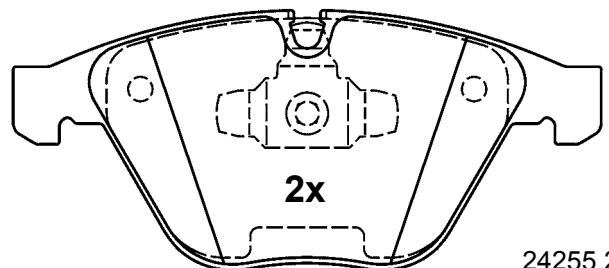
BMW



ATE



23313 20,3



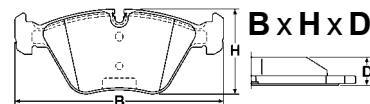
24255 20,3

155,1 x 68,3 x 20,3

Abbildungen Scheibenbremsbeläge

Illustrations disc brake pads - Illustrazioni pastiglie freno -

Illustrations plaquettes de frein - Ilustraciones pastillas de freno



Maßstab - scale - scala - échelle - escala 1:2

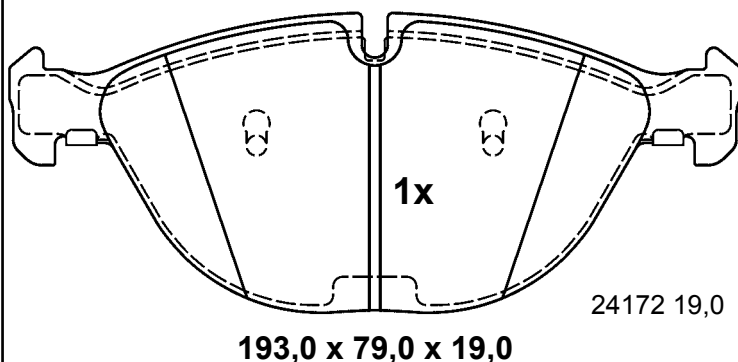
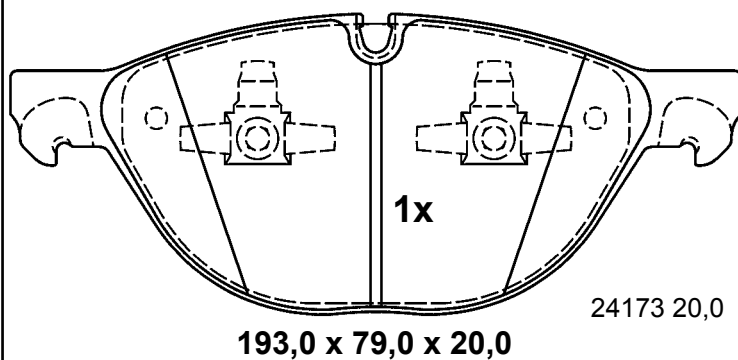
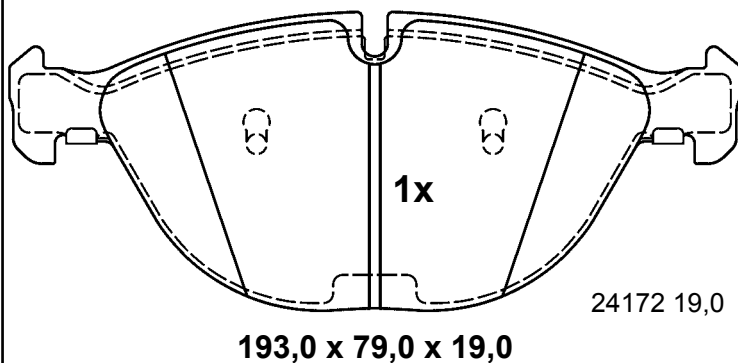
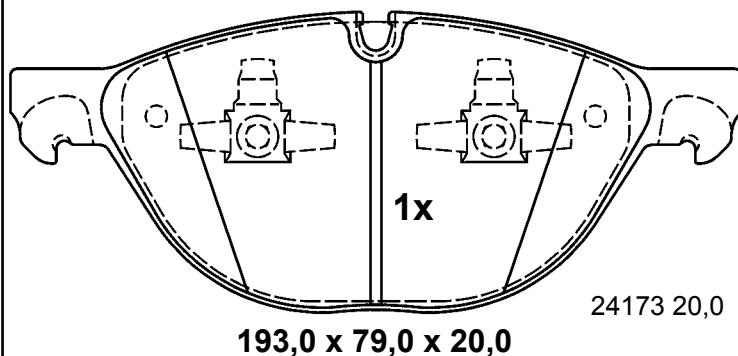
13.0460-7239.2 607239



BMW



ATE



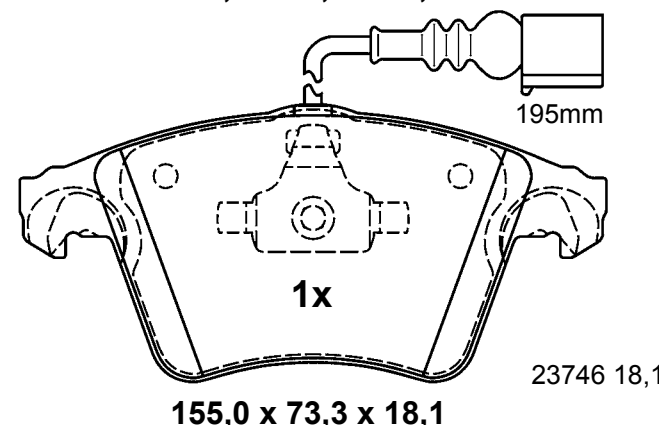
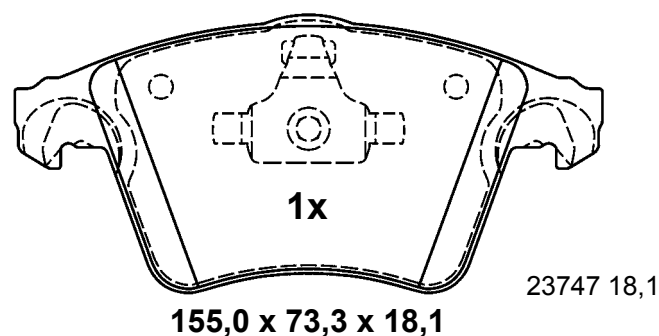
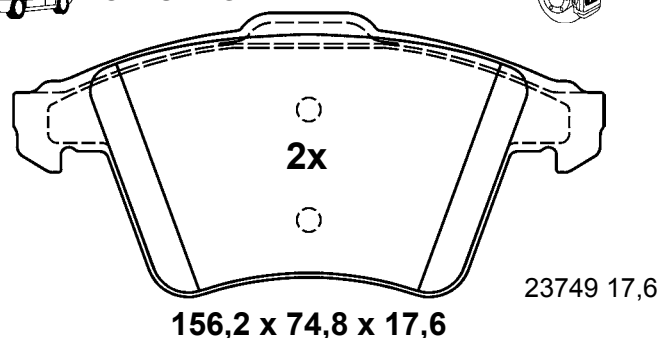
13.0460-7240.2 607240



VOLKSWAGEN



ATE



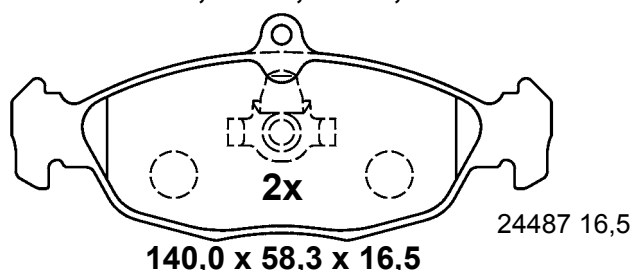
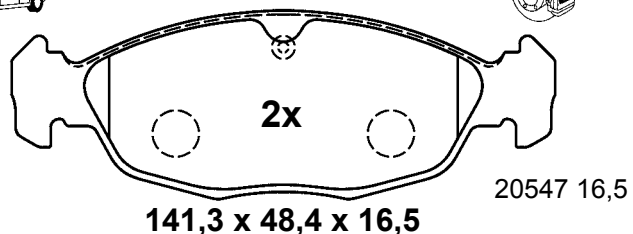
13.0460-7241.2 607241



JAGUAR



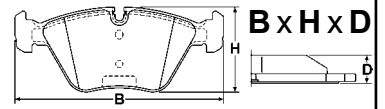
ATE



Abbildungen Scheibenbremsbeläge

Illustrations disc brake pads - Illustrazioni pastiglie freno -

Illustrations plaquettes de frein - Ilustraciones pastillas de freno



Maßstab - scale - scala - échelle - escala 1:2

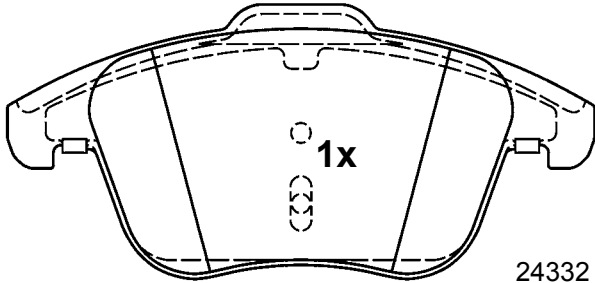
13.0460-7242.2 607242



AUDI, SEAT, VOLKSWAGEN



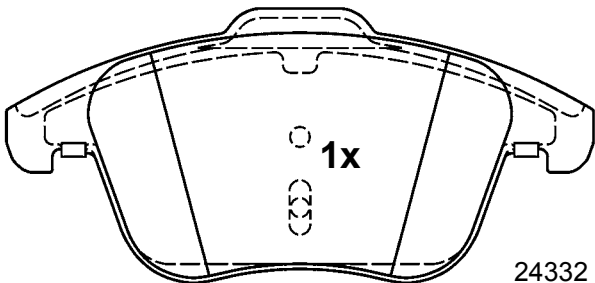
ATE



1x

24332 19,8

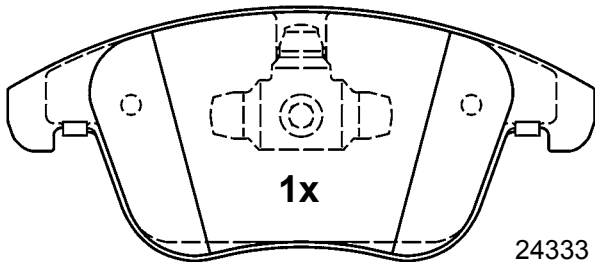
155,1 x 72,0 x 19,8



1x

24332 19,8

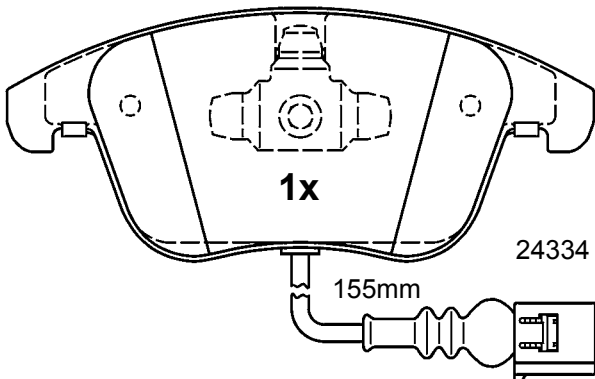
155,1 x 72,0 x 19,8



1x

24333 21,3

155,1 x 67,0 x 21,3



1x

24334 21,3

155mm

155,1 x 67,0 x 21,3

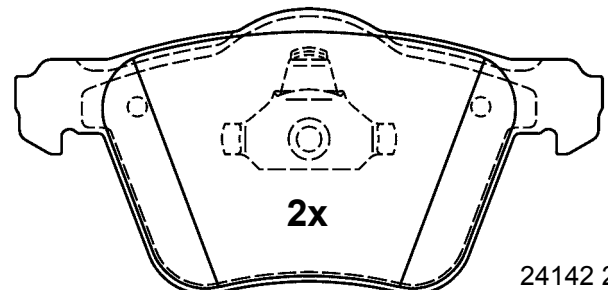
13.0460-7243.2 607243



FORD, VOLVO



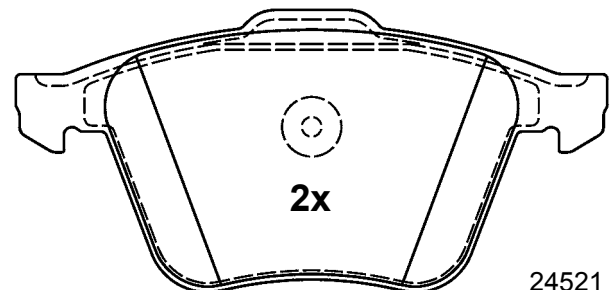
ATE



2x

24142 20,6

155,1 x 75,3 x 20,6



2x

24521 19,1

156,4 x 74,3 x 19,1

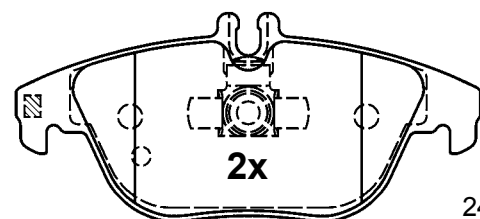
13.0460-7244.2 607244



MERCEDES BENZ



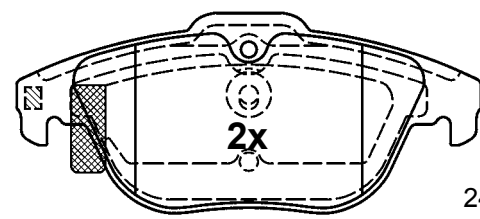
ATE



2x

24253 17,8

122,5 x 54,4 x 17,8



2x

24254 18,0

122,5 x 52,3 x 18,0

Abbildungen Scheibenbremsbeläge

Illustrations disc brake pads - Illustrazioni pastiglie freno -

Illustrations plaquettes de frein - Ilustraciones pastillas de freno



Maßstab - scale - scala - échelle - escala 1:2

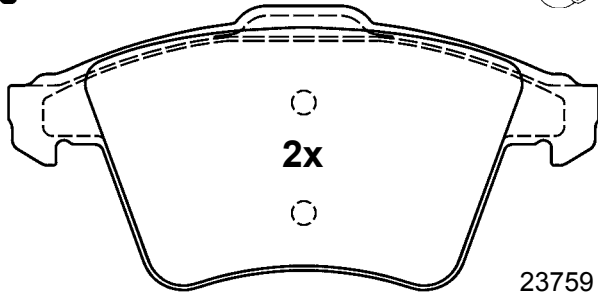
13.0460-7245.2 607245



VOLKSWAGEN



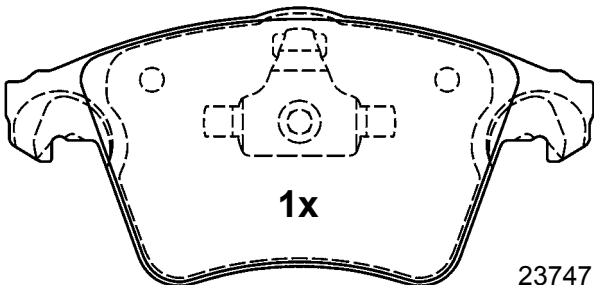
ATE



2x

23759 19,1

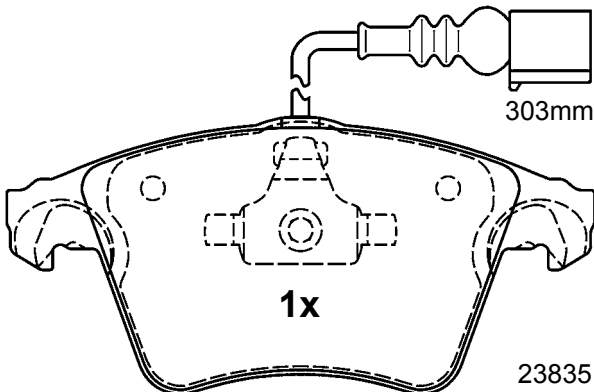
156,2 x 74,8 x 19,1



1x

23747 19,6

155,0 x 73,3 x 19,6



303mm

1x

23835 19,6

155,0 x 73,3 x 19,6

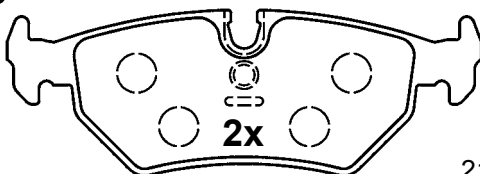
13.0460-7246.2 607246



JAGUAR

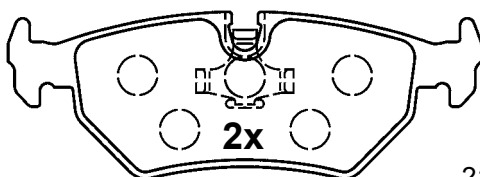


ATE



2x

21275 17,0



2x

21276 17,0

123,0 x 43,0 x 17,0

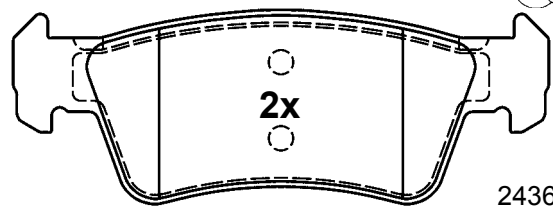
13.0460-7247.2 607247



VOLKSWAGEN



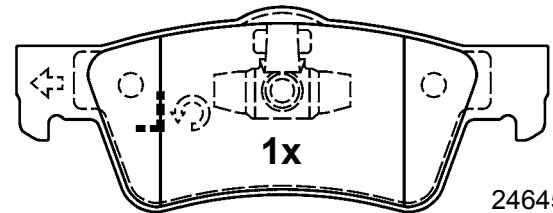
ATE



2x

24367 19,2

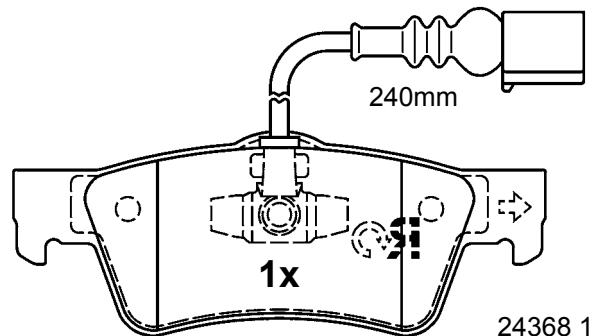
141,3 x 50,9 x 19,2



1x

24645 19,2

140,7 x 53,9 x 19,2



240mm

1x

24368 19,2

140,7 x 53,9 x 19,2

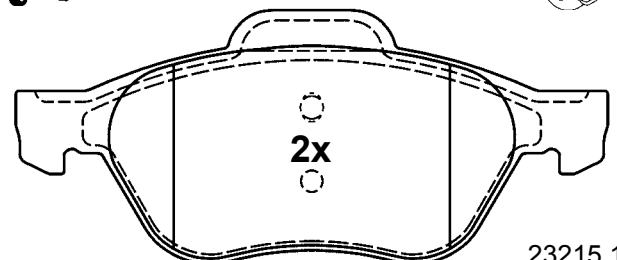
13.0460-7248.2 607248



RENAULT



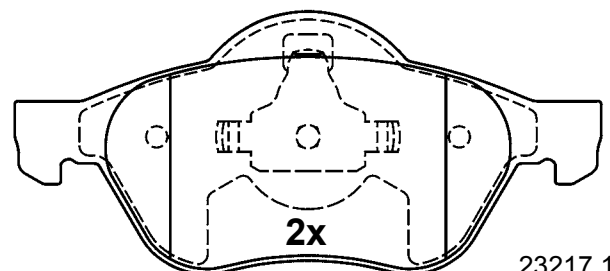
ATE



2x

23215 17,5

156,3 x 67,0 x 17,5



2x

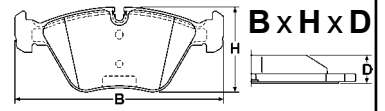
23217 17,5

155,2 x 69,0 x 17,5

Abbildungen Scheibenbremsbeläge

Illustrations disc brake pads - Illustrazioni pastiglie freno -

Illustrations plaquettes de frein - Ilustraciones pastillas de freno



Maßstab - scale - scala - échelle - escala 1:2

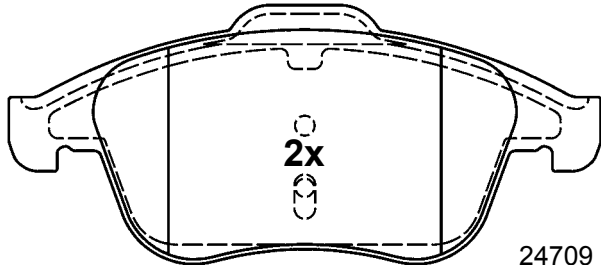
13.0460-7249.2 607249



RENAULT



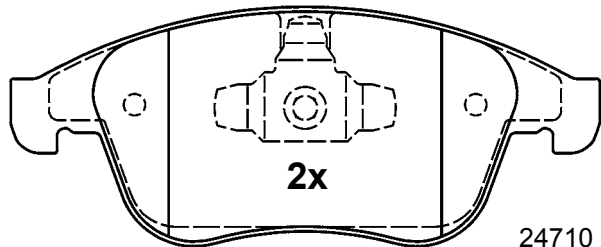
ATE



2x

24709 18,6

156,3 x 68,3 x 18,6



2x

24710 18,6

155,1 x 63,0 x 18,6

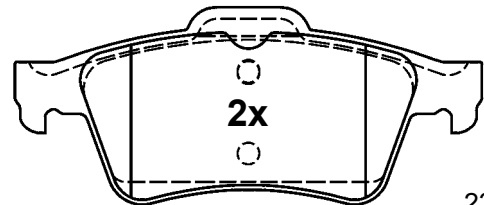
13.0460-7251.2 607251



RENAULT

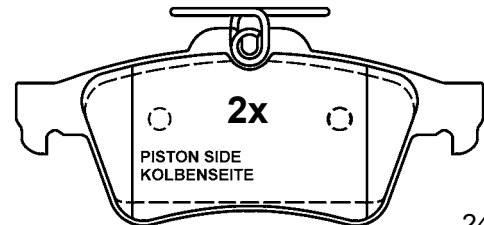


ATE



2x

23482 15,8



2x

PISTON SIDE
KOLBENSEITE

24137 15,8

123,0 x 52,0 x 15,8

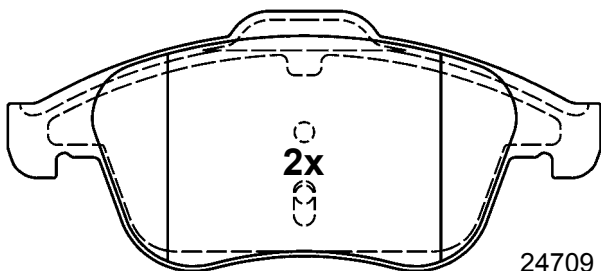
13.0460-7250.2 607250



RENAULT



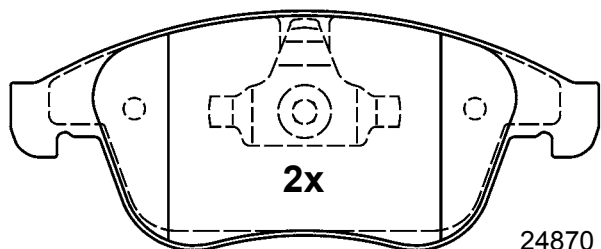
ATE



2x

24709 17,5

156,3 x 68,3 x 17,5



2x

24870 17,5

155,2 x 63,0 x 17,5

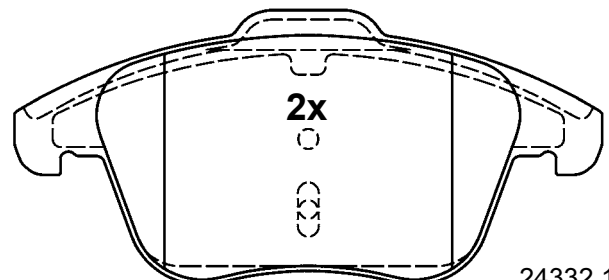
13.0460-7252.2 607252



CITROEN, PEUGEOT



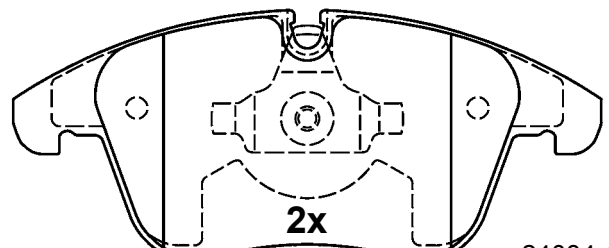
ATE



2x

24332 18,3

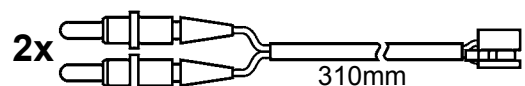
155,1 x 72,0 x 18,3



2x

24084 19,3

155,2 x 66,5 x 19,3



2x

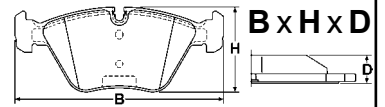
310mm



Abbildungen Scheibenbremsbeläge

Illustrations disc brake pads - Illustrazioni pastiglie freno -

Illustrations plaquettes de frein - Ilustraciones pastillas de freno



Maßstab - scale - scala - échelle - escala 1:2

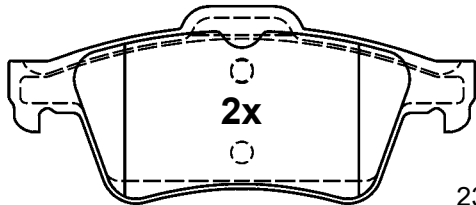
13.0460-7253.2 607253



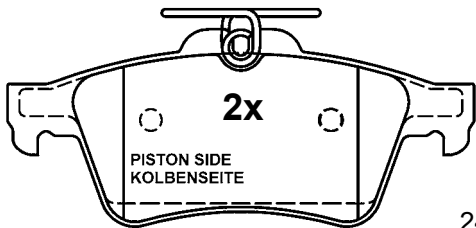
CITROËN



ATE



23482 15,8



24137 15,8

123,0 x 52,0 x 5,8

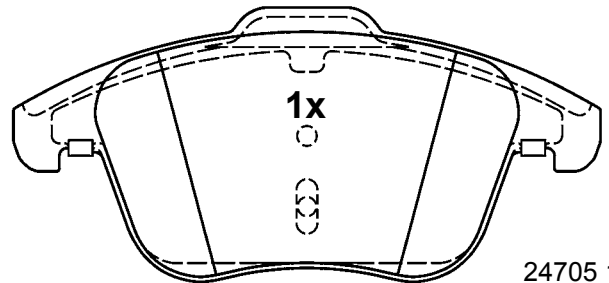
13.0460-7256.2 607256



AUDI

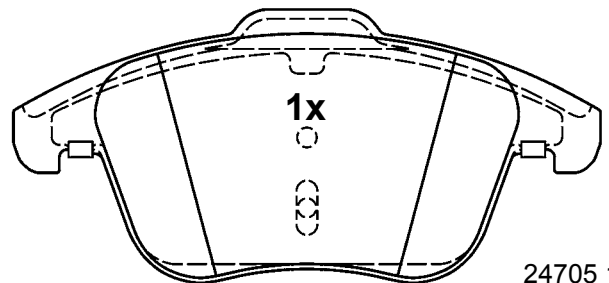


ATE



24705 19,8

155,1 x 72,0 x 19,8



24705 19,8

155,1 x 72,0 x 19,8

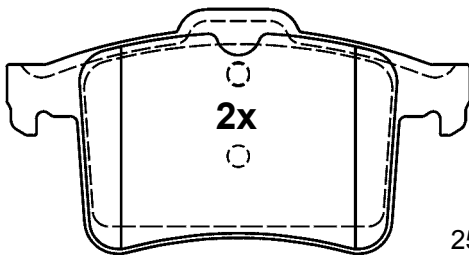
13.0460-7255.2 607255



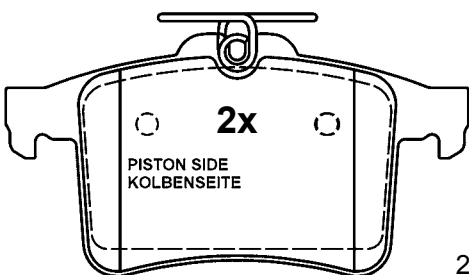
JAGUAR



ATE

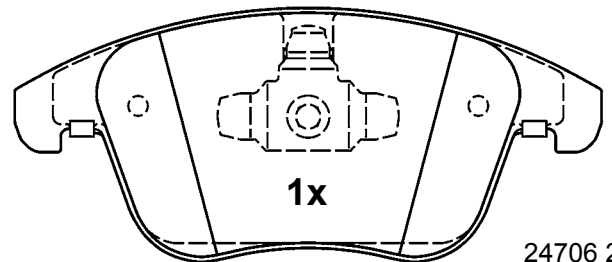


25114 15,8



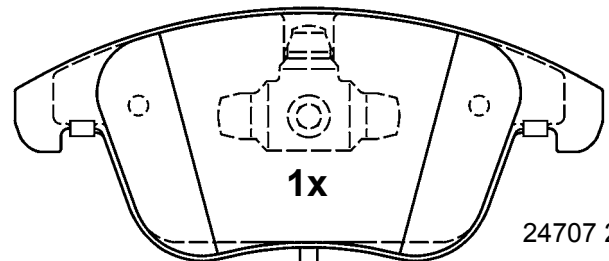
25115 15,8

122,0 x 64,1 x 15,8



24706 21,3

155,1 x 67,0 x 21,3



24707 21,3

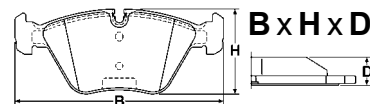
281mm

155,1 x 67,0 x 21,3

Abbildungen Scheibenbremsbeläge

Illustrations disc brake pads - Illustrazioni pastiglie freno -

Illustrations plaquettes de frein - Ilustraciones pastillas de freno



Maßstab - scale - scala - échelle - escala 1:2

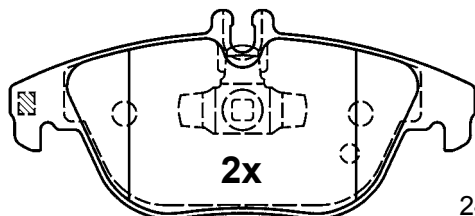
13.0460-7257.2 607257



MERCEDES BENZ



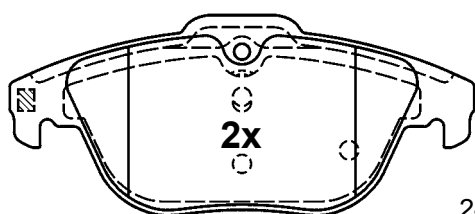
ATE



2x

24253 18,0

122,5 x 54,4 x 18,0



2x

24254 18,0

122,5 x 52,3 x 18,0

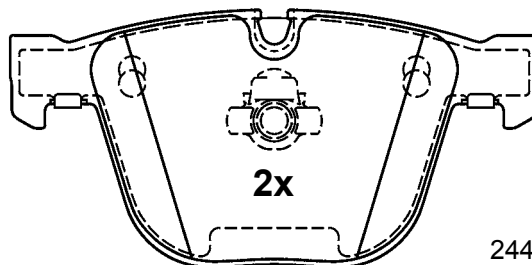
13.0460-7260.2 607260



BMW

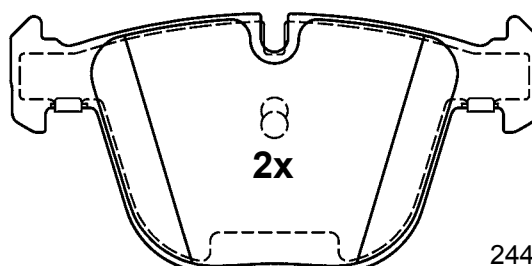


ATE



2x

24458 17,3



2x

24495 17,3

139,5 x 67,8 x 17,3

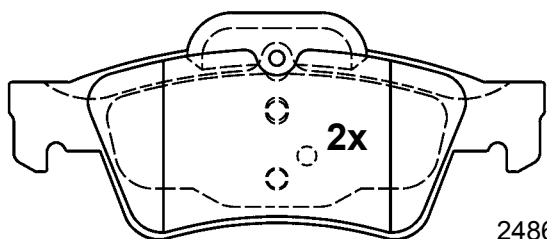
13.0460-7259.2 607259



MERCEDES BENZ



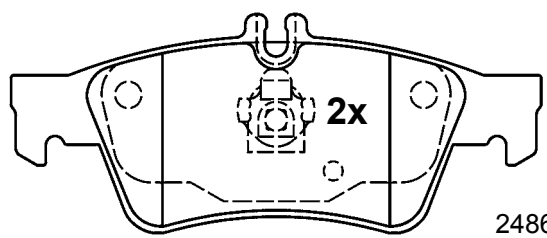
ATE



2x

24862 16,7

141,1 x 59,6 x 16,7



2x

24863 16,7

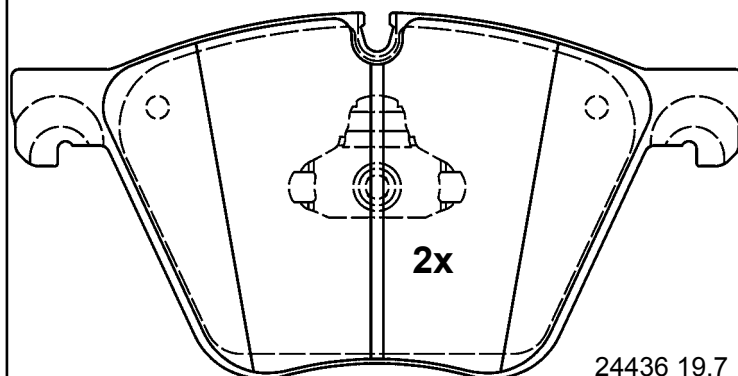
139,8 x 57,5 x 16,7



BMW



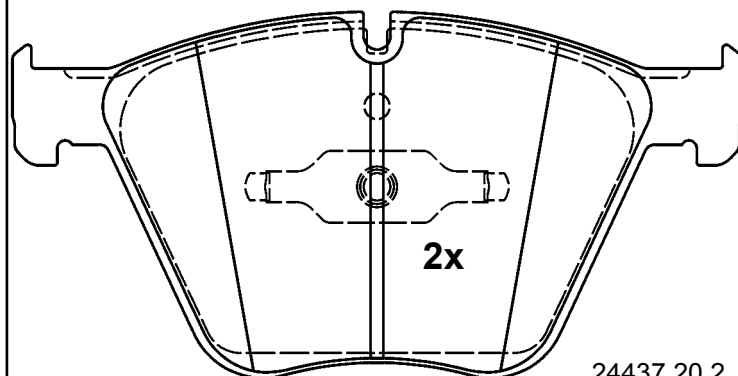
ATE



2x

24436 19,7

192,8 x 96,5 x 19,7



2x

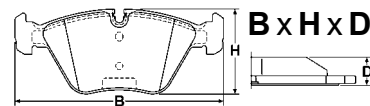
24437 20,2

192,2 x 96,5 x 20,2

Abbildungen Scheibenbremsbeläge

Illustrations disc brake pads - Illustrazioni pastiglie freno -

Illustrations plaquettes de frein - Ilustraciones pastillas de freno



Maßstab - scale - scala - échelle - escala 1:2

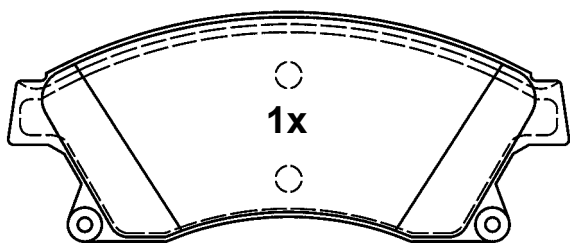
13.0460-7262.2 607262



CHEVROLET, OPEL, VAUXHALL

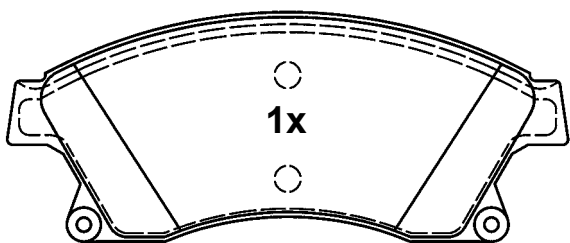


ATE



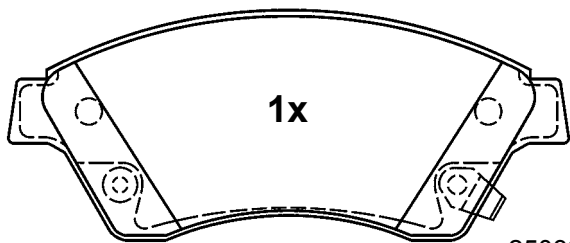
1x

25031 19,1



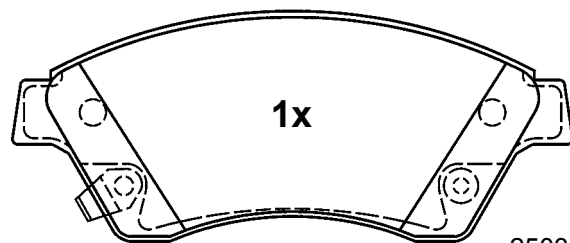
1x

25031 19,1



1x

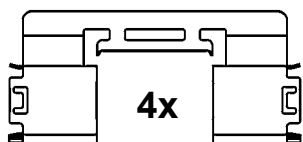
25032 19,1



1x

25033 19,1

148,2 x 60,1 x 19,1



4x

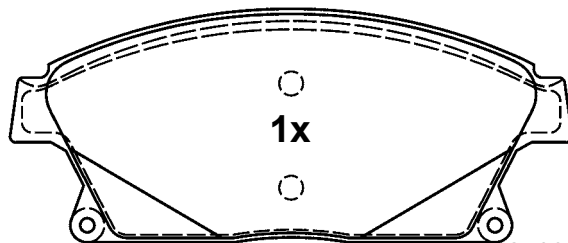
13.0460-7263.2 607263



CHEVROLET, OPEL, VAUXHALL

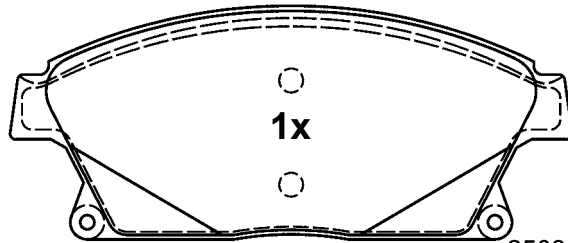


ATE



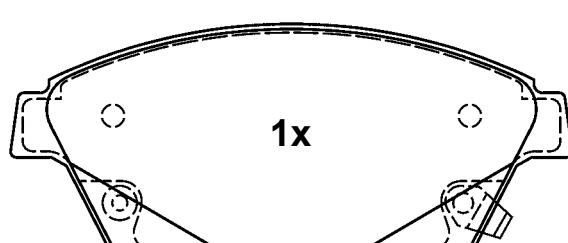
1x

25034 19,1



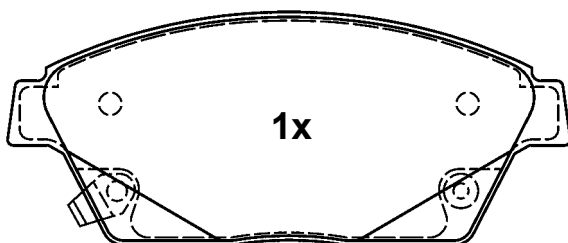
1x

25034 19,1



1x

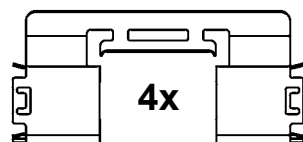
25035 19,1



1x

25036 19,1

148,2 x 61,1 x 19,1

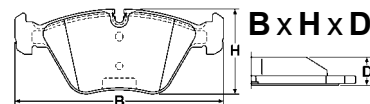


4x

Abbildungen Scheibenbremsbeläge

Illustrations disc brake pads - Illustrazioni pastiglie freno -

Illustrations plaquettes de frein - Ilustraciones pastillas de freno



Maßstab - scale - scala - échelle - escala 1:2

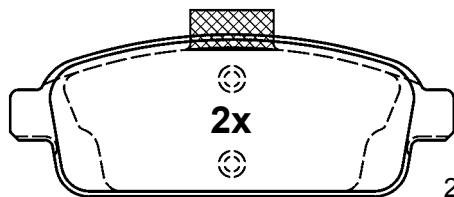
13.0460-7264.2 607264



CHEVROLET, OPEL, VAUXHALL

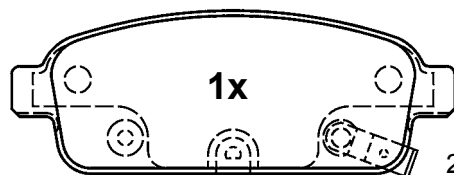


ATE



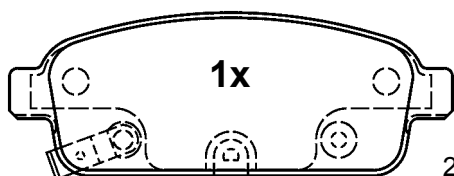
2x

25096 17,0



1x

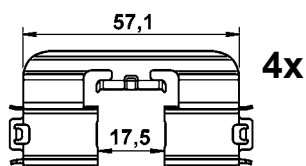
25097 17,0



1x

25098 17,0

116,5 x 42,7 x 17,0



4x

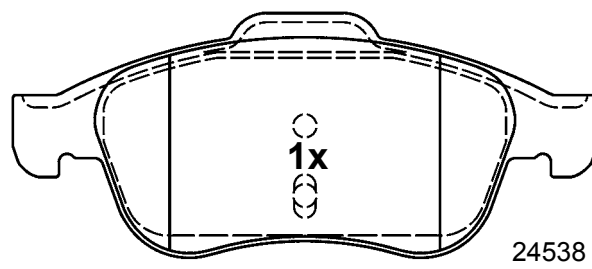
13.0460-7266.2 607266



DACIA, RENAULT



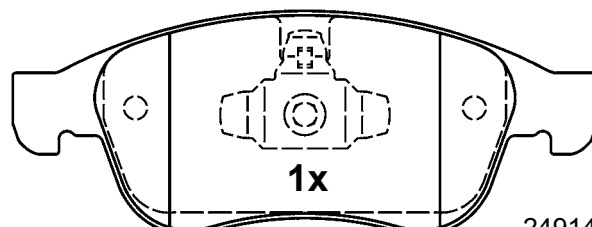
ATE



1x

24538 17,9

155,1 x 64,7 x 17,9



1x

24914 17,9

155,1 x 59,4 x 17,9

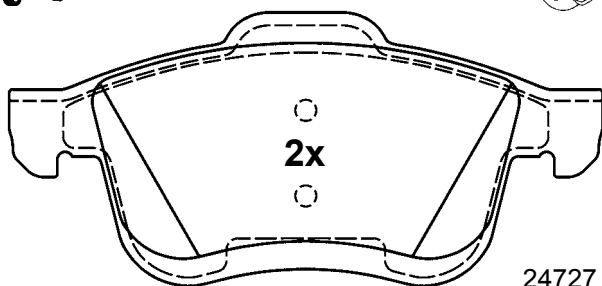
13.0460-7265.2 607265



FIAT, LANCIA



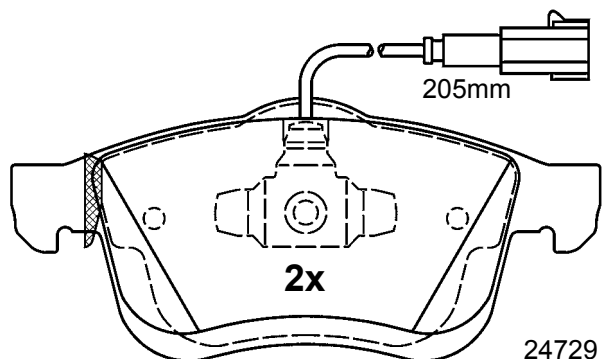
ATE



2x

24727 20,7

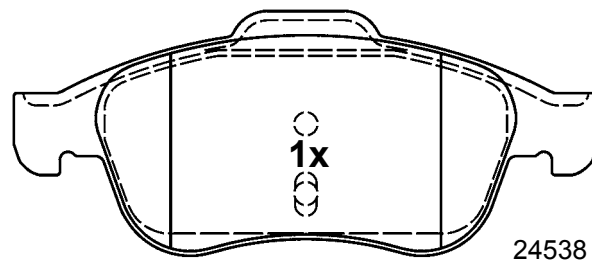
156,3 x 71,5 x 20,7



2x

24729 20,7

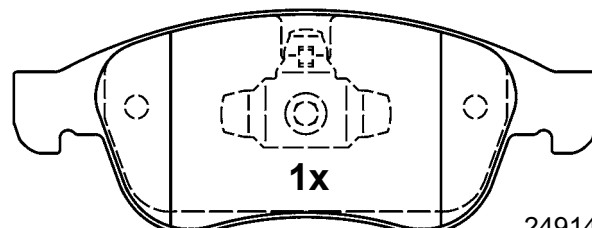
155,1 x 69,0 x 20,7



1x

24538 17,9

155,1 x 64,7 x 17,9



1x

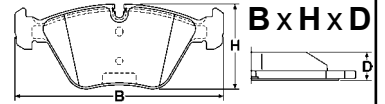
24914 17,9

155,1 x 59,4 x 17,9

Abbildungen Scheibenbremsbeläge

Illustrations disc brake pads - Illustrazioni pastiglie freno -

Illustrations plaquettes de frein - Ilustraciones pastillas de freno



Maßstab - scale - scala - échelle - escala 1:2

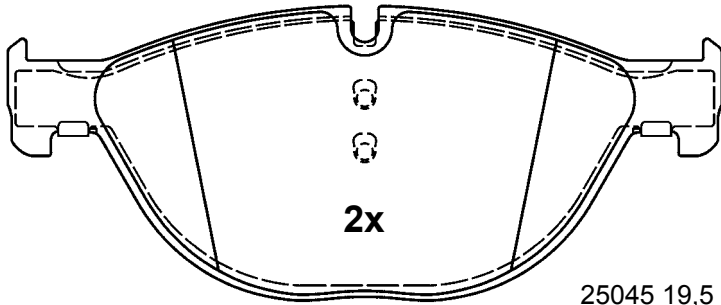
13.0460-7267.2 607267



BMW



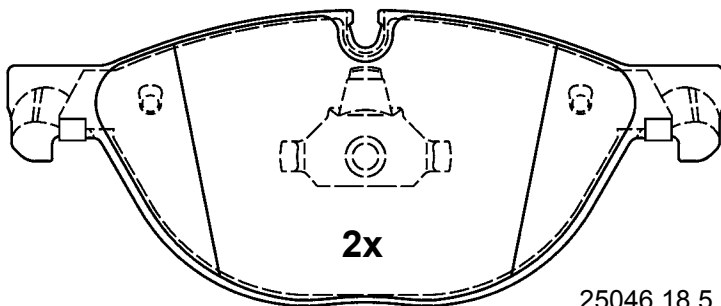
ATE



2x

25045 19,5

192,2 x 79,2 x 19,5



2x

25046 18,5

193,0 x 79,2 x 18,5

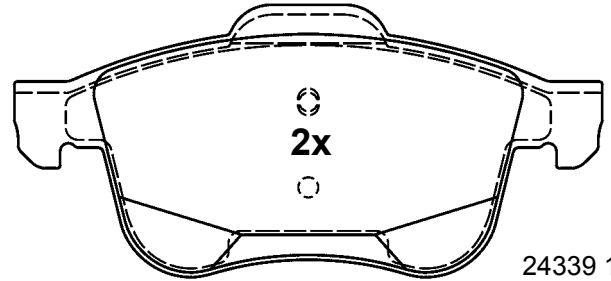
13.0460-7269.2 607269



ALFA ROMEO



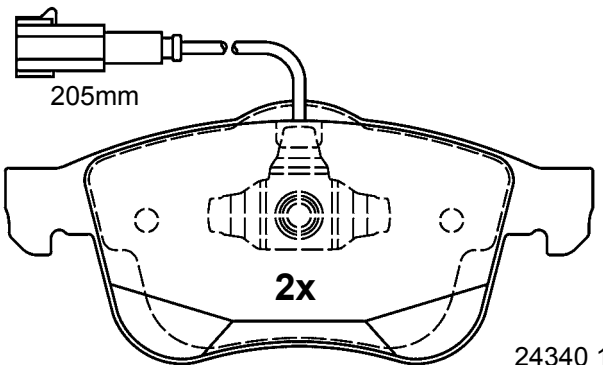
ATE



2x

24339 19,5

155,1 x 71,5 x 19,5



205mm

2x

24340 19,5

155,1 x 69,0 x 19,5

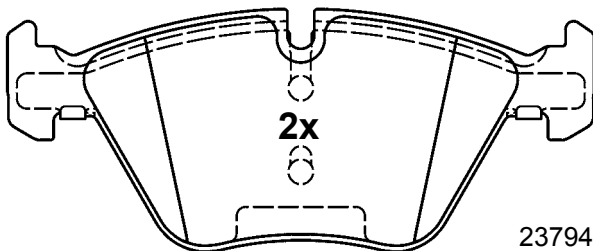
13.0460-7268.2 607268



BMW



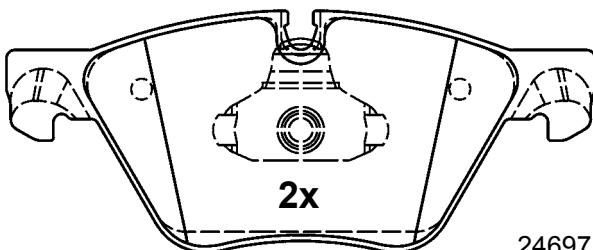
ATE



2x

23794 20,3

154,6 x 63,5 x 20,3



2x

24697 19,3

155,1 x 63,5 x 19,3

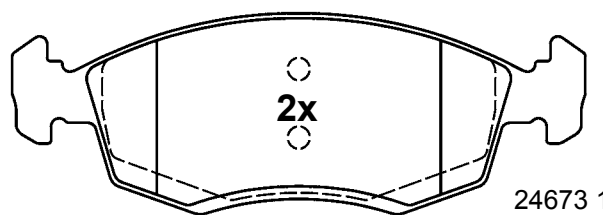
13.0460-7270.2 607270



DACIA, RENAULT



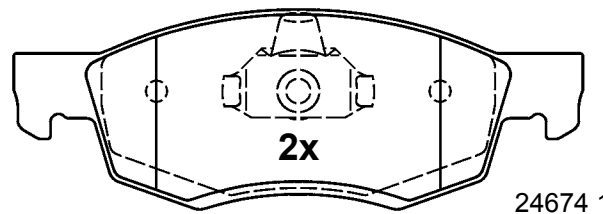
ATE



2x

24673 17,5

151,3 x 52,5 x 17,5



2x

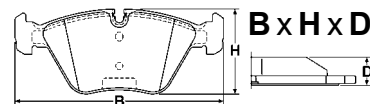
24674 17,5

150,1 x 52,5 x 17,5

Abbildungen Scheibenbremsbeläge

Illustrations disc brake pads - Illustrazioni pastiglie freno -

Illustrations plaquettes de frein - Ilustraciones pastillas de freno



Maßstab - scale - scala - échelle - escala 1:2

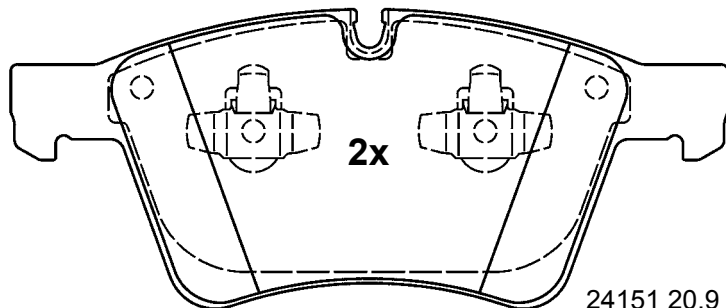
13.0460-7271.2 607271



MERCEDES BENZ



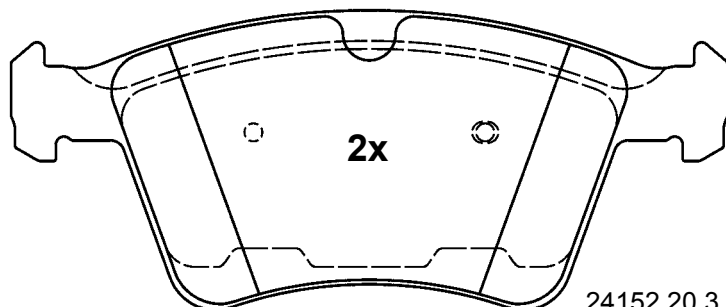
ATE



2x

24151 20,9

193,1 x 80,4 x 20,9



2x

24152 20,3

193,0 x 80,4 x 20,3

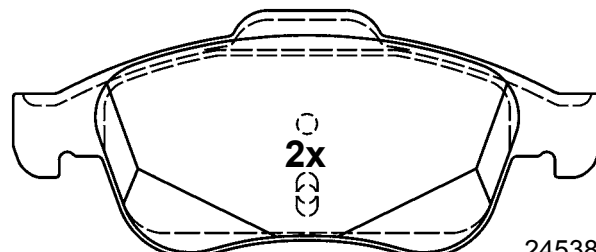
13.0460-7273.2 607273



ALFA ROMEO



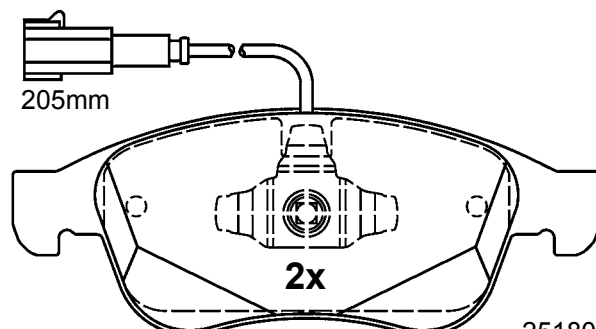
ATE



2x

24538 19,4

155,1 x 64,7 x 19,4



205mm

2x

25180 19,0

155,1 x 59,4 x 19,0

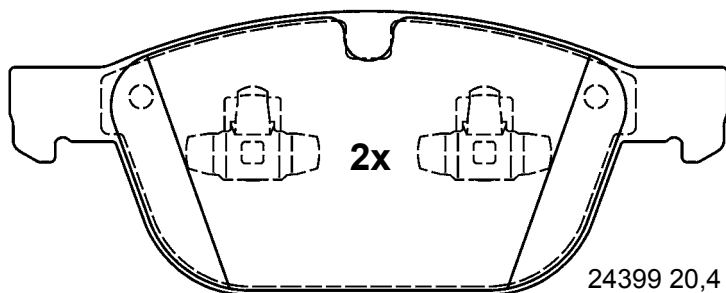
13.0460-7272.2 607272



VOLVO



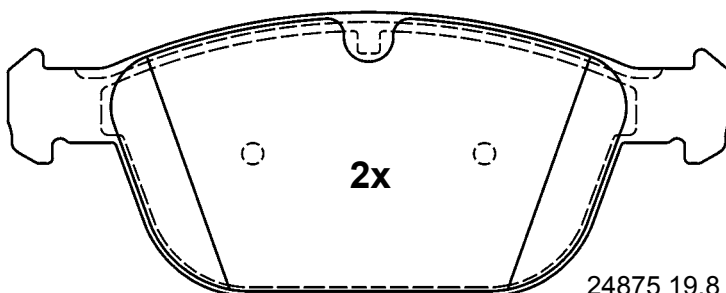
ATE



2x

24399 20,4

193,1 x 76,2 x 20,4



2x

24875 19,8

194,3 x 76,2 x 19,8

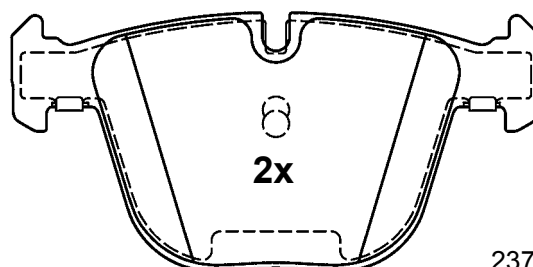
13.0460-7274.2 607274



BMW

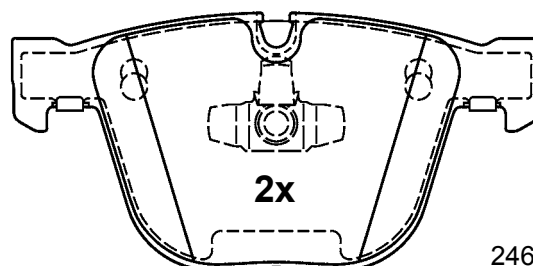


ATE



2x

23731 17,3



2x

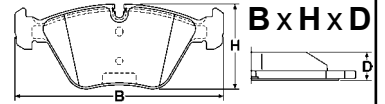
24695 17,3

139,5 x 67,8 x 17,3

Abbildungen Scheibenbremsbeläge

Illustrations disc brake pads - Illustrazioni pastiglie freno -

Illustrations plaquettes de frein - Ilustraciones pastillas de freno



Maßstab - scale - scala - échelle - escala 1:2

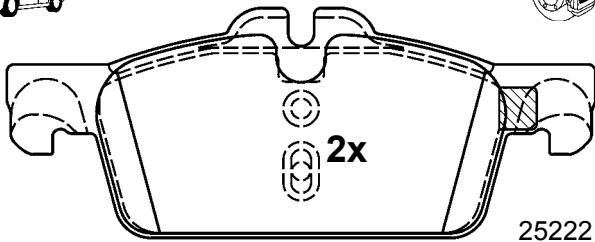
13.0460-7276.2 607276



PEUGEOT



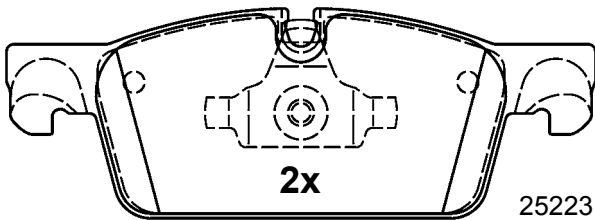
ATE



2x

25222 17,3

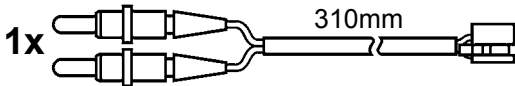
155,1 x 60,3 x 17,3



2x

25223 17,3

155,1 x 55,0 x 17,3



1x

310mm

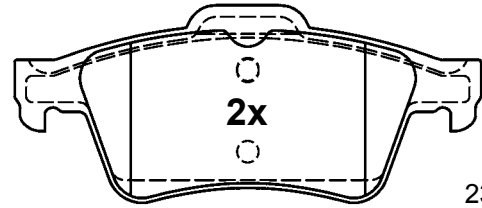
13.0460-7278.2 607278



PEUGEOT

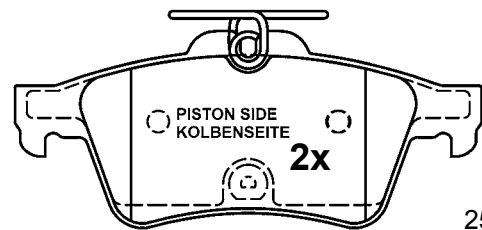


ATE



2x

23482 16,6



2x

25218 16,6

123,0 x 52,0 x 16,6

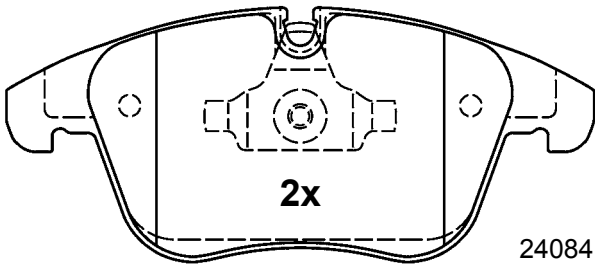
13.0460-7277.2 607277



PEUGEOT



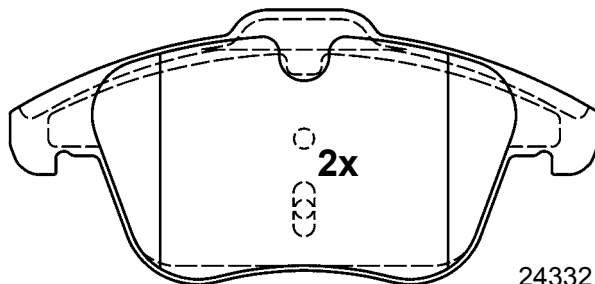
ATE



2x

24084 19,3

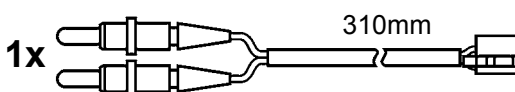
155,1 x 66,5 x 19,3



2x

24332 18,3

155,1 x 72,0 x 18,3



1x

310mm

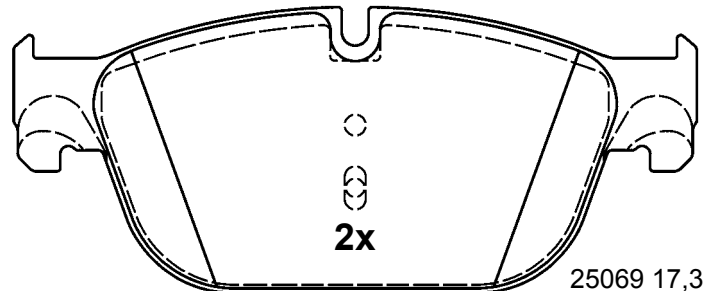
13.0460-7279.2 607279



CITROEN, PEUGEOT

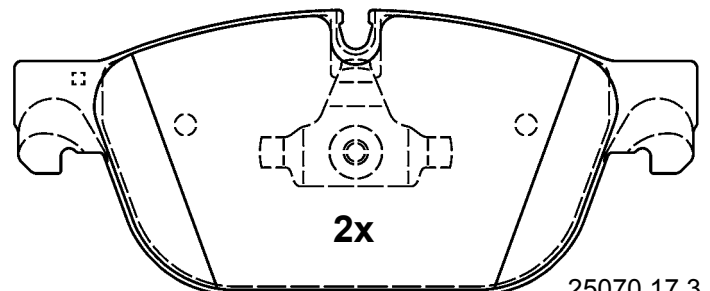


ATE



2x

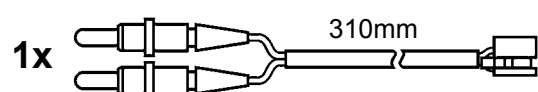
25069 17,3



2x

25070 17,3

180,1 x 74,9 x 17,3



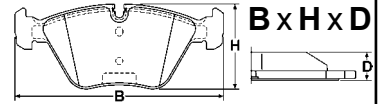
1x

310mm

Abbildungen Scheibenbremsbeläge

Illustrations disc brake pads - Illustrazioni pastiglie freno -

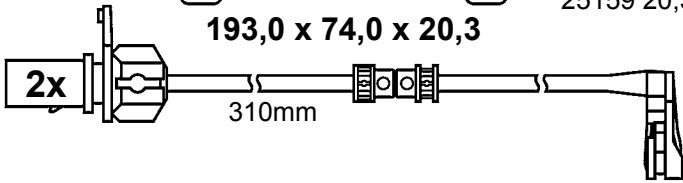
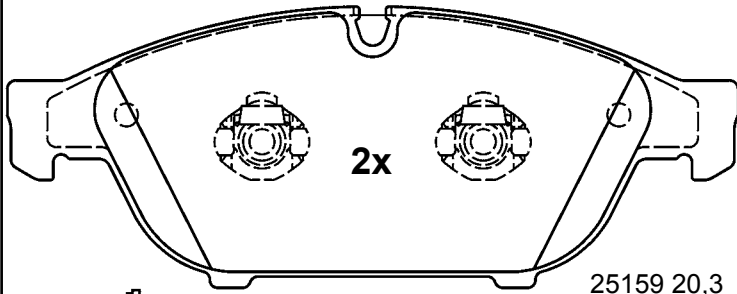
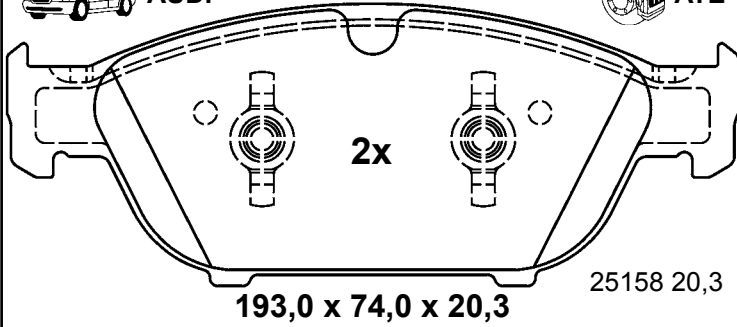
Illustrations plaquettes de frein - Ilustraciones pastillas de freno



Maßstab - scale - scala - échelle - escala 1:2

13.0460-7280.2 607280

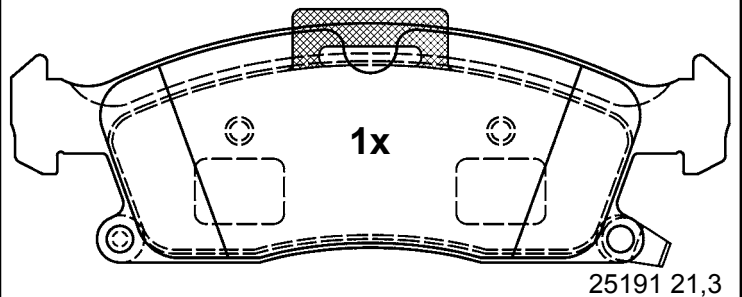
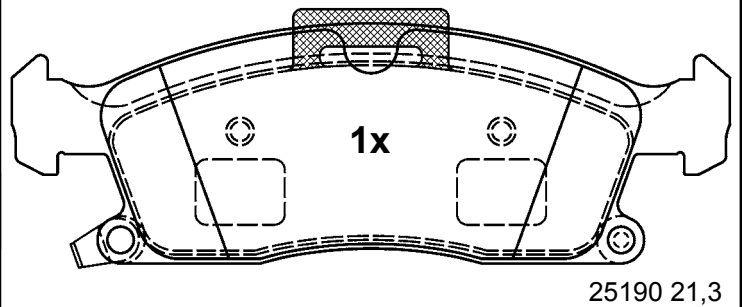
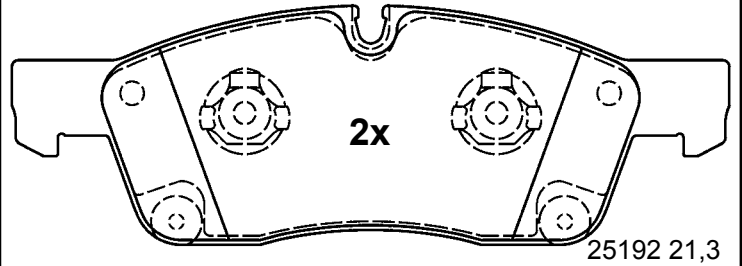
AUDI



13.0460-7282.2 607282



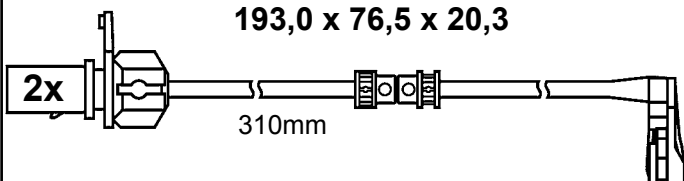
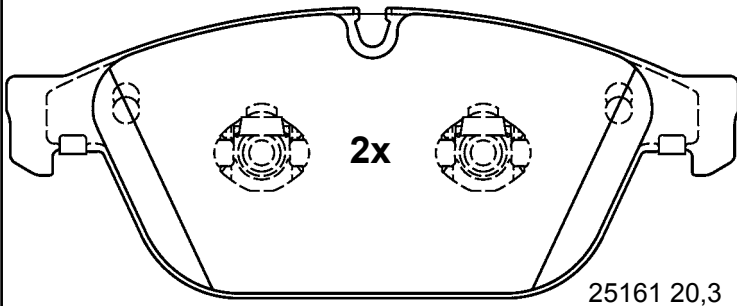
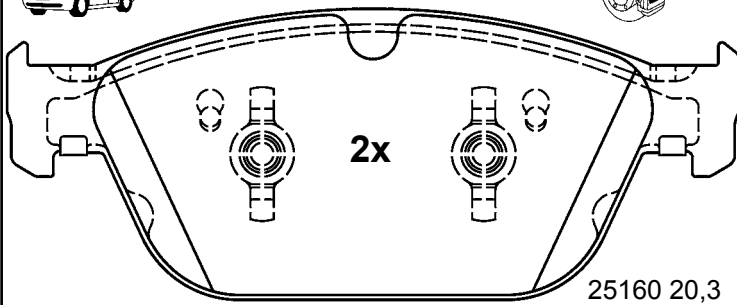
CHRYSLER, JEEP,
MERCEDES BENZ



193,1 x 64,1 x 21,3

13.0460-7281.2 607281

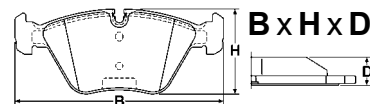
AUDI



Abbildungen Scheibenbremsbeläge

Illustrations disc brake pads - Illustrazioni pastiglie freno -

Illustrations plaquettes de frein - Ilustraciones pastillas de freno



Maßstab - scale - scala - échelle - escala 1:2

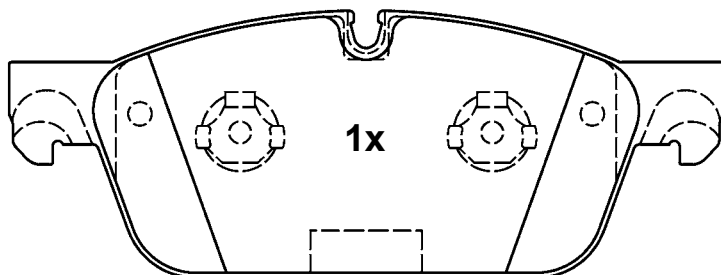
13.0460-7283.2 607283



MERCEDES BENZ



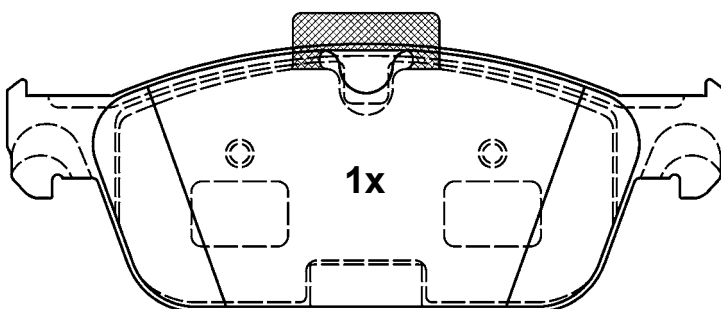
ATE



1x

193,1 x 72,0 x 19,2

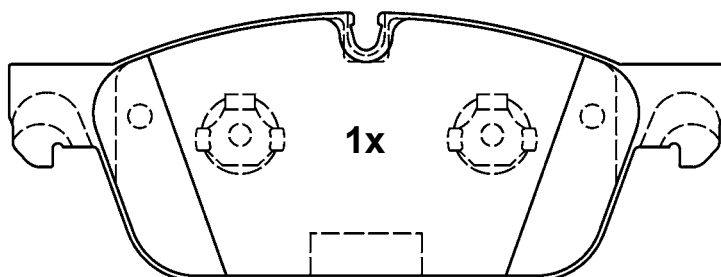
25532 19,2



1x

192,5 x 72,0 x 19,3

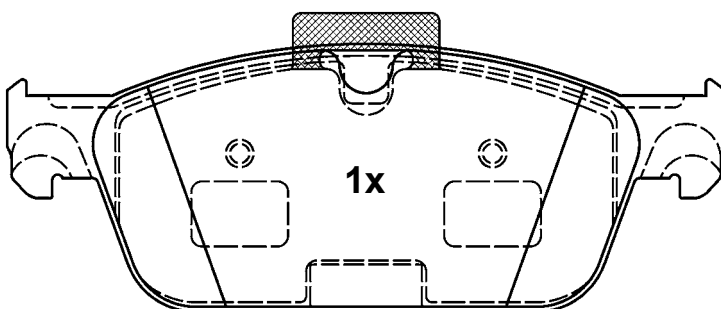
25531 19,3



1x

193,1 x 72,0 x 19,2

25532 19,2



1x

192,5 x 72,0 x 19,3

25531 19,3

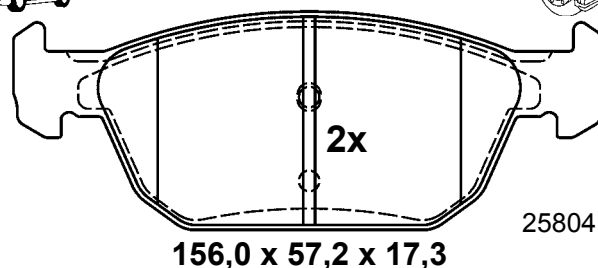
13.0460-7284.2 607284



HONDA



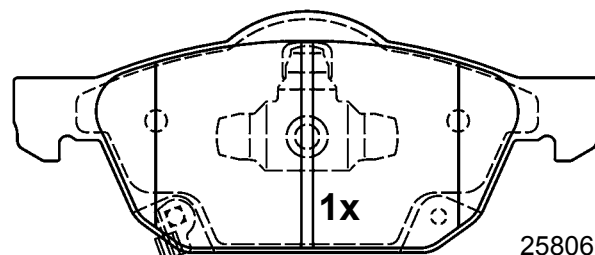
ATE



2x

156,0 x 57,2 x 17,3

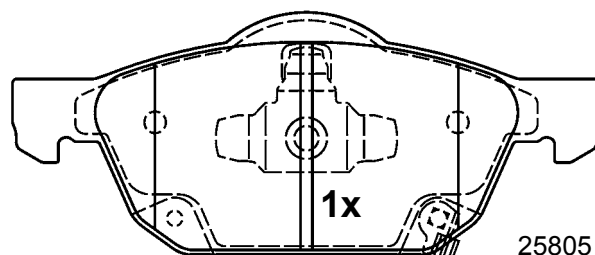
25804 17,3



1x

155,1 x 63,6 x 17,3

25806 17,3



1x

155,1 x 63,6 x 17,3

25805 17,3

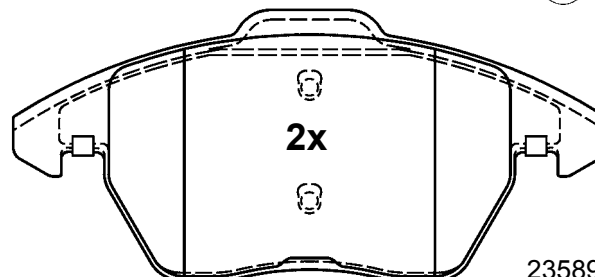
13.0460-7285.2 607285



VOLKSWAGEN



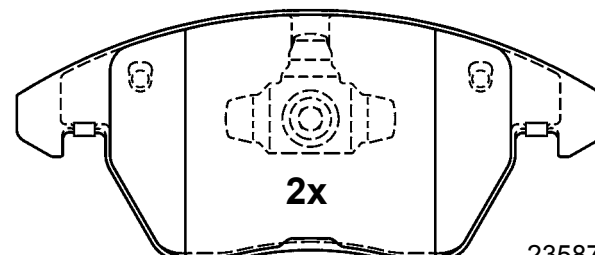
ATE



2x

156,3 x 71,3 x 20,6

23589 20,6



2x

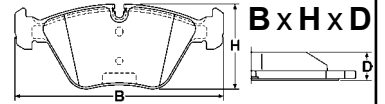
155,1 x 66,0 x 20,6

23587 20,6

Abbildungen Scheibenbremsbeläge

Illustrations disc brake pads - Illustrazioni pastiglie freno -

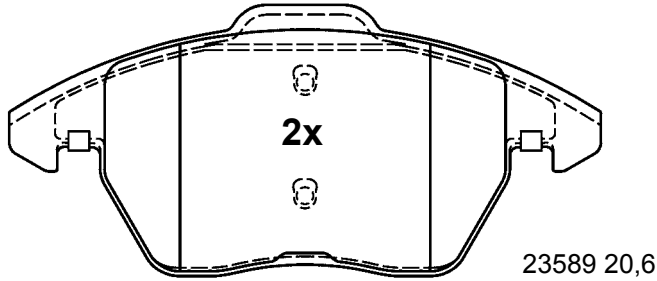
Illustrations plaquettes de frein - Ilustraciones pastillas de freno



Maßstab - scale - scala - échelle - escala 1:2

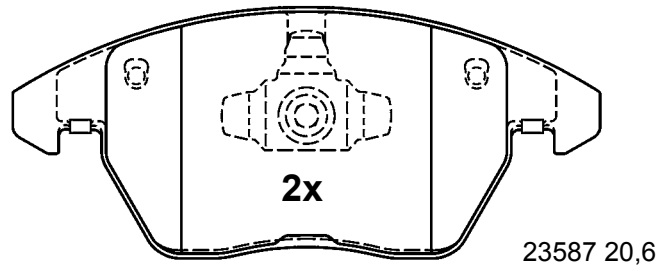
13.0460-7285.2 607285

VOLKSWAGEN



23589 20,6

156,3 x 71,3 x 20,6

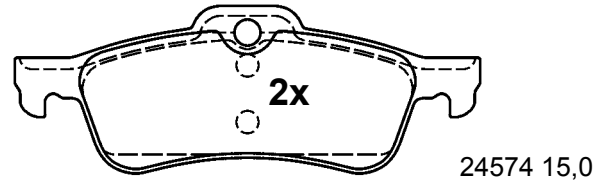


23587 20,6

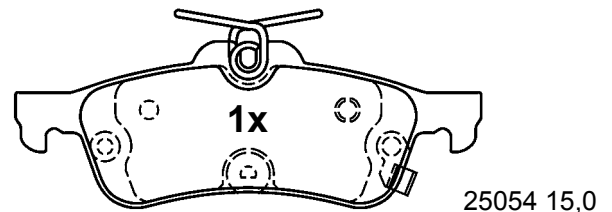
155,1 x 66,0 x 20,6

13.0460-7290.2 607290

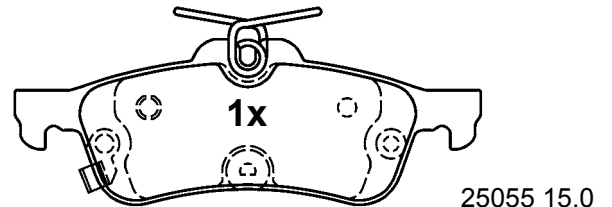
HONDA



24574 15,0



25054 15,0

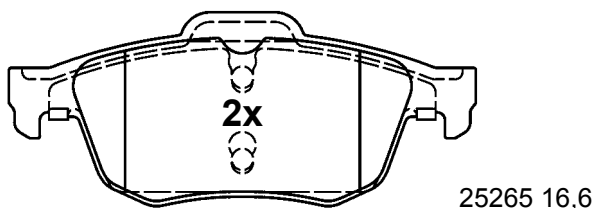


25055 15,0

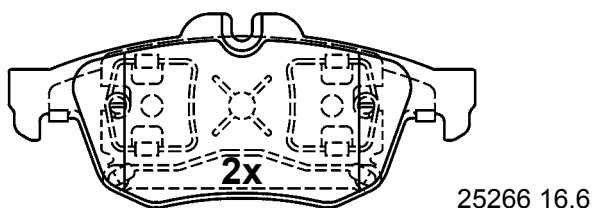
123,1 x 43,8 x 15,0

13.0460-7287.2 607287

RENAULT



25265 16,6

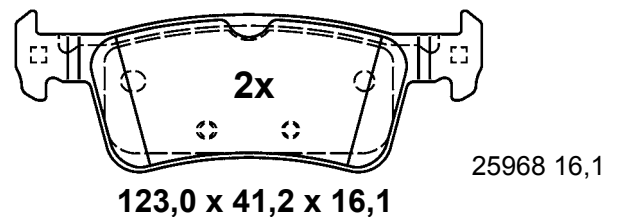


25266 16,6

123,0 x 50,5 x 16,6

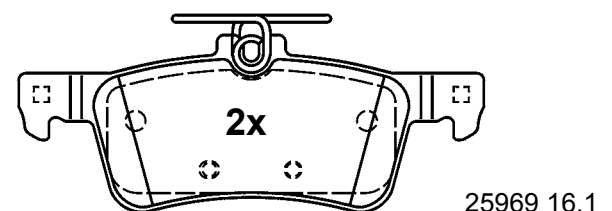
13.0460-7295.2 607295

PEUGEOT



25968 16,1

123,0 x 41,2 x 16,1



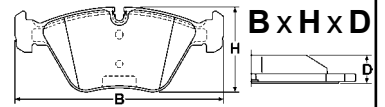
25969 16,1

123,0 x 46,2 x 16,1

Abbildungen Scheibenbremsbeläge

Illustrations disc brake pads - Illustrazioni pastiglie freno -

Illustrations plaquettes de frein - Ilustraciones pastillas de freno



Maßstab - scale - scala - échelle - escala 1:2

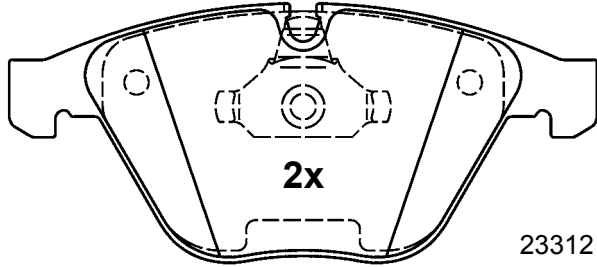
13.0460-7296.2 607296



BMW

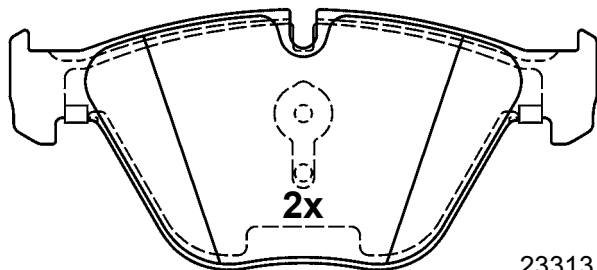


ATE



2x

23312 20,3



2x

23313 20,3

155,1 x 68,3 x 20,3

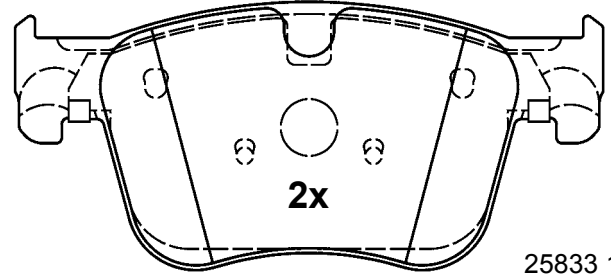
13.0460-7300.2 607300



CITROEN, PEUGEOT

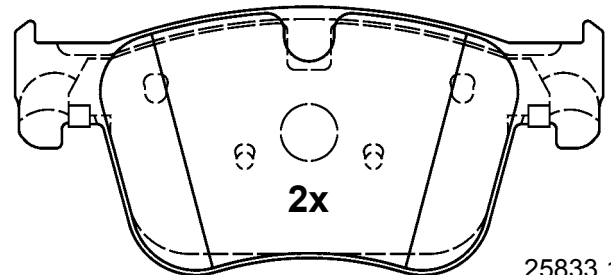


ATE



2x

25833 17,3



2x

25833 17,3

155,1 x 70,5 x 17,3

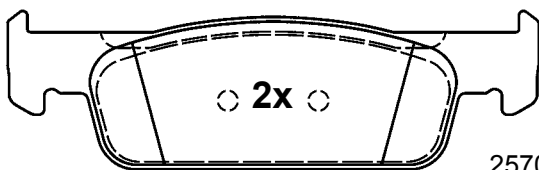
13.0460-7298.2 607298



DACIA, RENAULT, SMART

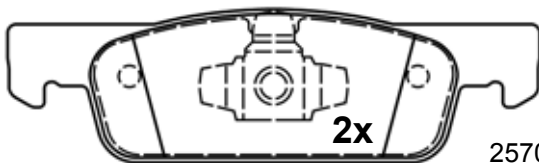


ATE



2x

25702 18,2



2x

25703 18,2

140,1 x 40,0 x 18,2

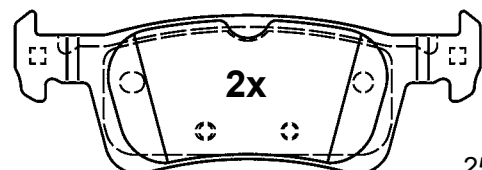
13.0460-7301.2 607301



PEUGEOT



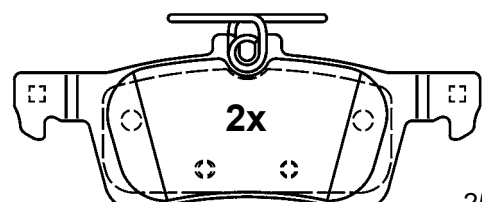
ATE



2x

25841 16,1

123,0 x 41,2 x 16,1



2x

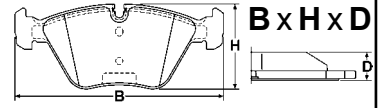
25842 16,1

123,0 x 46,2 x 16,1

Abbildungen Scheibenbremsbeläge

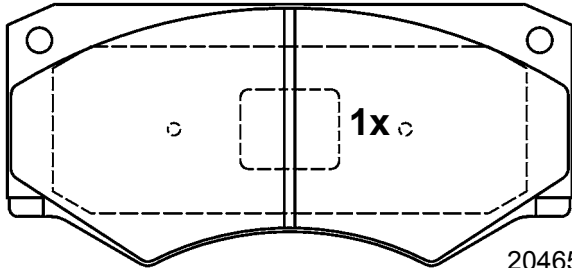
Illustrations disc brake pads - Illustrazioni pastiglie freno -

Illustrations plaquettes de frein - Ilustraciones pastillas de freno

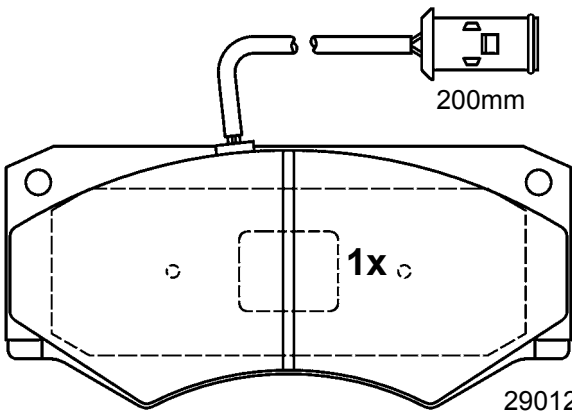


Maßstab - scale - scala - échelle - escala 1:2

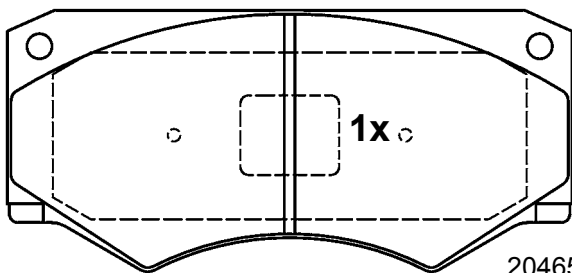
13.0460-7903.2 607903



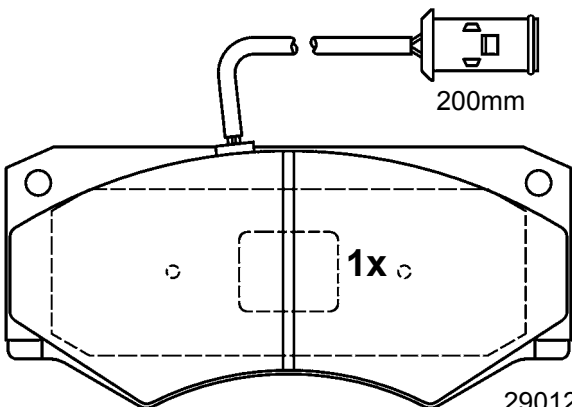
20465 18,0



29012 18,0



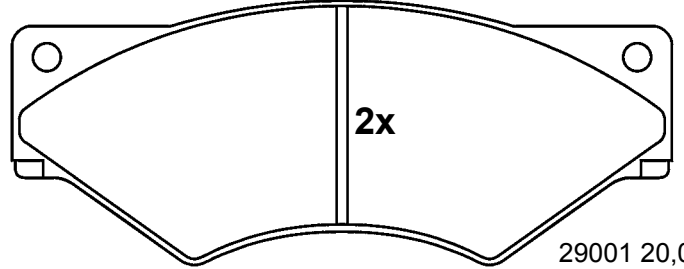
20465 18,0



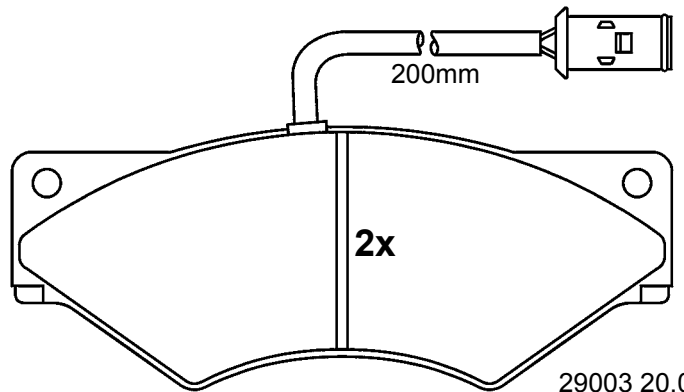
29012 18,0

149,0 x 69,0 x 18,0

13.0460-7906.2 607906



29001 20,0



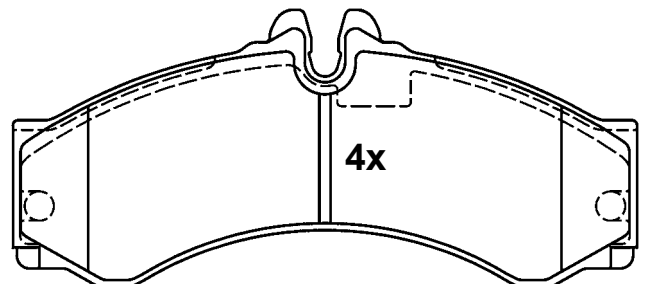
29003 20,0

174,5 x 69,2 x 20,0

13.0460-7909.2 607909



MERCEDES BENZ, VOLKSWAGEN



29153 20,0

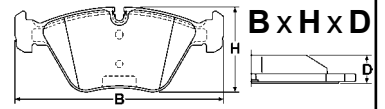
164,6 x 73,0 x 20,0



Abbildungen Scheibenbremsbeläge

Illustrations disc brake pads - Illustrazioni pastiglie freno -

Illustrations plaquettes de frein - Ilustraciones pastillas de freno

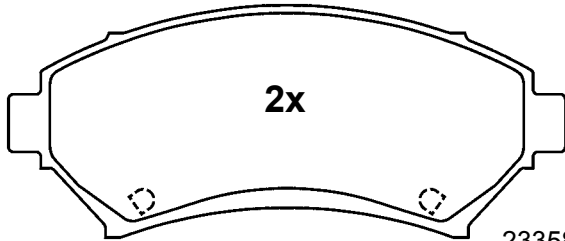


Maßstab - scale - scala - échelle - escala 1:2

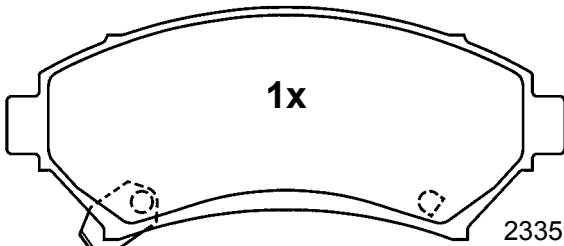
13.0460-8002.2 608002



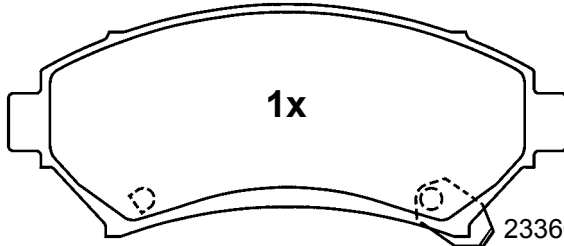
CHEVROLET, OPEL, PONTIAC,
VAUXHALL



23358 18,0



23359 18,0



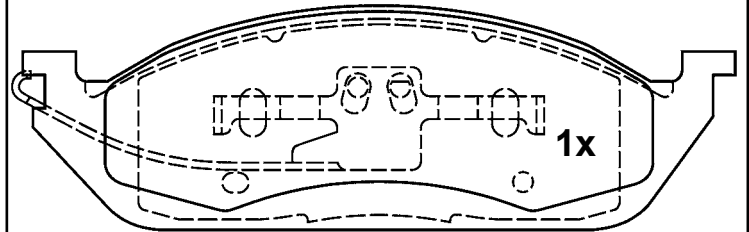
23360 18,0

148,0 x 61,2 x 18,0

13.0460-8004.2 608004

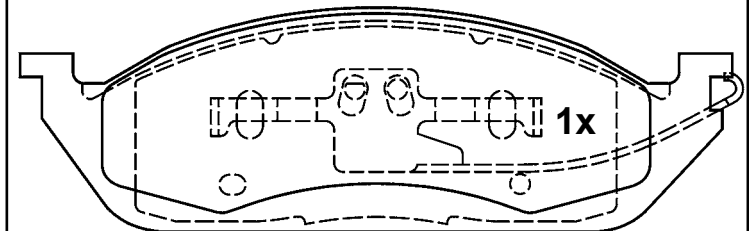


MERCEDES BENZ



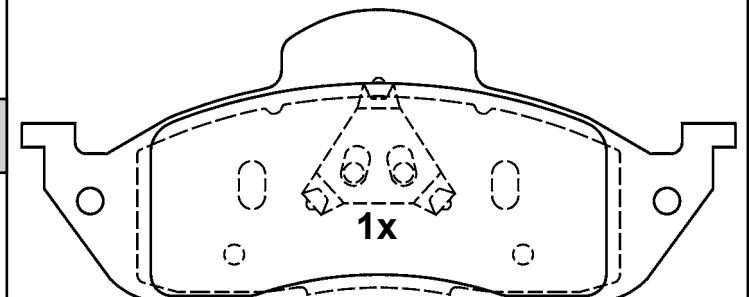
23193 16,4

187,9 x 59,1 x 16,4



23194 16,4

187,9 x 59,1 x 16,4



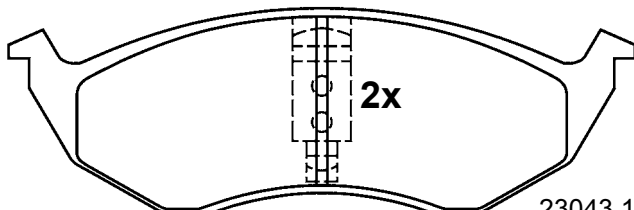
23195 17,4

187,9 x 77,3 x 17,4

13.0460-8003.2 608003

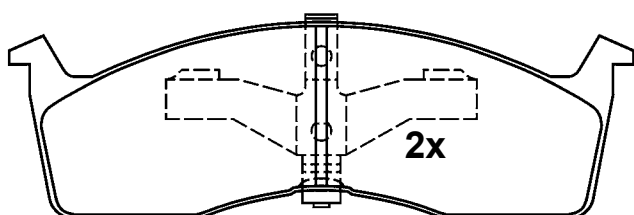


CHRYSLER



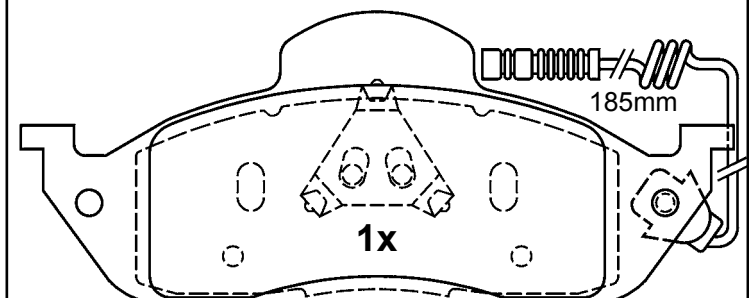
23043 16,0

165,4 x 54,4 x 16,0



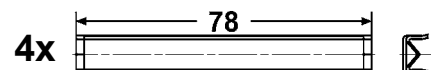
23044 16,0

165,4 x 51,3 x 16,0



23196 17,4

187,9 x 77,3 x 17,4



Abbildungen Scheibenbremsbeläge

Illustrations disc brake pads - Illustrazioni pastiglie freno -

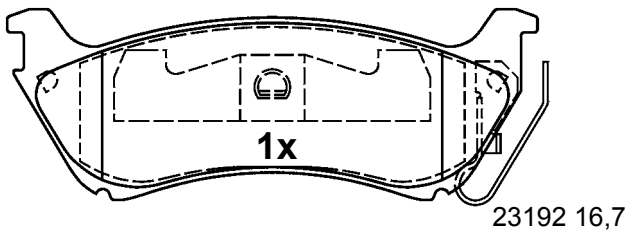
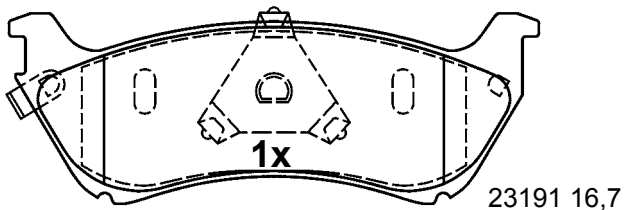
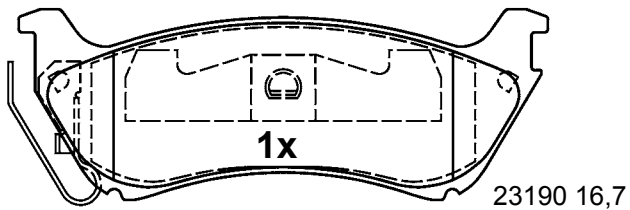
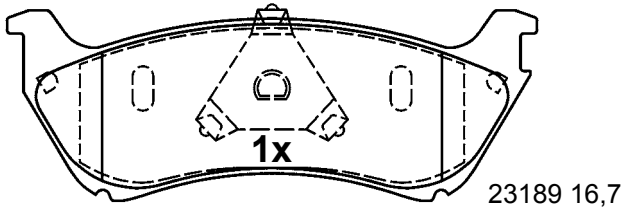
Illustrations plaquettes de frein - Ilustraciones pastillas de freno



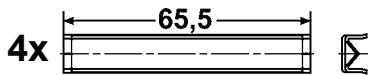
Maßstab - scale - scala - échelle - escala 1:2

13.0460-8005.2 608005

MERCEDES BENZ

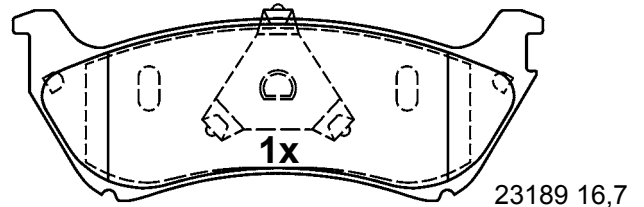


140,1 x 50,0 x 16,7

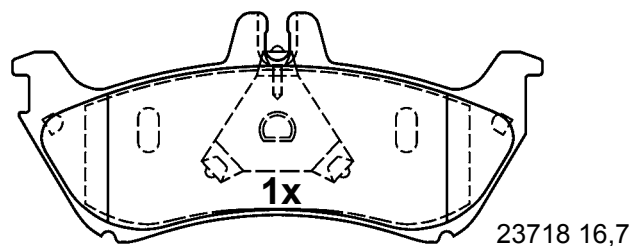


13.0460-8007.2 608007

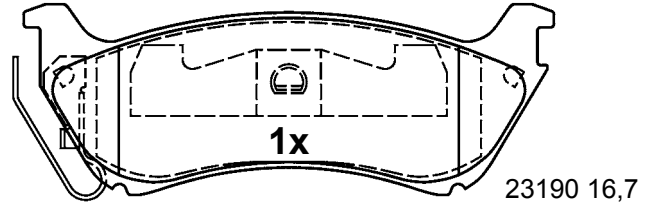
MERCEDES BENZ



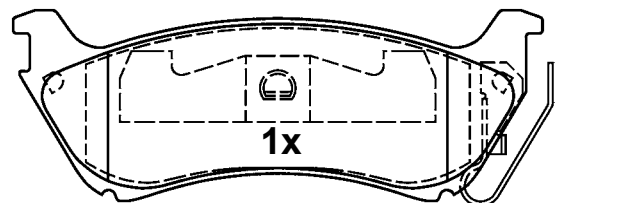
140,1 x 50,0 x 16,7



140,1 x 61,0 x 16,7



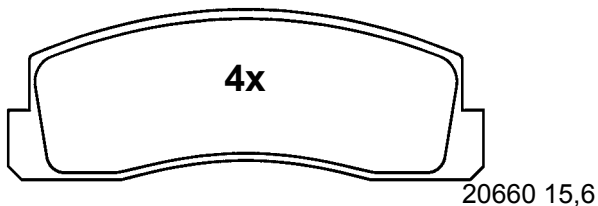
140,1 x 50,0 x 16,7




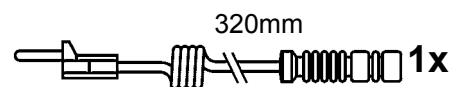
140,1 x 50,0 x 16,7

13.0460-8006.2 608006

LADA



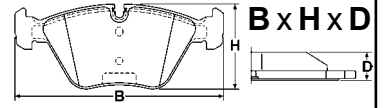
126,0 x 45,1 x 15,6



Abbildungen Scheibenbremsbeläge

Illustrations disc brake pads - Illustrazioni pastiglie freno -

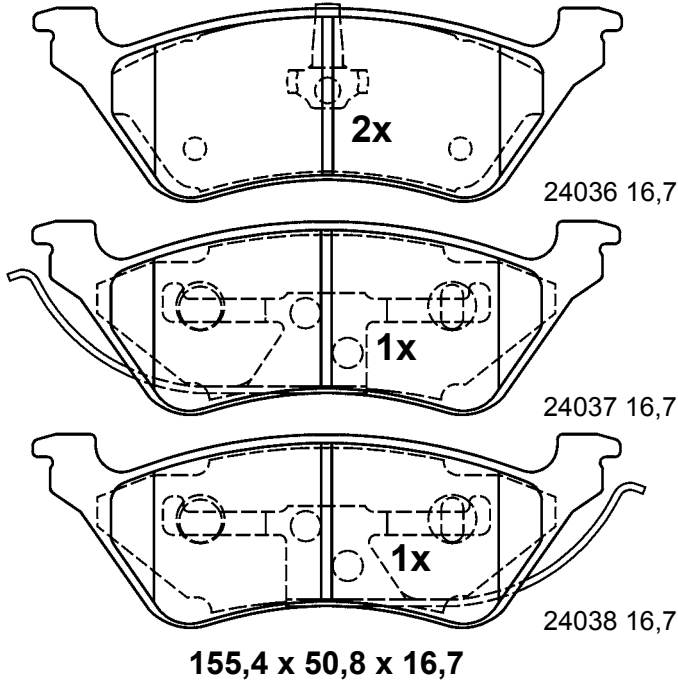
Illustrations plaquettes de frein - Ilustraciones pastillas de freno



Maßstab - scale - scala - échelle - escala 1:2

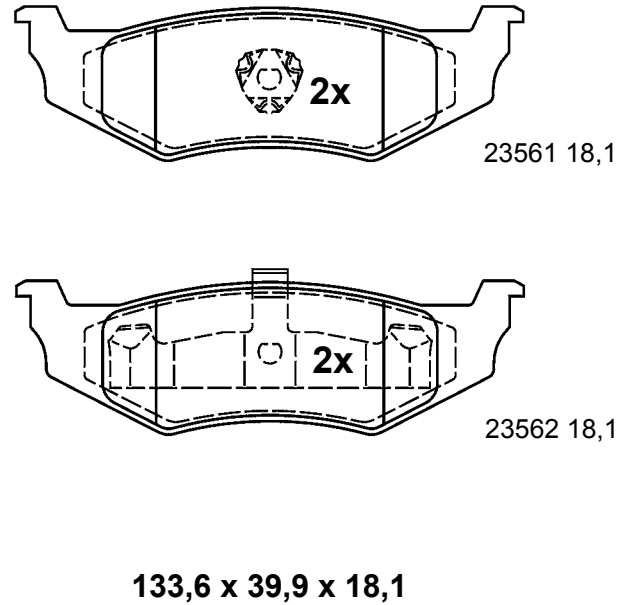
13.0460-8008.2 608008

CHRYSLER



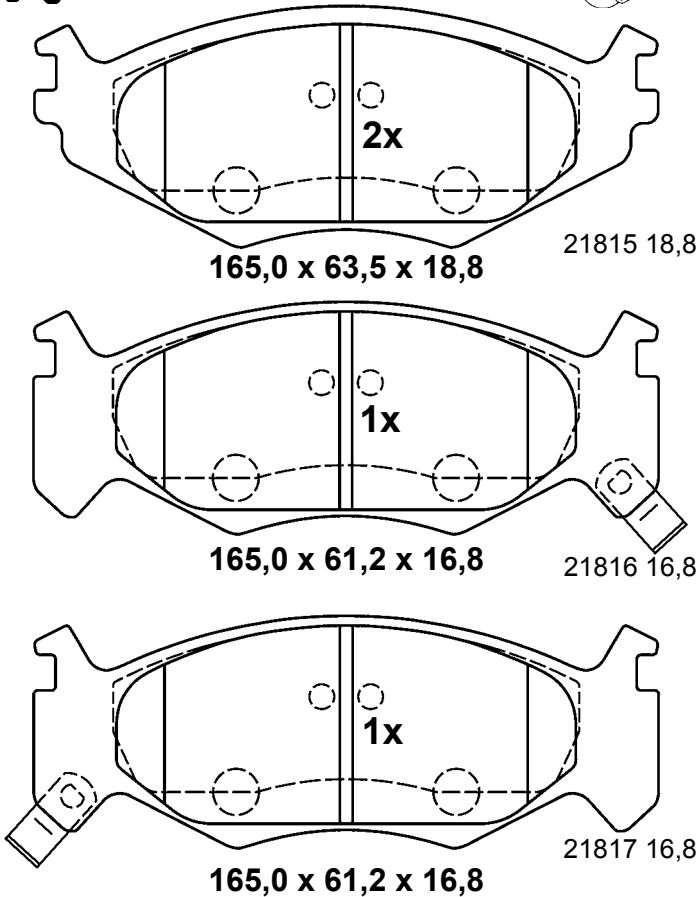
13.0460-8010.2 608010

CHRYSLER



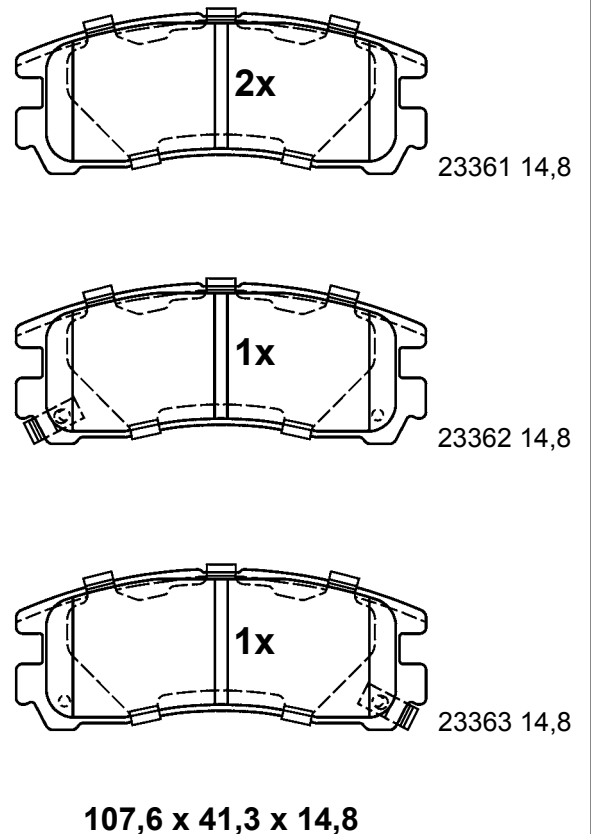
13.0460-8009.2 608009

CHRYSLER



13.0460-8011.2 608011

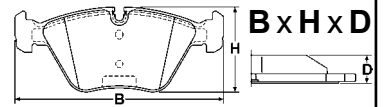
OPEL, VAUXHALL



Abbildungen Scheibenbremsbeläge

Illustrations disc brake pads - Illustrazioni pastiglie freno -

Illustrations plaquettes de frein - Ilustraciones pastillas de freno



Maßstab - scale - scala - échelle - escala 1:2

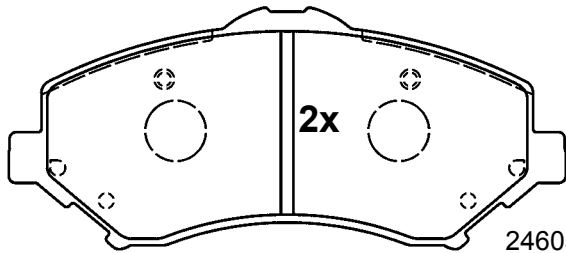
13.0460-8013.2 608013



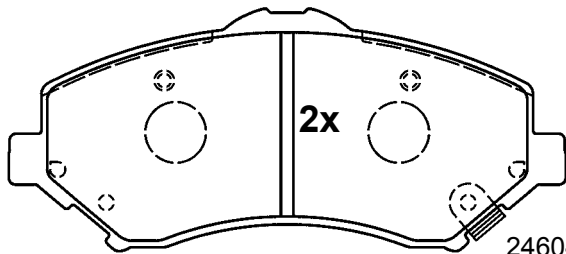
JEEP



BOS

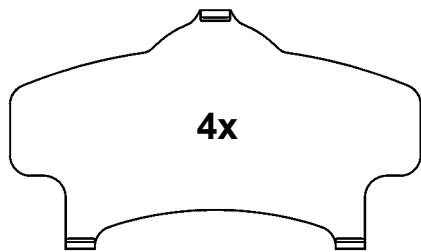


24605 16,5



24604 16,5

146,7 x 63,8 x 16,5

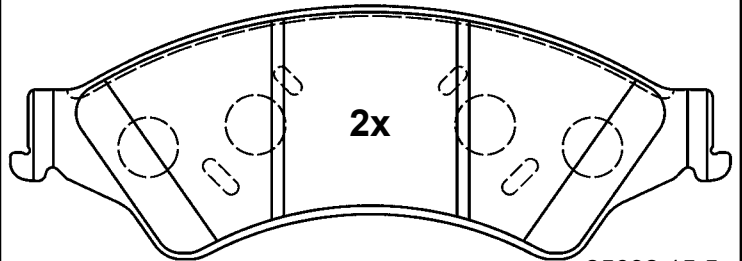


D = 0,6

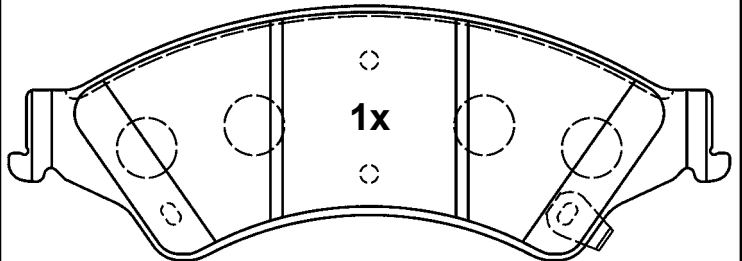
13.0460-8014.2 608014



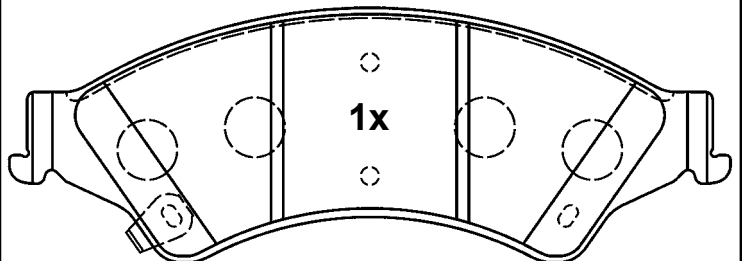
FORD



25632 15,5

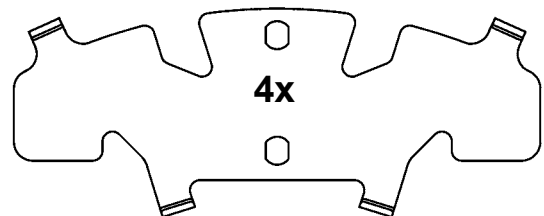


25633 15,5

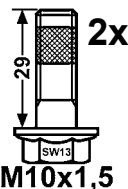


25634 15,5

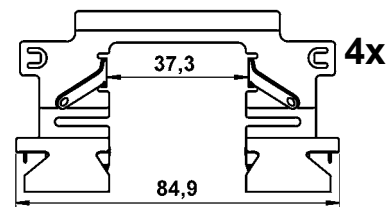
194,0 x 68,1 x 15,5



139,2 x 54,9 x 0,6



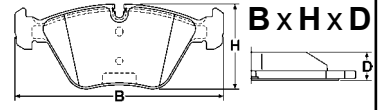
M10x1,5



Abbildungen Scheibenbremsbeläge

Illustrations disc brake pads - Illustrazioni pastiglie freno -

Illustrations plaquettes de frein - Ilustraciones pastillas de freno



Maßstab - scale - scala - échelle - escala 1:2

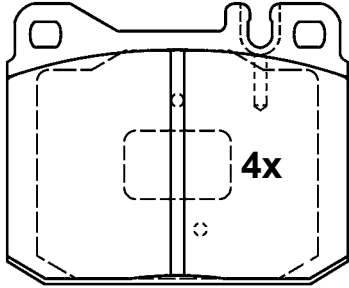
13.0460-9028.2 609028



MERCEDES BENZ



ATE



20392 15,0

89,8 x 73,8 x 15,0

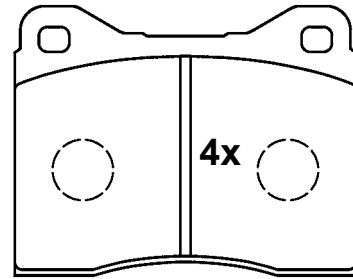
13.0460-9030.2 609030



BMW



ATE



20092 15,0

89,8 x 70,5 x 15,0

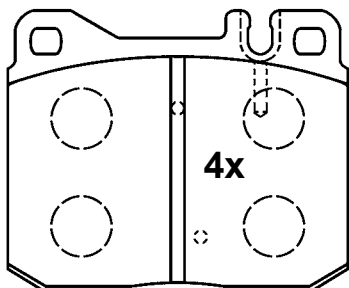
13.0460-9029.2 609029



MERCEDES BENZ



ATE



20341 16,7

89,6 x 73,5 x 16,7

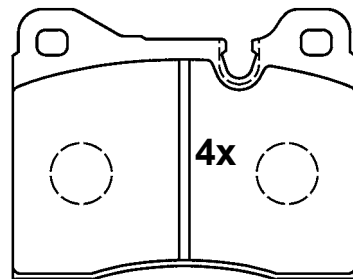
13.0460-9031.2 609031



BMW



ATE



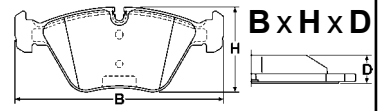
20437 19,0

89,7 x 70,5 x 19,0

Abbildungen Scheibenbremsbeläge

Illustrations disc brake pads - Illustrazioni pastiglie freno -

Illustrations plaquettes de frein - Ilustraciones pastillas de freno



Maßstab - scale - scala - échelle - escala 1:2

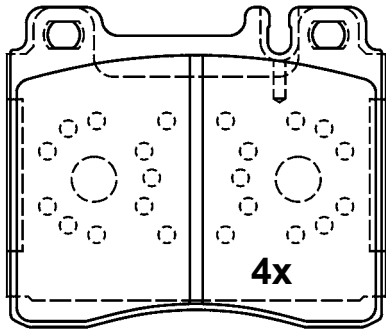
13.0460-9033.2 609033



MERCEDES BENZ



ATE



21303 18,9

99,6 x 84,5 x 18,9

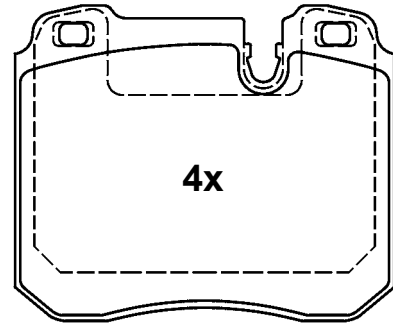
13.0460-9037.2 609037



BMW



ATE



20309 17,9

99,8 x 83,0 x 17,9

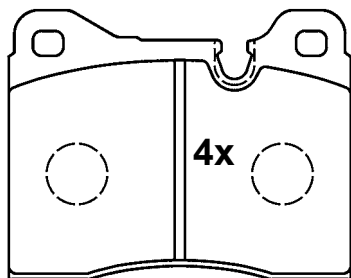
13.0460-9034.2 609034



ALFA ROMEO



ATE



20437 15,0

89,8 x 70,5 x 15,0

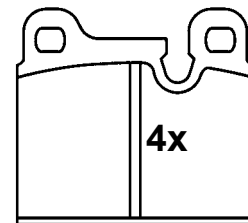
13.0462-4855.2 600018



PORSCHE



ATE



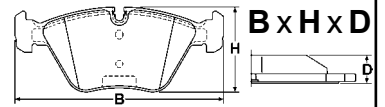
20910 15,0

61,5 x 56,5 x 15,0



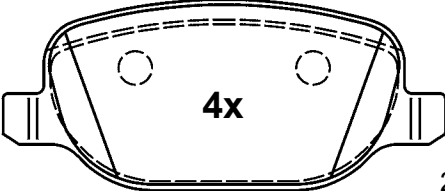




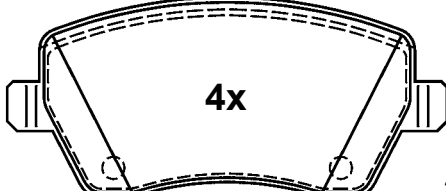

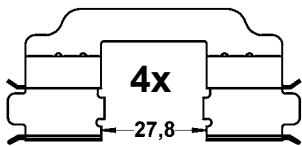


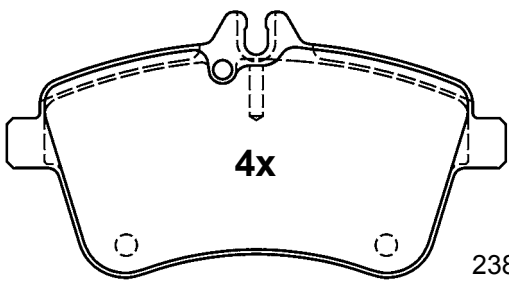

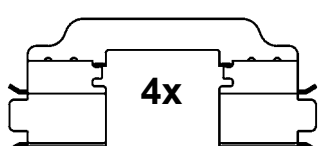


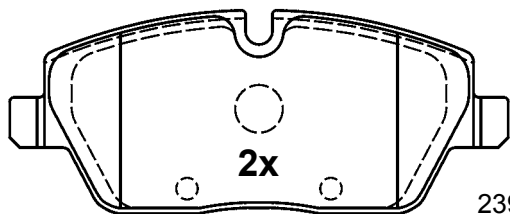
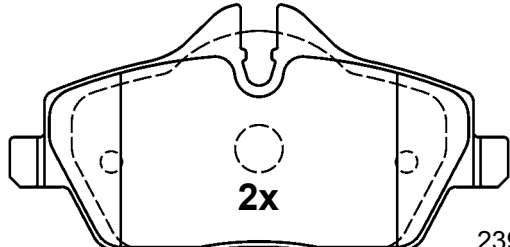

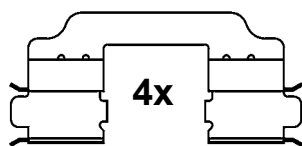
Abbildungen Scheibenbremsbeläge

Illustrations disc brake pads - Illustrazioni pastiglie freno -

Illustrations plaquettes de frein - Ilustraciones pastillas de freno



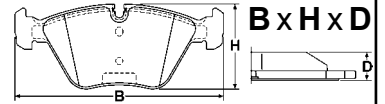
Maßstab - scale - scala - échelle - escala 1:2

13.0470-2707.2 LD2707 ATE Ceramic	13.0470-2709.2 LD2709 ATE Ceramic
<p>  ALFA ROMEO, LANCIA  LUC </p> <div style="text-align: center;">  <p>4x</p> <p>23760 17,7</p> <p>116,8 x 49,8 x 17,7</p> </div> <div style="display: flex; justify-content: space-between; align-items: center;"> <div style="text-align: center;">  4x M8x22 </div> <div style="text-align: center;">  <p>4x</p> </div> </div>	<p>  DACIA, MERCEDES BENZ, NISSAN, RENAULT  LUC </p> <div style="text-align: center;">  <p>4x</p> <p>23973 17,4</p> <p>116,4 x 52,4 x 17,4</p> </div> <div style="display: flex; justify-content: space-between; align-items: center;"> <div style="text-align: center;">  2x M8x21 </div> <div style="text-align: center;">  <p>4x</p> <p>27,8</p> </div> </div>
13.0470-2708.2 LD2708 ATE Ceramic	13.0470-2710.2 LD2710 ATE Ceramic
<p>  MERCEDES BENZ  LUC </p> <div style="text-align: center;">  <p>4x</p> <p>23881 20,0</p> <p>131,3 x 69,8 x 20,0</p> </div> <div style="display: flex; justify-content: space-between; align-items: center;"> <div style="text-align: center;">  2x M8x21 </div> <div style="text-align: center;">  <p>4x</p> </div> </div>	<p>  BMW, MINI  LUC </p> <div style="text-align: center;">  <p>2x</p> <p>23915 17,6</p> <p>131,3 x 53,2 x 17,6</p> </div> <div style="text-align: center;">  <p>2x</p> <p>23916 17,6</p> <p>131,3 x 65,3 x 17,6</p> </div> <div style="display: flex; justify-content: space-between; align-items: center;"> <div style="text-align: center;">  2x M8x21 </div> <div style="text-align: center;">  <p>4x</p> </div> </div>

Abbildungen Scheibenbremsbeläge

Illustrations disc brake pads - Illustrazioni pastiglie freno -

Illustrations plaquettes de frein - Ilustraciones pastillas de freno



Maßstab - scale - scala - échelle - escala 1:2

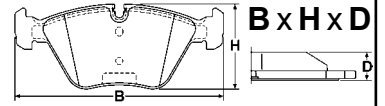
13.0470-2711.2 LD2711 ATE Ceramic	13.0470-2713.2 LD2713 ATE Ceramic
<div style="display: flex; justify-content: space-between;"> <div data-bbox="71 324 438 380"> <p>MERCEDES BENZ</p> </div> <div data-bbox="646 324 790 380"> <p>LUC</p> </div> </div> <div style="text-align: center; margin-top: 20px;"> <p>4x</p> <p>24077 19,1</p> <p>116,4 x 63,8 x 19,1</p> <div style="display: flex; justify-content: space-around; margin-top: 20px;"> <div data-bbox="71 1019 183 1164"> <p>4x M8x21</p> </div> <div data-bbox="271 1019 574 1164"> <p>4x</p> </div> </div> </div>	<div style="display: flex; justify-content: space-between;"> <div data-bbox="813 324 1085 380"> <p>BMW, MINI</p> </div> <div data-bbox="1396 324 1540 380"> <p>LUC</p> </div> </div> <div style="text-align: center; margin-top: 20px;"> <p>2x</p> <p>23623 17,4</p> <p>95,2 x 51,0 x 17,4</p> <p>2x</p> <p>23624 17,4</p> <p>95,2 x 44,6 x 17,4</p> <div style="display: flex; justify-content: space-around; margin-top: 20px;"> <div data-bbox="813 1019 925 1164"> <p>2x M8x21</p> </div> <div data-bbox="1037 985 1308 1164"> <p>4x</p> </div> </div> </div>
<div style="display: flex; justify-content: space-between;"> <div data-bbox="71 1198 438 1254"> <p>MERCEDES BENZ</p> </div> <div data-bbox="646 1198 790 1254"> <p>LUC</p> </div> </div> <div style="text-align: center; margin-top: 20px;"> <p>4x</p> <p>23138 14,6</p> <p>95,7 x 41,3 x 14,6</p> <div style="display: flex; justify-content: space-around; margin-top: 20px;"> <div data-bbox="71 1971 183 2116"> <p>2x M8x21</p> </div> <div data-bbox="295 1724 550 1892"> <p>4x</p> </div> </div> </div>	<div style="display: flex; justify-content: space-between;"> <div data-bbox="813 1198 1005 1254"> <p>MINI</p> </div> <div data-bbox="1396 1198 1540 1254"> <p>LUC</p> </div> </div> <div style="text-align: center; margin-top: 20px;"> <p>2x</p> <p>24289 16,9</p> <p>95,3 x 48,3 x 16,9</p> <p>2x</p> <p>24290 16,9</p> <p>95,3 x 39,0 x 16,9</p> <div style="display: flex; justify-content: space-around; margin-top: 20px;"> <div data-bbox="813 1948 925 2116"> <p>2x M8x22</p> </div> <div data-bbox="1021 1915 1300 2116"> <p>4x</p> </div> </div> </div>



Abbildungen Scheibenbremsbeläge

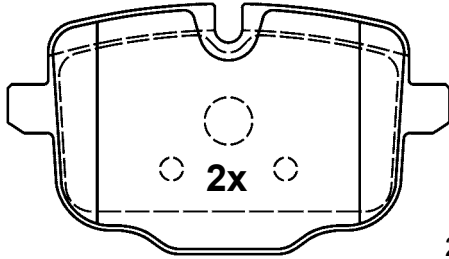
Illustrations disc brake pads - Illustrazioni pastiglie freno -

Illustrations plaquettes de frein - Ilustraciones pastillas de freno



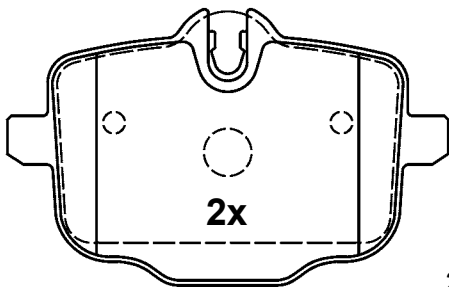
Maßstab - scale - scala - échelle - escala 1:2

13.0470-2716.2 LD2716 ATE Ceramic



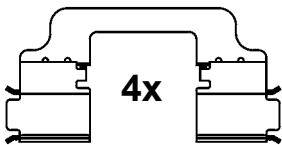
24703 17,8

116,0 x 65,5 x 17,8

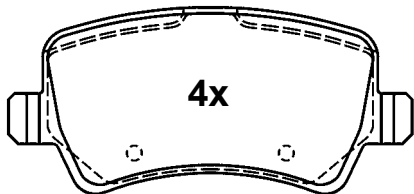


24704 17,8

116,0 x 72,4 x 17,8

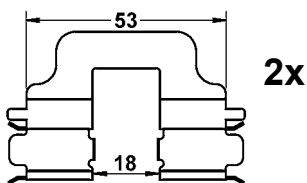


13.0470-2722.2 LD2722 ATE Ceramic

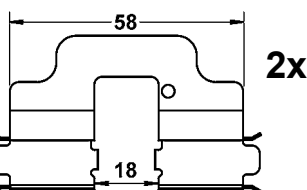


24496 17,3

106,0 x 48,7 x 17,3



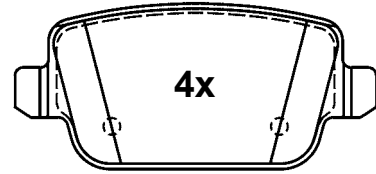
2x



2x

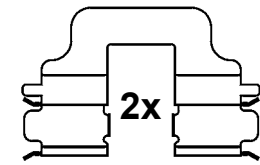


13.0470-2723.2 LD2723 ATE Ceramic

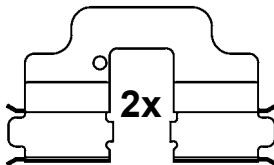


24537 16,1

95,1 x 43,2 x 16,1



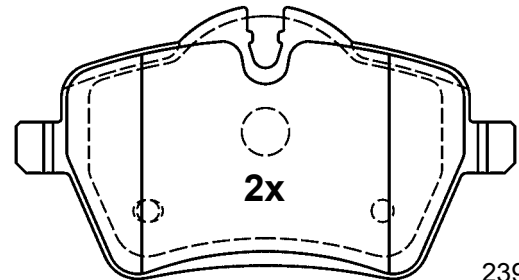
2x



2x

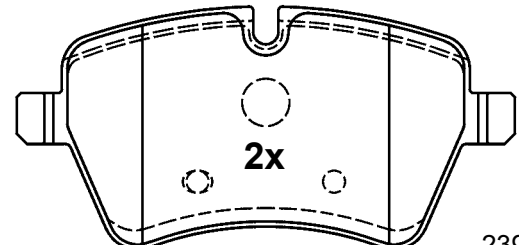


13.0470-2725.2 LD2725 ATE Ceramic



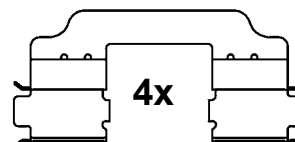
23984 17,8

131,6 x 71,3 x 17,8



23985 17,8

131,6 x 63,9 x 17,8

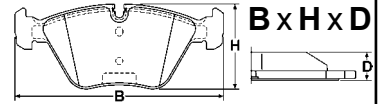


4x

Abbildungen Scheibenbremsbeläge

Illustrations disc brake pads - Illustrazioni pastiglie freno -

Illustrations plaquettes de frein - Ilustraciones pastillas de freno



Maßstab - scale - scala - échelle - escala 1:2

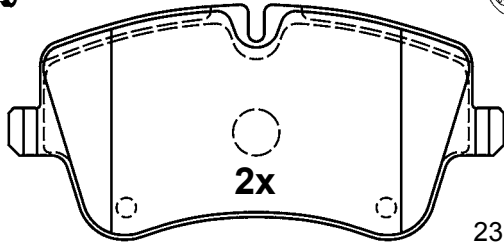
13.0470-2726.2 LD2726 ATE Ceramic



MERCEDES BENZ



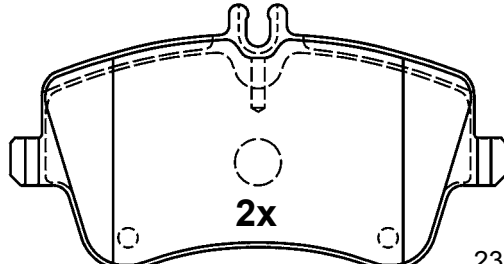
LUC



2x

23145 19,8

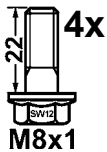
131,1 x 69,8 x 19,8



2x

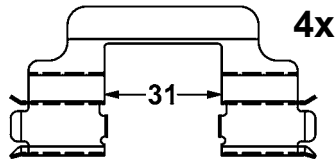
23144 19,8

131,1 x 62,1 x 19,8



4x

M8x1



4x

31

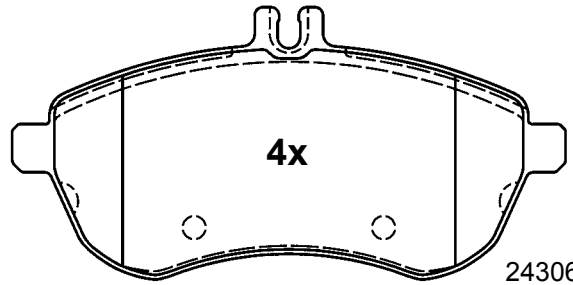
13.0470-2732.2 LD2732 ATE Ceramic



MERCEDES BENZ



LUC



4x

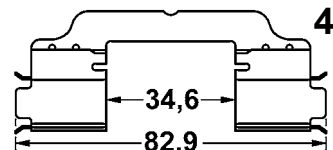
24306 20,3

146,0 x 71,5 x 20,3



4x

M8x22



4x

34,6

82,9

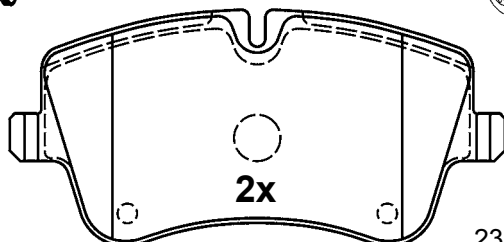
13.0470-2727.2 LD2727 ATE Ceramic



MERCEDES BENZ



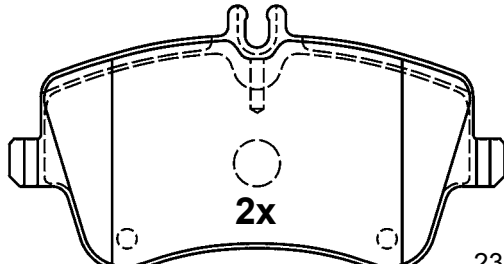
LUC



2x

23145 19,8

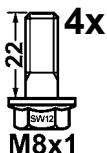
131,1 x 69,8 x 19,8



2x

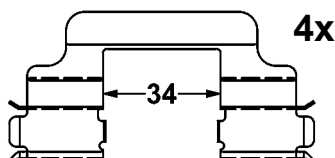
23144 19,8

131,1 x 62,1 x 19,8



4x

M8x1



4x

34

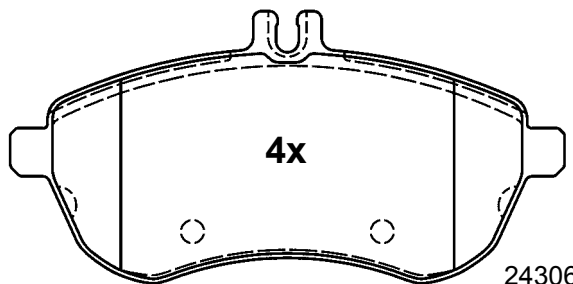
13.0470-2733.2 LD2733 ATE Ceramic



MERCEDES BENZ



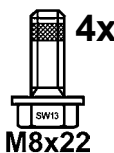
LUC



4x

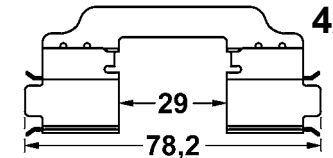
24306 20,3

146,0 x 71,5 x 20,3



4x

M8x22



4x

29

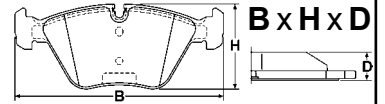
78,2



Abbildungen Scheibenbremsbeläge

Illustrations disc brake pads - Illustrazioni pastiglie freno -

Illustrations plaquettes de frein - Ilustraciones pastillas de freno



Maßstab - scale - scala - échelle - escala 1:2

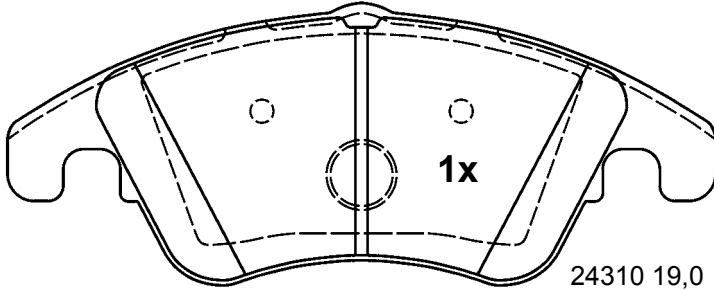
13.0470-2734.2 LD2734 ATE Ceramic



MERCEDES BENZ



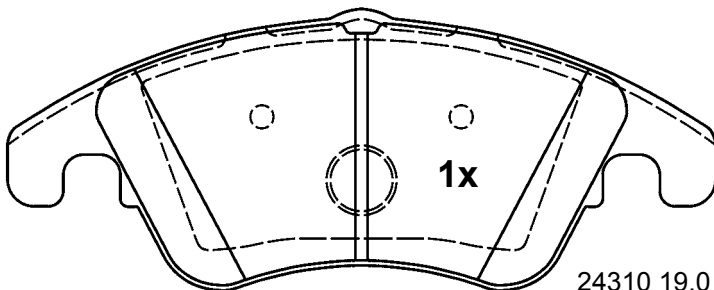
LUC



1x

24310 19,0

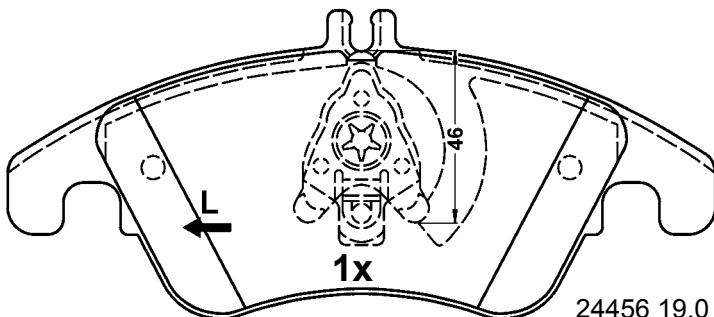
188,0 x 73,7 x 19,0



1x

24310 19,0

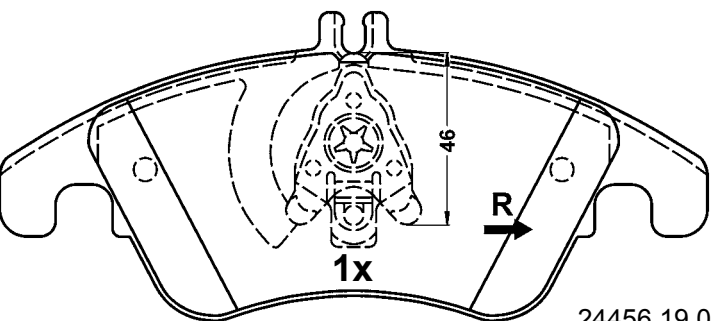
188,0 x 73,7 x 19,0



1x

24456 19,0

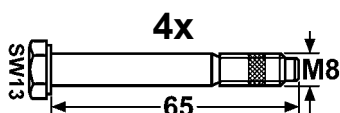
188,0 x 80,8 x 19,0



1x

24456 19,0

188,0 x 80,8 x 19,0



4x

SW13

65

M8

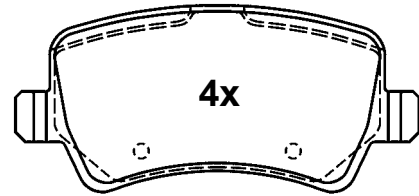
13.0470-2736.2 LD2736 ATE Ceramic



VOLVO



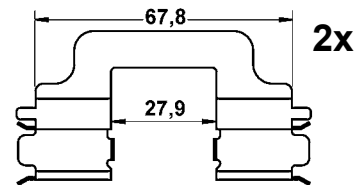
LUC



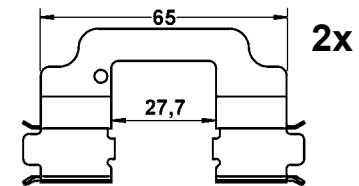
4x

24496 17,3

106,1 x 48,7 x 17,3



2x



2x



4x

M8x21

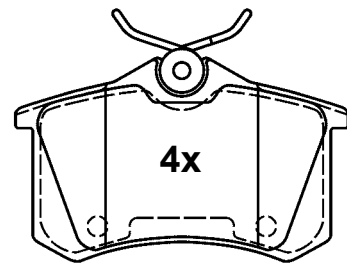
13.0470-2740.2 LD2740 ATE Ceramic



CITROEN, PEUGEOT, RENAULT



LUC



4x

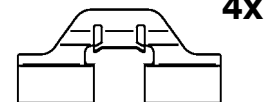
23554 17,2

87,2 x 53,0 x 17,2



4x

M8x22

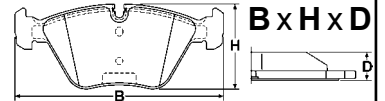


4x

Abbildungen Scheibenbremsbeläge

Illustrations disc brake pads - Illustrazioni pastiglie freno -

Illustrations plaquettes de frein - Ilustraciones pastillas de freno



Maßstab - scale - scala - échelle - escala 1:2

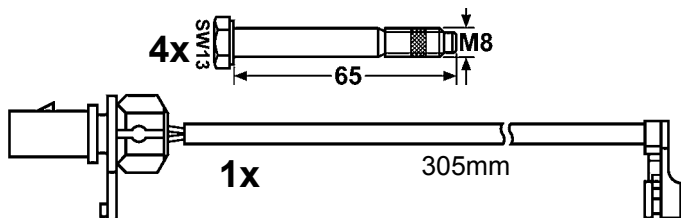
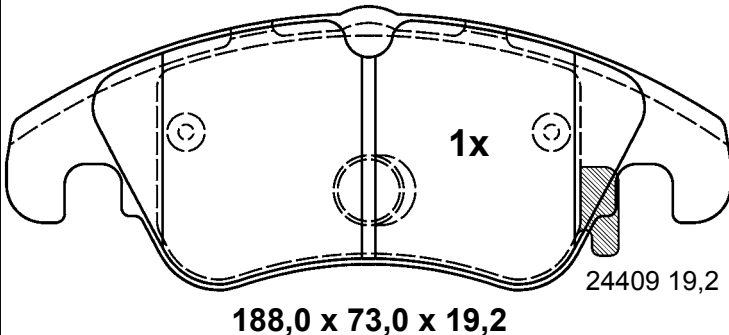
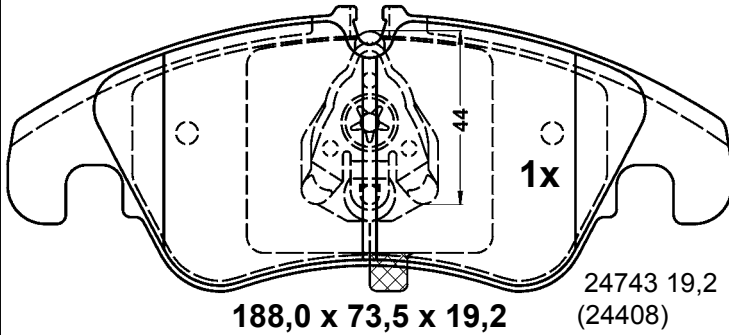
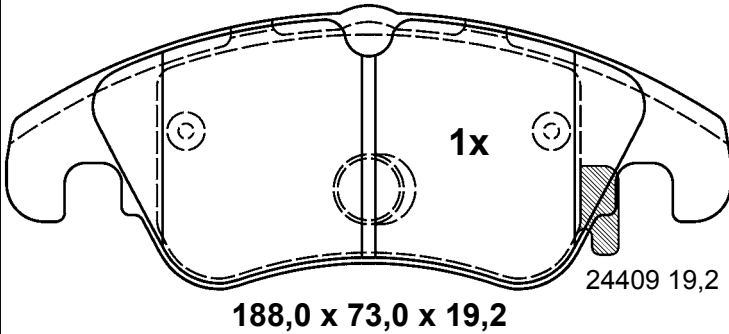
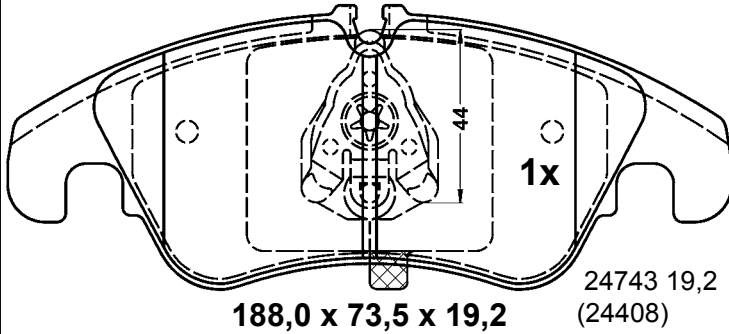
13.0470-2746.2 LD2746 ATE Ceramic



AUDI



LUC



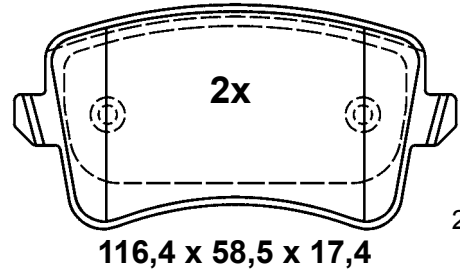
13.0470-2747.2 LD2747 ATE Ceramic



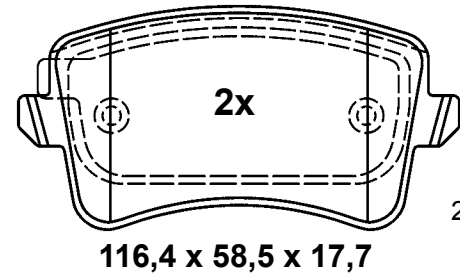
AUDI



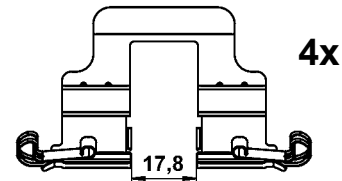
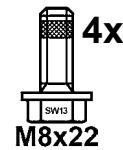
LUC



24606 17,4



24606 17,7



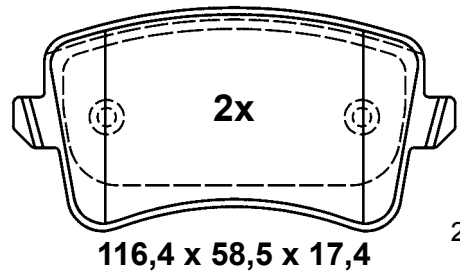
13.0470-2748.2 LD2748 ATE Ceramic



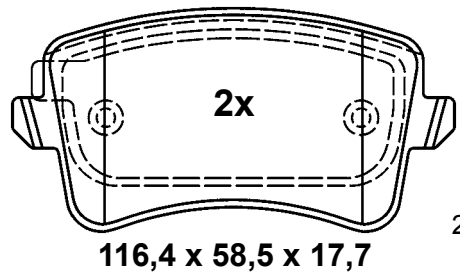
AUDI



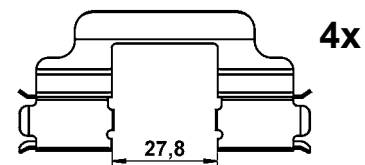
LUC



24606 17,4

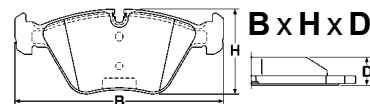


24606 17,7



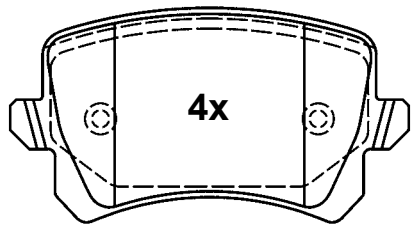
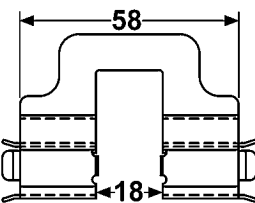



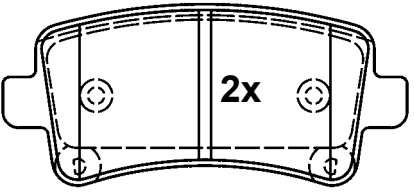
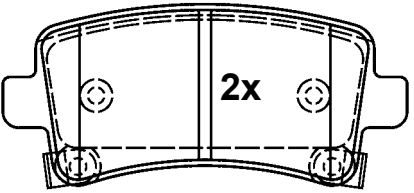
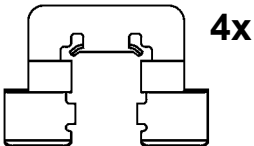


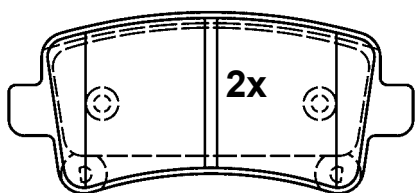
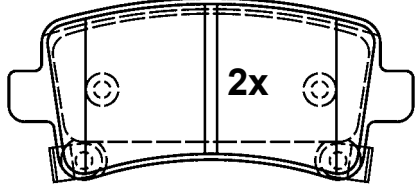
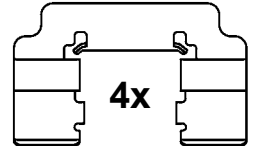


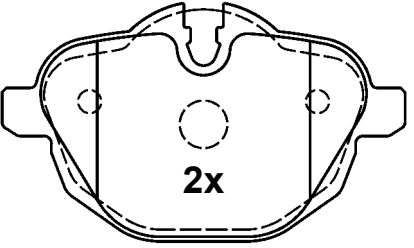
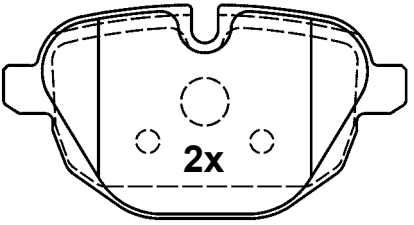
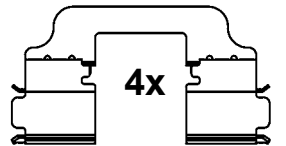



Abbildungen Scheibenbremsbeläge

Illustrations disc brake pads - Illustrazioni pastiglie freno -
Illustrations plaquettes de frein - Ilustraciones pastillas de freno



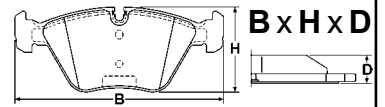
Maßstab - scale - scala - échelle - escala 1:2

13.0470-2749.2 LD2749 ATE Ceramic	13.0470-2758.2 LD2758 ATE Ceramic
<p>  AUDI, SEAT, VOLKSWAGEN  LUC </p>  <p style="text-align: center;">4x</p> <p style="text-align: right;">24483 16,9</p> <p style="text-align: center;">105,2 x 56,4 x 16,9</p>  <p style="text-align: center;">4x</p>  <p>4x M8x21</p>	<p>  OPEL, VAUXHAL  LUC </p>  <p style="text-align: center;">2x</p> <p style="text-align: right;">24421 17,2</p>  <p style="text-align: center;">2x</p> <p style="text-align: right;">24422 17,2</p> <p style="text-align: center;">106,3 x 47,1 x 17,2</p>  <p style="text-align: center;">4x</p>
13.0470-2755.2 LD2755 ATE Ceramic	13.0470-2760.2 LD2760 ATE Ceramic
<p>  OPEL, VAUXHALL  LUC </p>  <p style="text-align: center;">2x</p> <p style="text-align: right;">24421 17,2</p>  <p style="text-align: center;">2x</p> <p style="text-align: right;">24422 17,2</p> <p style="text-align: center;">106,3 x 47,1 x 17,2</p>  <p style="text-align: center;">4x</p>	<p>  BMW  LUC </p>  <p style="text-align: center;">2x</p> <p style="text-align: right;">24561 17,7</p> <p style="text-align: center;">106,0 x 63,2 x 17,7</p>  <p style="text-align: center;">2x</p> <p style="text-align: right;">24562 17,7</p> <p style="text-align: center;">106,0 x 56,2 x 17,7</p>  <p style="text-align: center;">4x</p>  <p>4x M8x21</p>

Abbildungen Scheibenbremsbeläge

Illustrations disc brake pads - Illustrazioni pastiglie freno -

Illustrations plaquettes de frein - Ilustraciones pastillas de freno



Maßstab - scale - scala - échelle - escala 1:2

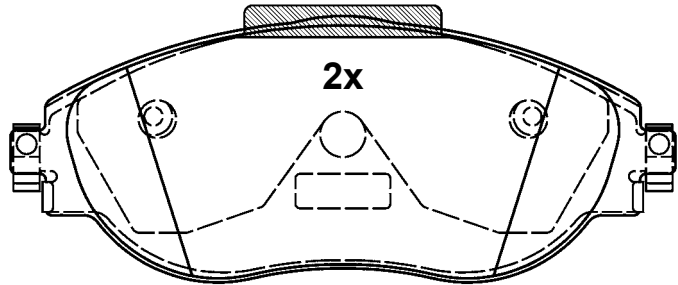
13.0470-2764.2 LD2764 ATE Ceramic



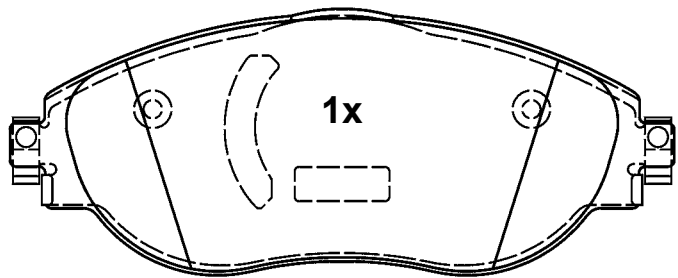
AUDI, SEAT, VOLKSWAGEN



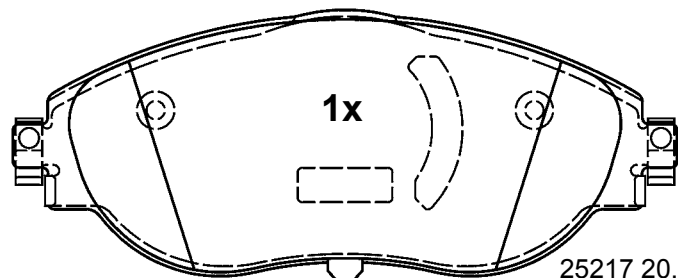
LUC



24738 20,0



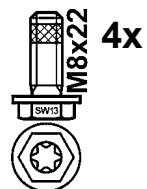
24738 20,0



25217 20,0

185mm

175,0 x 70,0 x 20,0



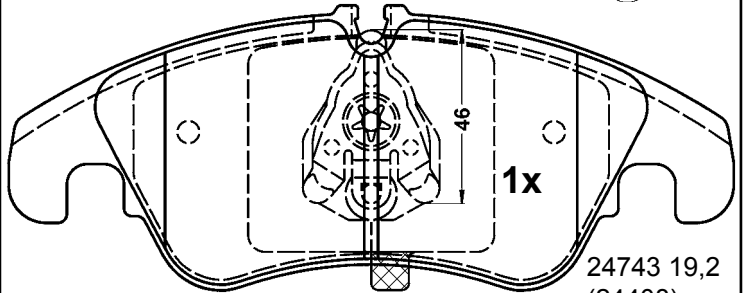
13.0470-2765.2 LD2765 ATE Ceramic



AUDI

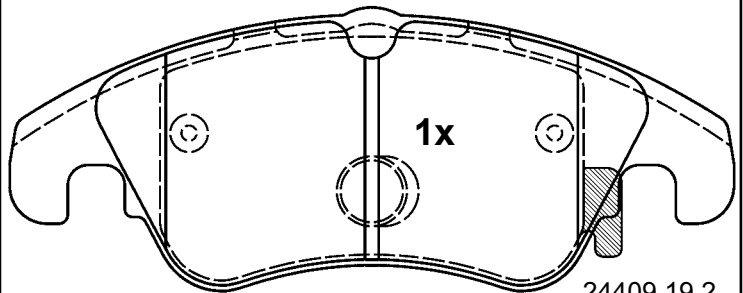


LUC



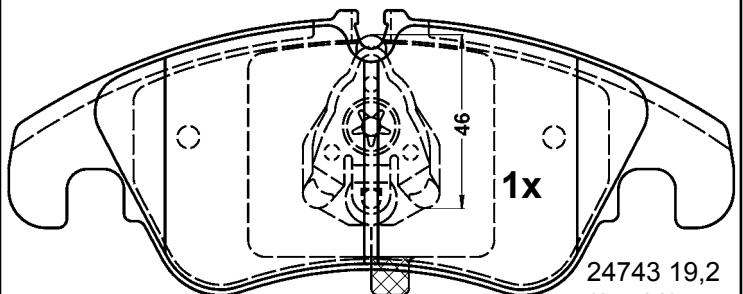
188,0 x 73,5 x 19,2

24743 19,2
(24408)



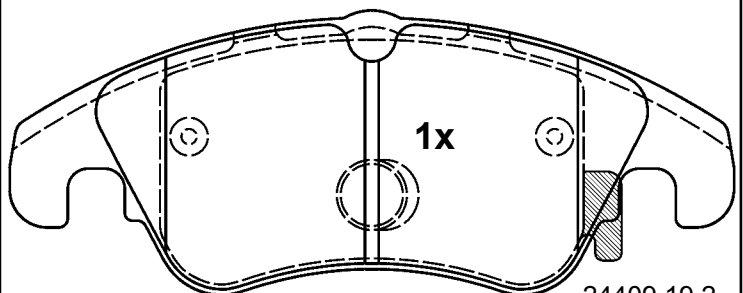
188,0 x 73,0 x 19,2

24409 19,2



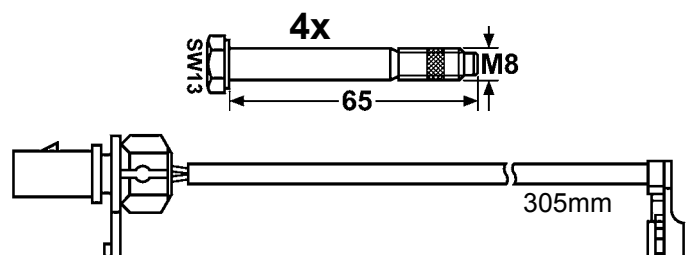
188,0 x 73,5 x 19,2

24743 19,2
(24408)



188,0 x 73,0 x 19,2

24409 19,2



Abbildungen Scheibenbremsbeläge

Illustrations disc brake pads - Illustrazioni pastiglie freno -

Illustrations plaquettes de frein - Ilustraciones pastillas de freno



Maßstab - scale - scala - échelle - escala 1:2

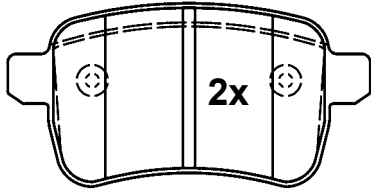
13.0470-2767.2 LD2767 ATE Ceramic



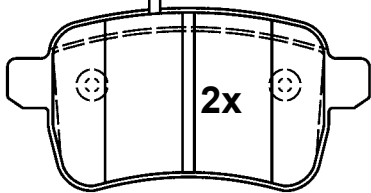
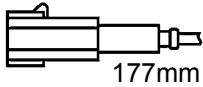
ALFA ROMEO



LUC

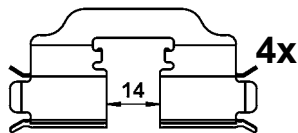
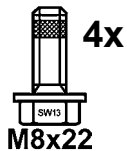


25156 17,4



25157 17,4

95,6 x 48,1 x 17,4



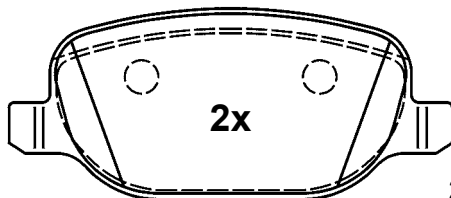
13.0470-2768.2 LD2768 ATE Ceramic



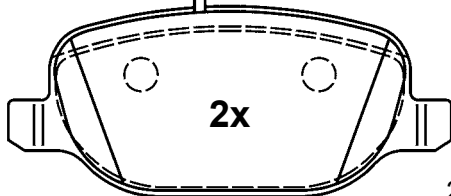
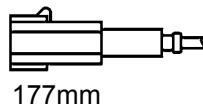
ALFA ROMEO



LUC

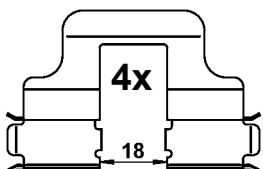


23811 17,7



24788 17,7

116,8 x 49,8 x 17,7



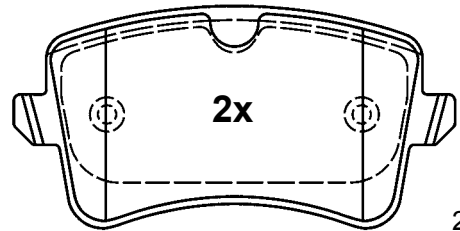
13.0470-2769.2 LD2769 ATE Ceramic



AUDI

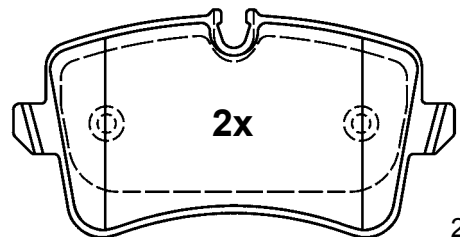


LUC



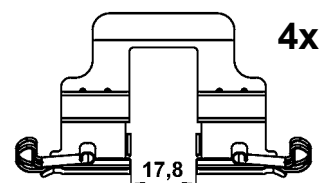
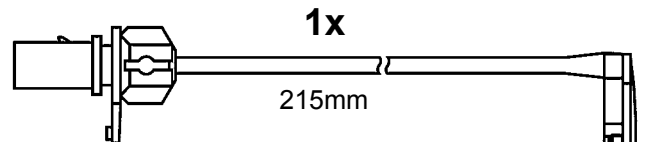
24606 17,4

116,4 x 58,5 x 17,4



25214 17,4

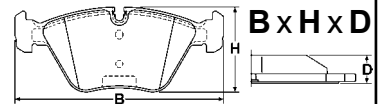
116,4 x 59,8 x 17,4



Abbildungen Scheibenbremsbeläge

Illustrations disc brake pads - Illustrazioni pastiglie freno -

Illustrations plaquettes de frein - Ilustraciones pastillas de freno



Maßstab - scale - scala - échelle - escala 1:2

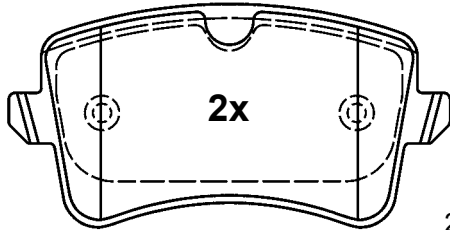
13.0470-2770.2 LD2770 ATE Ceramic



AUDI, PORSCHE



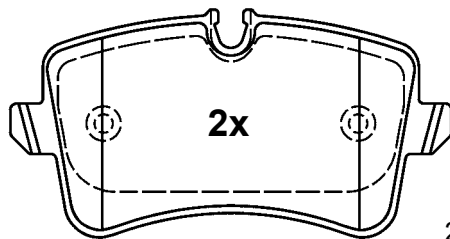
LUC



2x

24606 17,4

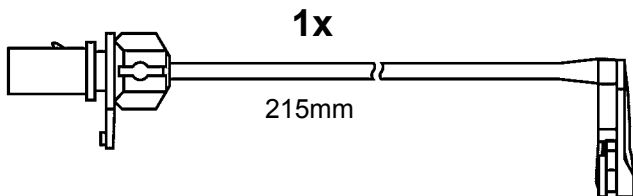
116,4 x 58,5 x 17,4



2x

25214 17,4

116,4 x 59,8 x 17,4



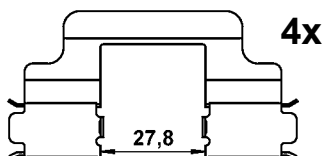
1x

215mm



4x

M8x21



4x

27,8

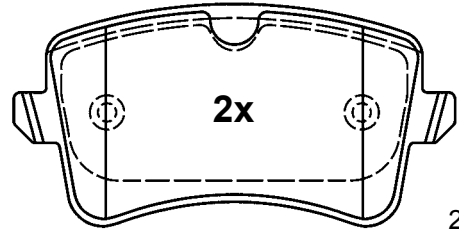
13.0470-2773.2 LD2773 ATE Ceramic



AUDI



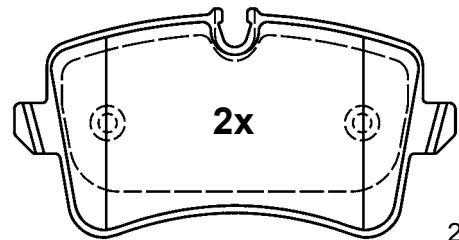
LUC



2x

24606 17,4

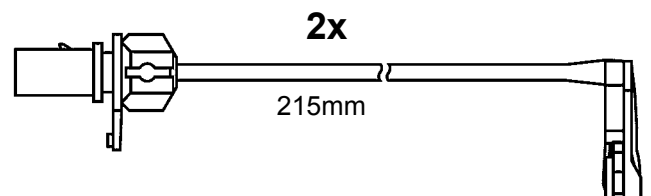
116,4 x 58,5 x 17,4



2x

25214 17,4

116,4 x 59,8 x 17,4



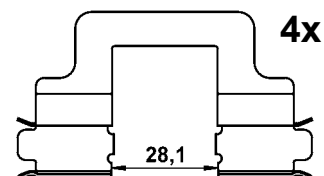
2x

215mm



4x

M8x21



4x

28,1

Abbildungen Scheibenbremsbeläge

Illustrations disc brake pads - Illustrazioni pastiglie freno -

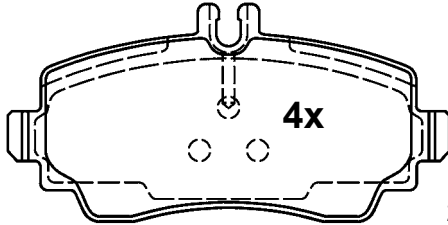
Illustrations plaquettes de frein - Ilustraciones pastillas de freno



Maßstab - scale - scala - échelle - escala 1:2

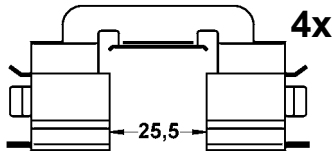
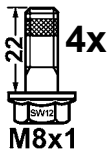
13.0470-2776.2 LD2776 ATE Ceramic

MERCEDES BENZ



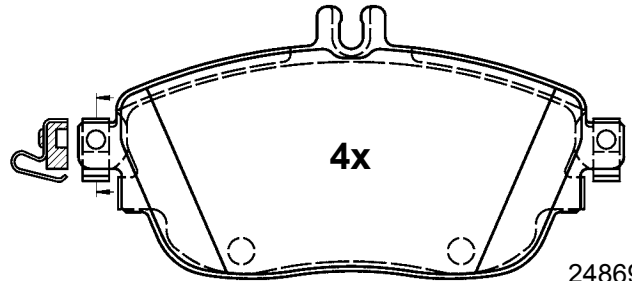
23070 17,0

116,5 x 57,1 x 17,0



13.0470-2779.2 LD2779 ATE Ceramic

MERCEDES BENZ



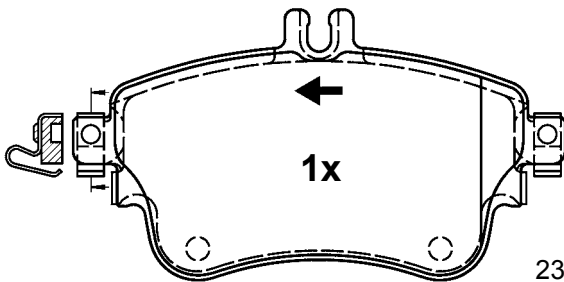
24869 19,3

144,0 x 71,6 x 19,3

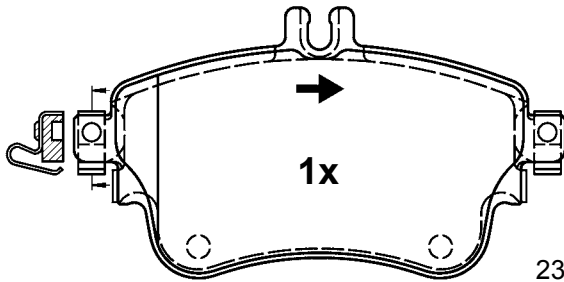


13.0470-2778.2 LD2778 ATE Ceramic

MERCEDES BENZ



23526 19,3



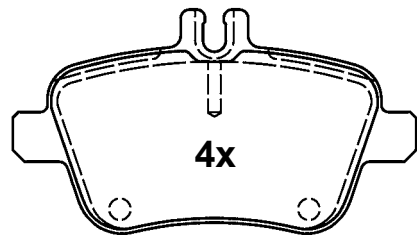
23526 19,3

129,0 x 71,3 x 19,3



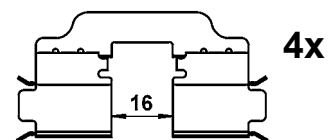
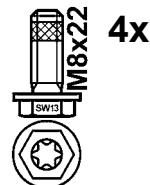
13.0470-2786.2 LD2786 ATE Ceramic

MERCEDES BENZ



24848 18,3

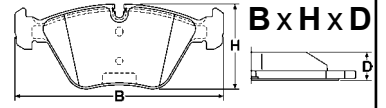
106,4 x 58,9 x 18,3



Abbildungen Scheibenbremsbeläge

Illustrations disc brake pads - Illustrazioni pastiglie freno -

Illustrations plaquettes de frein - Ilustraciones pastillas de freno

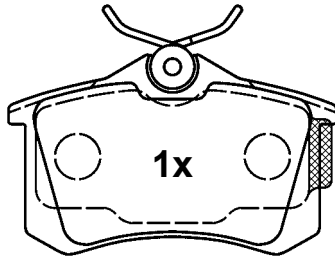


Maßstab - scale - scala - échelle - escala 1:2

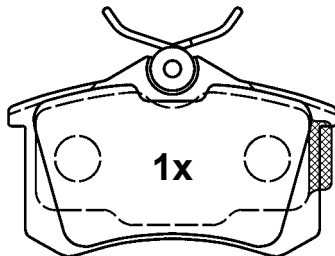
13.0470-2820.2 LD2820 ATE Ceramic



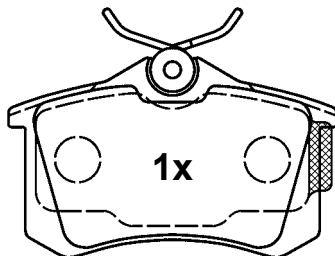
AUDI, SEAT, SKODA
VOLKSWAGEN



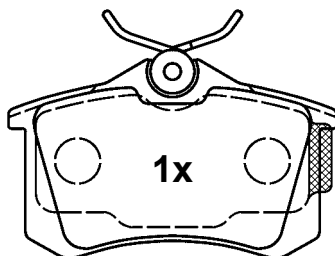
20961 17,6



20961 17,6

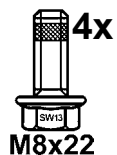


20961 17,6



20961 17,6

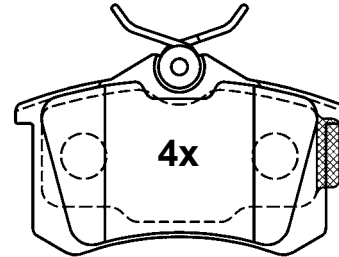
87,6 x 52,9 x 17,6



13.0470-2823.2 LD2823 ATE Ceramic



CITROEN, PEUGEO



23554 17,2

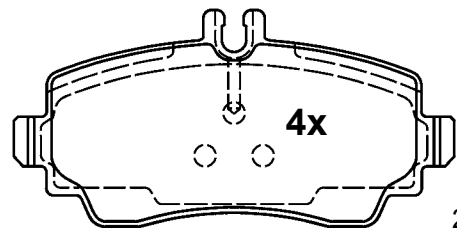
86,8 x 52,9 x 17,2



13.0470-2833.2 LD2833 ATE Ceramic

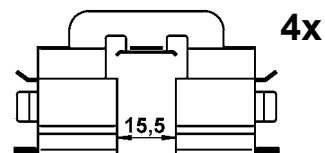
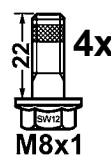


MERCEDES BENZ



23070 17,0

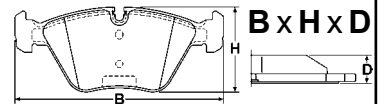
116,5 x 57,1 x 17,0



Abbildungen Scheibenbremsbeläge

Illustrations disc brake pads - Illustrazioni pastiglie freno -

Illustrations plaquettes de frein - Ilustraciones pastillas de freno



Maßstab - scale - scala - échelle - escala 1:2

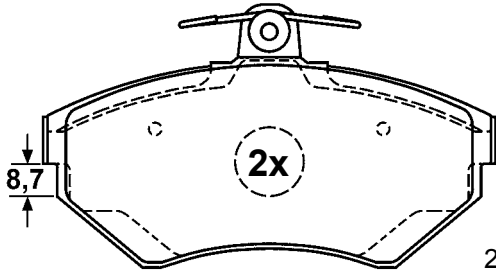
13.0470-2837.2 LD2837 ATE Ceramic



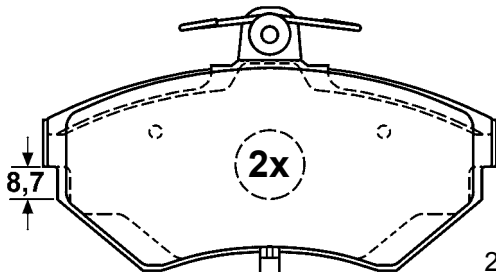
AUDI, SEAT, VOLKSWAGEN



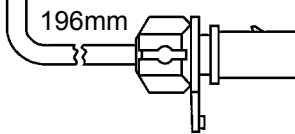
LUC



21945 19,6



23393 19,6



119,1 x 69,5 x 19,6



M8x21

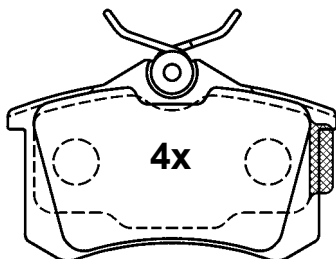
13.0470-2845.2 LD2845 ATE Ceramic



RENAULT



LUC

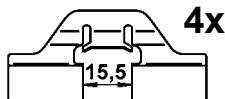


23554 16,4

86,8 x 52,9 x 16,4



M8x22



4x

15,5

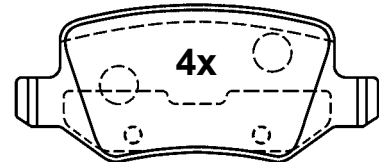
13.0470-2855.2 LD2855 ATE Ceramic



MERCEDES BENZ

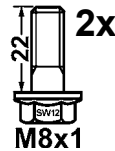


LUC



23138 14,6

95,7 x 41,3 x 14,6



M8x1

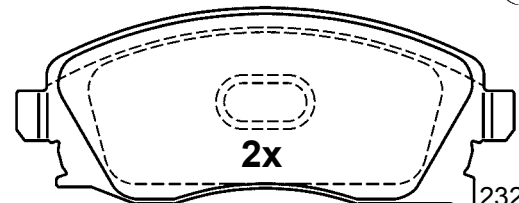
13.0470-2857.2 LD2857 ATE Ceramic



OPEL, VAUXHALL

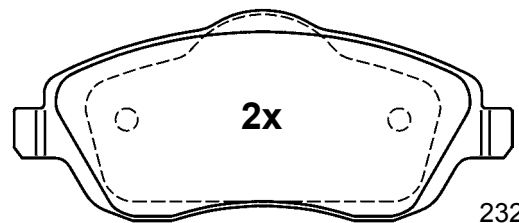


LUC



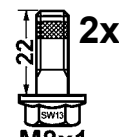
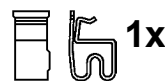
23225 17,0

131,5 x 52,3 x 17,0

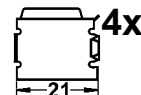


23226 17,0

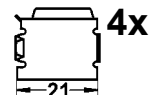
131,5 x 55,4 x 17,0



M8x1



4x

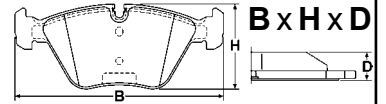


4x

Abbildungen Scheibenbremsbeläge

Illustrations disc brake pads - Illustrazioni pastiglie freno -

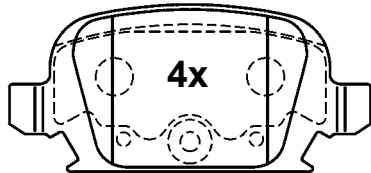
Illustrations plaquettes de frein - Ilustraciones pastillas de freno



Maßstab - scale - scala - échelle - escala 1:2

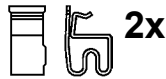
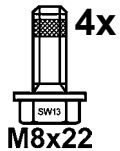
13.0470-2858.2 LD2858 ATE Ceramic

OPEL, VAUXHALL



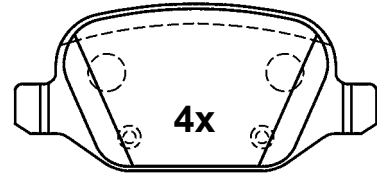
23284 14,0

95,6 x 43,8 x 14,0



13.0470-2867.2 LD2867 ATE Ceramic

ALFA ROMEO, FIAT, LANCIA



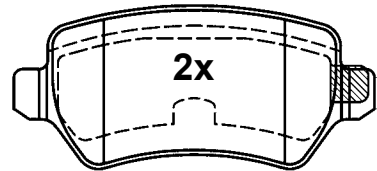
23517 16,6

95,6 x 43,9 x 16,6

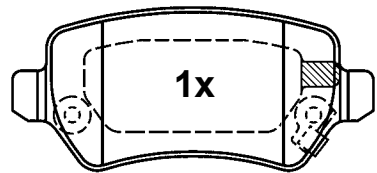


13.0470-2868.2 LD2868 ATE Ceramic

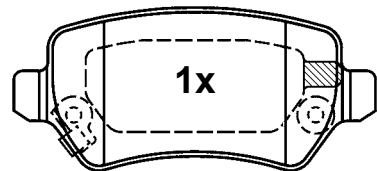
KIA, OPEL, VAUXHALL



23417 15,3

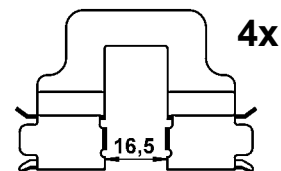


23654 15,3



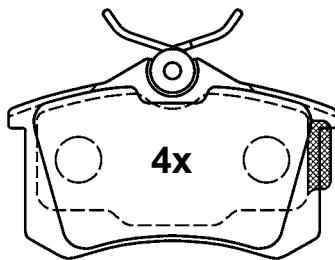
23655 15,3

95,3 x 42,8 x 15,3



13.0470-2860.2 LD2860 ATE Ceramic

AUDI



23554 16,3

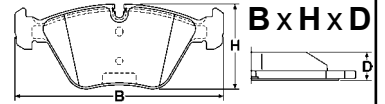
86,8 x 52,9 x 16,3



Abbildungen Scheibenbremsbeläge

Illustrations disc brake pads - Illustrazioni pastiglie freno -

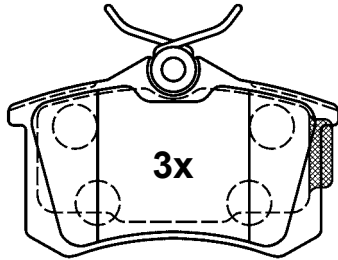
Illustrations plaquettes de frein - Ilustraciones pastillas de freno



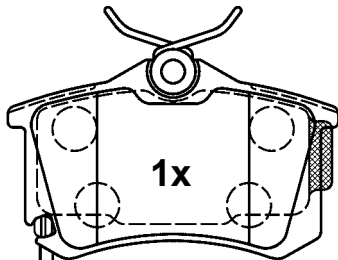
Maßstab - scale - scala - échelle - escala 1:2

13.0470-2877.2 LD2877 ATE Ceramic

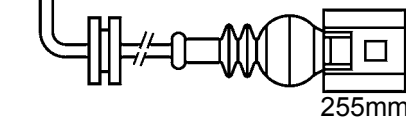
SEAT, VOLKSWAGEN



23554 17,2

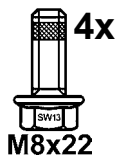


23823 17,2

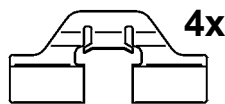


255mm

87,2 x 52,9 x 17,2



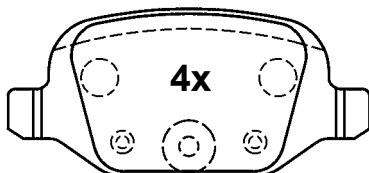
M8x22



4x

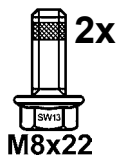
13.0470-2879.2 LD2879 ATE Ceramic

FIAT, LANCIA



23601 13,7

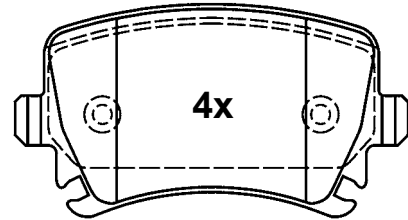
95,6 x 43,9 x 13,7



M8x22

13.0470-2880.2 LD2880 ATE Ceramic

AUDI, SEAT, SKODA, VOLKSWAGEN

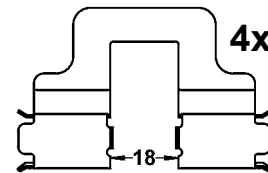


23914 17,1

105,3 x 55,9 x 17,1



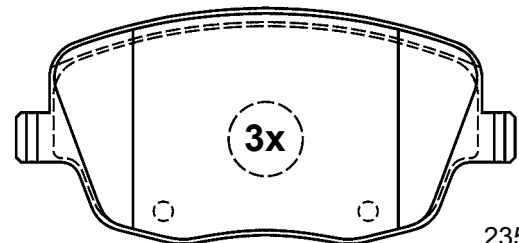
M8x22



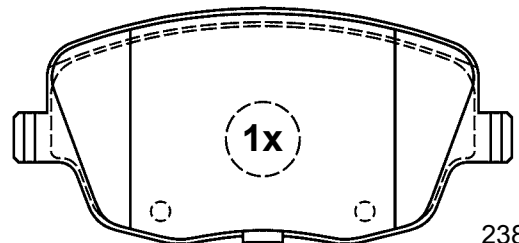
4x

13.0470-2884.2 LD2884 ATE Ceramic

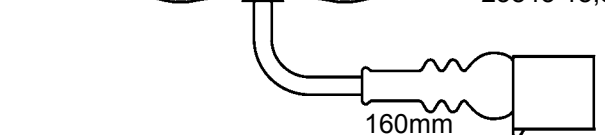
SEAT, SKODA, VOLKSWAGEN



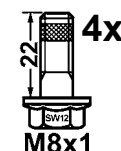
23581 18,8



23843 18,8



160mm



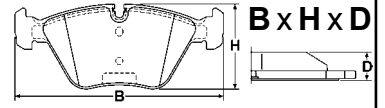
M8x1

131,4 x 62,0 x 18,8

Abbildungen Scheibenbremsbeläge

Illustrations disc brake pads - Illustrazioni pastiglie freno -

Illustrations plaquettes de frein - Ilustraciones pastillas de freno

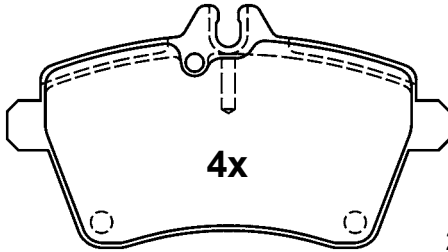


Maßstab - scale - scala - échelle - escala 1:2

13.0470-2885.2 LD2885 ATE Ceramic

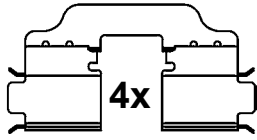


MERCEDES BENZ



24077 19,1

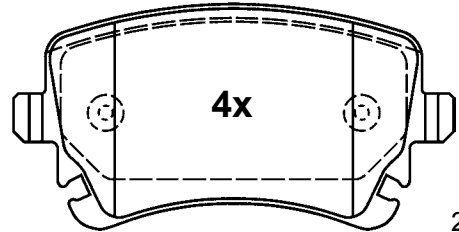
116,3 x 63,8 x 19,1



13.0470-2888.2 LD2888 ATE Ceramic



AUDI



23326 17,4

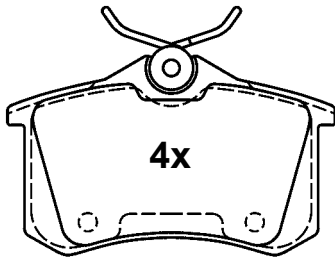
116,1 x 59,0 x 17,4



13.0470-2886.2 LD2886 ATE Ceramic



AUDI, SEAT, SKODA,
VOLKSWAGEN



20961 16,2

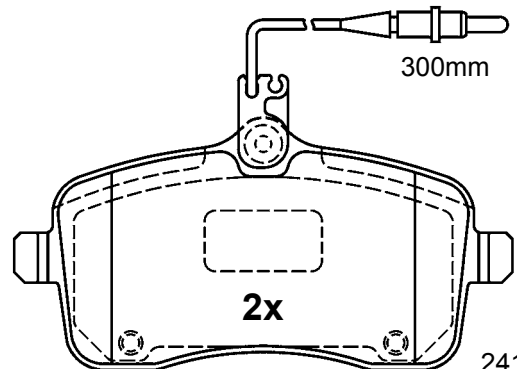
87,5 x 52,9 x 16,2



13.0470-2891.2 LD2891 ATE Ceramic



PEUGEOT

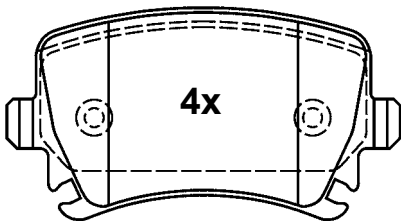


24134 19,6

13.0470-2887.2 LD2887 ATE Ceramic

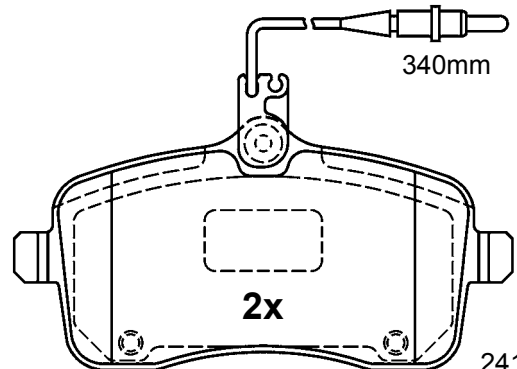
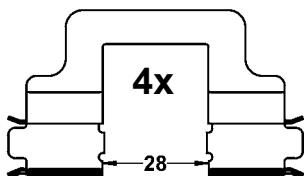


VOLKSWAGEN



23914 17,1

105,3 x 55,9 x 17,1



24175 19,6

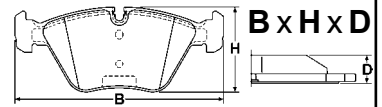
131,4 x 67,5 x 19,6



Abbildungen Scheibenbremsbeläge

Illustrations disc brake pads - Illustrazioni pastiglie freno -

Illustrations plaquettes de frein - Ilustraciones pastillas de freno



Maßstab - scale - scala - échelle - escala 1:2

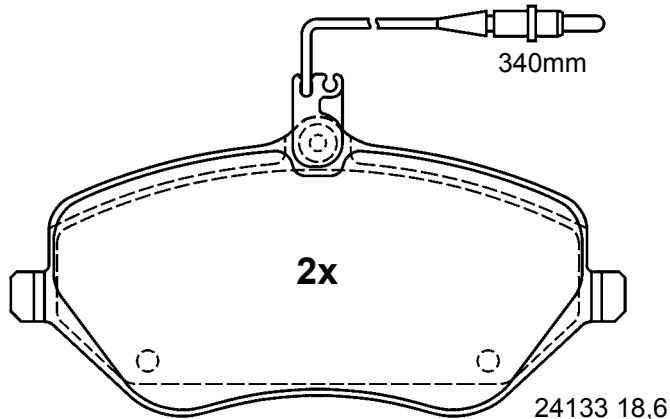
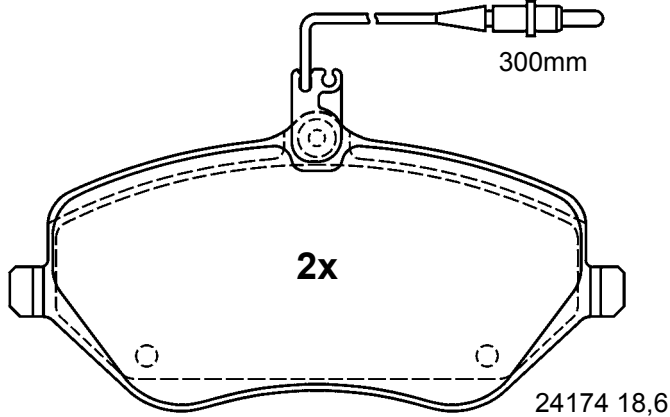
13.0470-2892.2 LD2892 ATE Ceramic



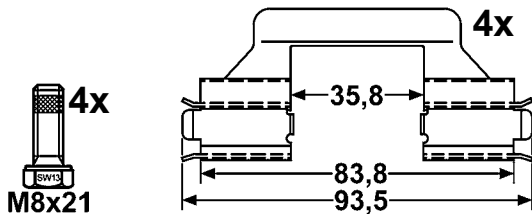
CITROEN, PEUGEOT



LUC



162,3 x 79,0 18,6



M8x21

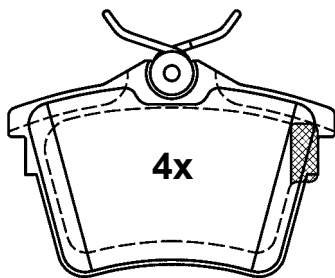
13.0470-2893.2 LD2893 ATE Ceramic



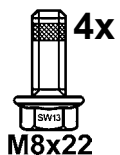
CITROEN, PEUGEOT



LUC



24135 17,7



M8x22

86,1 x 56,9 x 17,7

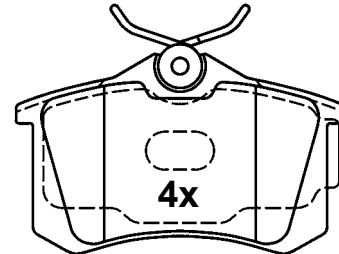
13.0470-2894.2 LD2894 ATE Ceramic



AUDI, SEAT, SKODA
VOLKSWAGEN

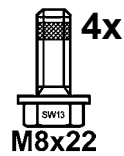


LUC

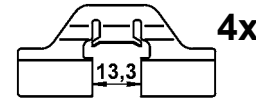


87,5 x 52,9 x 17,4

20961 17,4



M8x22



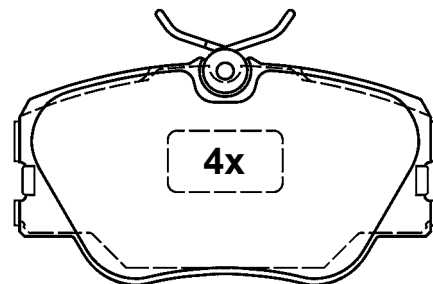
13.0470-2927.2 LD2927 ATE Ceramic



MERCEDES BENZ



LUC



110,0 x 59,6 x 19,3

20941 19,3
(21028)



M8x21

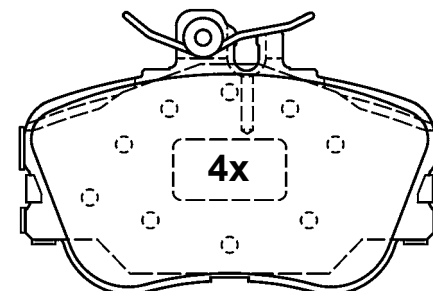
13.0470-2975.2 LD2975 ATE Ceramic



MERCEDES BENZ



LUC



110,0 x 74,5 x 20,3

21439 20,3

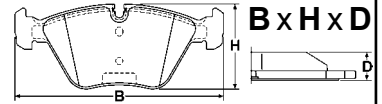


M8x21

Abbildungen Scheibenbremsbeläge

Illustrations disc brake pads - Illustrazioni pastiglie freno -

Illustrations plaquettes de frein - Ilustraciones pastillas de freno



Maßstab - scale - scala - échelle - escala 1:2

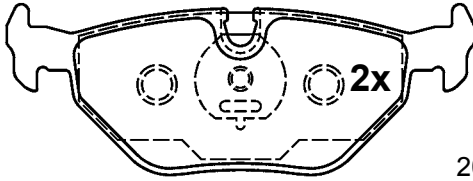
13.0470-3605.2 LD3605 ATE Ceramic



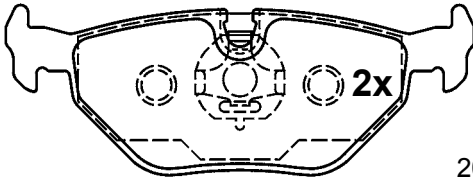
BMW, MG, ROVER, SAAB



ATE



20180 17,3



20181 17,3

123,0 x 44,9 x 17,3

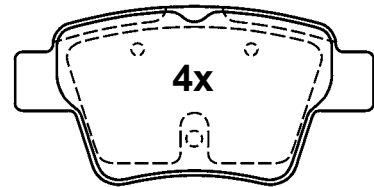
13.0470-3813.2 LD3813 ATE Ceramic



CITROEN, PEUGEOT

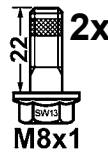


BOS



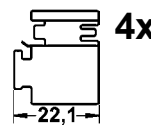
24150 17,6

94,8 x 46,9 x 17,6



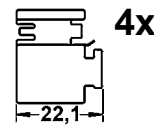
2x

M8x1



4x

22,1



4x

22,1

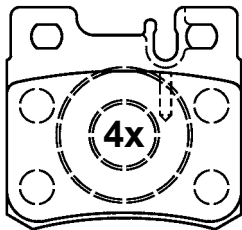
13.0470-3805.2 LD3805 ATE Ceramic



MERCEDES BENZ



ATE



21197 15,0

61,8 x 58,6 x 15,0

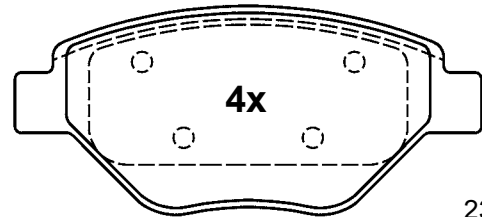
13.0470-3814.2 LD3814 ATE Ceramic



RENAULT



BOS



23934 18,2

122,8 x 54,3 x 18,2



2x

M8x21

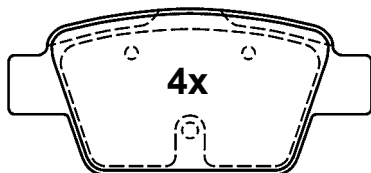
13.0470-3812.2 LD3812 ATE Ceramic



ALFA ROMEO, FIAT, LANCIA, PEUGEOT

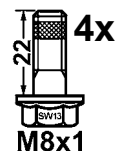


BOS



23714 17,6

94,8 x 42,9 x 17,6



4x

M8x1

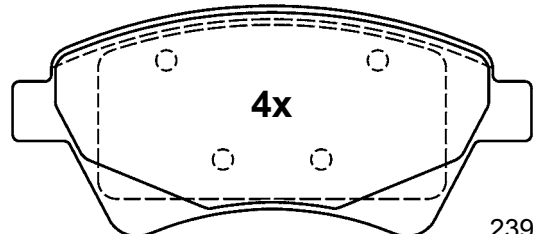
13.0470-3815.2 LD3815 ATE Ceramic



RENAULT

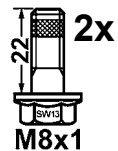


BOS



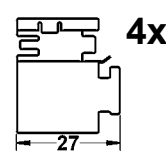
23930 18,2

136,8 x 59,5 x 18,2



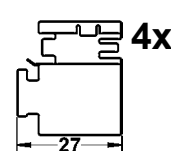
2x

M8x1



4x

27



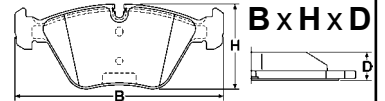
4x

27

Abbildungen Scheibenbremsbeläge

Illustrations disc brake pads - Illustrazioni pastiglie freno -

Illustrations plaquettes de frein - Ilustraciones pastillas de freno



Maßstab - scale - scala - échelle - escala 1:2

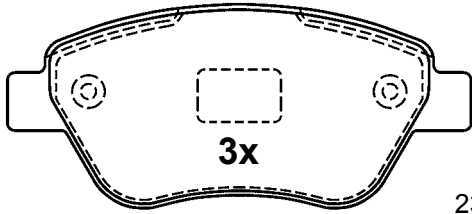
13.0470-3826.2 LD3826 ATE Ceramic



ALFA ROMEO, FIAT

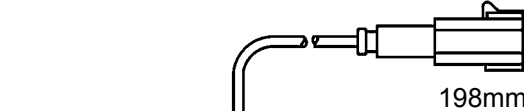


BOS

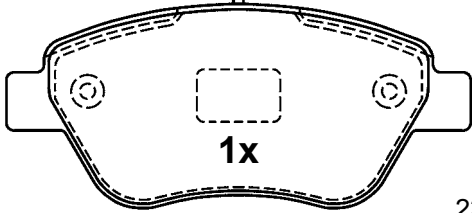


3x

23707 18,0



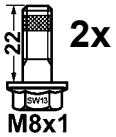
198mm



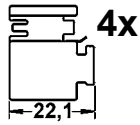
1x

23706 18,0

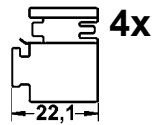
122,8 x 53,3 x 18,0



2x



4x



4x

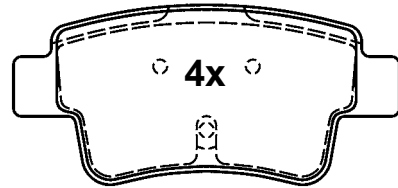
13.0470-3828.2 LD3828 ATE Ceramic



FIAT




BOS



4x

24349 17,5

101,8 x 47,1 x 17,5



4x

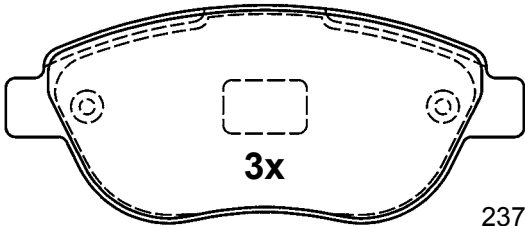
13.0470-3827.2 LD3827 ATE Ceramic



FIAT, LANCIA



BOS

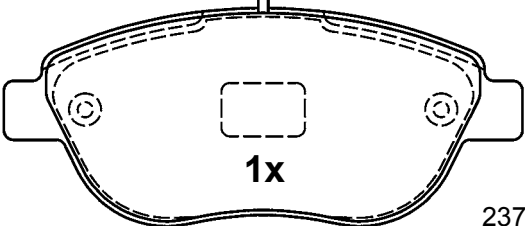


3x

23710 19,6



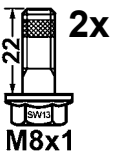
198mm



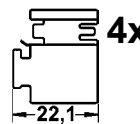
1x

23709 19,6

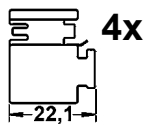
136,8 x 57,4 x 19,6



2x



4x



4x

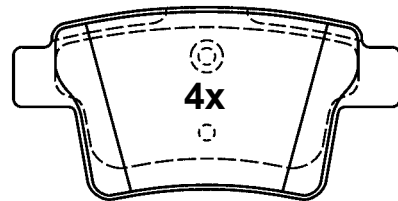
13.0470-3831.2 LD3831 ATE Ceramic



FORD, JAGUAR



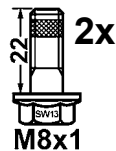
BOS



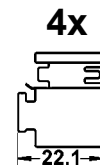
4x

24260 17,3

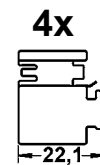
101,8 x 50,5 x 17,3



2x



4x

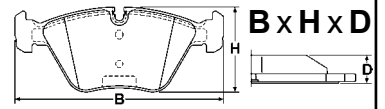


4x

Abbildungen Scheibenbremsbeläge

Illustrations disc brake pads - Illustrazioni pastiglie freno -

Illustrations plaquettes de frein - Ilustraciones pastillas de freno



Maßstab - scale - scala - échelle - escala 1:2

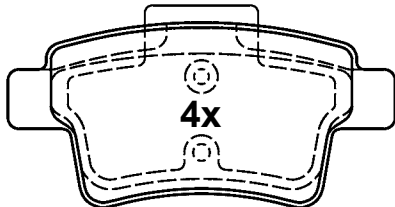
13.0470-3836.2 LD3836 ATE Ceramic



CITROEN



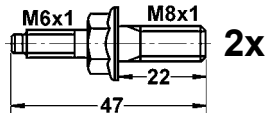
BOS



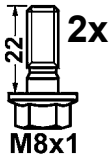
4x

24540 16,3

101,8 x 48,3 x 16,3

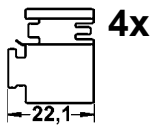


2x

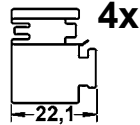


2x

M8x1



4x



4x

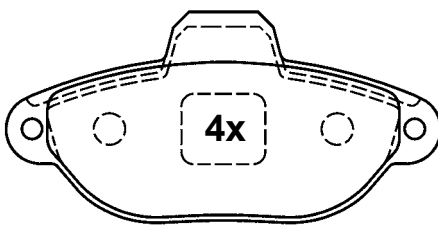
13.0470-3838.2 LD3838 ATE Ceramic



FIAT, FORD



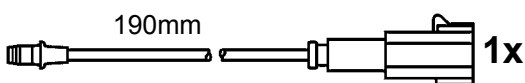
BOS



4x

21436 17,0


114,8 x 55,5 x 17,0



1x



2x



2x

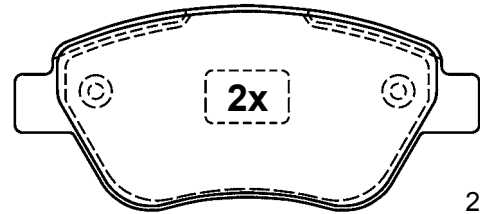
13.0470-3839.2 LD3839 ATE Ceramic



OPEL, VAUXHALL



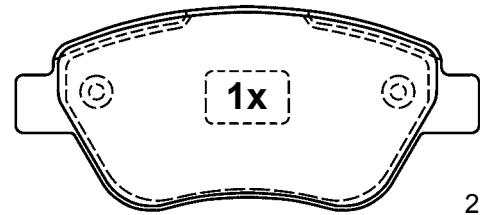
BOS



2x

23982 18,1

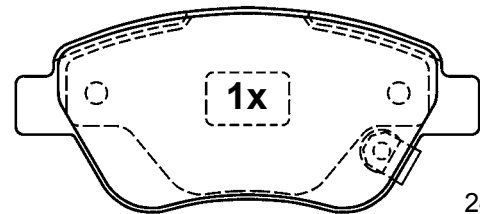
122,8 x 53,3 x 18,1



1x

23707 17,9

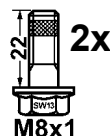
122,8 x 53,3 x 17,9



1x

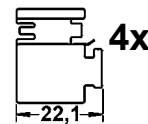
24288 17,9

122,8 x 53,3 x 17,9

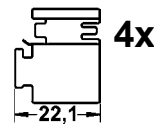


2x

M8x1



4x

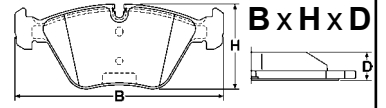


4x

Abbildungen Scheibenbremsbeläge

Illustrations disc brake pads - Illustrazioni pastiglie freno -

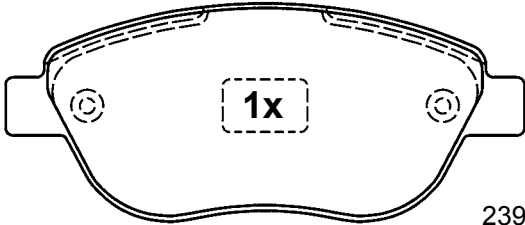
Illustrations plaquettes de frein - Ilustraciones pastillas de freno



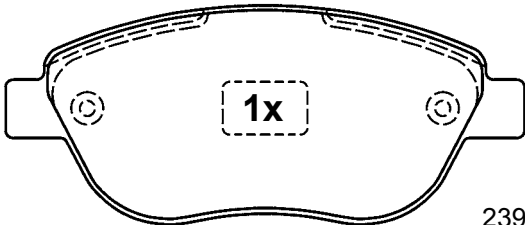
Maßstab - scale - scala - échelle - escala 1:2

13.0470-3840.2 LD3840 ATE Ceramic

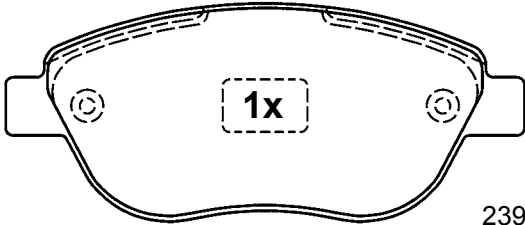
OPEL, VAUXHALL



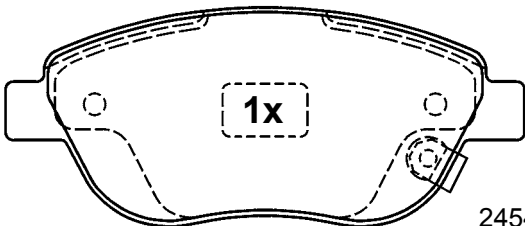
23981 19,6



23981 19,6

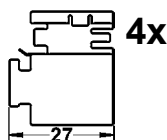
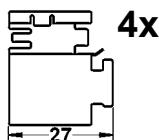
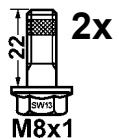


23981 19,6



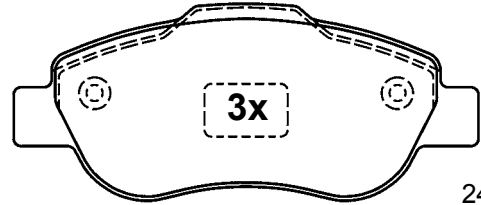
24549 19,6

136,9 x 57,4 x 19,6

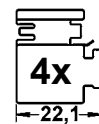
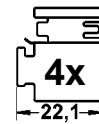
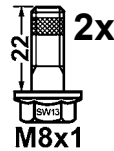
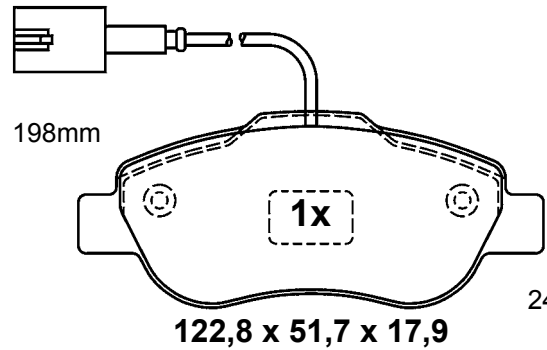


13.0470-3846.2 LD3846 ATE Ceramic

FIAT, FORD

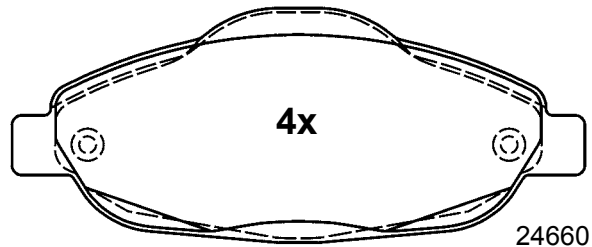


24072 17,9



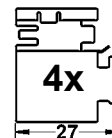
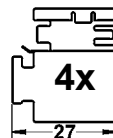
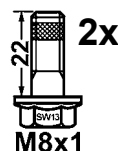
13.0470-3847.2 LD3847 ATE Ceramic

PEUGEOT



24660 17,8

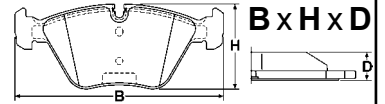
151,0 x 62,0 x 17,8



Abbildungen Scheibenbremsbeläge

Illustrations disc brake pads - Illustrazioni pastiglie freno -

Illustrations plaquettes de frein - Ilustraciones pastillas de freno



Maßstab - scale - scala - échelle - escala 1:2

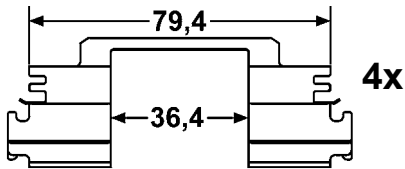
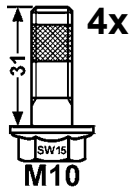
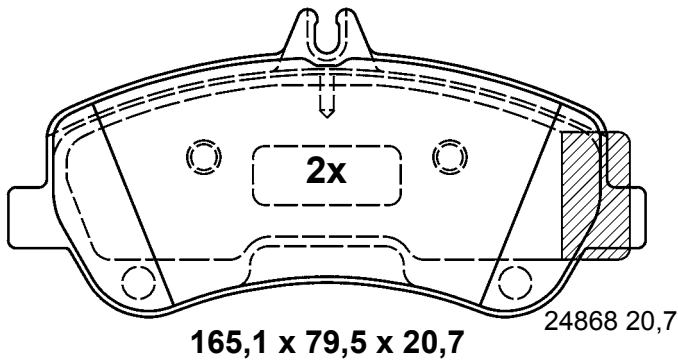
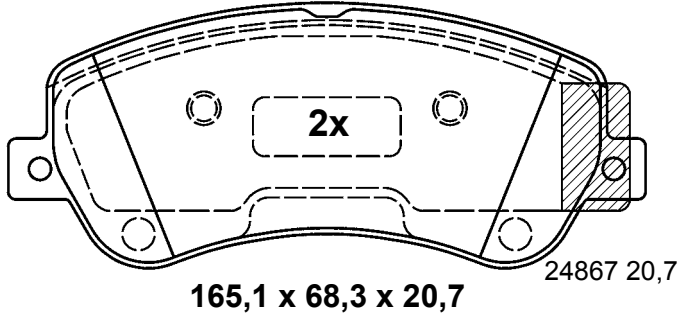
13.0470-3852.2 LD3852 ATE Ceramic



MERCEDES BENZ



BOS



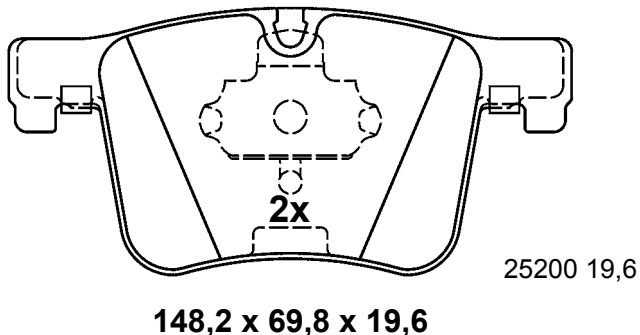
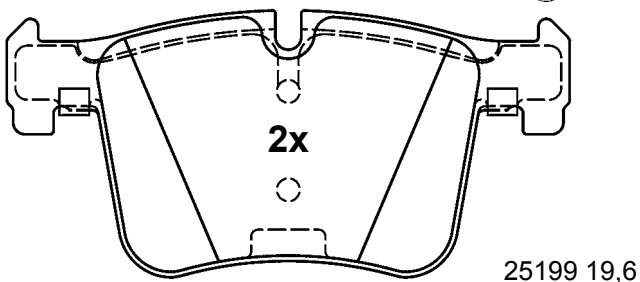
13.0470-3857.2 LD3857 ATE Ceramic



BMW



BOS



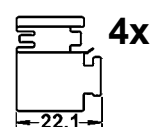
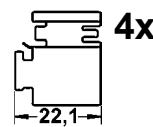
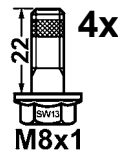
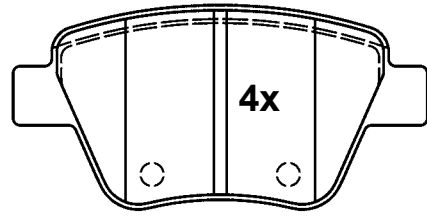
13.0470-3858.2 LD3858 ATE Ceramic



AUDI, SEAT,
SKODA, VOLKSWAGEN



BOS



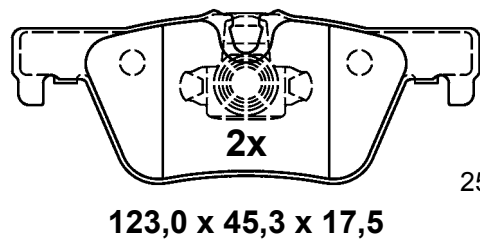
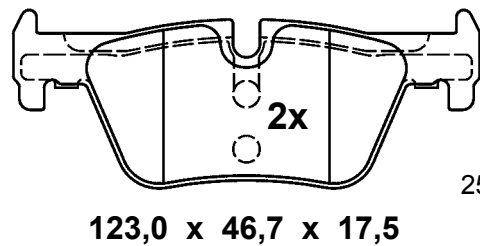
13.0470-3859.2 LD3859 ATE Ceramic



BMW



BOS



Abbildungen Scheibenbremsbeläge

Illustrations disc brake pads - Illustrazioni pastiglie freno -

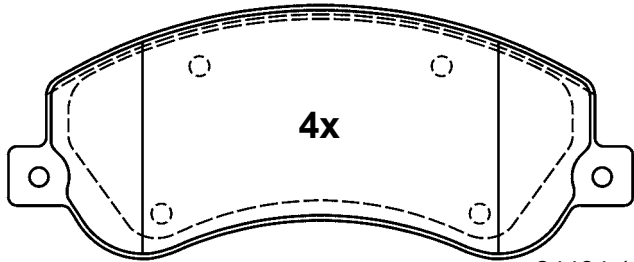
Illustrations plaquettes de frein - Ilustraciones pastillas de freno



Maßstab - scale - scala - échelle - escala 1:2

13.0470-3860.2 LD3860 ATE Ceramic

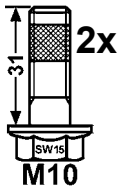
VOLKSWAGEN



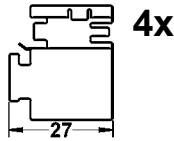
4x

24484 18,8

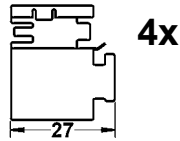
164,8 x 66,8 x 18,8



2x



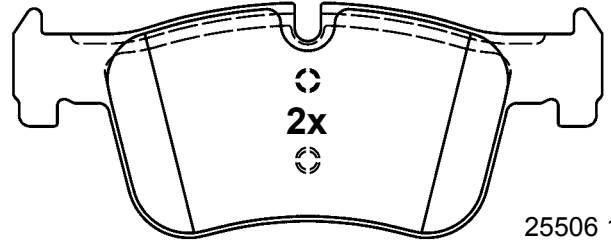
4x



4x

13.0470-3866.2 LD3866 ATE Ceramic

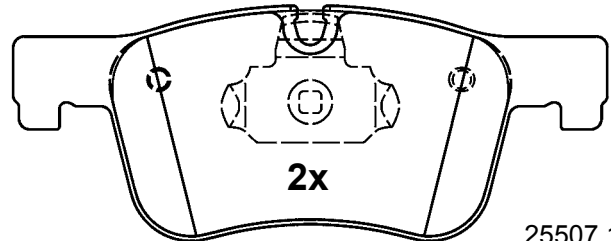
BMW



2x

25506 18,2

155,7 x 61,6 x 18,2



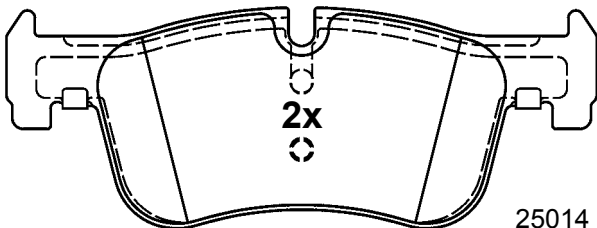
2x

25507 18,2

156,7 x 61,6 x 18,2

13.0470-3865.2 LD3865 ATE Ceramic

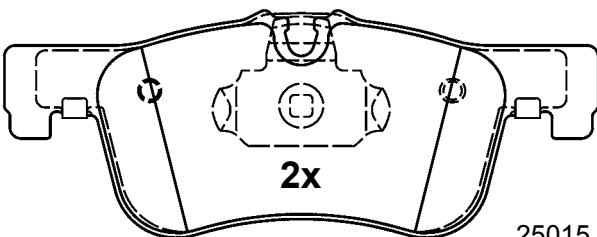
BMW



2x

25014 18,2

155,7 x 57,8 x 18,2



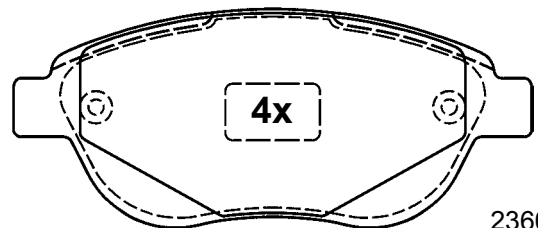
2x

25015 18,2

156,7 x 59,7 x 18,2

13.0470-3966.2 LD3966 ATE Ceramic

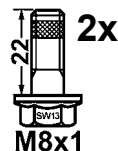
CITROEN, PEUGEOT



4x

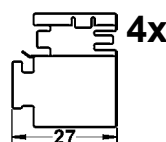
23600 19,4

136,8 x 57,5 x 19,4

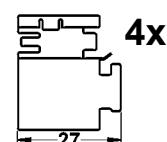


2x

M8x1



4x



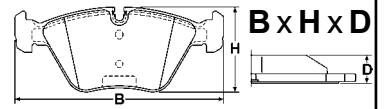
4x



Abbildungen Scheibenbremsbeläge

Illustrations disc brake pads - Illustrazioni pastiglie freno -

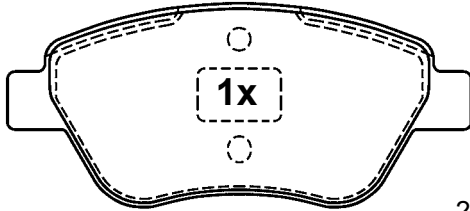
Illustrations plaquettes de frein - Ilustraciones pastillas de freno



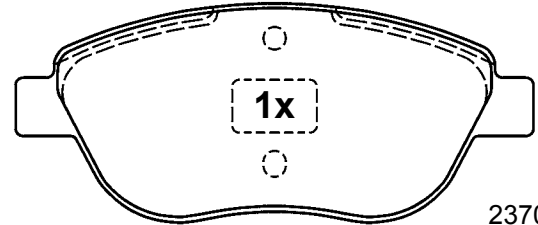
Maßstab - scale - scala - échelle - escala 1:2

13.0470-3982.2 LD3982 ATE Ceramic

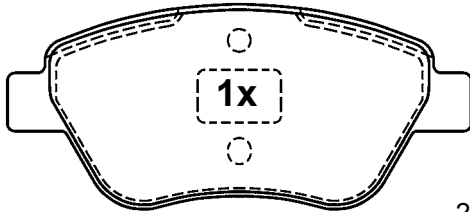
13.0470-3983.2 LD3983 ATE Ceramic



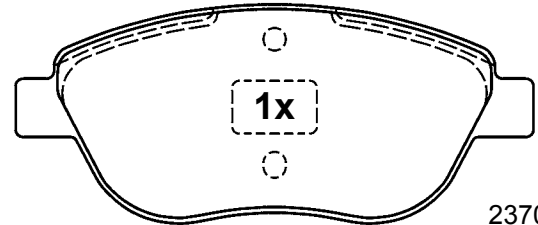
23705 18,1



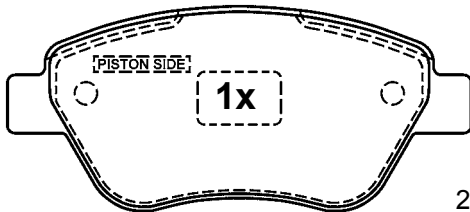
23708 19,4



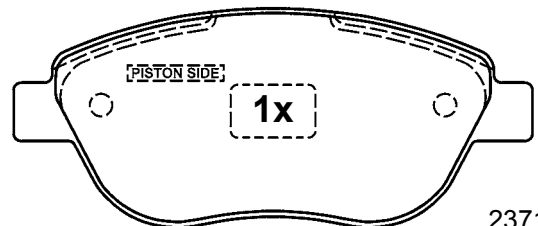
23705 18,1



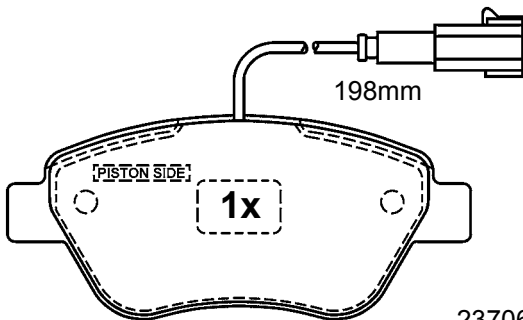
23708 19,4



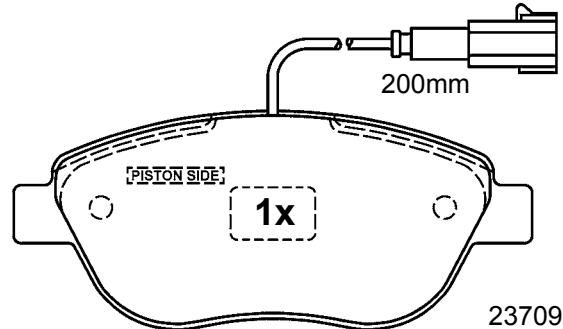
23707 18,1



23710 19,4



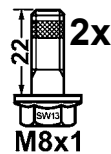
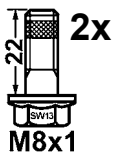
23706 18,1



23709 19,4

122,8 x 53,3 x 18,1

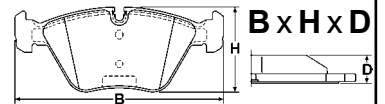
136,8 x 57,4 x 19,4



Abbildungen Scheibenbremsbeläge

Illustrations disc brake pads - Illustrazioni pastiglie freno -

Illustrations plaquettes de frein - Ilustraciones pastillas de freno



Maßstab - scale - scala - échelle - escala 1:2

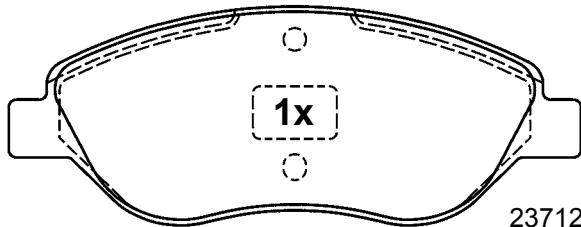
13.0470-3984.2 LD3984 ATE Ceramic



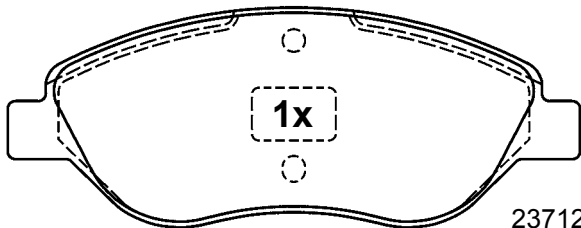
ALFA ROMEO, FIAT, LANCIA



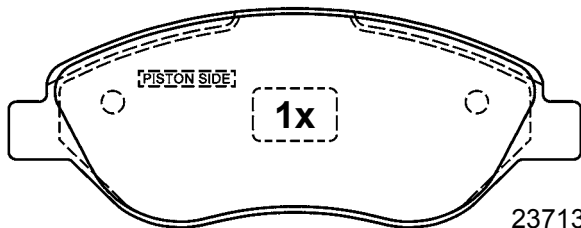
BOS



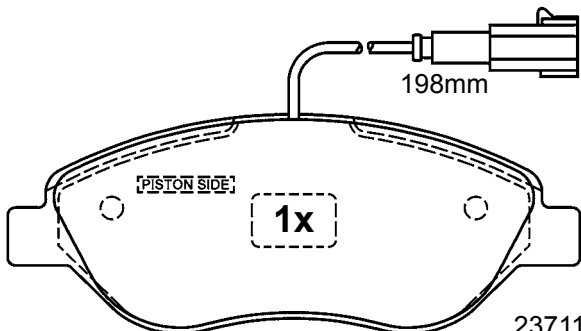
23712 19,4



23712 19,4

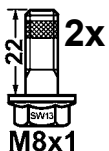


23713 19,4



23711 19,4

150,8 x 57,4 x 19,4



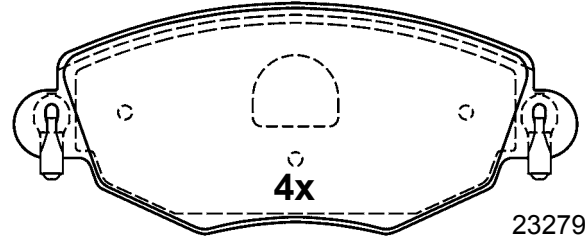
13.0470-3987.2 LD3987 ATE Ceramic



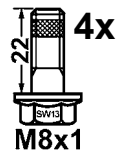
FORD, JAGUAR



BOS



23279 18,4



148,8 x 60,5 x 18,4

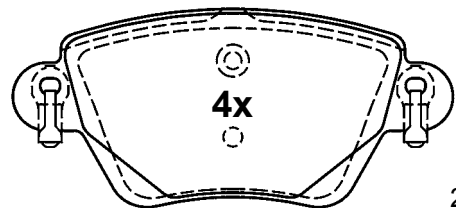
13.0470-3988.2 LD3988 ATE Ceramic



FORD, JAGUAR, RENAULT



BOS



23557 17,2



115,7 x 52 x 17,2

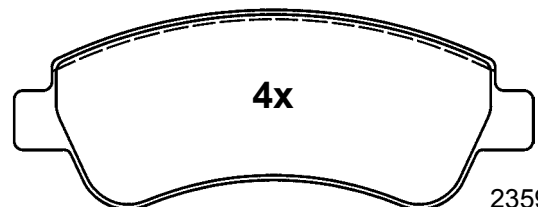
13.0470-3994.2 LD3994 ATE Ceramic



CITROEN, PEUGEOT

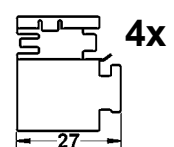
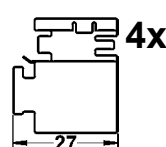
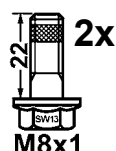


BOS



23599 19,0

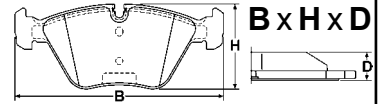
136,8 x 52,0 x 19,0



Abbildungen Scheibenbremsbeläge

Illustrations disc brake pads - Illustrazioni pastiglie freno -

Illustrations plaquettes de frein - Ilustraciones pastillas de freno



Maßstab - scale - scala - échelle - escala 1:2

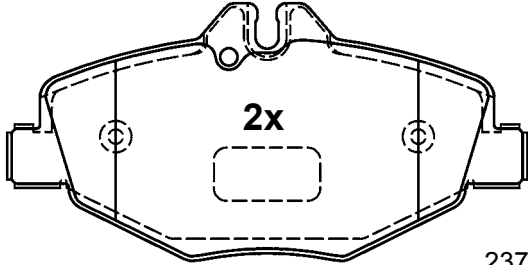
13.0470-3999.2 LD3999 ATE Ceramic



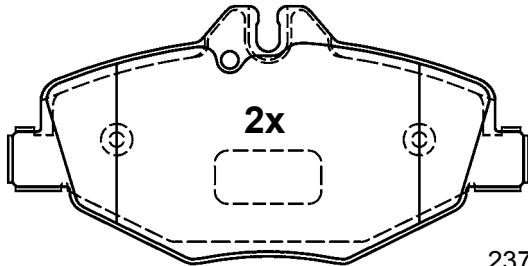
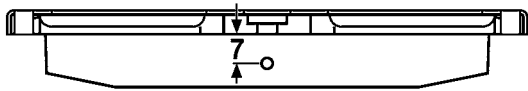
MERCEDES BENZ



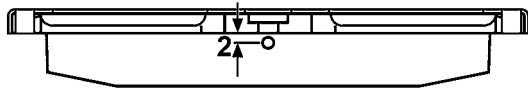
BOS



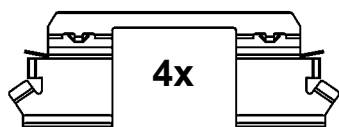
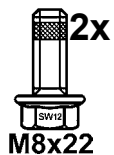
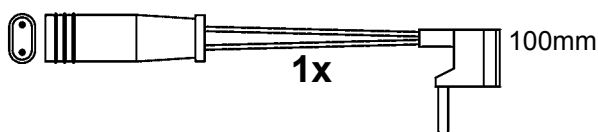
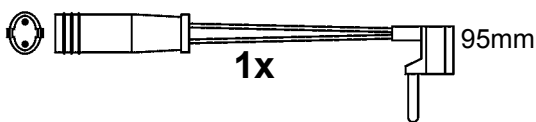
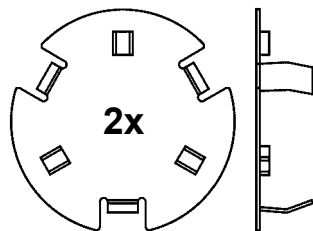
23743 20,1



23744 20,1



137,0 x 67,8 x 20,1



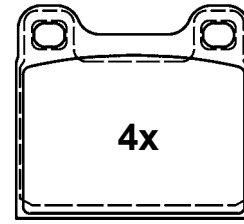
13.0470-4044.2 LD4044 ATE Ceramic



VOLVO



ATE



20755 15,1

61,8 x 56,5 x 15,1


13.0470-4047.2 LD4047 ATE Ceramic



CHRYSLER, MERCEDES BENZ



ATE



21305 15,7

61,7 x 69,5 x 15,7

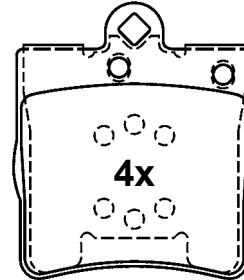
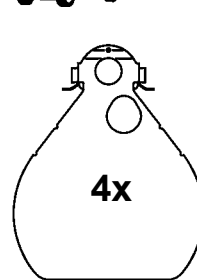
13.0470-4064.2 LD4064 ATE Ceramic



CHRYSLER, MERCEDES BENZ



ATE



21919 15,3

63,8 x 72,8 x 15,3

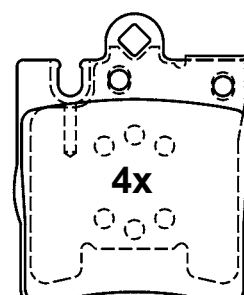
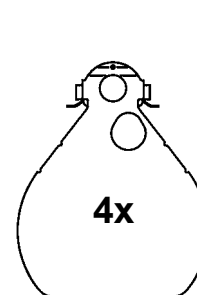
13.0470-4065.2 LD4065 ATE Ceramic



MERCEDES BENZ



ATE



21899 15,3

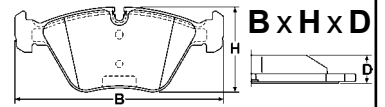
63,7 x 78,0 x 15,3



Abbildungen Scheibenbremsbeläge

Illustrations disc brake pads - Illustrazioni pastiglie freno -

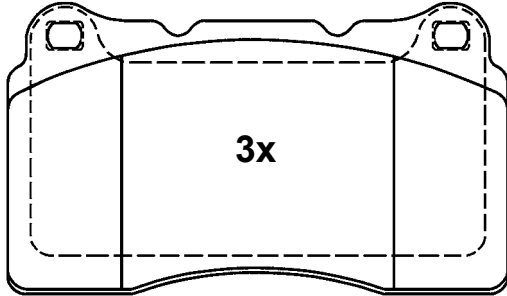
Illustrations plaquettes de frein - Ilustraciones pastillas de freno



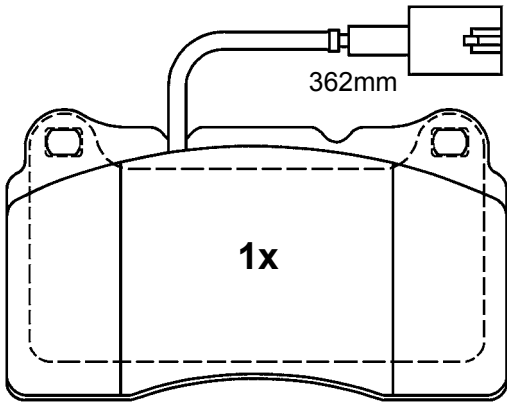
Maßstab - scale - scala - échelle - escala 1:2

13.0470-4803.2 LD4803 ATE Ceramic

ALFA ROMEO

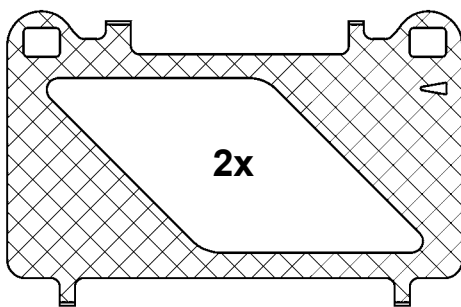


23092 15,6

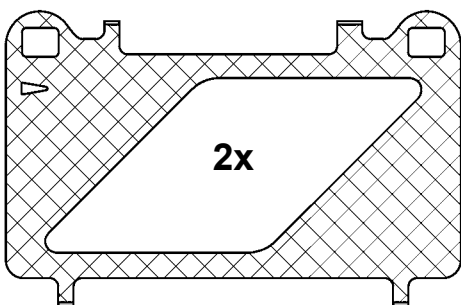


23111 15,6

131,8 x 77,2 x 15,6



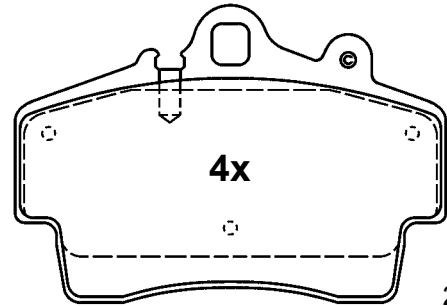
2x



2x

13.0470-4814.2 LD4814 ATE Ceramic

PORSCHE

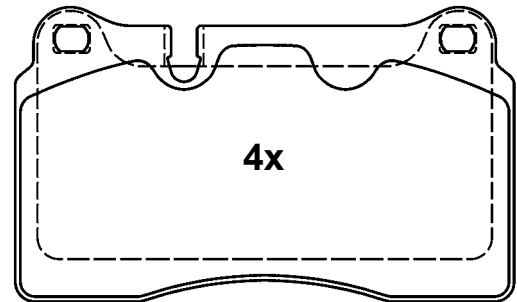


21937 15,5

114,0 x 78,0 x 15,5

13.0470-4833.2 LD4833 ATE Ceramic

VOLKSWAGEN

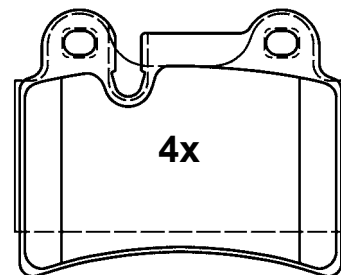


24098 17,1

131,6 x 77,3 x 17,1

13.0470-4834.2 LD4834 ATE Ceramic

VOLKSWAGEN



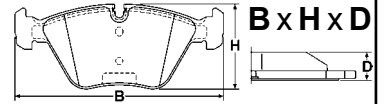
24097 17,1

86,8 x 70,1 x 17,1

Abbildungen Scheibenbremsbeläge

Illustrations disc brake pads - Illustrazioni pastiglie freno -

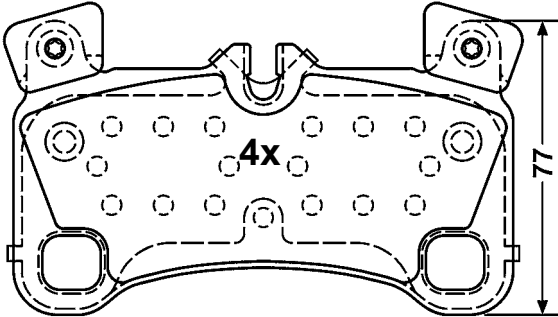
Illustrations plaquettes de frein - Ilustraciones pastillas de freno



Maßstab - scale - scala - échelle - escala 1:2

13.0470-4850.2 LD4850 ATE Ceramic

AUDI, PORSCHE, VOLKSWAGEN

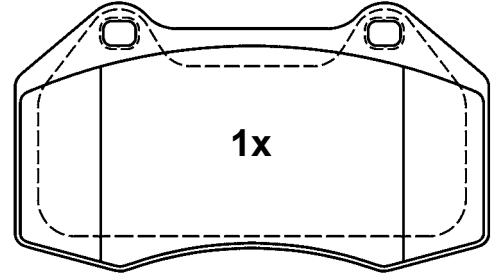


24296 16,3

132,1 x 77,0 x 16,3

13.0470-4853.2 LD4853 ATE Ceramic

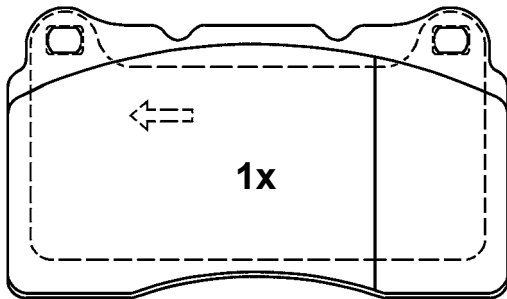
ALFA ROMEO, FIAT



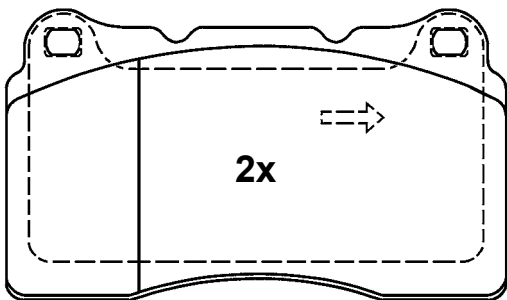
24162 15,2

13.0470-4851.2 LD4851 ATE Ceramic

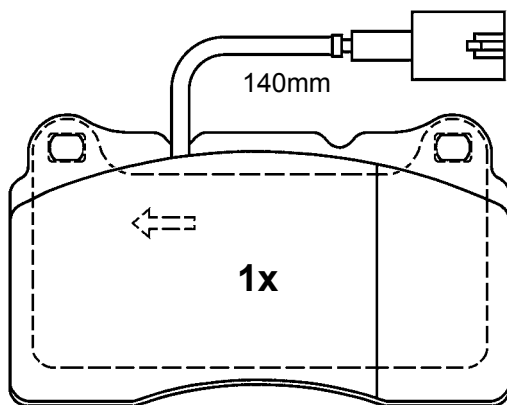
ALFA ROMEO



23092 16,0

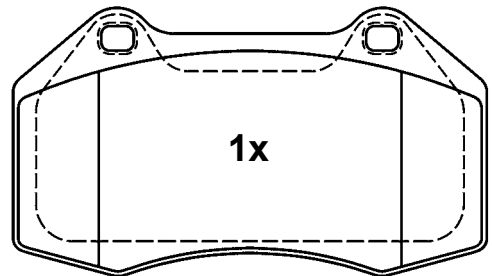


23092 16,0

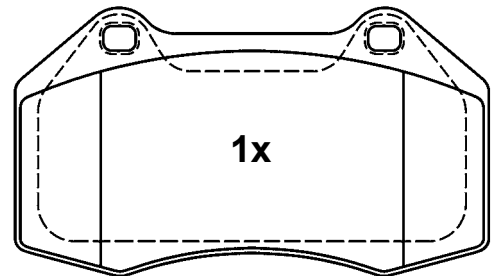


23111 16,0

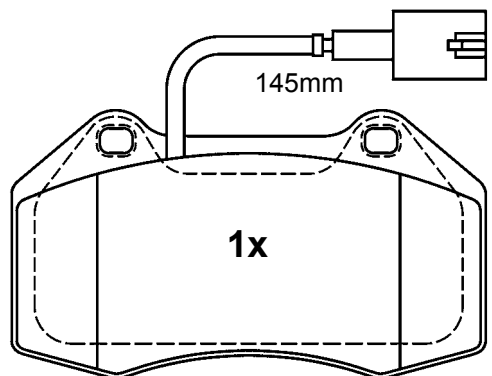
131,8 x 77,2 x 16,0



24162 15,2



24162 15,2



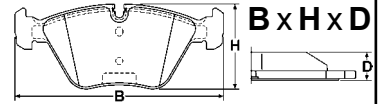
24687 15,2

124,6 x 70,4 x 15,2

Abbildungen Scheibenbremsbeläge

Illustrations disc brake pads - Illustrazioni pastiglie freno -

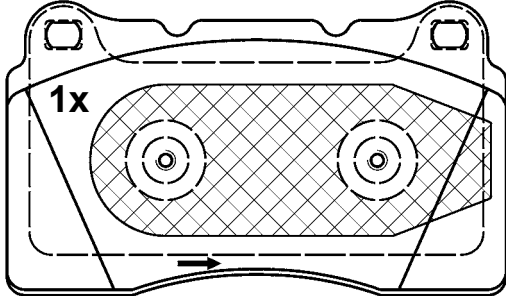
Illustrations plaquettes de frein - Ilustraciones pastillas de freno



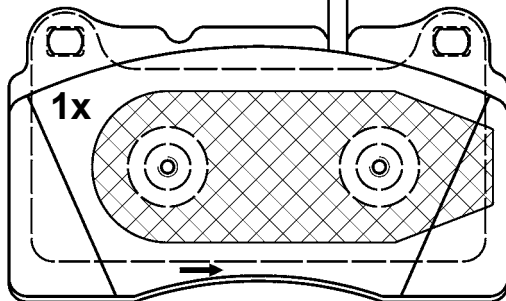
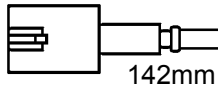
Maßstab - scale - scala - échelle - escala 1:2

13.0470-4854.2 LD4854 ATE Ceramic

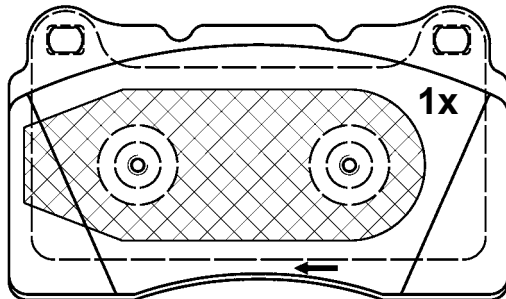
ALFA ROMEO



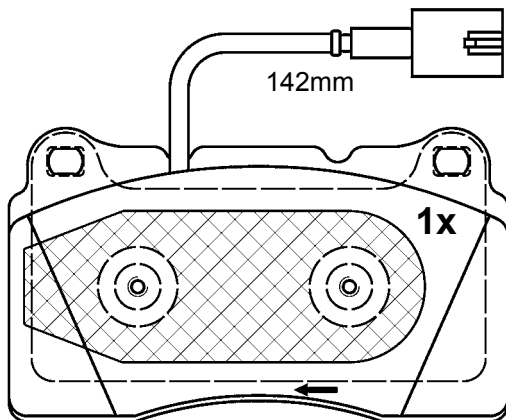
23092 16,3



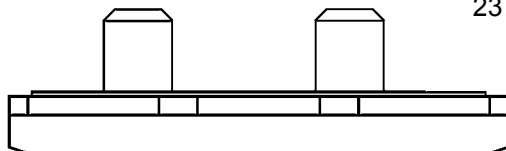
23756 16,3



23092 16,3



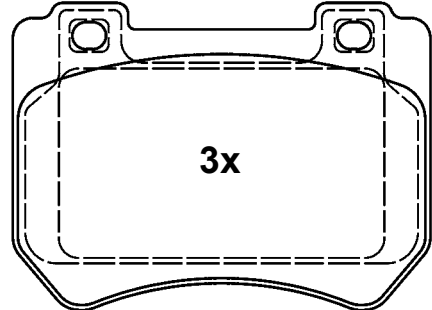
23756 16,3



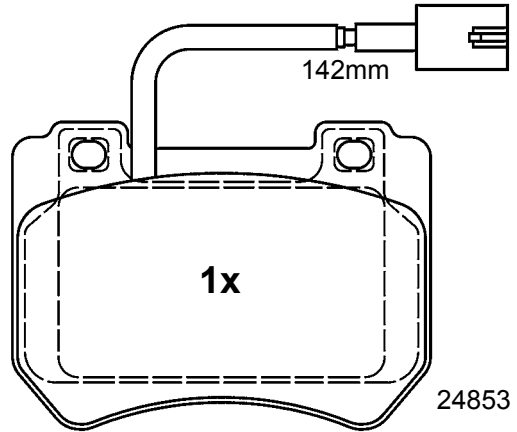
131,8 x 77,2 x 16,3

13.0470-4867.2 LD4867 ATE Ceramic

ALFA ROMEO



24852 16,0

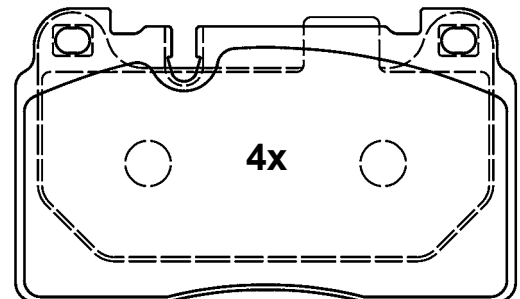


24853 16,0

109,8 x 80,8 x 16,0

13.0470-4879.2 LD4879 ATE Ceramic

AUDI



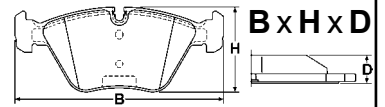
25643 17,0

131,8 x 77,2 x 17,0

Abbildungen Scheibenbremsbeläge

Illustrations disc brake pads - Illustrazioni pastiglie freno -

Illustrations plaquettes de frein - Ilustraciones pastillas de freno



Maßstab - scale - scala - échelle - escala 1:2

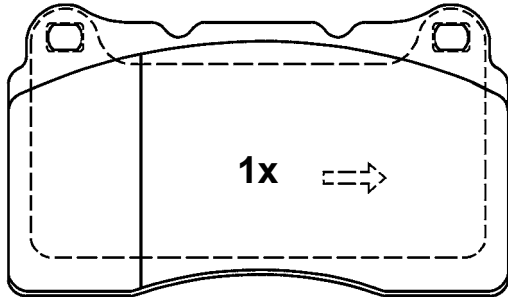
13.0470-4971.2 LD4971 ATE Ceramic



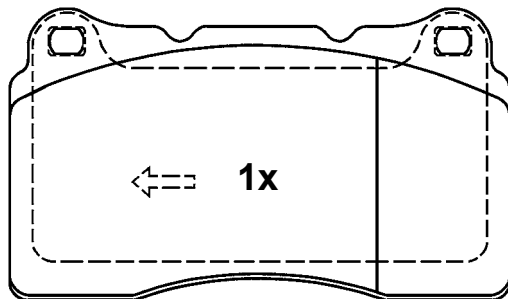
ALFA ROMEO, LANCIA



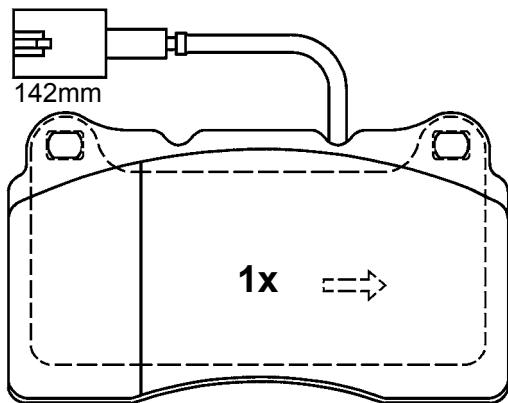
BRE



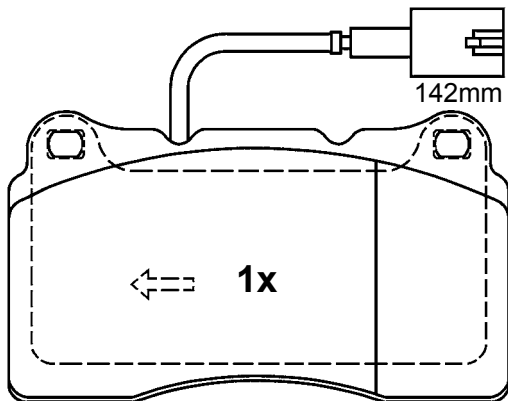
23092 16,0



23092 16,0



23110 16,0



23111 16,0

131,8 x 77,2 x 16,0

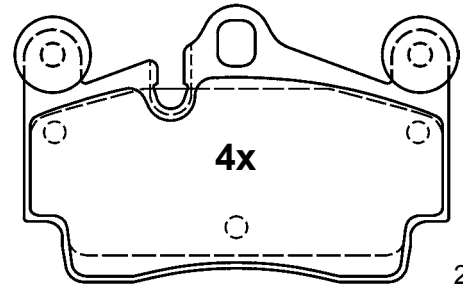
13.0470-4976.2 LD4976 ATE Ceramic



AUDI, PORSCHE, VOLKSWAGEN



BRE



23694 16,7

112,0 x 73,0 x 16,7

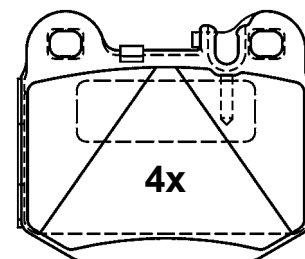
13.0470-4977.2 LD4977 ATE Ceramic



MERCEDES BENZ

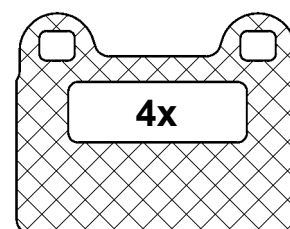


BRE



23157 15,8

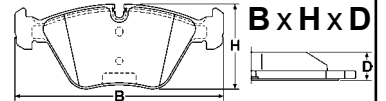
76,5 x 65,5 x 15,8



Abbildungen Scheibenbremsbeläge

Illustrations disc brake pads - Illustrazioni pastiglie freno -

Illustrations plaquettes de frein - Ilustraciones pastillas de freno



Maßstab - scale - scala - échelle - escala 1:2

13.0470-4984.2 LD4984 ATE Ceramic

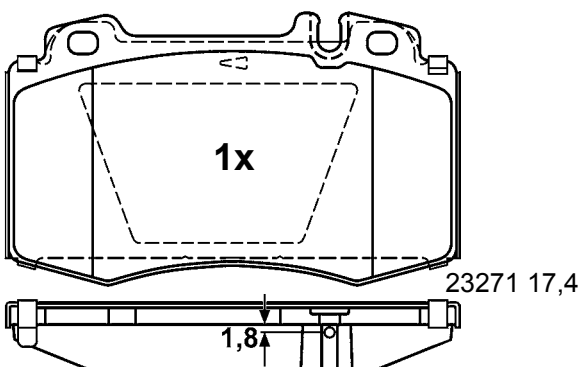
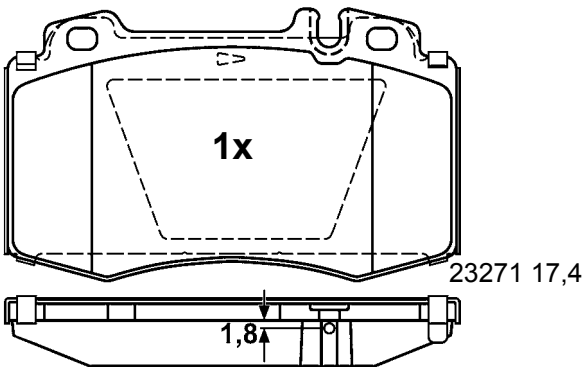
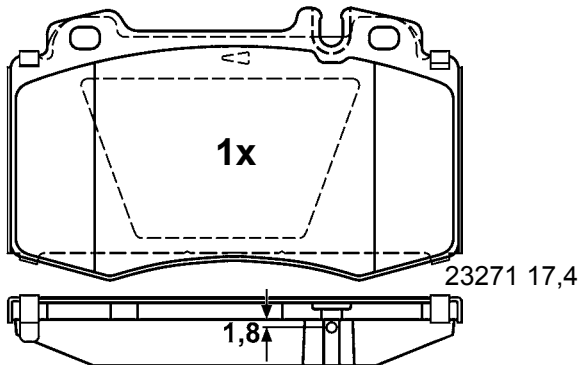
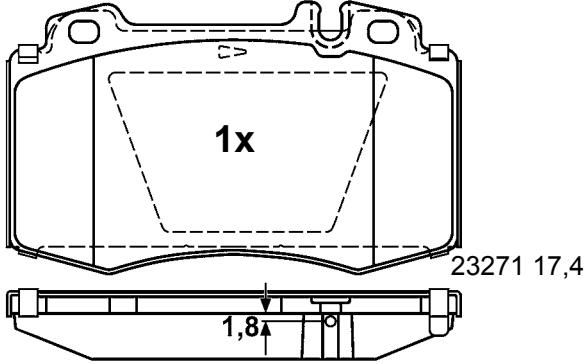
13.0470-4990.2 LD4990 ATE Ceramic



MERCEDES BENZ



BRE



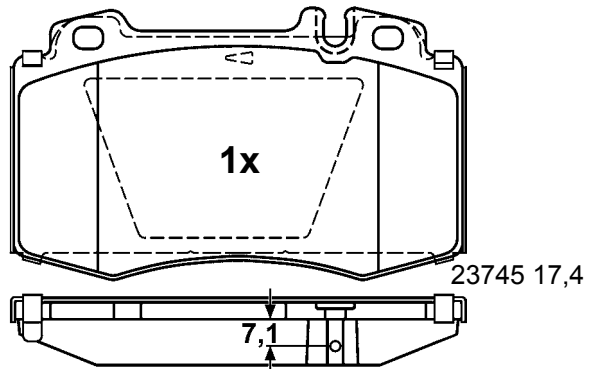
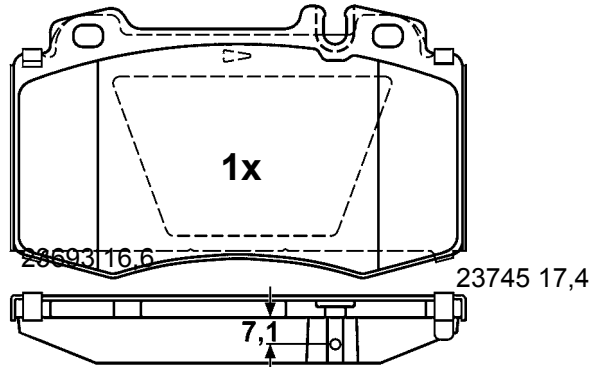
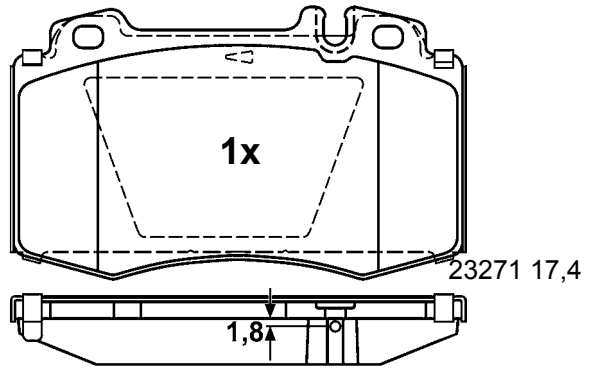
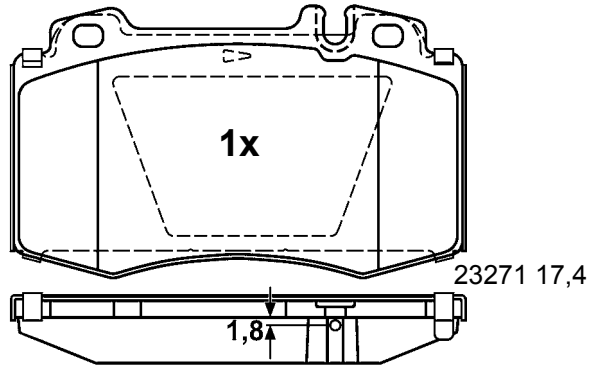
119,5 x 71,7 x 17,4



MERCEDES BENZ



BRE

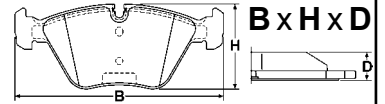


119,5 x 71,7 x 17,4

Abbildungen Scheibenbremsbeläge

Illustrations disc brake pads - Illustrazioni pastiglie freno -

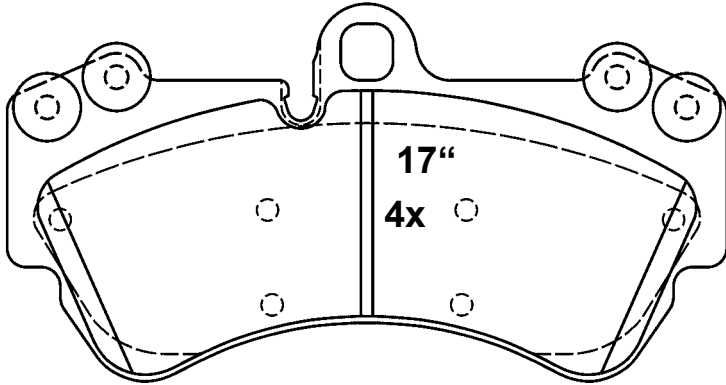
Illustrations plaquettes de frein - Ilustraciones pastillas de freno



Maßstab - scale - scala - échelle - escala 1:2

13.0470-4992.2 LD4992 ATE Ceramic

PORSCHE, VOLKSWAGEN

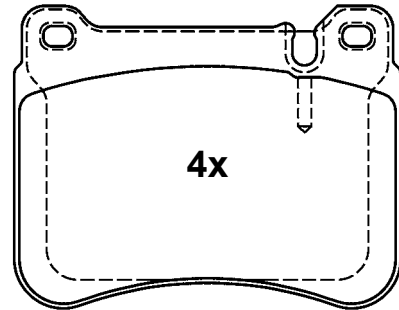


23692 16,6

190 x 99,4 x 16,6

13.0470-4994.2 LD4994 ATE Ceramic

MERCEDES BENZ

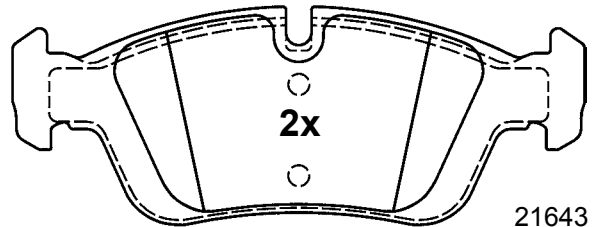


23945 16,5

101,7 x 79,3 x 16,5

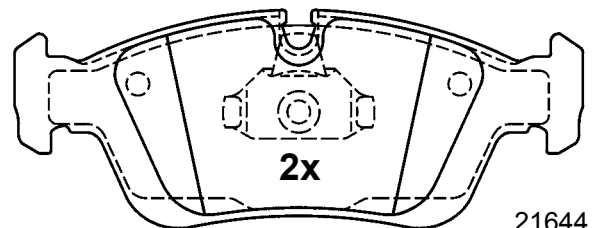
13.0470-5405.2 LD5405 ATE Ceramic

BMW



21643 17,8

151,3 x 57,3 x 17,8

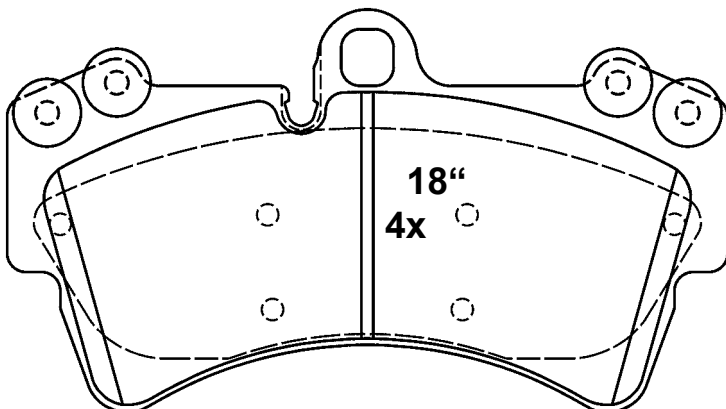


21644 17,8

150,1 x 57,3 x 17,8

13.0470-4993.2 LD4993 ATE Ceramic

AUDI, PORSCHE, VOLKSWAGEN



23693 16,6

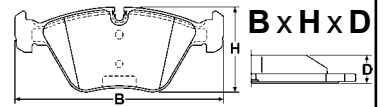
190,0 x 106,4 x 16,6



Abbildungen Scheibenbremsbeläge

Illustrations disc brake pads - Illustrazioni pastiglie freno -

Illustrations plaquettes de frein - Ilustraciones pastillas de freno



Maßstab - scale - scala - échelle - escala 1:2

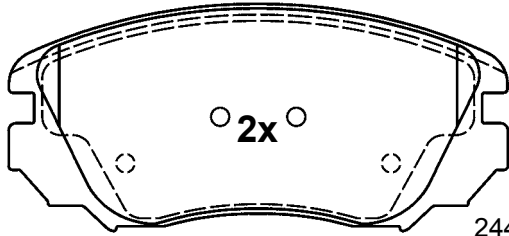
13.0470-5611.2 LD5611 ATE Ceramic



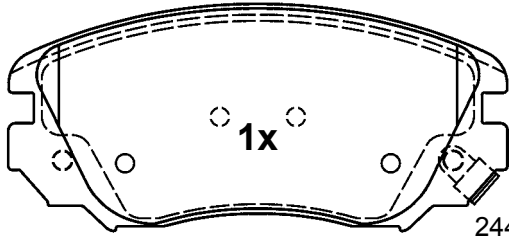
CHEVROLET ,OPEL,
SAAB, VAUXHALL



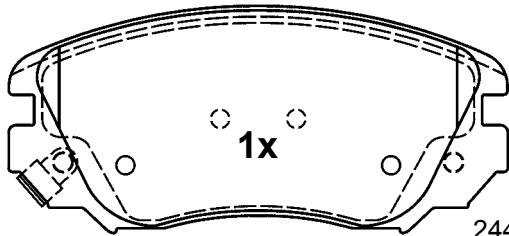
MAN



24415 19,1

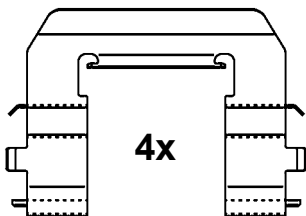


24416 19,1

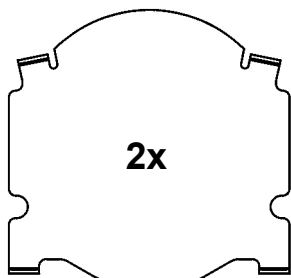


24417 19,1

131,4 x 59,7 x 19,1



4x



2x

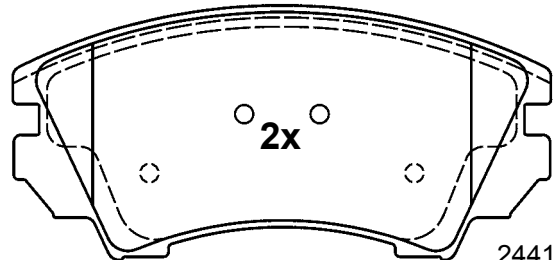
13.0470-5612.2 LD5612 ATE Ceramic



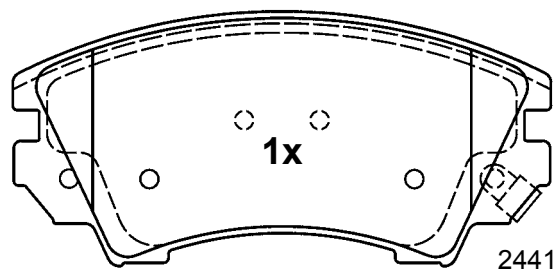
CHEVROLET ,OPEL,
SAAB, VAUXHALL



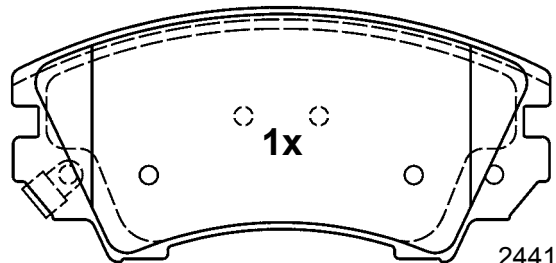
MAN



24412 19,0

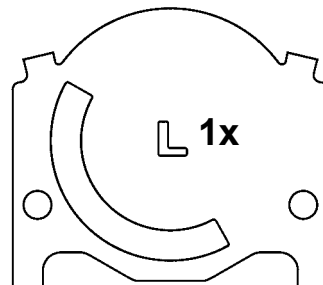


24413 19,0

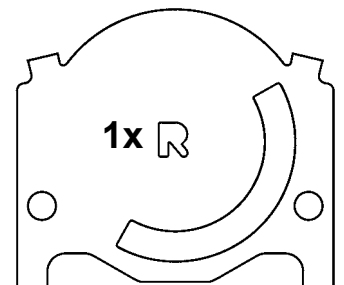


24414 19,0

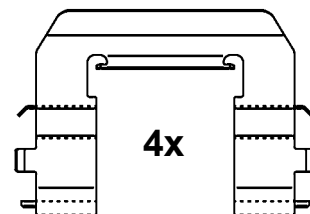
141,9 x 66,7 x 19,0



L 1x



1x R

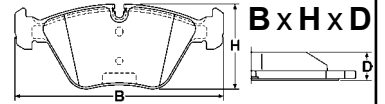


4x

Abbildungen Scheibenbremsbeläge

Illustrations disc brake pads - Illustrazioni pastiglie freno -

Illustrations plaquettes de frein - Ilustraciones pastillas de freno



Maßstab - scale - scala - échelle - escala 1:2

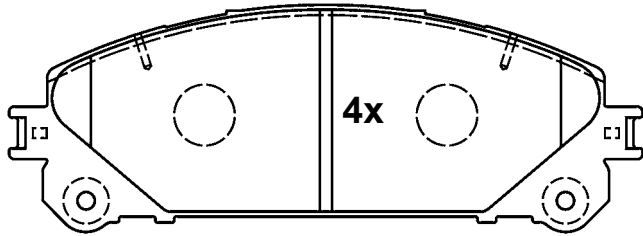
13.0470-5634.2 LD5634 ATE Ceramic



LEXUS



ADV



24452 17,5

167,0 x 59,4 x 17,5



4x

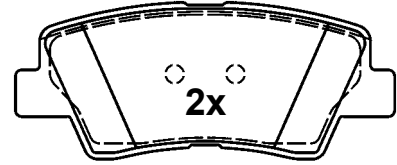
13.0470-5786.2 LD5786 ATE Ceramic



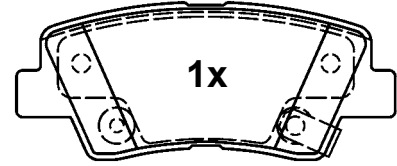
HYUNDAI, KIA



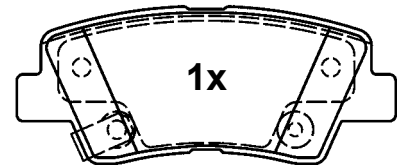
AKE



24934 15,5



24935 15,5



24936 15,5

99,8 x 41,1 x 16,6

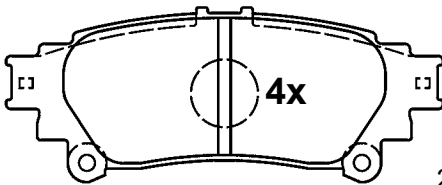
13.0470-5635.2 LD5635 ATE Ceramic



LEXUS, TOYOTA

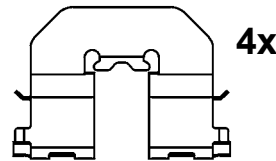


AKE

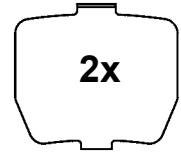


24918 15,0

115,2 x 45,7 x 15,0



4x



2x

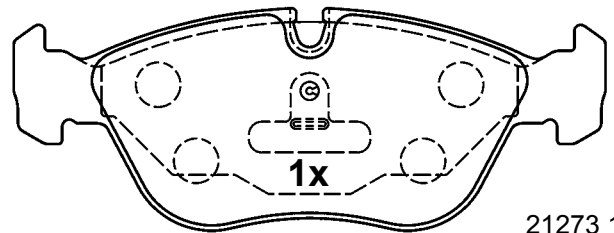
13.0470-7053.2 LD7053 ATE Ceramic



VOLVO



ATE



21273 19,5

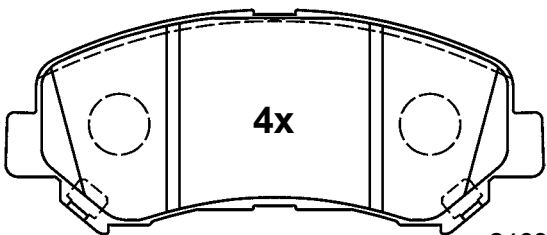
13.0470-5652.2 LD5652 ATE Ceramic



NISSAN

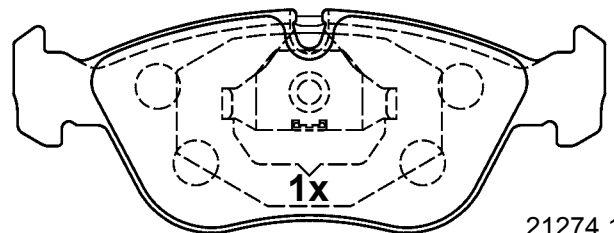


ATE



24632 17,0

142,0 x 59,0 x 17,0



21274 19,5

156,3 x 58,5 x 19,5

Abbildungen Scheibenbremsbeläge

Illustrations disc brake pads - Illustrazioni pastiglie freno -

Illustrations plaquettes de frein - Ilustraciones pastillas de freno



Maßstab - scale - scala - échelle - escala 1:2

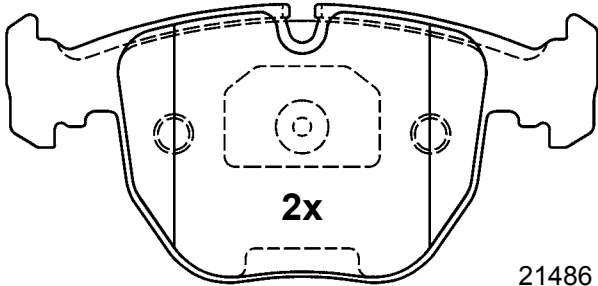
13.0470-7078.2 LD7078 ATE Ceramic



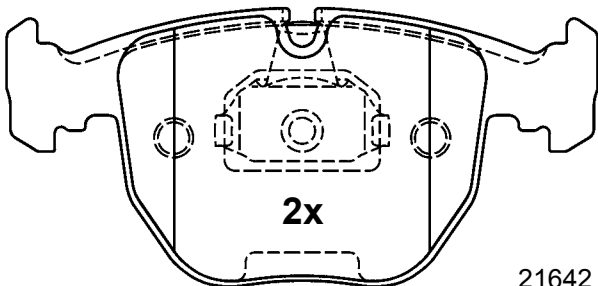
BMW



ATE



21486 19,3



21642 19,3

156,3 x 73,2 x 19,3

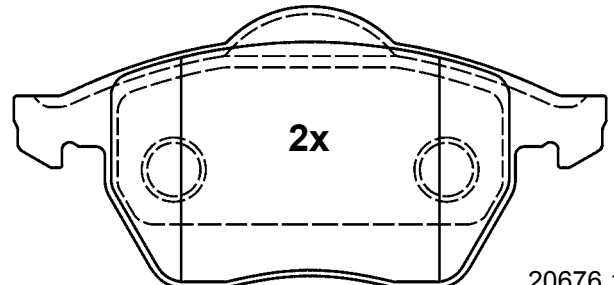
13.0470-7081.2 LD7081 ATE Ceramic



AUDI, SEAT, SKODA,
VOLKSWAGEN

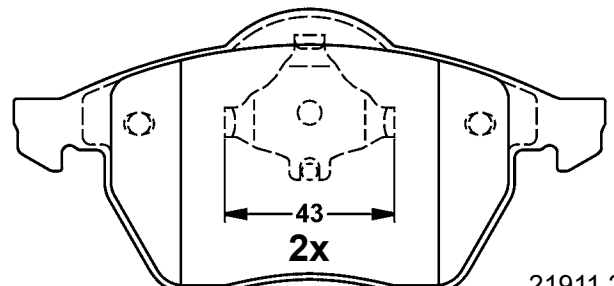


ATE



20676 19,8

156,3 x 74,0 x 19,8



21911 20,3

156,3 x 74,0 x 20,3

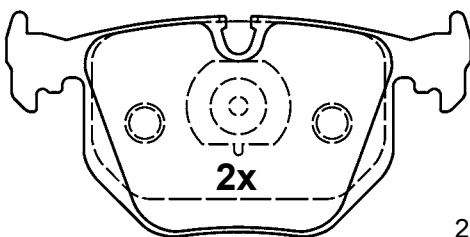
13.0470-7079.2 LD7079 ATE Ceramic



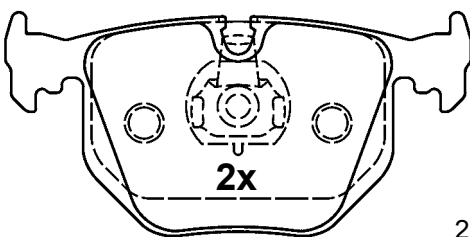
BMW, LAND ROVER



ATE



21282 17,3



21487 17,3

123,0 x 59,2 x 17,3

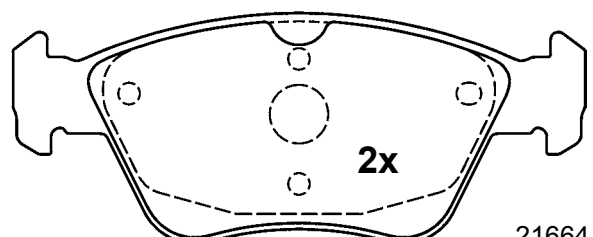
13.0470-7086.2 LD7086 ATE Ceramic



MERCEDES BENZ

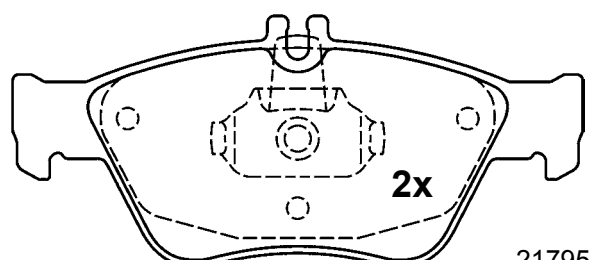


ATE



21664 19,8

151,3 x 59,8 x 19,8

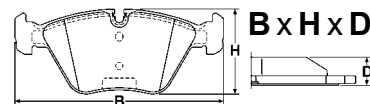


21795 19,8

150,1 x 66,2 x 19,8

Abbildungen Scheibenbremsbeläge

Illustrations disc brake pads - Illustrazioni pastiglie freno -
Illustrations plaquettes de frein - Ilustraciones pastillas de freno



Maßstab - scale - scala - échelle - escala 1:2

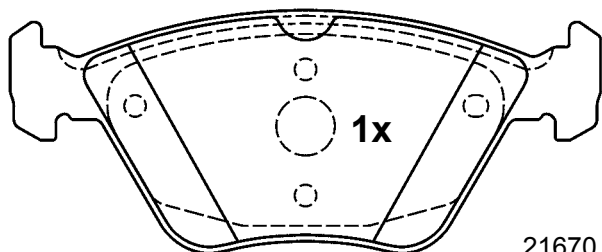
13.0470-7087.2 LD7087 ATE Ceramic



CHRYSLER, MERCEDES BENZ



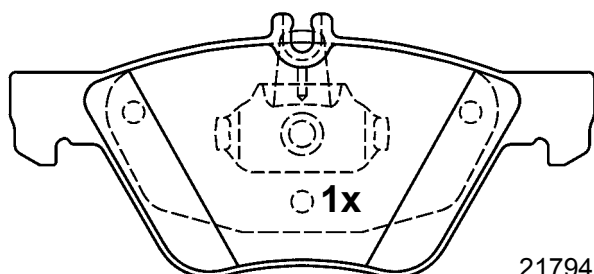
ATE



1x

21670 19,4

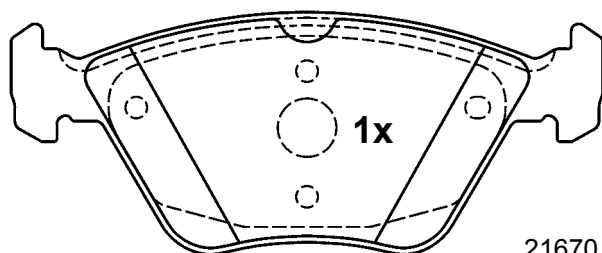
156,3 x 63,5 x 19,4



1x

21794 19,4

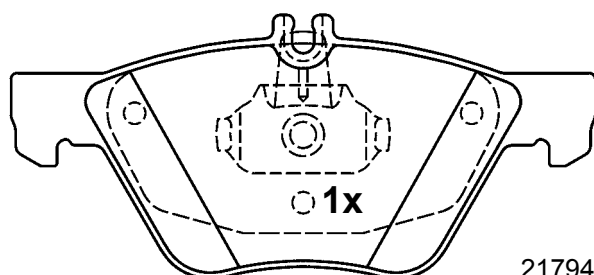
155,1 x 69,3 x 19,4



1x

21670 19,4

156,3 x 63,5 x 19,4



1x

21794 19,4

155,1 x 69,3 x 19,4

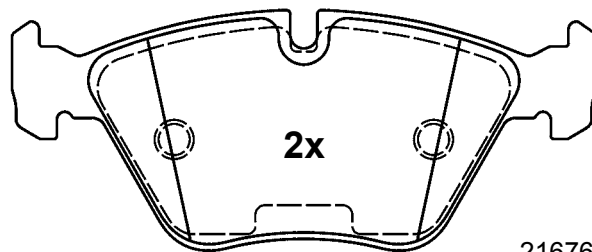
13.0470-7089.2 LD7089 ATE Ceramic



BMW



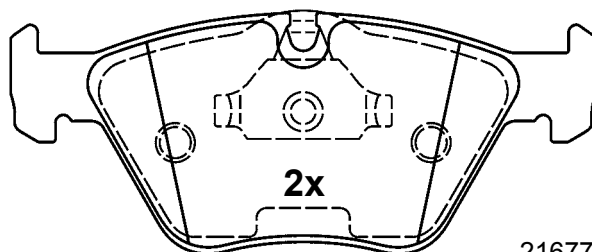
ATE



2x

21676 20,3

154,6 x 63,5 x 20,3



2x

21677 20,3

155,1 x 63,5 x 20,3

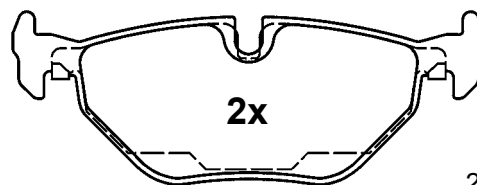
13.0470-7090.2 LD7090 ATE Ceramic



BMW

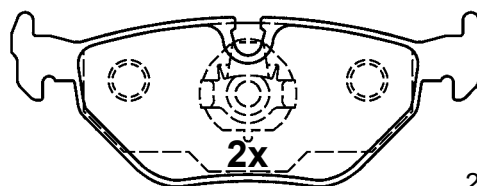


ATE



2x

21891 17,3



2x

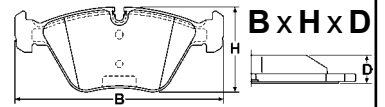
21691 17,3

123,0 x 44,9 x 17,3

Abbildungen Scheibenbremsbeläge

Illustrations disc brake pads - Illustrazioni pastiglie freno -

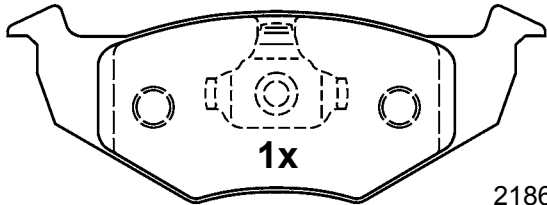
Illustrations plaquettes de frein - Ilustraciones pastillas de freno



Maßstab - scale - scala - échelle - escala 1:2

13.0470-7100.2 LD7100 ATE Ceramic

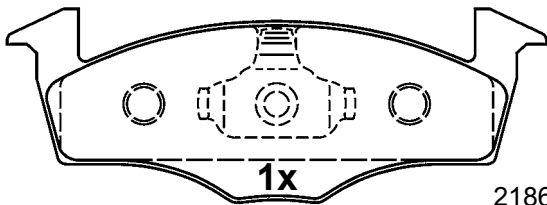
SEAT, SKODA, VOLKSWAGEN



1x

21866 17,2

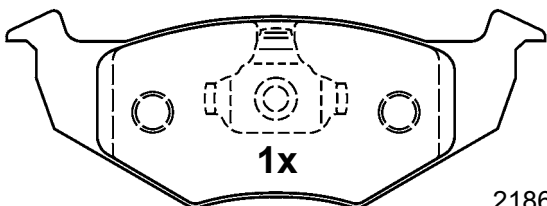
141,8 x 51,2 x 17,2



1x

21868 17,2

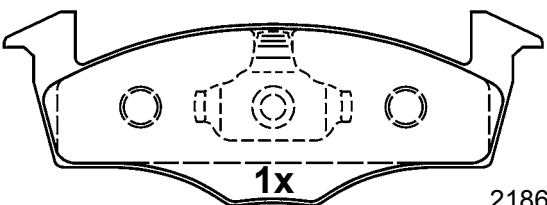
141,8 x 50,6 x 17,2



1x

21866 17,2

141,8 x 51,2 x 17,2



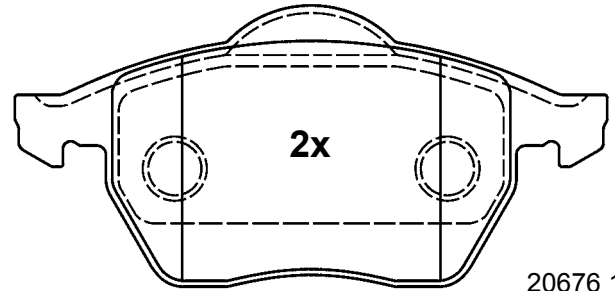
1x

21868 17,2

141,8 x 50,6 x 17,2

13.0470-7110.2 LD7110 ATE Ceramic

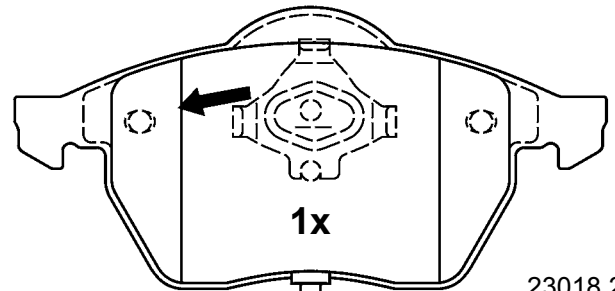
AUDI, SEAT, SKODA, VOLKSWAGEN



2x

20676 19,8

156,3 x 74,0 x 19,8

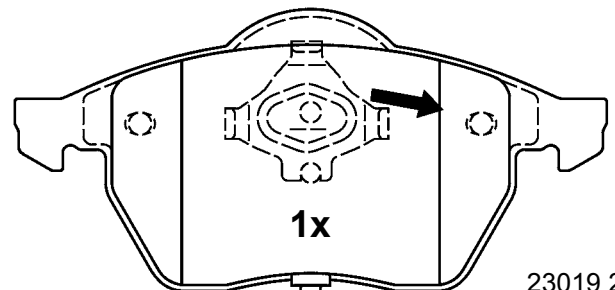


1x

23018 20,3

200mm

156,3 x 74,0 x 20,3



1x

23019 20,3

200mm

156,3 x 74,0 x 20,3

Abbildungen Scheibenbremsbeläge

Illustrations disc brake pads - Illustrazioni pastiglie freno -

Illustrations plaquettes de frein - Ilustraciones pastillas de freno



Maßstab - scale - scala - échelle - escala 1:2

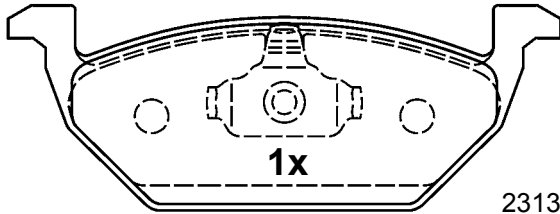
13.0470-7111.2 LD7111 ATE Ceramic



AUDI, SEAT, SKODA,
VOLKSWAGEN

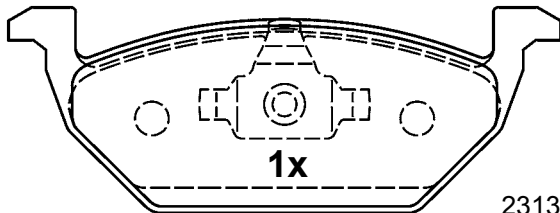


VW



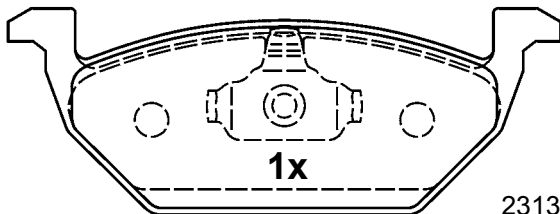
1x

23130 19,6



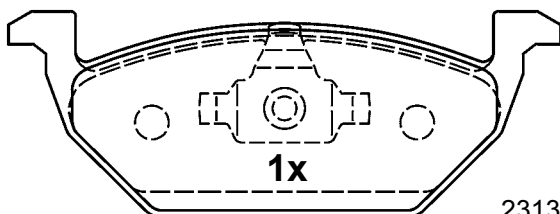
1x

23131 19,6



1x

23130 19,6



1x

23131 19,6

146,0 x 54,7 x 19,6

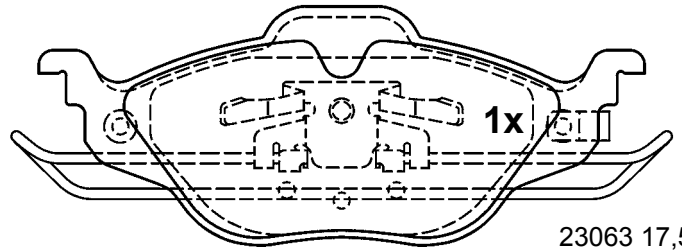
13.0470-7115.2 LD7115 ATE Ceramic



OPEL, VAUXHALL



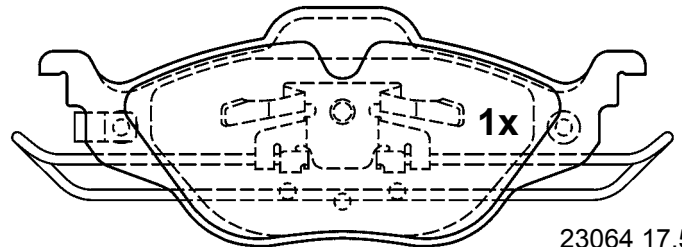
ATE



1x

23063 17,5

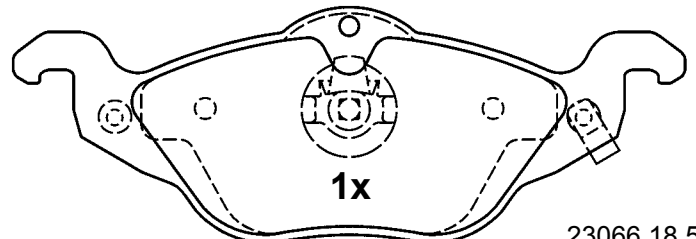
160,0 x 63,0 x 17,5



1x

23064 17,5

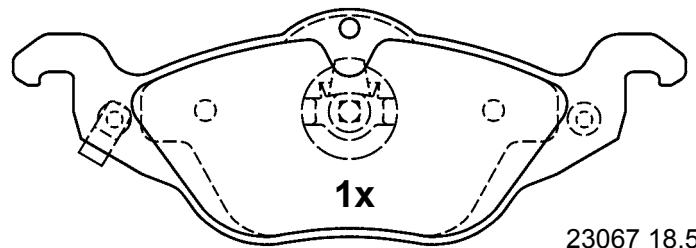
160,0 x 63,0 x 17,5



1x

23066 18,5

177,6 x 62,0 x 18,5



1x

23067 18,5

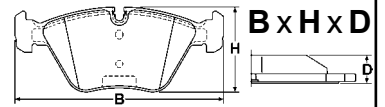
177,6 x 62,0 x 18,5



Abbildungen Scheibenbremsbeläge

Illustrations disc brake pads - Illustrazioni pastiglie freno -

Illustrations plaquettes de frein - Ilustraciones pastillas de freno



Maßstab - scale - scala - échelle - escala 1:2

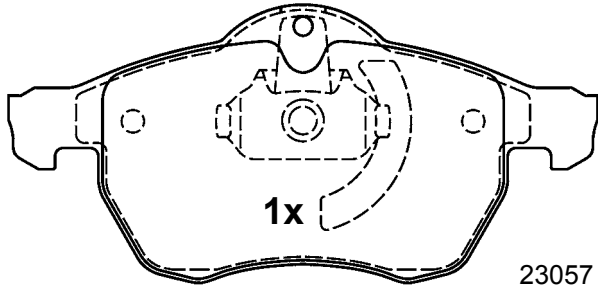
13.0470-7116.2 LD7116 ATE Ceramic



OPEL, VAUXHALL



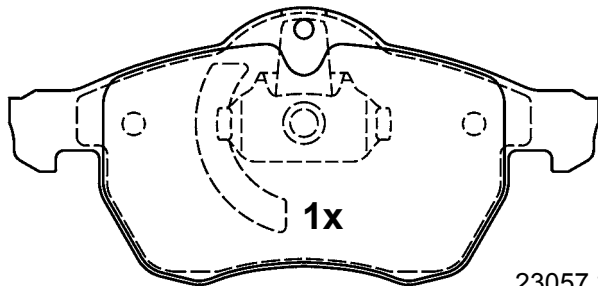
ATE



1x

23057 20,2

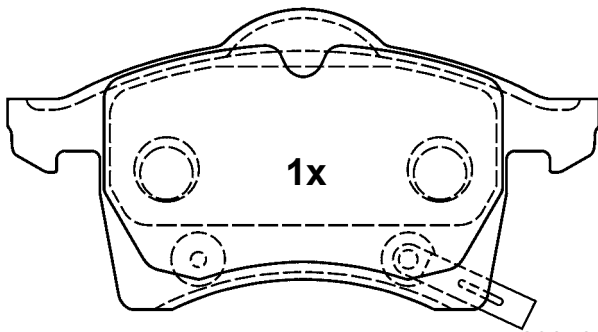
155,1 x 71,4 x 20,2



1x

23057 20,2

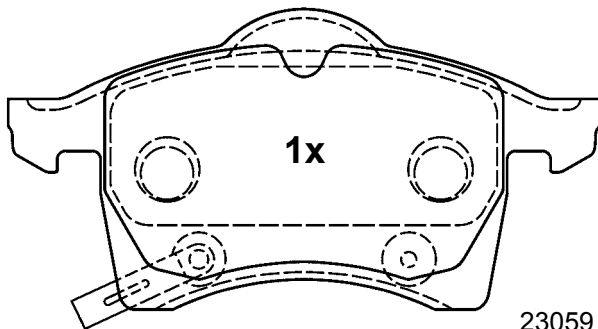
155,1 x 71,4 x 20,2



1x

23058 19,6

156,3 x 78,5 x 19,6



1x

23059 19,6

156,3 x 78,5 x 19,6

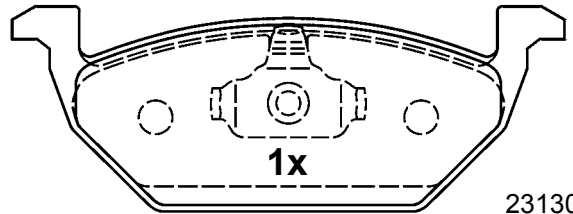
13.0470-7117.2 LD7117 ATE Ceramic



AUDI, SEAT, SKODA,
VOLKSWAGEN

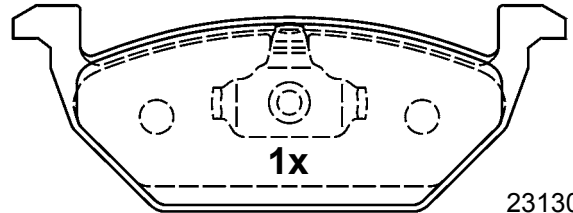


VW



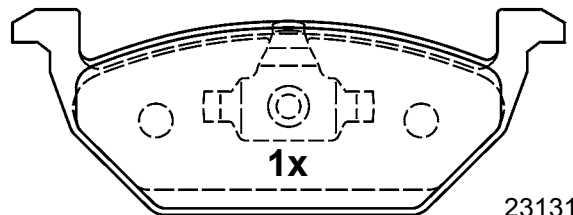
1x

23130 19,6



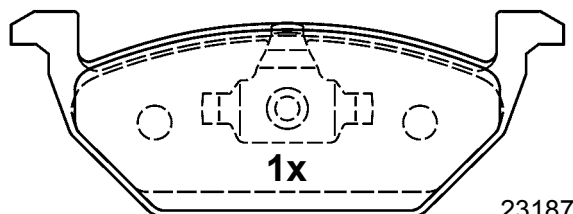
1x

23130 19,6



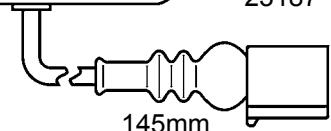
1x

23131 19,6



1x

23187 19,6



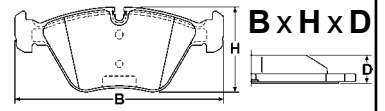
145mm

146,0 x 54,7 x 19,6

Abbildungen Scheibenbremsbeläge

Illustrations disc brake pads - Illustrazioni pastiglie freno -

Illustrations plaquettes de frein - Ilustraciones pastillas de freno



Maßstab - scale - scala - échelle - escala 1:2

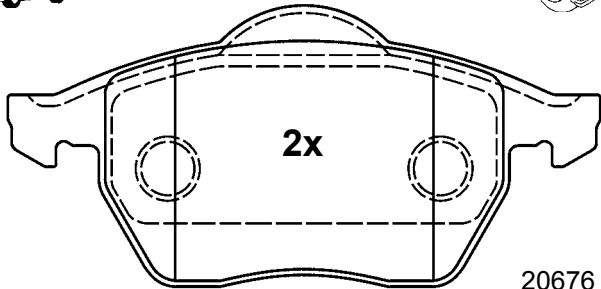
13.0470-7122.2 LD7122 ATE Ceramic



AUDI, SEAT, SKODA, VW



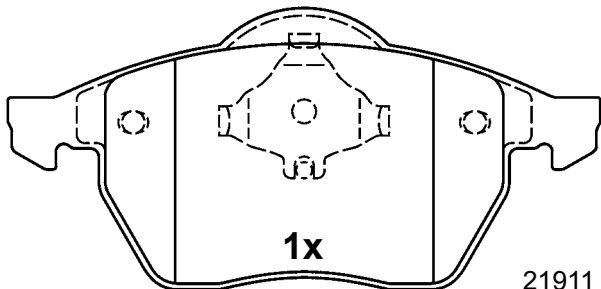
ATE



2x

156,3 x 74,0 x 19,8

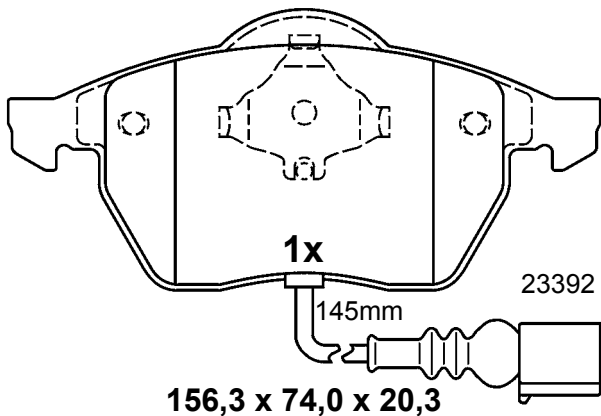
20676 19,8



1x

156,3 x 74,0 x 20,3

21911 20,3



1x

156,3 x 74,0 x 20,3

23392 20,3

145mm

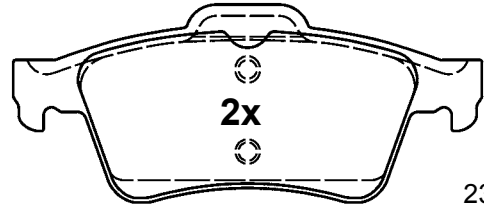
13.0470-7137.2 LD7137 ATE Ceramic



NISSAN, RENAULT

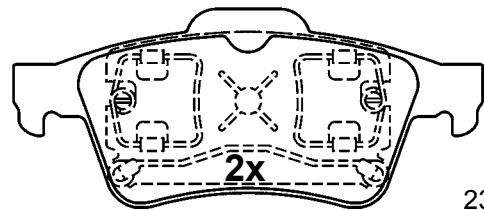


ATE



2x

23482 15,8



2x

123,0 x 51,9 x 15,8

23483 15,8

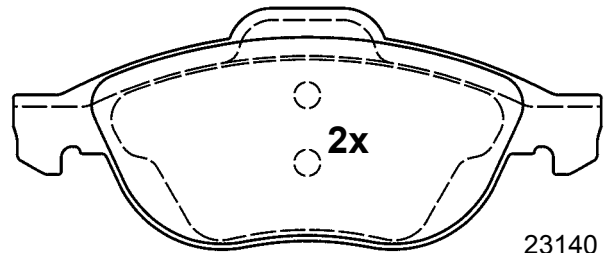
13.0470-7139.2 LD7139 ATE Ceramic



ALFA ROMEO, LANCIA



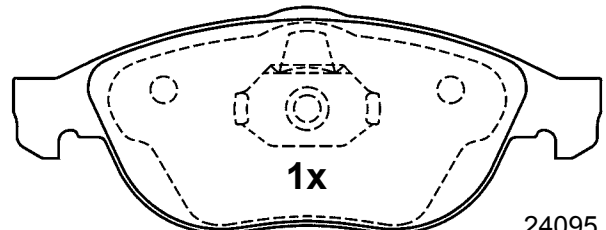
ATE



2x

156,3 x 63,8 x 19,4

23140 19,4



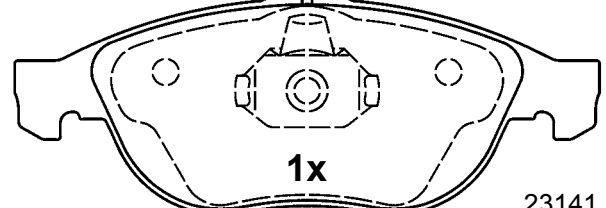
1x

155,1 x 59,3 x 19,4

24095 19,4



198mm



1x

155,1 x 59,3 x 19,4

23141 19,4

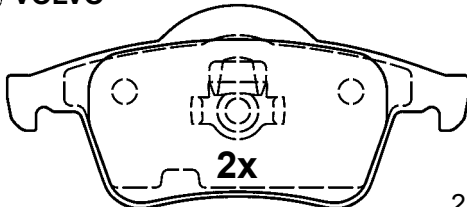
13.0470-7135.2 LD7135 ATE Ceramic



VOLVO



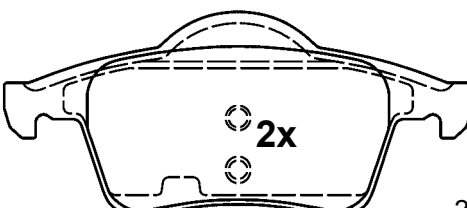
ATE



2x

122,4 x 53,7 x 17,5

23076 17,5



2x

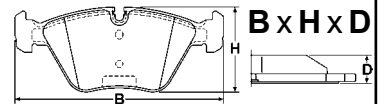
123,6 x 53,7 x 17,5

23077 17,5

Abbildungen Scheibenbremsbeläge

Illustrations disc brake pads - Illustrazioni pastiglie freno -

Illustrations plaquettes de frein - Ilustraciones pastillas de freno



Maßstab - scale - scala - échelle - escala 1:2

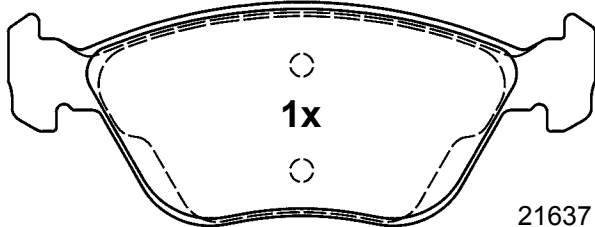
13.0470-7140.2 LD7140 ATE Ceramic



ALFA ROMEO, FIAT, LANCIA



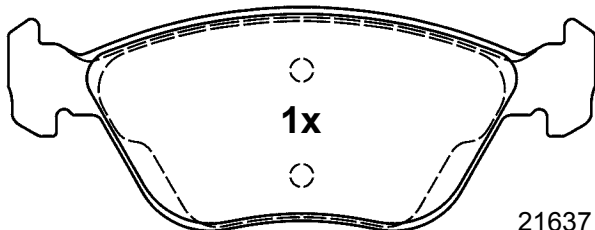
ATE



1x

21637 19,3

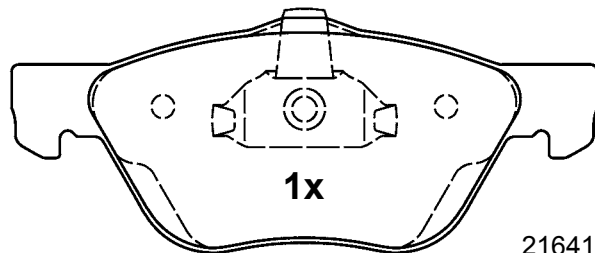
156,3 x 59,1 x 19,3



1x

21637 19,3

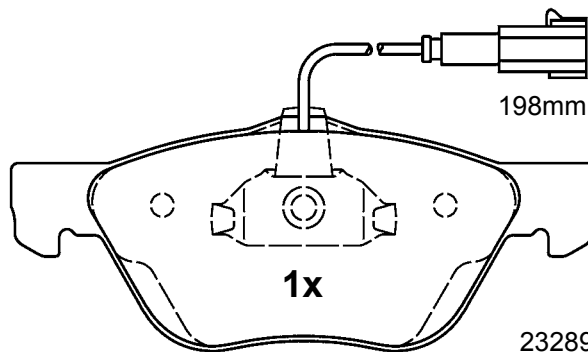
156,3 x 59,1 x 19,3



1x

21641 19,3

155,1 x 61,8 x 19,3



198mm

1x

23289 19,3

155,1 x 61,8 x 19,3

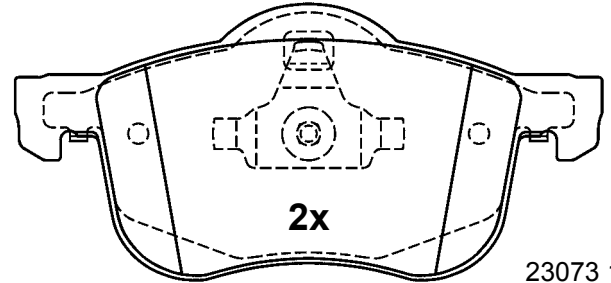
13.0470-7145.2 LD7145 ATE Ceramic



VOLVO



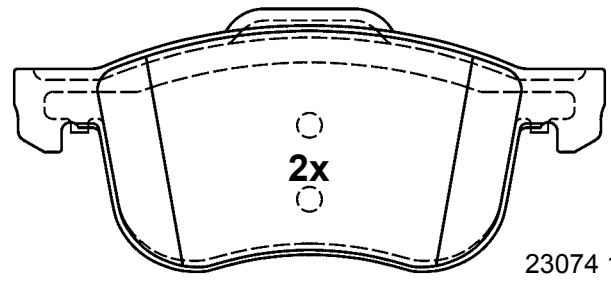
ATE



2x

23073 18,8

155,1 x 72,5 x 18,8



2x

23074 18,8

156,3 x 69,1 x 18,8

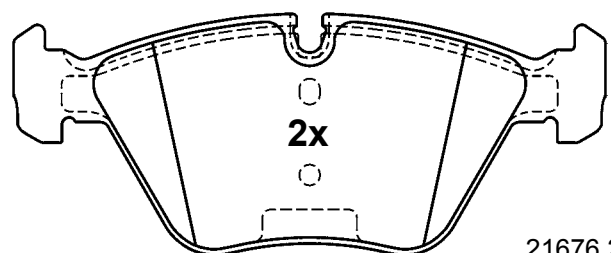
13.0470-7155.2 LD7155 ATE Ceramic



BMW, MG, ROVER



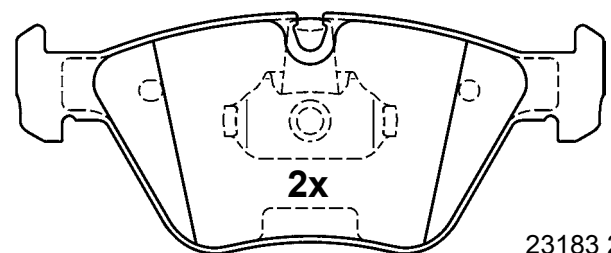
ATE



2x

21676 20,3

156,3 x 63,5 x 20,3



2x

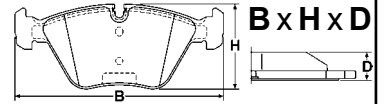
23183 20,3

155,1 x 63,5 x 20,3

Abbildungen Scheibenbremsbeläge

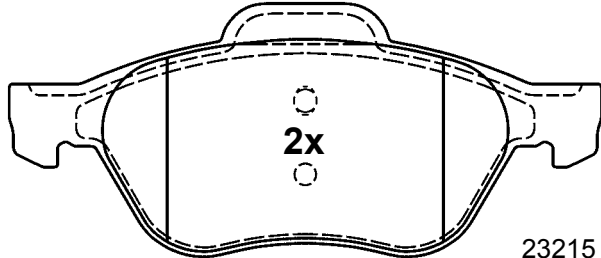
Illustrations disc brake pads - Illustrazioni pastiglie freno -

Illustrations plaquettes de frein - Ilustraciones pastillas de freno



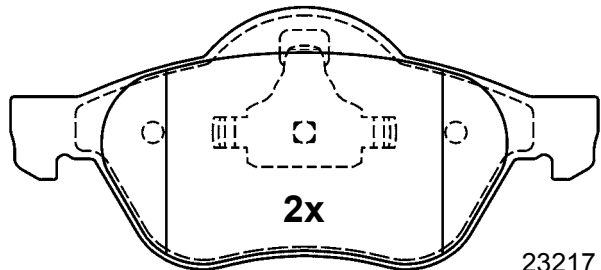
Maßstab - scale - scala - échelle - escala 1:2

13.0470-7157.2 LD7157 ATE Ceramic



156,3 x 66,8 x 18,3

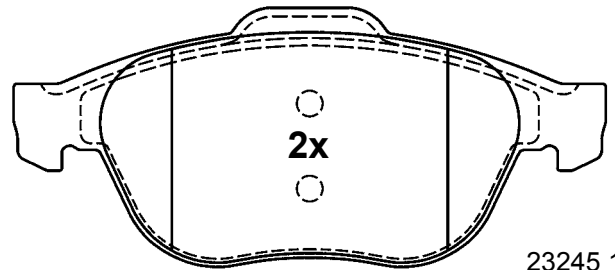
23215 18,3



155,1 x 68,9 x 18,3

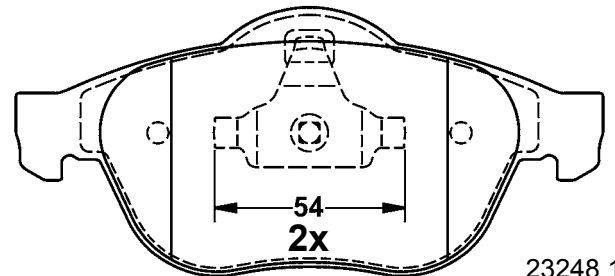
23217 18,3

13.0470-7159.2 LD7159 ATE Ceramic



156,3 x 68,3 x 18,3

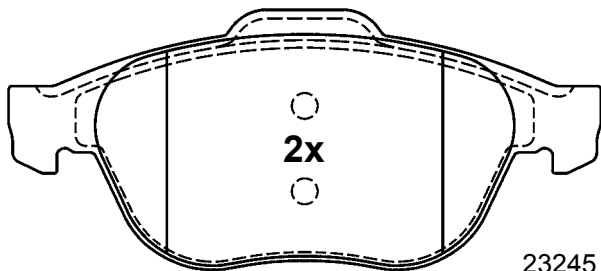
23245 18,3



155,1 x 70,8 x 18,3

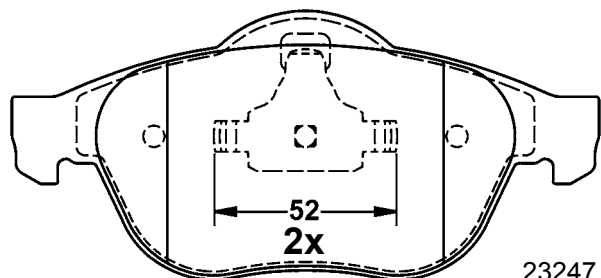
23248 18,3

13.0470-7158.2 LD7158 ATE Ceramic



156,3 x 68,3 x 18,3

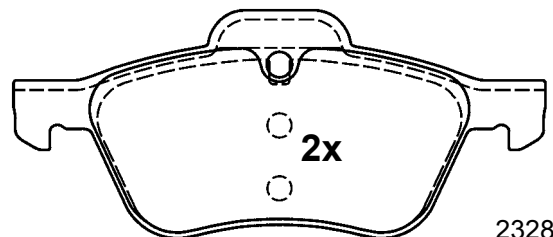
23245 18,3



155,1 x 70,8 x 18,3

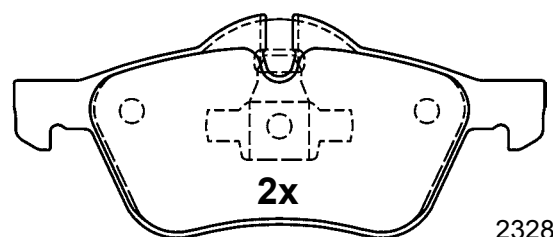
23247 18,3

13.0470-7161.2 LD7161 ATE Ceramic



140,1 x 59,8 x 18,3

23281 18,3



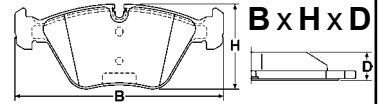
140,1 x 58,7 x 18,3

23282 18,3

Abbildungen Scheibenbremsbeläge

Illustrations disc brake pads - Illustrazioni pastiglie freno -

Illustrations plaquettes de frein - Ilustraciones pastillas de freno

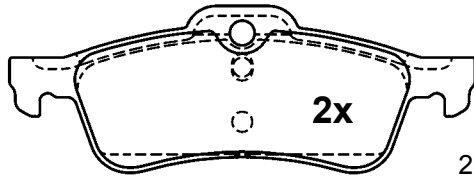


Maßstab - scale - scala - échelle - escala 1:2

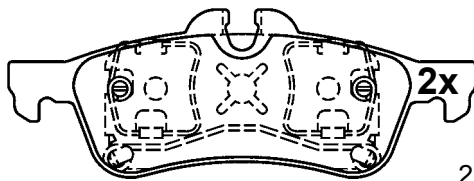
13.0470-7162.2 LD7162 ATE Ceramic



MINI



23716 15,8



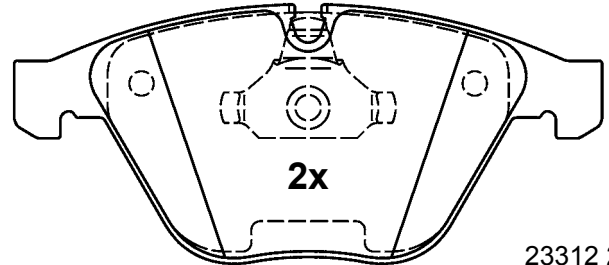
23717 15,8

123,0 x 43,8 x 15,8

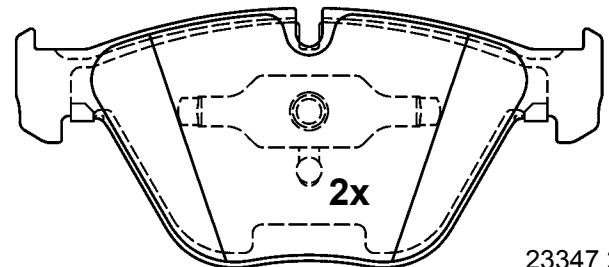
13.0470-7167.2 LD7167 ATE Ceramic



BMW



23312 20,3



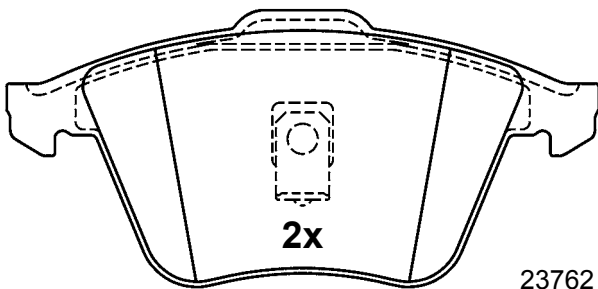
23347 20,3

155,1 x 68,3 x 20,3

13.0470-7166.2 LD7166 ATE Ceramic

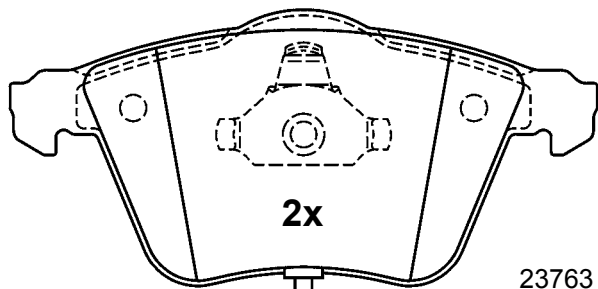


AUDI



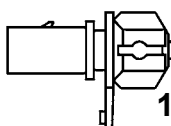
23762 20,4

156,3 x 72,9 x 20,4



23763 20,4

200mm

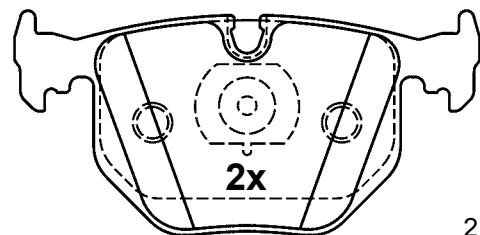


155,1 x 72,9 x 20,4

13.0470-7168.2 LD7168 ATE Ceramic

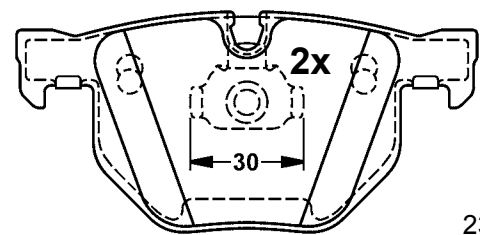


BMW



21282 17,3

123,0 x 59,2 x 17,3



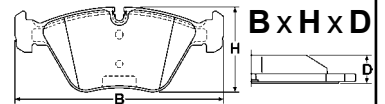
23447 17,3

121,8 x 57,8 x 17,3

Abbildungen Scheibenbremsbeläge

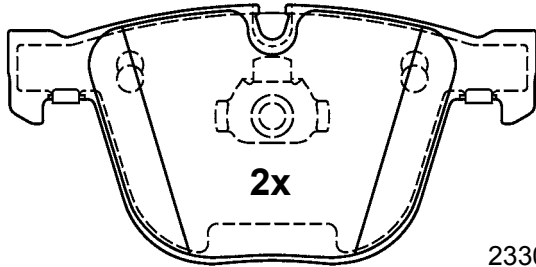
Illustrations disc brake pads - Illustrazioni pastiglie freno -

Illustrations plaquettes de frein - Ilustraciones pastillas de freno

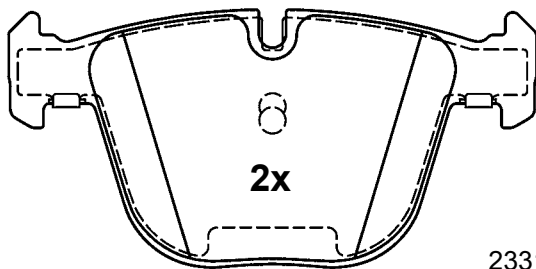


Maßstab - scale - scala - échelle - escala 1:2

13.0470-7169.2 LD7169 ATE Ceramic



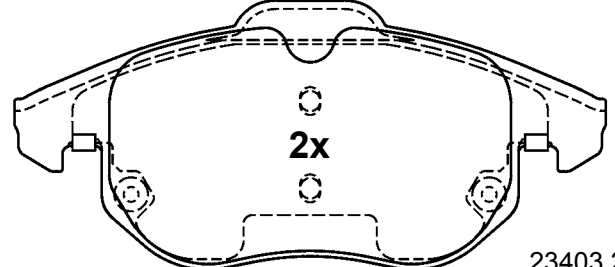
23309 17,3



23310 17,3

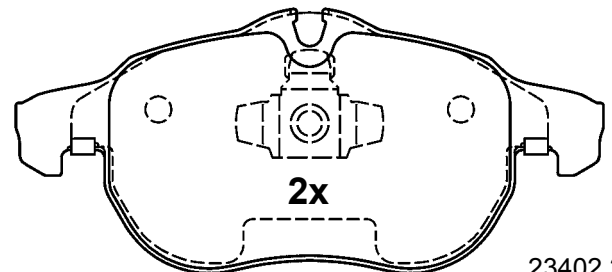
139,5 x 67,8 x 17,3

13.0470-7172.2 LD7172 ATE Ceramic



23403 20,1

156,3 x 70,7 x 20,1



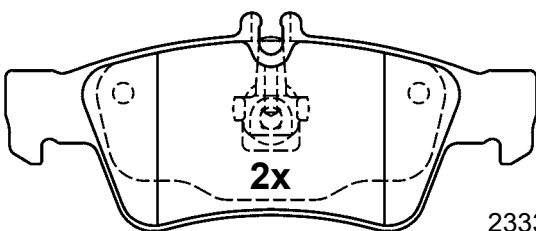
23402 20,1

155,1 x 69,6 x 20,1

13.0470-7171.2 LD7171 ATE Ceramic

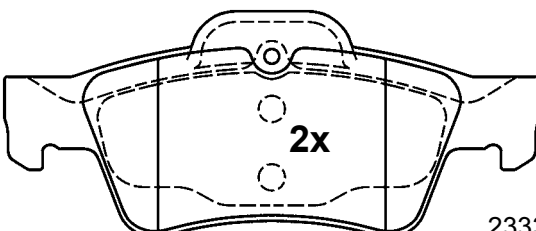


MERCEDES BENZ



23334 16,7

140,1 x 57,5 x 16,7



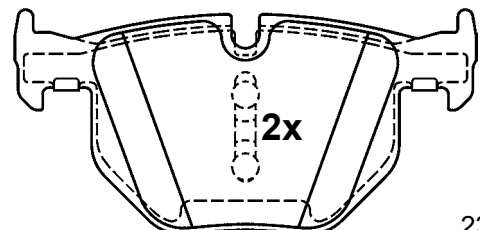
23335 16,7

141,3 x 59,4 x 16,7

13.0470-7174.2 LD7174 ATE Ceramic

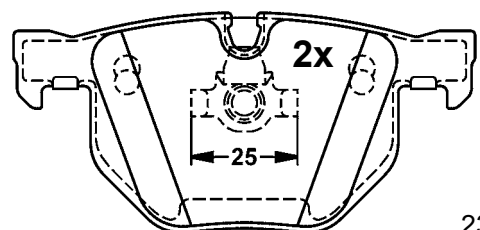


BMW



23732 17,3

121,8 x 59,2 x 17,3



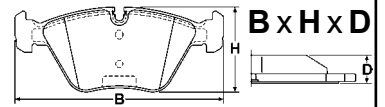
23737 17,3

121,8 x 57,8 x 17,3

Abbildungen Scheibenbremsbeläge

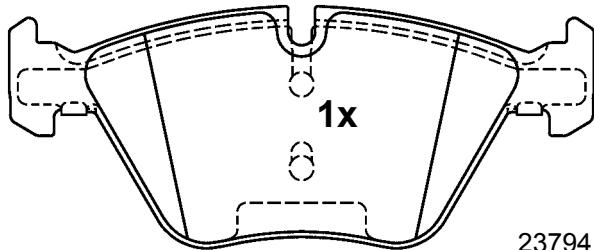
Illustrations disc brake pads - Illustrazioni pastiglie freno -

Illustrations plaquettes de frein - Ilustraciones pastillas de freno



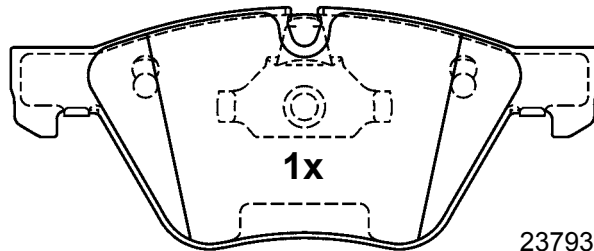
Maßstab - scale - scala - échelle - escala 1:2

13.0470-7176.2 LD7176 ATE Ceramic



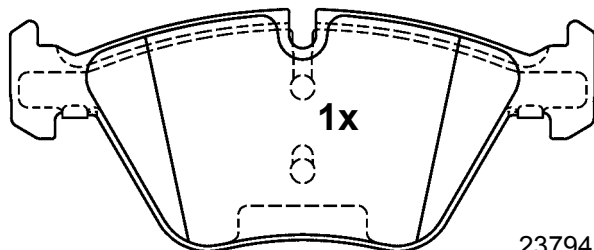
154,6 x 63,5 x 20,3

23794 20,3



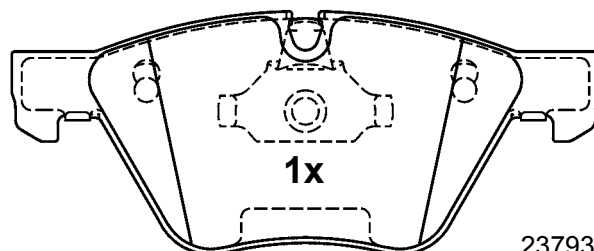
155,1 x 63,5 x 20,3

23793 20,3



154,6 x 63,5 x 20,3

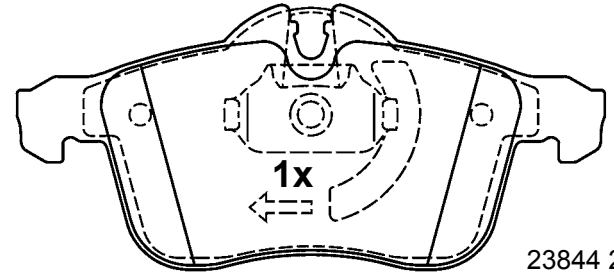
23794 20,3



155,1 x 63,5 x 20,3

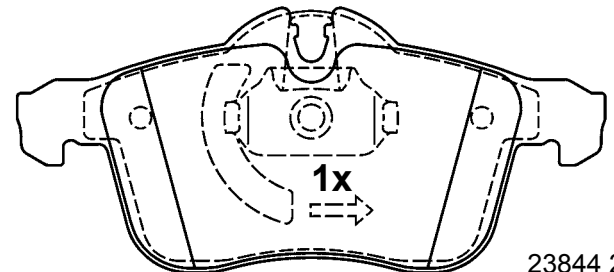
23793 20,3

13.0470-7179.2 LD7179 ATE Ceramic



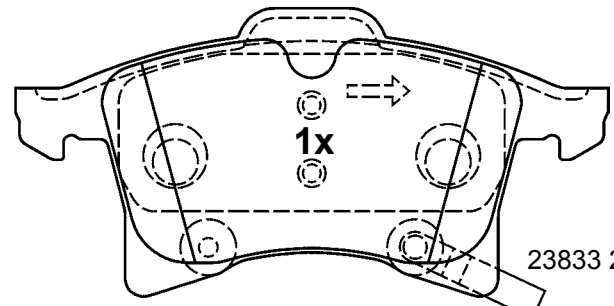
155,1 x 70,0 x 20,5

23844 20,5



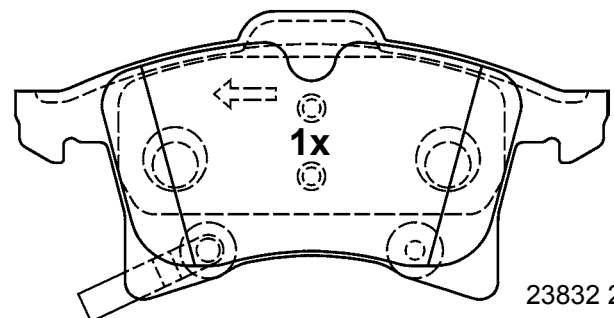
155,1 x 70,0 x 20,5

23844 20,5



156,3 x 76,0 x 20,2

23833 20,2



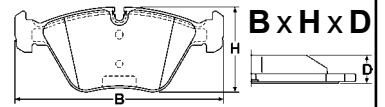
156,3 x 76,0 x 20,2

23832 20,2

Abbildungen Scheibenbremsbeläge

Illustrations disc brake pads - Illustrazioni pastiglie freno -

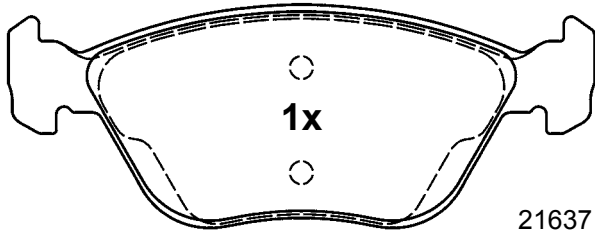
Illustrations plaquettes de frein - Ilustraciones pastillas de freno



Maßstab - scale - scala - échelle - escala 1:2

13.0470-7181.2 LD7181 ATE Ceramic

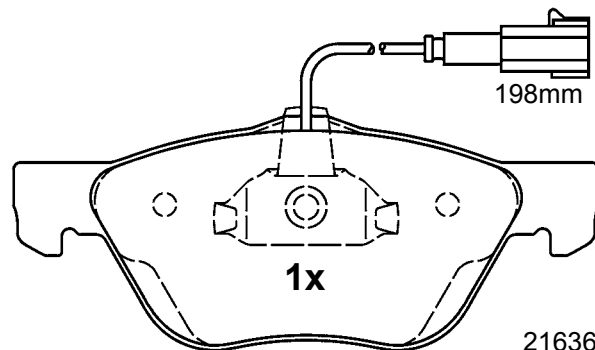
ALFA ROMEO



1x

21637 19,3

156,3 x 59,1 x 19,3

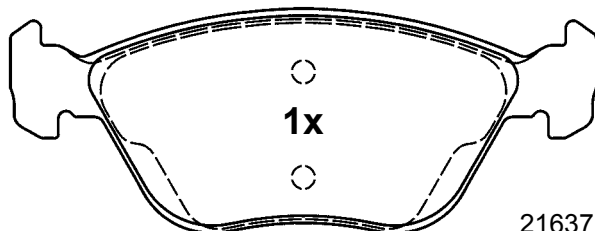


198mm

1x

21636 19,3

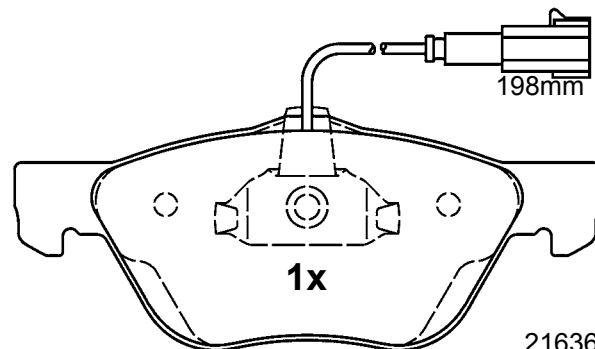
155,1 x 61,8 x 19,3



1x

21637 19,3

156,3 x 59,1 x 19,3



198mm

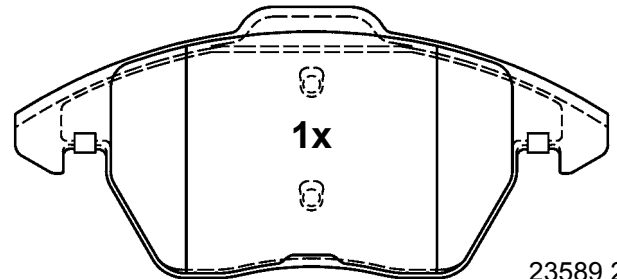
1x

21636 19,3

155,1 x 61,8 x 19,3

13.0470-7184.2 LD7184 ATE Ceramic

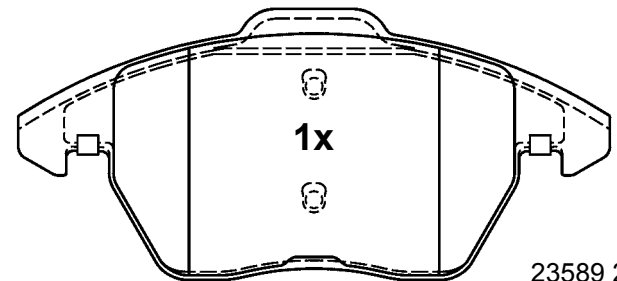
AUDI, SEAT, SKODA
VOLKSWAGEN



1x

23589 20,6

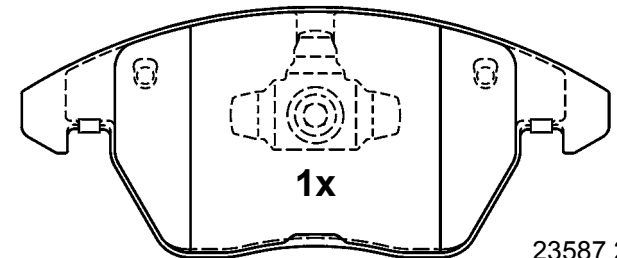
156,3 x 71,3 x 20,6



1x

23589 20,6

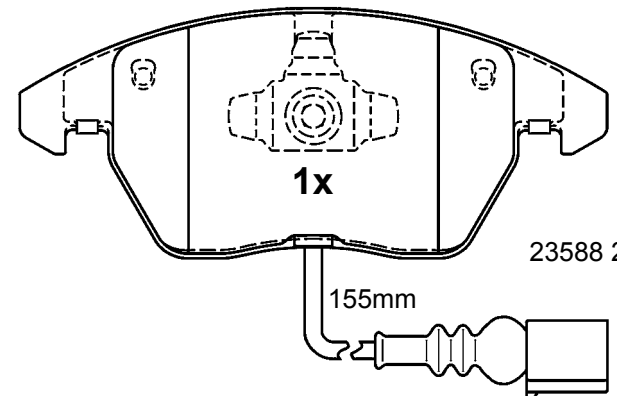
156,3 x 71,3 x 20,6



1x

23587 20,6

155,1 x 66,0 x 20,6



1x

23588 20,6

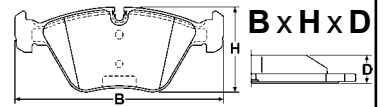
155mm

155,1 x 66,0 x 20,6

Abbildungen Scheibenbremsbeläge

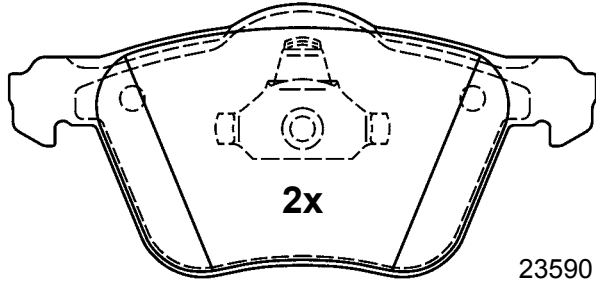
Illustrations disc brake pads - Illustrazioni pastiglie freno -

Illustrations plaquettes de frein - Ilustraciones pastillas de freno



Maßstab - scale - scala - échelle - escala 1:2

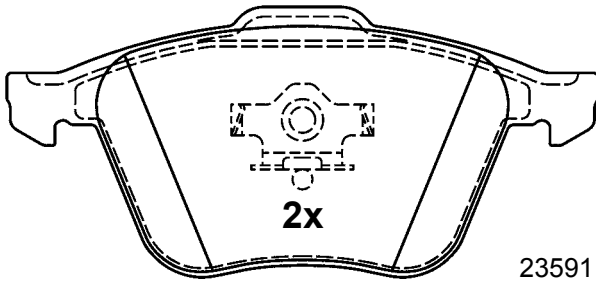
13.0470-7187.2 LD7187 ATE Ceramic



2x

23590 19,5

155,1 x 72,0 x 19,5

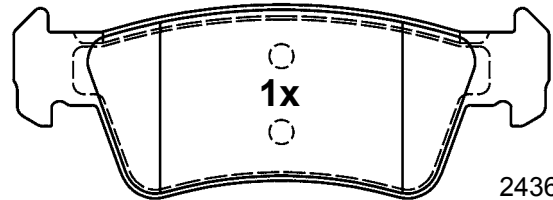


2x

23591 18,0

156,3 x 71,0 x 18,0

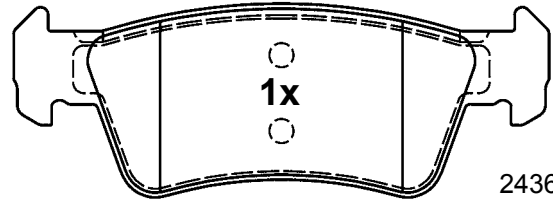
13.0470-7190.2 LD7190 ATE Ceramic



1x

24367 19,1

141,3 x 50,9 x 19,1

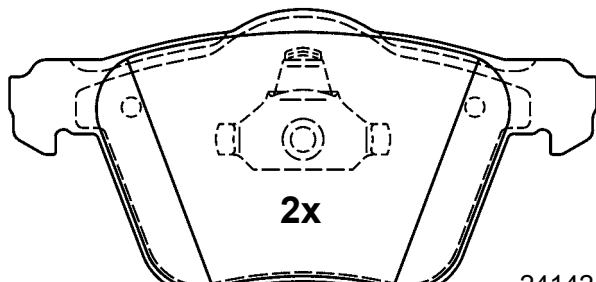


1x

24367 19,1

141,3 x 50,9 x 19,1

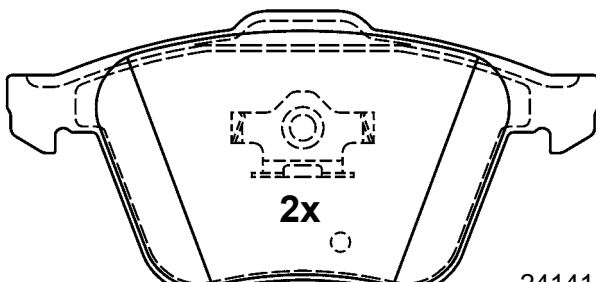
13.0470-7188.2 LD7188 ATE Ceramic



2x

24142 20,6

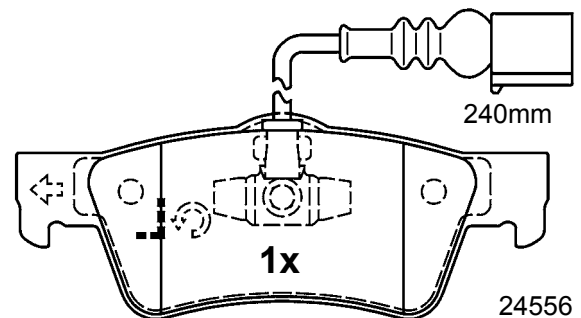
155,1 x 75,1 x 20,6



2x

24141 19,1

156,3 x 74,1 x 19,1

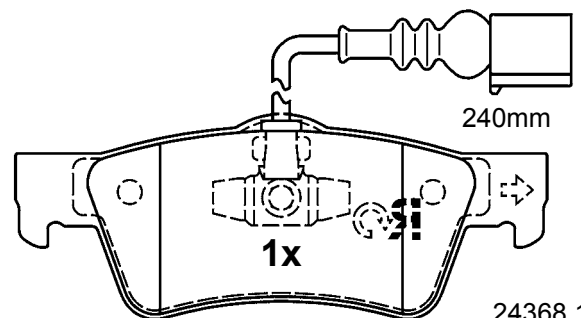


240mm

1x

24556 19,1

140,7 x 53,9 x 19,1



240mm

1x

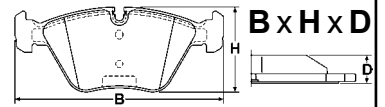
24368 19,1

140,7 x 53,9 x 19,1

Abbildungen Scheibenbremsbeläge

Illustrations disc brake pads - Illustrazioni pastiglie freno -

Illustrations plaquettes de frein - Ilustraciones pastillas de freno



Maßstab - scale - scala - échelle - escala 1:2

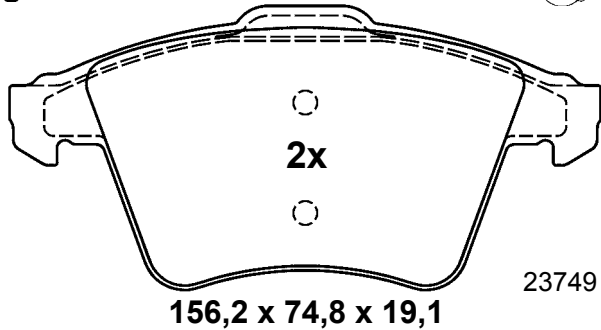
13.0470-7191.2 LD7191 ATE Ceramic



VOLKSWAGEN

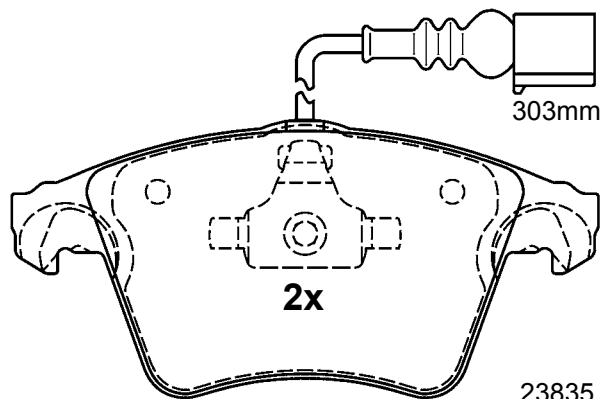


ATE



156,2 x 74,8 x 19,1

23749 19,1



155,0 x 73,3 x 19,6

23835 19,6

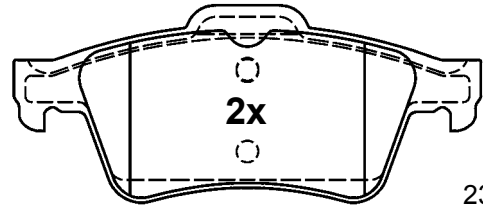
13.0470-7194.2 LD7194 ATE Ceramic



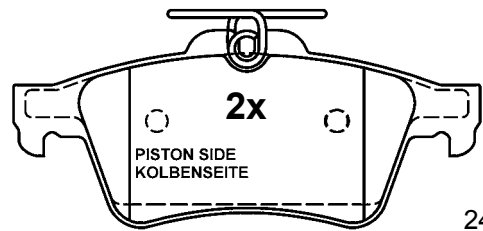
FORD, OPEL, SAAB, VAUXHALL



ATE

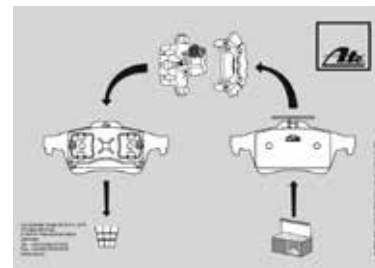


23482 16,6



24137 16,6

123,0 x 52,0 x 16,6



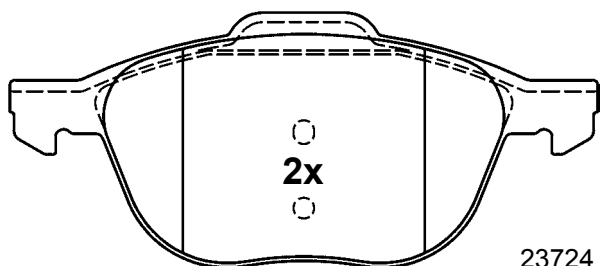
13.0470-7193.2 LD7193 ATE Ceramic



FORD, MAZDA, VOLVO

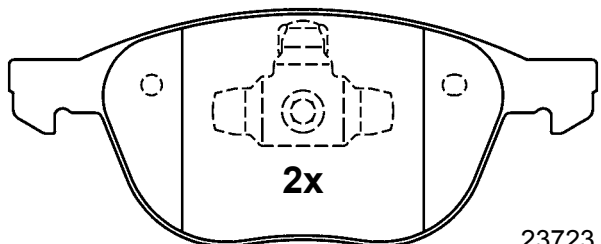


ATE



156,3 x 67,0 x 17,5

23724 18,1



155,1 x 62,4 x 18,1

23723 18,1

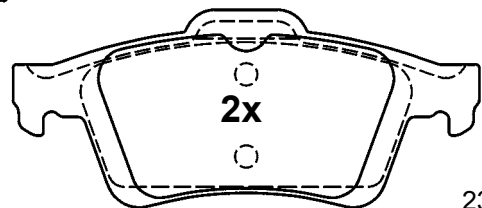
13.0470-7195.2 LD7195 ATE Ceramic



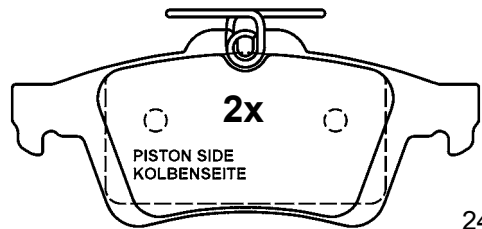
FORD, MAZDA, VOLVO



ATE

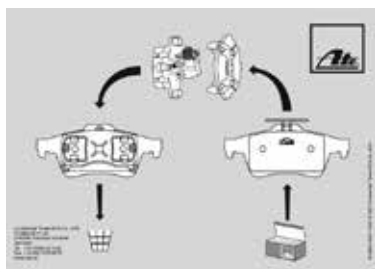


23482 16,6



24137 16,6

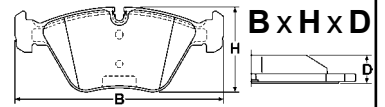
123,0 x 52,0 x 16,6



Abbildungen Scheibenbremsbeläge

Illustrations disc brake pads - Illustrazioni pastiglie freno -

Illustrations plaquettes de frein - Ilustraciones pastillas de freno



Maßstab - scale - scala - échelle - escala 1:2

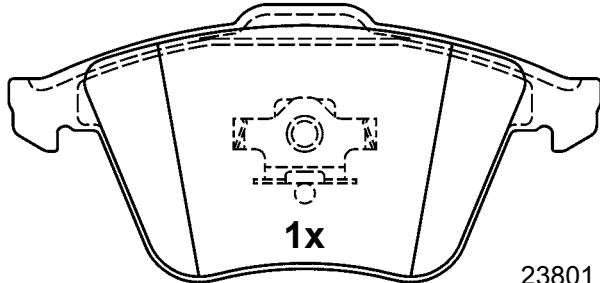
13.0470-7200.2 LD7200 ATE Ceramic



AUDI, SEAT, SKODA,
VOLKSWAGEN



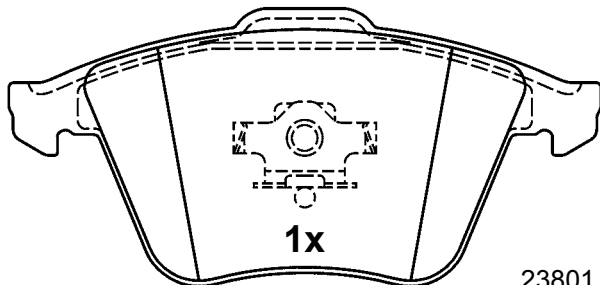
ATE



1x

23801 20,3

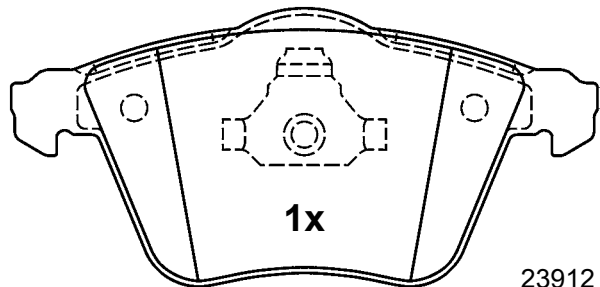
156,3 x 72,9 x 20,3



1x

23801 20,3

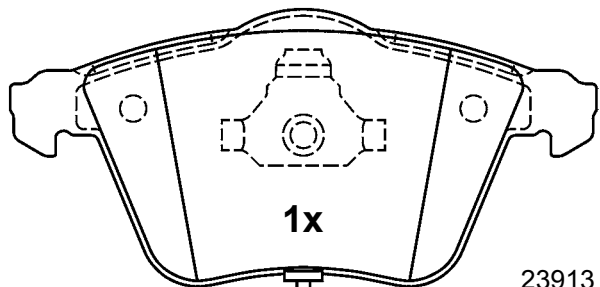
156,3 x 72,9 x 20,3



1x

23912 20,3

155,1 x 72,9 x 20,3



1x

23913 20,3

177,5mm

155,1 x 72,9 x 20,3

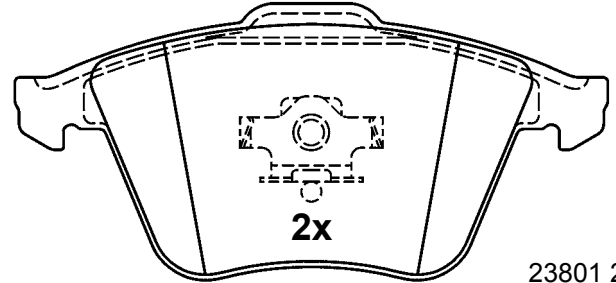
13.0470-7201.2 LD7201 ATE Ceramic



AUDI, SEAT



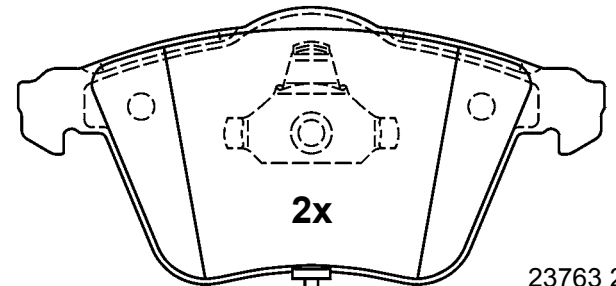
ATE



2x

23801 20,3

156,3 x 72,9 x 20,3



2x

23763 20,3

242,5mm

155,1 x 72,9 x 20,3

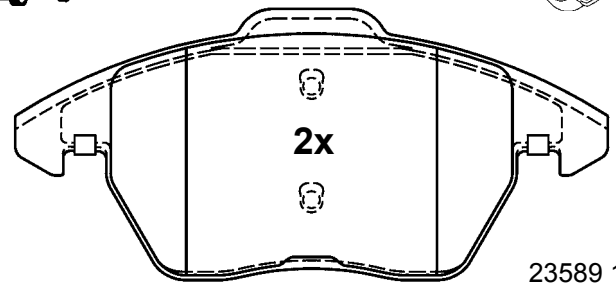
13.0470-7202.2 LD7202 ATE Ceramic



CITROEN, PEUGEOT



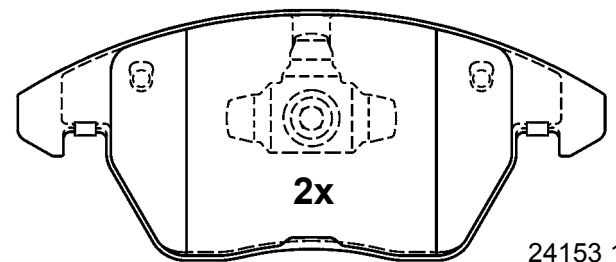
ATE



2x

23589 19,1

156,3 x 71,3 x 19,1



2x

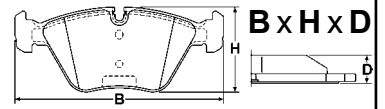
24153 19,1

155,1 x 66,0 x 19,1

Abbildungen Scheibenbremsbeläge

Illustrations disc brake pads - Illustrazioni pastiglie freno -

Illustrations plaquettes de frein - Ilustraciones pastillas de freno



Maßstab - scale - scala - échelle - escala 1:2

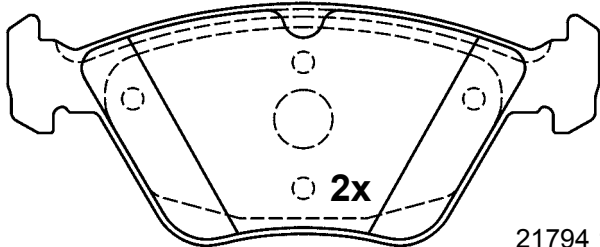
13.0470-7203.2 LD7203 ATE Ceramic



MERCEDES BENZ

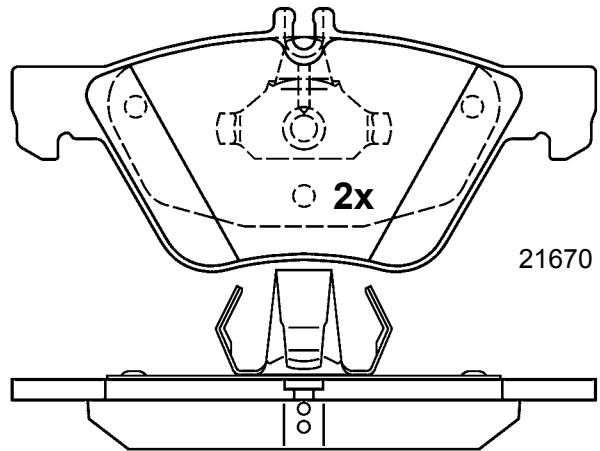


ATE



156,3 x 63,1 x 19,3

21794 19,3



155,1 x 69,3 x 19,3

21670 19,3

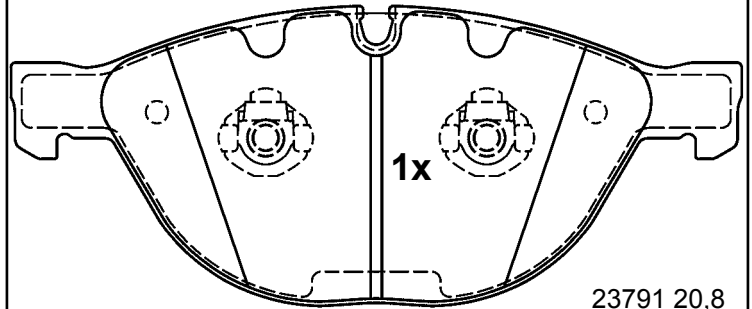
13.0470-7210.2 LD7210 ATE Ceramic



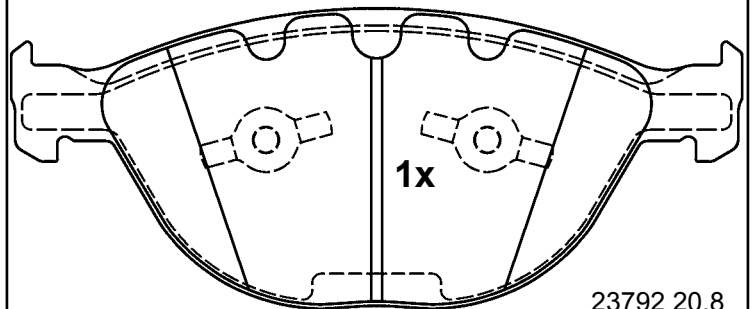
BMW



ATE



23791 20,8



23792 20,8

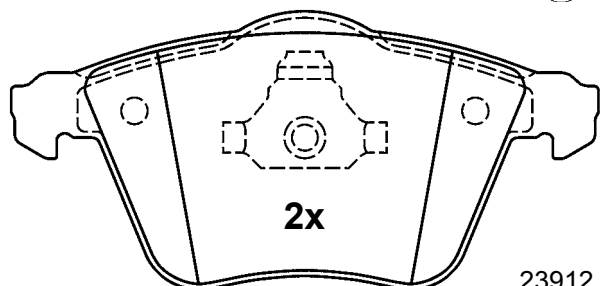
13.0470-7204.2 LD7204 ATE Ceramic



FORD, MAZDA, SAAB, VOLVO

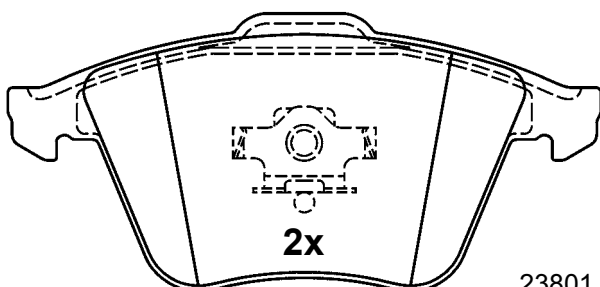


ATE



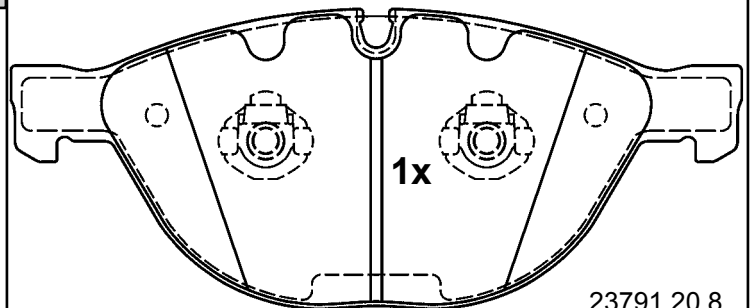
155,1 x 72,9 x 18,8

23912 18,8

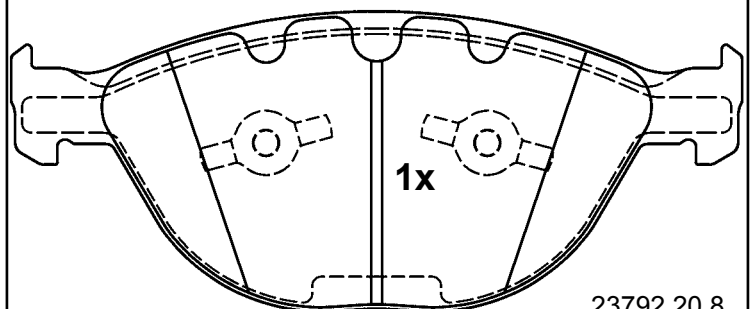


156,3 x 72,9 x 18,8

23801 18,8



23791 20,8



23792 20,8

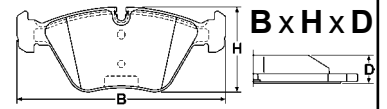
193,0 x 79,0 x 20,8



Abbildungen Scheibenbremsbeläge

Illustrations disc brake pads - Illustrazioni pastiglie freno -

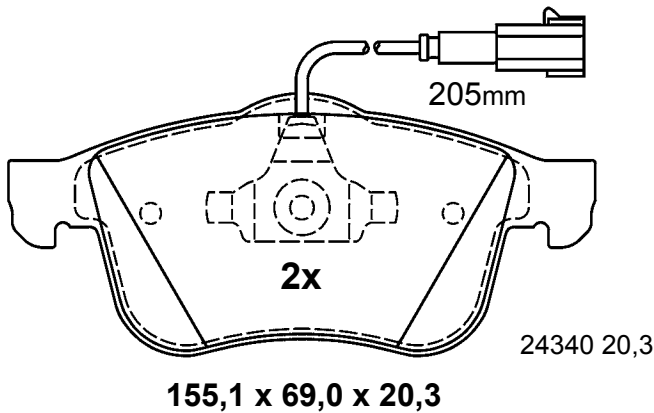
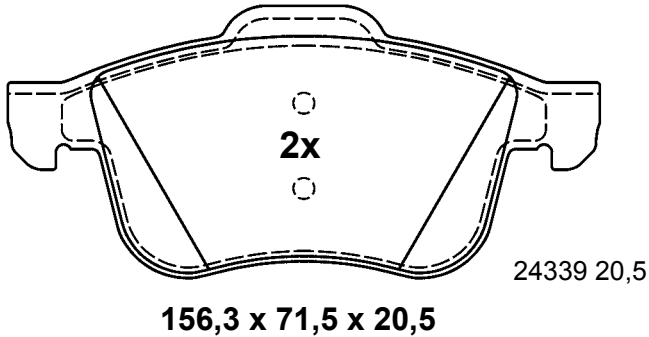
Illustrations plaquettes de frein - Ilustraciones pastillas de freno



Maßstab - scale - scala - échelle - escala 1:2

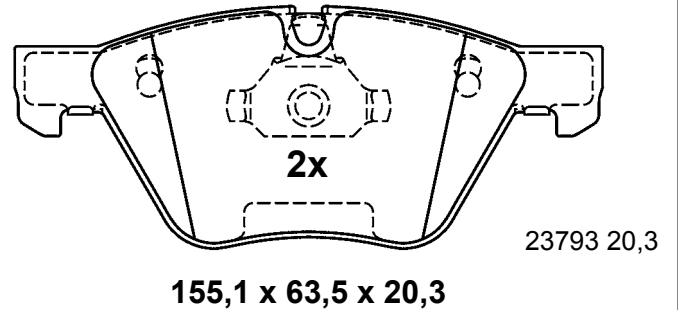
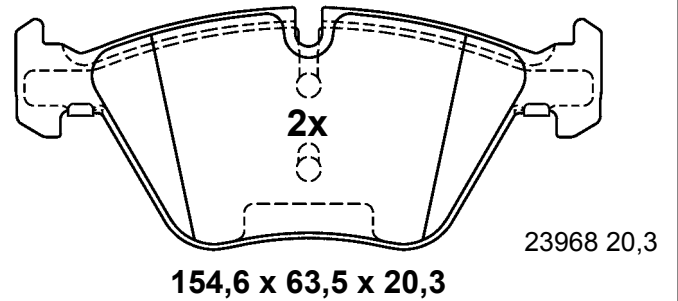
13.0470-7211.2 LD7211 ATE Ceramic

ALFA ROMEO



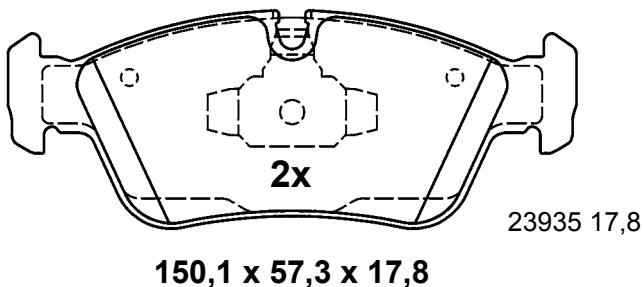
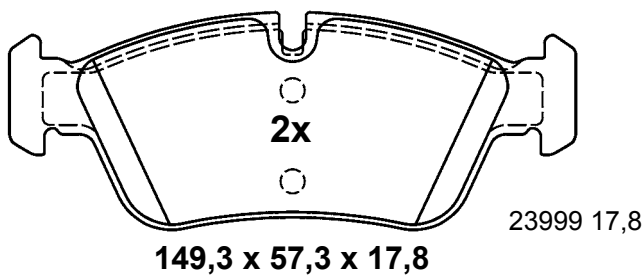
13.0470-7216.2 LD7216 ATE Ceramic

BMW



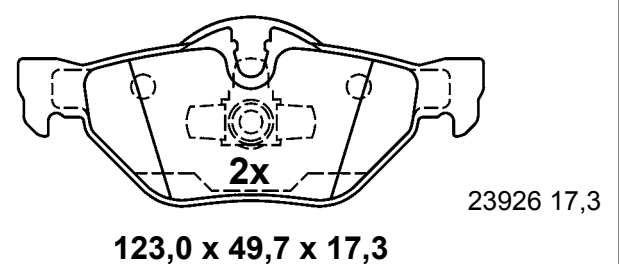
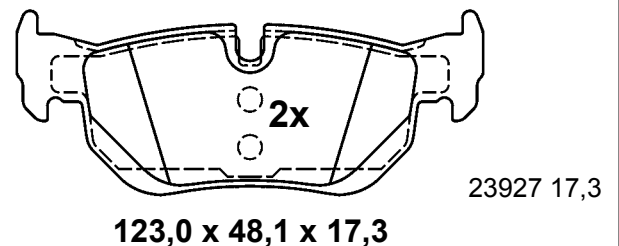
13.0470-7215.2 LD7215 ATE Ceramic

BMW



13.0470-7217.2 LD7217 ATE Ceramic

BMW





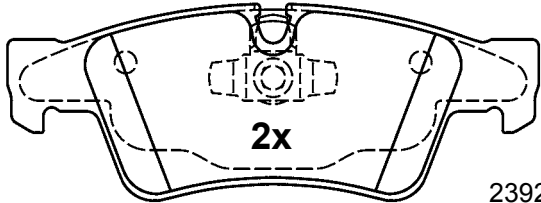
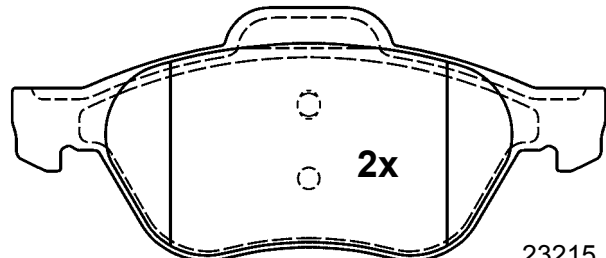
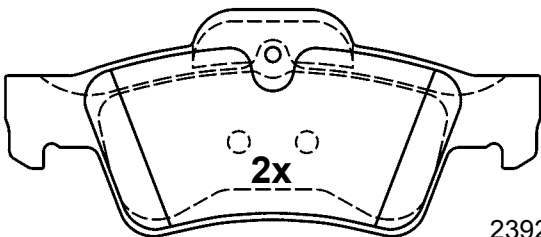
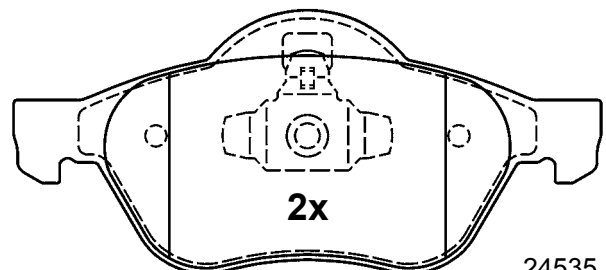




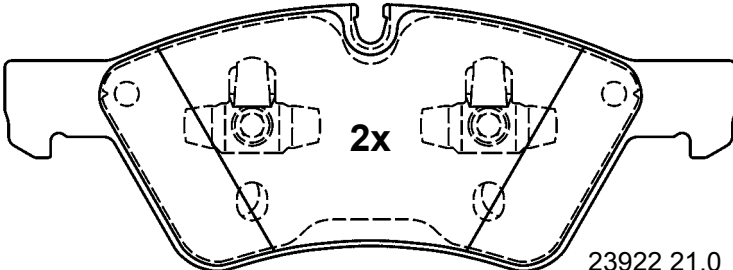
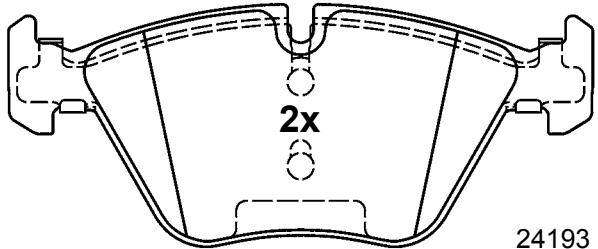
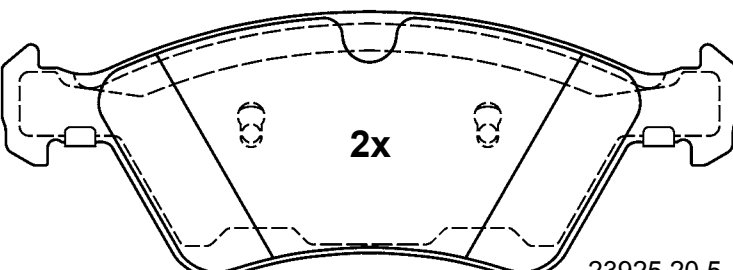
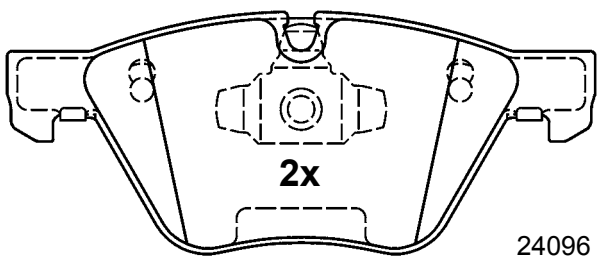


Abbildungen Scheibenbremsbeläge

Illustrations disc brake pads - Illustrazioni pastiglie freno -

Illustrations plaquettes de frein - Ilustraciones pastillas de freno



Maßstab - scale - scala - échelle - escala 1:2

13.0470-7219.2 LD7219 ATE Ceramic	13.0470-7221.2 LD7221 ATE Ceramic
<p>  MERCEDES BENZ  </p> <div style="display: flex; justify-content: space-around;"> <div data-bbox="151 425 694 683">  <p>2x</p> <p>23923 17,6</p> <p>140,1 x 51,6 x 17,6</p> </div> <div data-bbox="861 392 1468 705">  <p>2x</p> <p>23215 18,3</p> <p>156,3 x 66,8 x 18,3</p> </div> </div> <div style="display: flex; justify-content: space-around; margin-top: 20px;"> <div data-bbox="151 772 694 1064">  <p>2x</p> <p>23924 17,6</p> <p>141,3 x 59,6 x 17,6</p> </div> <div data-bbox="861 772 1468 1108">  <p>2x</p> <p>24535 18,3</p> <p>155,1 x 68,9 x 18,3</p> </div> </div>	<p>  RENAULT  </p>
13.0470-7220.2 LD7220 ATE Ceramic	13.0470-7223.2 LD7223 ATE Ceramic
<p>  MERCEDES BENZ  </p> <div style="display: flex; justify-content: space-around;"> <div data-bbox="55 1344 790 1657">  <p>2x</p> <p>23922 21,0</p> <p>192,9 x 69,9 x 21,0</p> </div> <div data-bbox="869 1332 1468 1635">  <p>2x</p> <p>24193 20,3</p> <p>154,6 x 63,5 x 20,3</p> </div> </div> <div style="display: flex; justify-content: space-around; margin-top: 20px;"> <div data-bbox="55 1736 790 2060">  <p>2x</p> <p>23925 20,5</p> <p>194,3 x 70,0 x 20,5</p> </div> <div data-bbox="869 1713 1468 2027">  <p>2x</p> <p>24096 20,3</p> <p>155,1 x 63,5 x 20,3</p> </div> </div>	<p>  BMW  </p>



Abbildungen Scheibenbremsbeläge

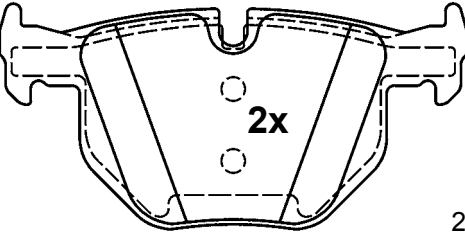
Illustrations disc brake pads - Illustrazioni pastiglie freno -

Illustrations plaquettes de frein - Ilustraciones pastillas de freno



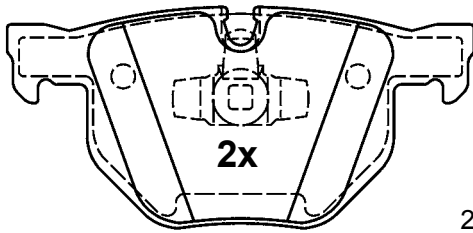
Maßstab - scale - scala - échelle - escala 1:2

13.0470-7225.2 LD7225 ATE Ceramic



2x
123,0 x 59,2 x 17,3

23551 17,3



2x
123,0 x 58,0 x 17,3

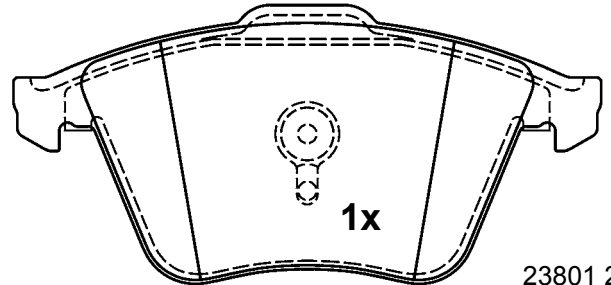
23550 17,3



13.0470-7227.2 LD7227 ATE Ceramic

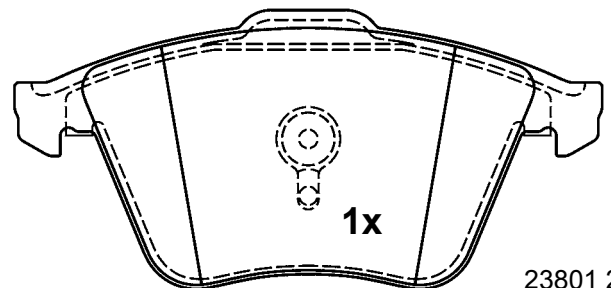


AUDI, SEAT, VOLKSWAGEN



1x
156,3 x 72,9 x 20,3

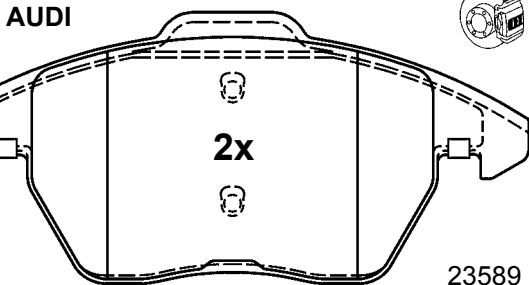
23801 20,3



1x
156,3 x 72,9 x 20,3

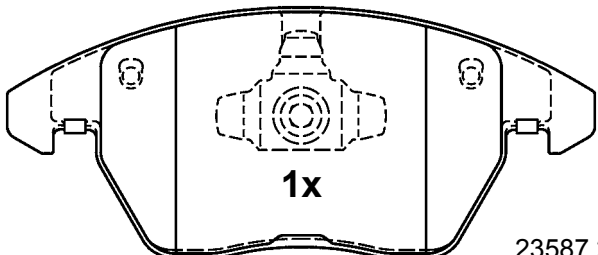
23801 20,3

13.0470-7226.2 LD7226 ATE Ceramic



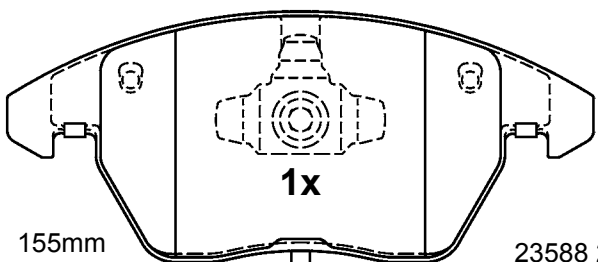
2x
155,1 x 71,3 x 20,4

23589 20,4



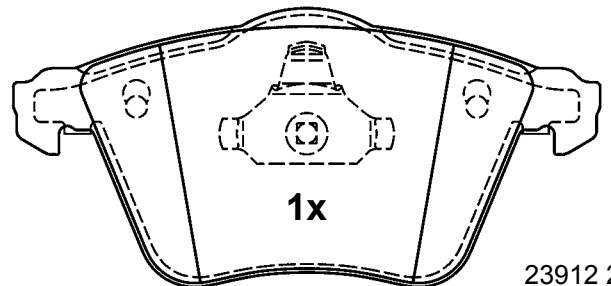
1x
155,1 x 66,0 x 20,8

23587 20,8



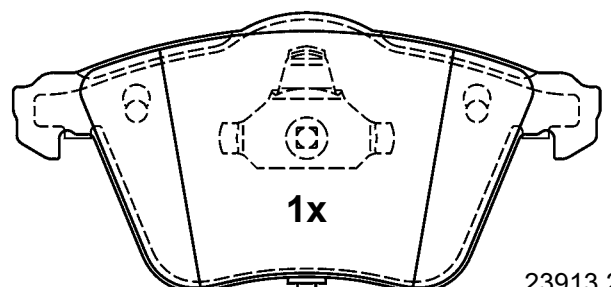
155mm
1x
155,1 x 66,0 x 20,8

23588 20,8



1x
155,1 x 72,9 x 20,3

23912 20,3



1x
155,1 x 72,9 x 20,3

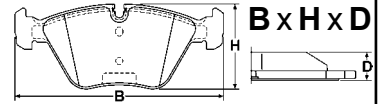
23913 20,3

175mm

Abbildungen Scheibenbremsbeläge

Illustrations disc brake pads - Illustrazioni pastiglie freno -

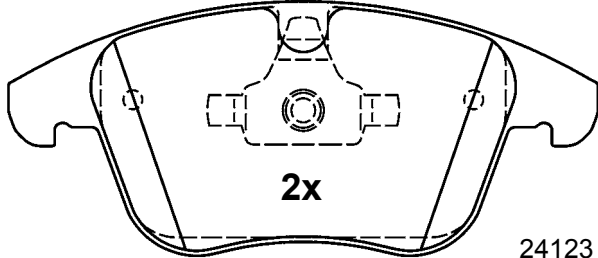
Illustrations plaquettes de frein - Ilustraciones pastillas de freno



Maßstab - scale - scala - échelle - escala 1:2

13.0470-7228.2 LD7228 ATE Ceramic

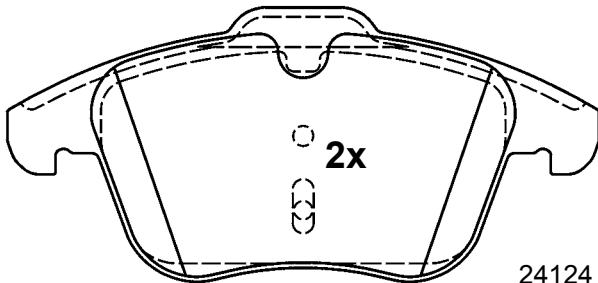
 FORD, LAND ROVER, VOLVO



2x

24123 20,3

155,1 x 66,6 x 20,3



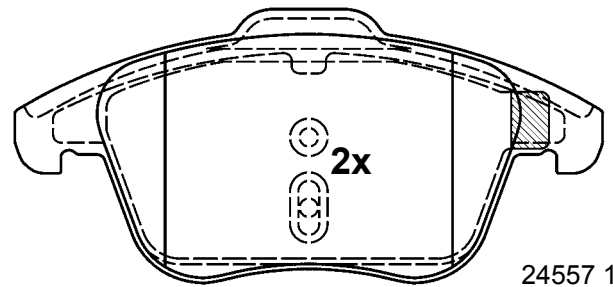
2x

24124 19,3

156,3 x 72,0 x 19,3

13.0470-7230.2 LD7230 ATE Ceramic

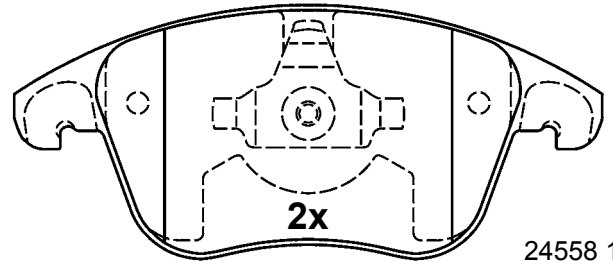
 CITROEN, PEUGEOT



2x

24557 19,4

155,1 x 72,0 x 19,4



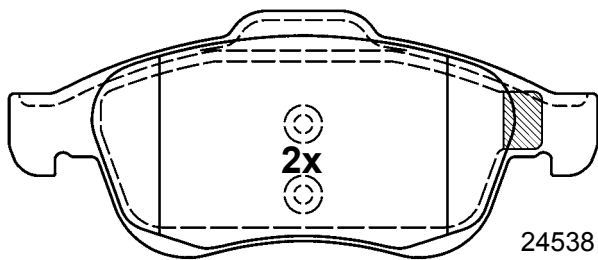
2x

24558 18,7

155,1 x 66,6 x 18,7

13.0470-7229.2 LD7229 ATE Ceramic

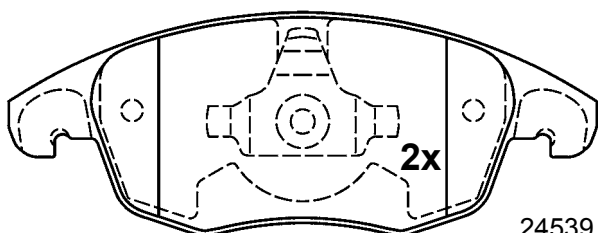
 CITROEN, PEUGEOT



2x

24538 18,5

155,1 x 64,7 x 18,5



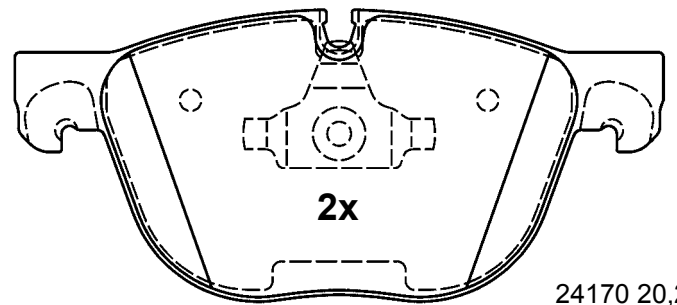
2x

24539 18,5

155,1 x 58,3 x 18,5

13.0470-7231.2 LD7231 ATE Ceramic

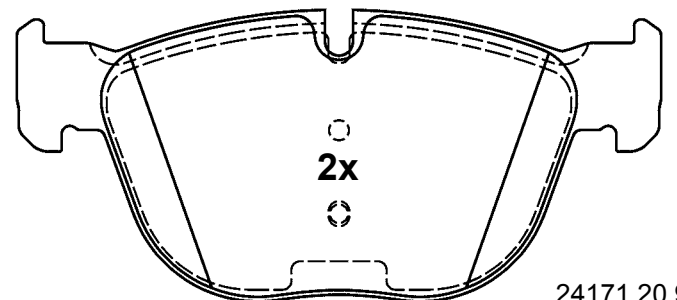
 BMW



2x

24170 20,2

171,1 x 76,8 x 20,2



2x

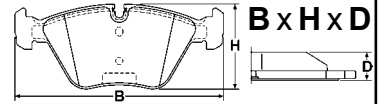
24171 20,9

170,2 x 76,8 x 20,9

Abbildungen Scheibenbremsbeläge

Illustrations disc brake pads - Illustrazioni pastiglie freno -

Illustrations plaquettes de frein - Ilustraciones pastillas de freno



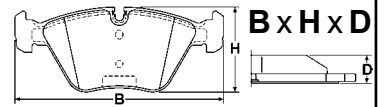
Maßstab - scale - scala - échelle - escala 1:2

13.0470-7232.2 LD7232 ATE Ceramic	13.0470-7238.2 LD7238 ATE Ceramic
<div data-bbox="71 324 268 380"> BMW </div> <div data-bbox="651 324 778 380"> ATE </div> <div data-bbox="188 380 657 616"> <p>2x</p> </div> <div data-bbox="635 582 774 616"> <p>21282 17,3</p> </div> <div data-bbox="279 627 566 667"> <p>121,8 x 59,2 x 17,3</p> </div> <div data-bbox="188 750 657 974"> <p>30 2x</p> </div> <div data-bbox="635 952 774 985"> <p>23447 17,3</p> </div> <div data-bbox="279 996 566 1041"> <p>121,8 x 57,8 x 17,3</p> </div>	<div data-bbox="813 324 1010 380"> BMW </div> <div data-bbox="1396 324 1524 380"> ATE </div> <div data-bbox="869 403 1468 672"> <p>2x</p> </div> <div data-bbox="1380 638 1524 672"> <p>23313 20,3</p> </div> <div data-bbox="869 772 1468 1041"> <p>2x</p> </div> <div data-bbox="1380 1008 1524 1041"> <p>24255 20,3</p> </div> <div data-bbox="1021 1075 1308 1120"> <p>155,1 x 68,3 x 20,3</p> </div>
13.0470-7237.2 LD7237 ATE Ceramic	13.0470-7239.2 LD7239 ATE Ceramic
<div data-bbox="71 1220 268 1276"> BMW </div> <div data-bbox="651 1220 778 1276"> ATE </div> <div data-bbox="127 1332 718 1601"> <p>2x</p> </div> <div data-bbox="635 1568 774 1601"> <p>23347 20,3</p> </div> <div data-bbox="127 1713 718 1982"> <p>2x</p> </div> <div data-bbox="635 1960 774 1993"> <p>24161 20,3</p> </div> <div data-bbox="279 2072 566 2116"> <p>155,1 x 68,3 x 20,3</p> </div>	<div data-bbox="813 1220 1010 1276"> BMW </div> <div data-bbox="1396 1220 1524 1276"> ATE </div> <div data-bbox="798 1332 1540 1635"> <p>2x</p> </div> <div data-bbox="1380 1601 1524 1635"> <p>24173 20,0</p> </div> <div data-bbox="1021 1635 1308 1680"> <p>193,0 x 79,0 x 20,0</p> </div> <div data-bbox="798 1713 1540 2016"> <p>2x</p> </div> <div data-bbox="1380 1993 1524 2027"> <p>24172 19,0</p> </div> <div data-bbox="1021 2027 1308 2072"> <p>193,0 x 79,0 x 19,0</p> </div>

Abbildungen Scheibenbremsbeläge

Illustrations disc brake pads - Illustrazioni pastiglie freno -

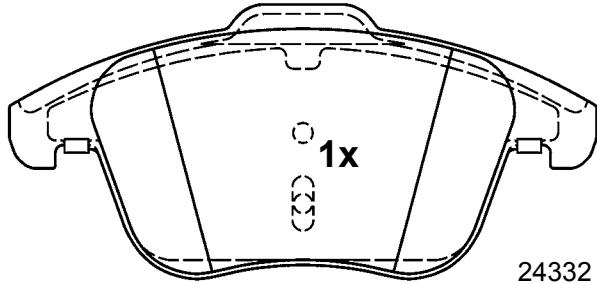
Illustrations plaquettes de frein - Ilustraciones pastillas de freno



Maßstab - scale - scala - échelle - escala 1:2

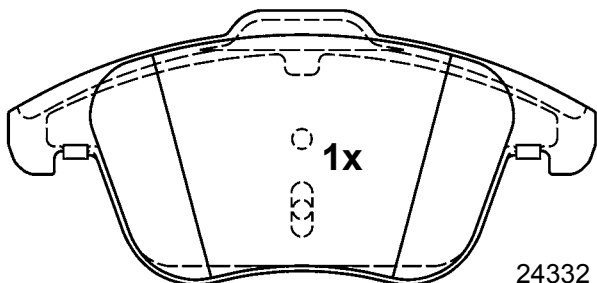
13.0470-7242.2 LD7242 ATE Ceramic

AUDI, SEAT, VOLKSWAGEN



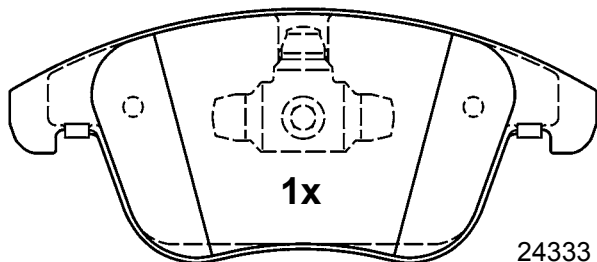
155,1 x 72,0 x 19,8

24332 19,8



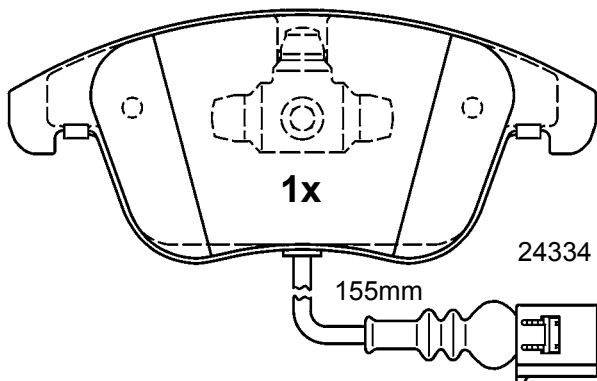
155,1 x 72,0 x 19,8

24332 19,8



155,1 x 67,0 x 21,3

24333 21,3

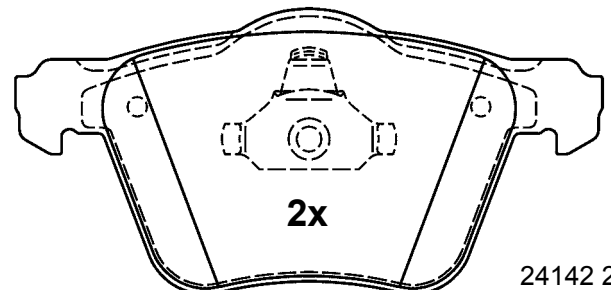


155,1 x 67,0 x 21,3

24334 21,3

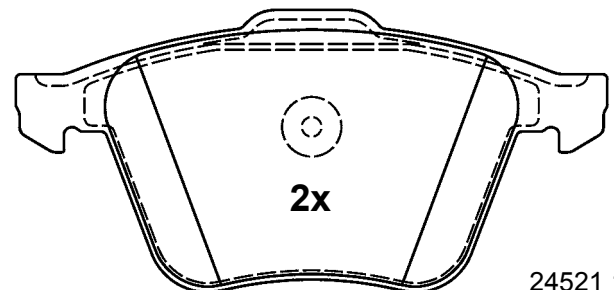
13.0470-7243.2 LD7243 ATE Ceramic

FORD, VOLVO



155,1 x 75,3 x 20,6

24142 20,6

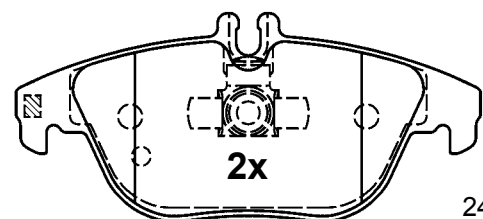


156,4 x 74,3 x 19,1

24521 19,1

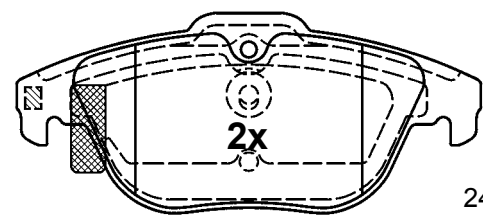
13.0470-7244.2 LD7244 ATE Ceramic

MERCEDES BENZ



122,5 x 54,4 x 17,8

24253 17,8



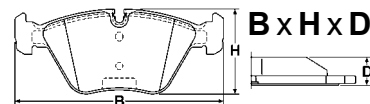
122,5 x 52,3 x 18,0

24254 18,0



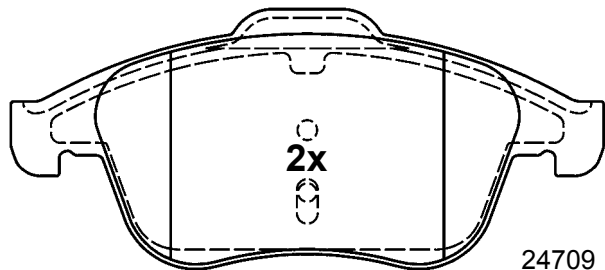
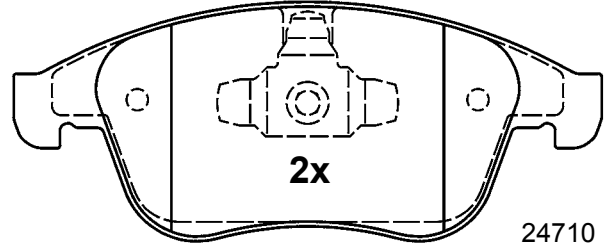


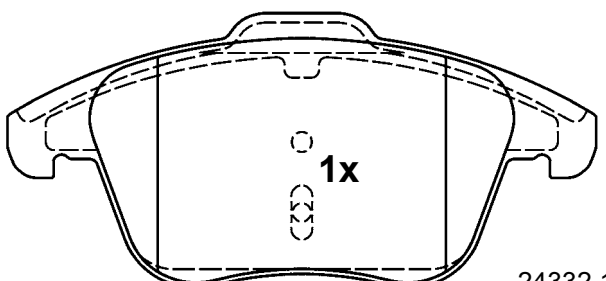
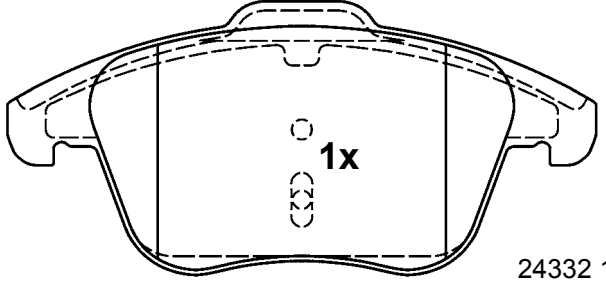


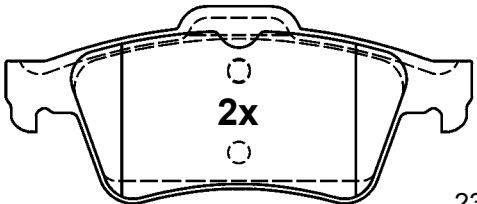
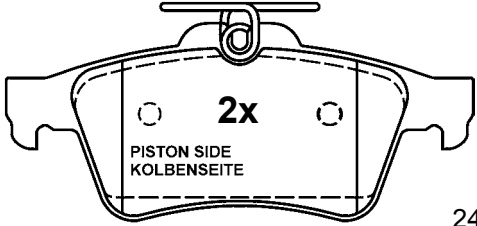
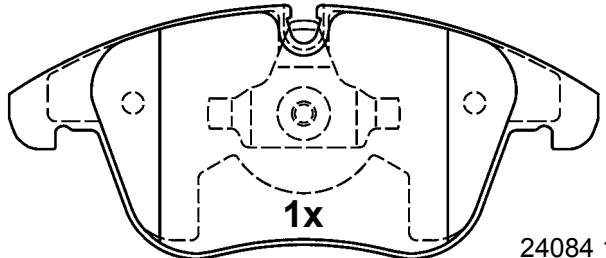
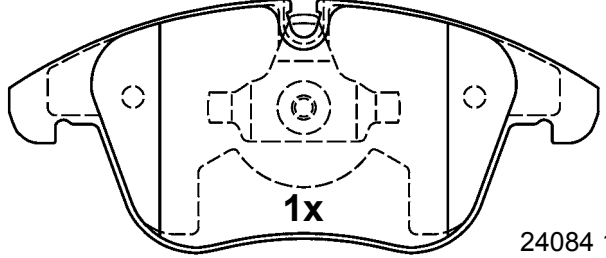
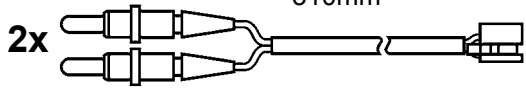


Abbildungen Scheibenbremsbeläge

Illustrations disc brake pads - Illustrazioni pastiglie freno -
Illustrations plaquettes de frein - Ilustraciones pastillas de freno



Maßstab - scale - scala - échelle - escala 1:2

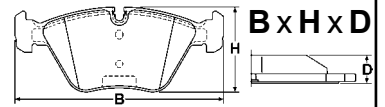
13.0470-7249.2 LD7249 ATE Ceramic	13.0470-7252.2 LD7252 ATE Ceramic
<p>  RENAULT  ATE </p> <div style="display: flex; justify-content: space-around;"> <div style="text-align: center;">  <p>2x</p> <p>24709 18,6</p> <p>156,3 x 68,3 x 18,6</p> </div> <div style="text-align: center;">  <p>2x</p> <p>24710 18,6</p> <p>155,1 x 63,0 x 18,6</p> </div> </div>	<p>  CITROEN, PEUGEOT  ATE </p> <div style="display: flex; justify-content: space-around;"> <div style="text-align: center;">  <p>1x</p> <p>24332 18,3</p> <p>155,1 x 72,0 x 18,3</p> </div> <div style="text-align: center;">  <p>1x</p> <p>24332 18,3</p> <p>155,1 x 72,0 x 18,3</p> </div> </div>
<p> 13.0470-7251.2 LD7251 ATE Ceramic  ATE </p> <p>  RENAULT </p> <div style="display: flex; justify-content: space-around;"> <div style="text-align: center;">  <p>2x</p> <p>23482 15,8</p> </div> <div style="text-align: center;">  <p>2x</p> <p>PISTON SIDE KOLBENSEITE</p> <p>24137 15,8</p> <p>123,0 x 52,0 x 15,8</p> </div> </div>	<div style="display: flex; justify-content: space-around;"> <div style="text-align: center;">  <p>1x</p> <p>24084 19,3</p> <p>155,2 x 66,5 x 19,3</p> </div> <div style="text-align: center;">  <p>1x</p> <p>24084 19,3</p> <p>155,2 x 66,5 x 19,3</p> </div> </div> <div style="text-align: center; margin-top: 20px;"> <p>310mm</p>  <p>2x</p> </div>



Abbildungen Scheibenbremsbeläge

Illustrations disc brake pads - Illustrazioni pastiglie freno -

Illustrations plaquettes de frein - Ilustraciones pastillas de freno

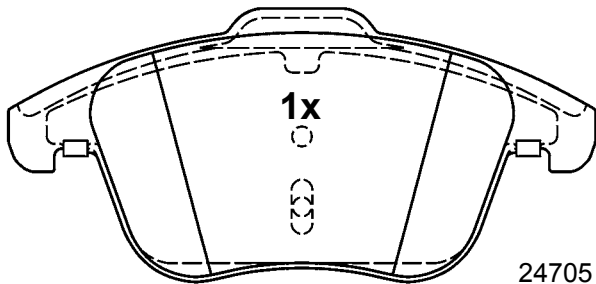


Maßstab - scale - scala - échelle - escala 1:2

13.0470-7256.2 LD7256 ATE Ceramic

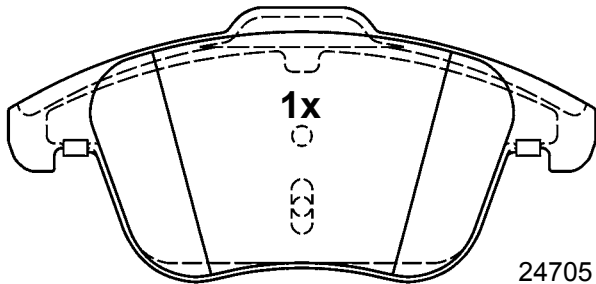


AUDI



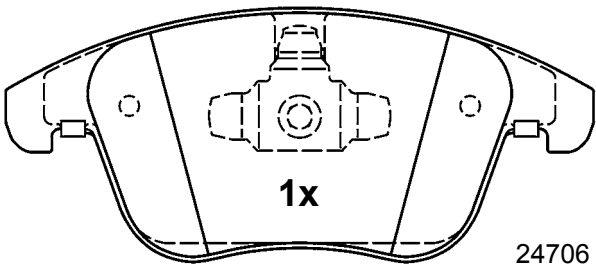
24705 19,8

155,1 x 72,0 x 19,8



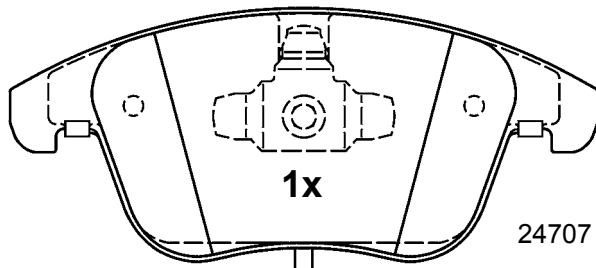
24705 19,8

155,1 x 72,0 x 19,8



24706 21,3

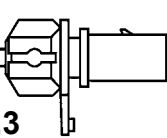
155,1 x 67,0 x 21,3



24707 21,3

155,1 x 67,0 x 21,3

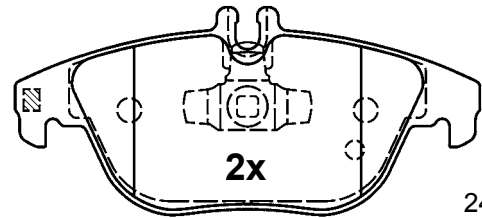
281mm



13.0470-7257.2 LD7257 ATE Ceramic

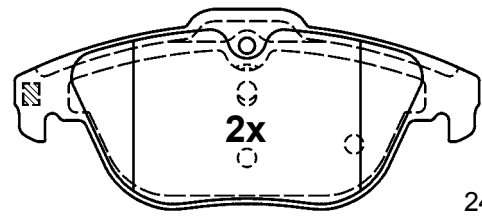


MERCEDES BENZ



24253 18,0

122,5 x 54,4 x 18,0



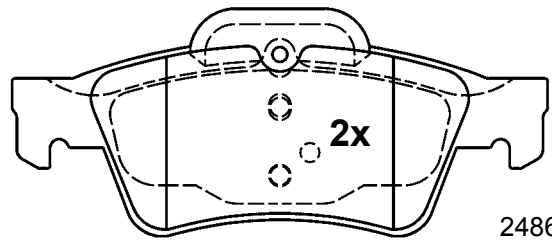
24254 18,0

122,5 x 52,3 x 18,0

13.0470-7259.2 LD7259 ATE Ceramic

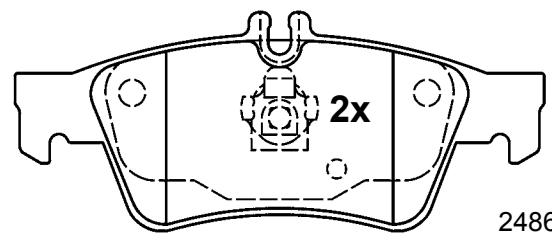


MERCEDES BENZ



24862 16,7

141,1 x 59,6 x 16,7



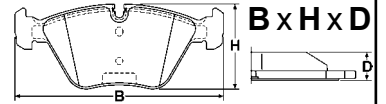
24863 16,7

139,8 x 57,5 x 16,7

Abbildungen Scheibenbremsbeläge

Illustrations disc brake pads - Illustrazioni pastiglie freno -

Illustrations plaquettes de frein - Ilustraciones pastillas de freno



Maßstab - scale - scala - échelle - escala 1:2

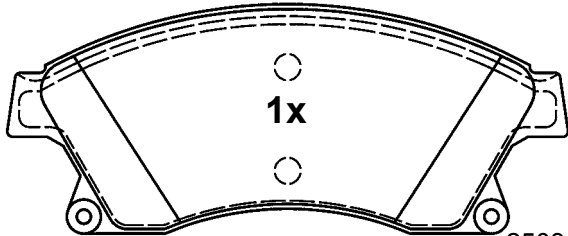
13.0470-7262.2 LD7262 ATE Ceramic



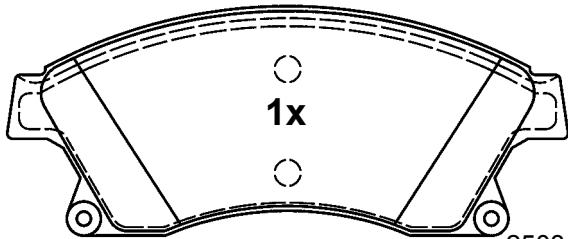
CHEVROLET, OPEL, VAUXHALL



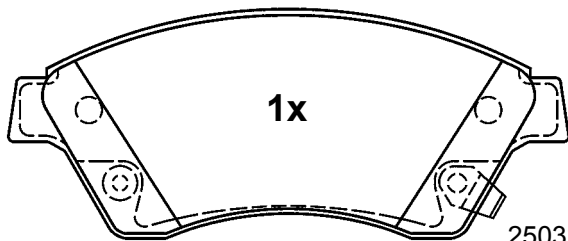
ATE



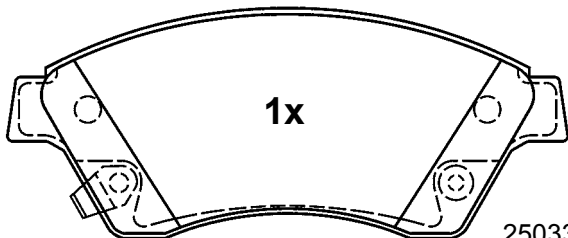
25031 19,1



25031 19,1

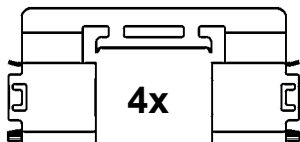


25032 19,1



25033 19,1

148,2 x 60,1 x 19,1



4x

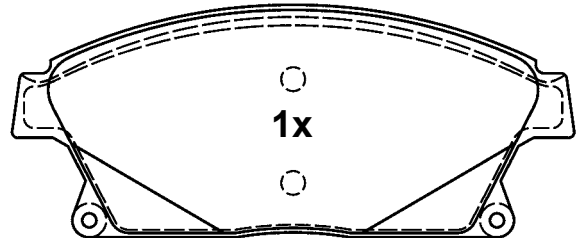
13.0470-7263.2 LD7263 ATE Ceramic



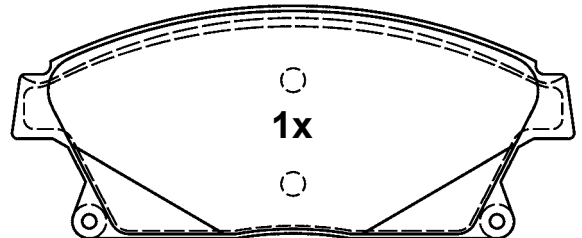
CHEVROLET, OPEL, VAUXHALL



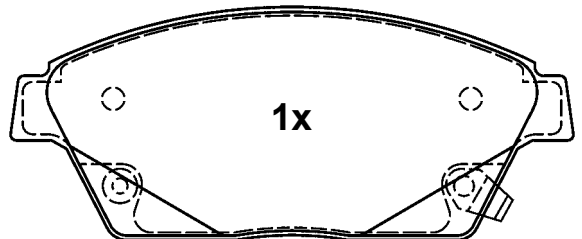
ATE



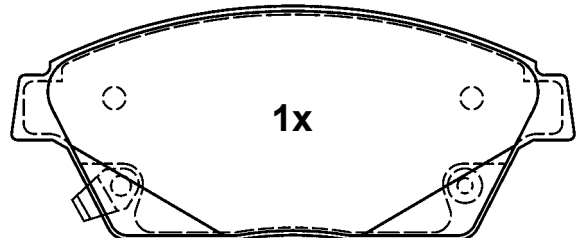
25034 19,1



25034 19,1

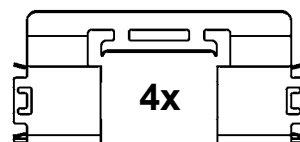


25035 19,1



25036 19,1

148,2 x 61,1 x 19,1

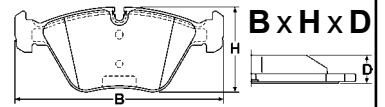


4x

Abbildungen Scheibenbremsbeläge

Illustrations disc brake pads - Illustrazioni pastiglie freno -

Illustrations plaquettes de frein - Ilustraciones pastillas de freno



Maßstab - scale - scala - échelle - escala 1:2

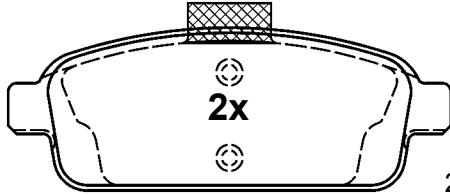
13.0470-7264.2 LD7264 ATE Ceramic



CHEVROLET, OPEL, VAUXHAL

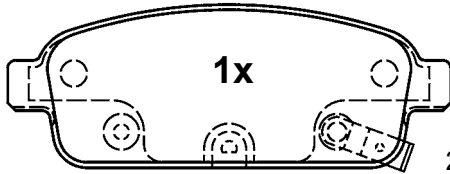


ATE




2x

25096 17,0



1x

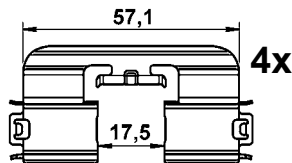
25097 17,0



1x

25098 17,0

116,5 x 42,7 x 17,0



4x

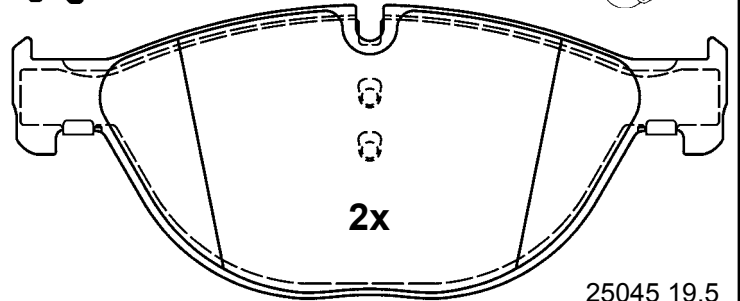
13.0470-7267.2 LD7267 ATE Ceramic



BMW



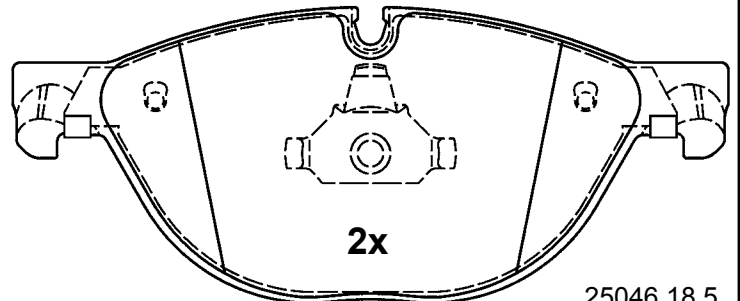
ATE



2x

25045 19,5

192,2 x 79,2 x 19,5



2x

25046 18,5

193,0 x 79,2 x 18,5

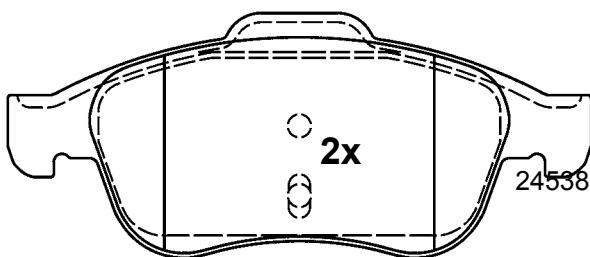
13.0470-7266.2 LD7266 ATE Ceramic



DACIA, RENAULT



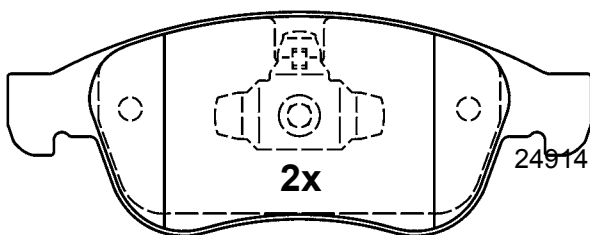
ATE



2x

24538 17,9

155,1 x 64,7 x 17,9



2x

24914 17,9

155,1 x 59,4 x 17,9

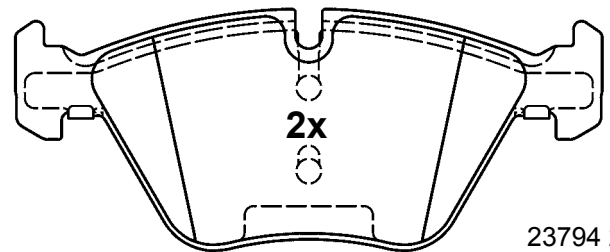
13.0470-7268.2 LD7268 ATE Ceramic



BMW



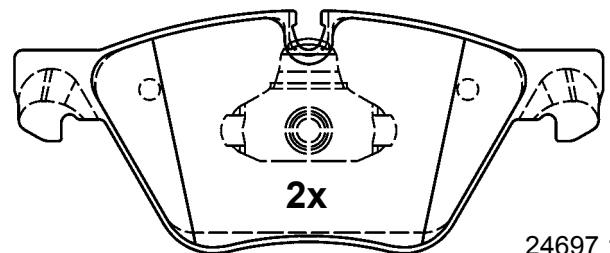
ATE



2x

23794 20,3

154,6 x 63,5 x 20,3



2x

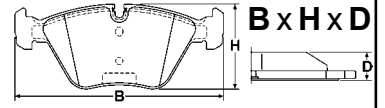
24697 19,3

155,1 x 63,5 x 19,3

Abbildungen Scheibenbremsbeläge

Illustrations disc brake pads - Illustrazioni pastiglie freno -

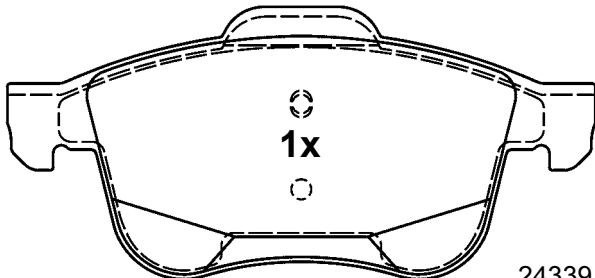
Illustrations plaquettes de frein - Ilustraciones pastillas de freno



Maßstab - scale - scala - échelle - escala 1:2

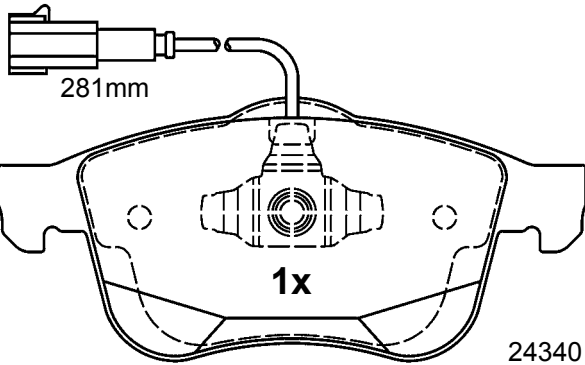
13.0470-7269.2 LD7269 ATE Ceramic

ALFA ROMEO



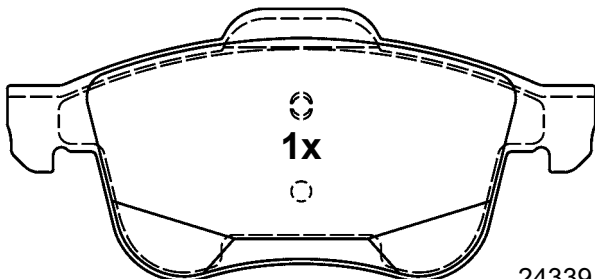
155,1 x 71,5 x 19,5

24339 19,5



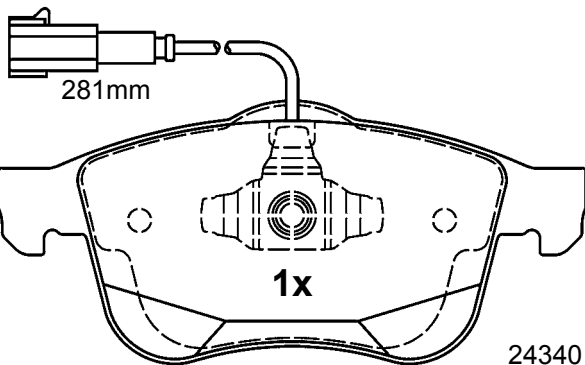
155,1 x 69,0 x 19,5

24340 19,5



155,1 x 71,5 x 19,5

24339 19,5

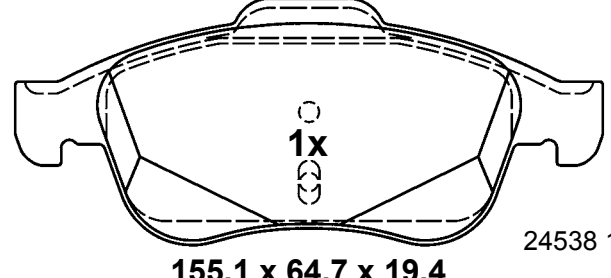


155,1 x 69,0 x 19,5

24340 19,5

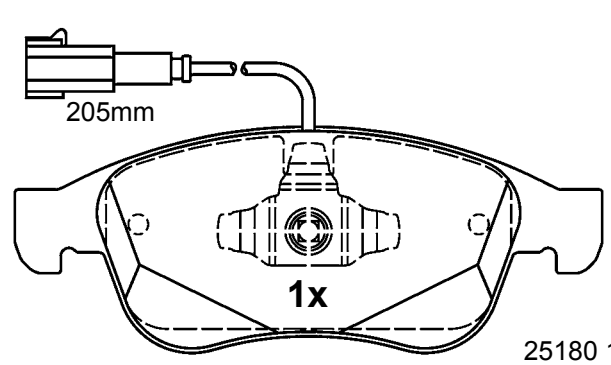
13.0470-7273.2 LD7273 ATE Ceramic

ALFA ROMEO



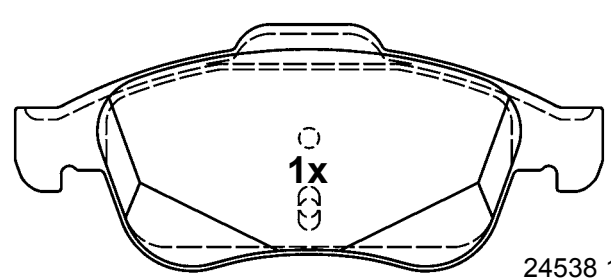
155,1 x 64,7 x 19,4

24538 19,4



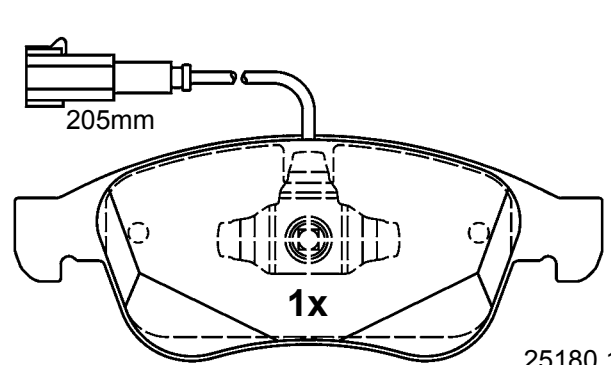
155,1 x 59,4 x 19,0

25180 19,0



155,1 x 64,7 x 19,4

24538 19,4



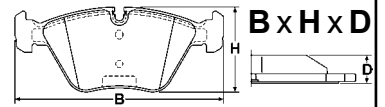
155,1 x 59,4 x 19,0

25180 19,0

Abbildungen Scheibenbremsbeläge

Illustrations disc brake pads - Illustrazioni pastiglie freno -

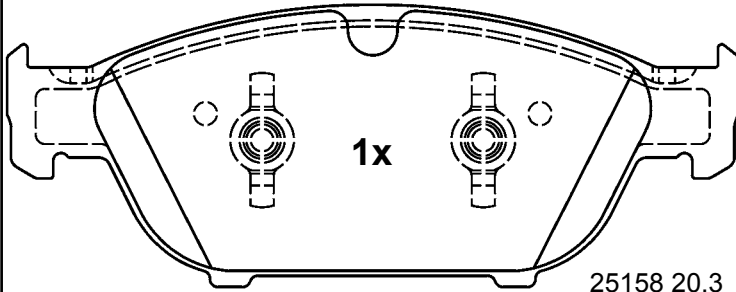
Illustrations plaquettes de frein - Ilustraciones pastillas de freno



Maßstab - scale - scala - échelle - escala 1:2

13.0470-7280.2 LD7280 ATE Ceramic

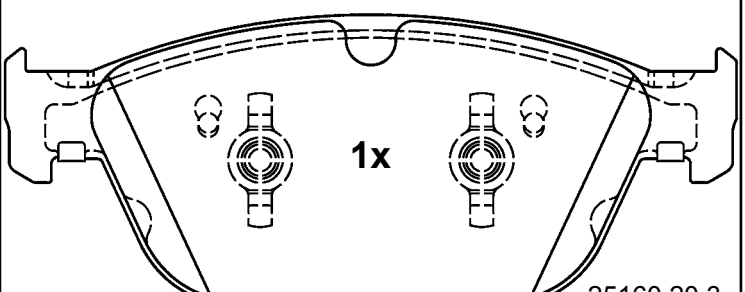
13.0470-7281.2 LD7281 ATE Ceramic



1x

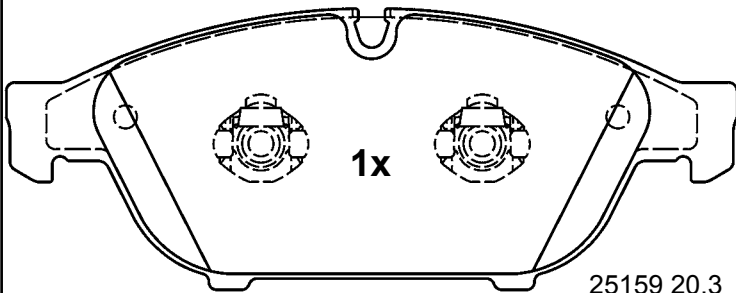
25158 20,3

193,0 x 74,0 x 20,3



1x

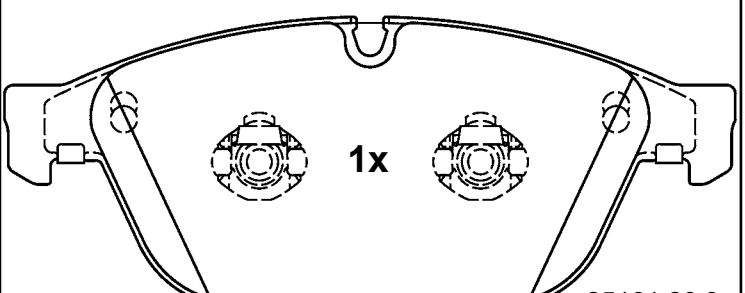
25160 20,3



1x

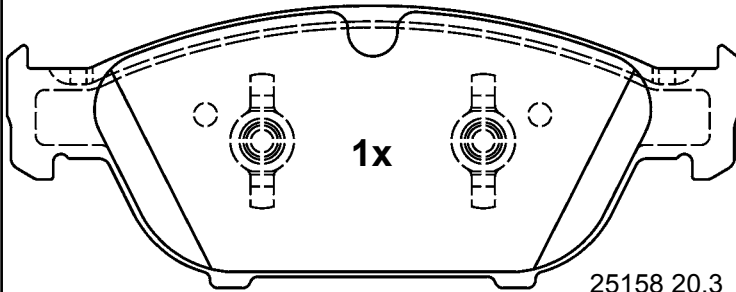
25159 20,3

193,0 x 74,0 x 20,3



1x

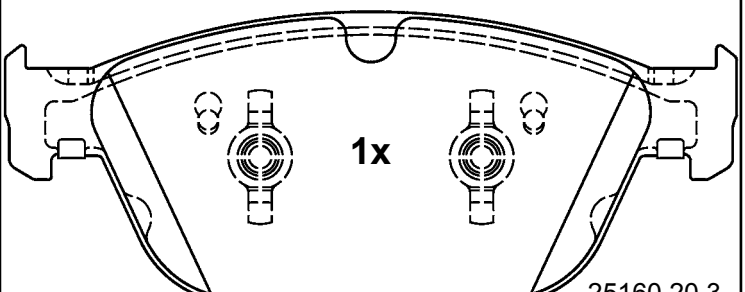
25161 20,3



1x

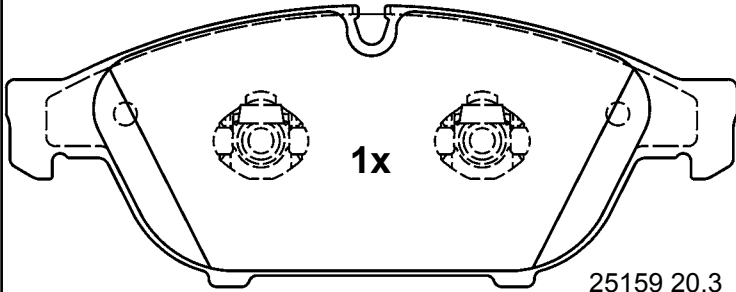
25158 20,3

193,0 x 74,0 x 20,3



1x

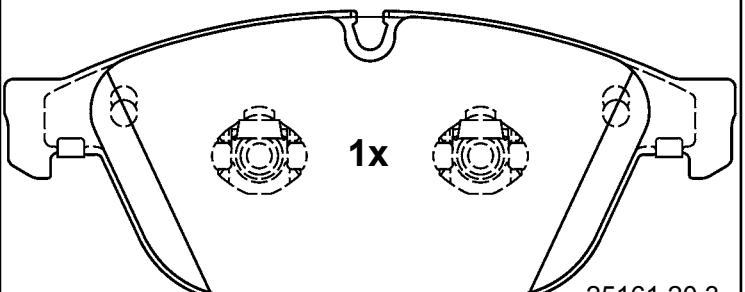
25160 20,3



1x

25159 20,3

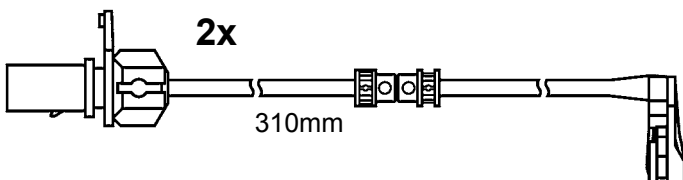
193,0 x 74,0 x 20,3



1x

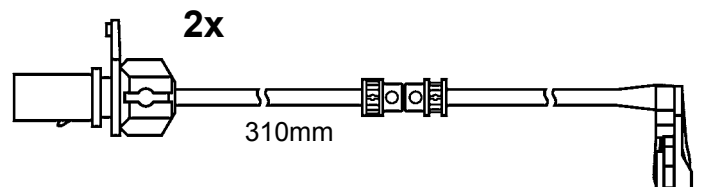
25161 20,3

193,0 x 76,5 x 20,3



2x

310mm



2x

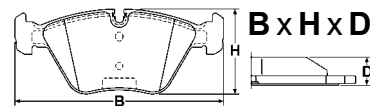
310mm



Abbildungen Scheibenbremsbeläge

Illustrations disc brake pads - Illustrazioni pastiglie freno -

Illustrations plaquettes de frein - Ilustraciones pastillas de freno

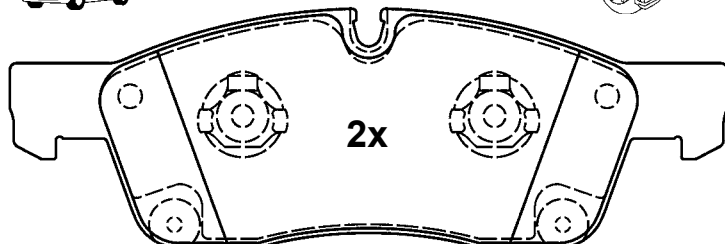


Maßstab - scale - scala - échelle - escala 1:2

13.0470-7282.2 LD7282 ATE Ceramic

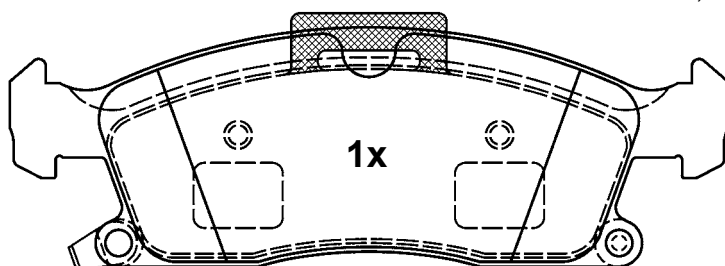


JEEP, MERCEDES BENZ



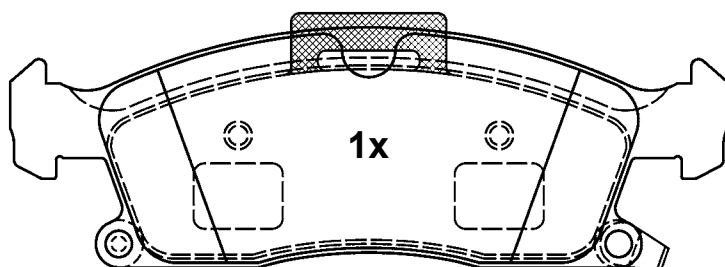
2x

25192 21,3



1x

25190 21,3



1x

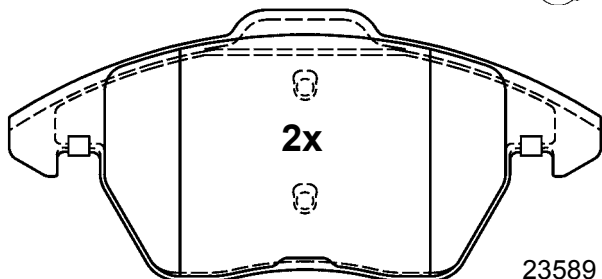
25191 21,3

193,1 x 64,1 x 21,3

13.0460-7285.2 607285



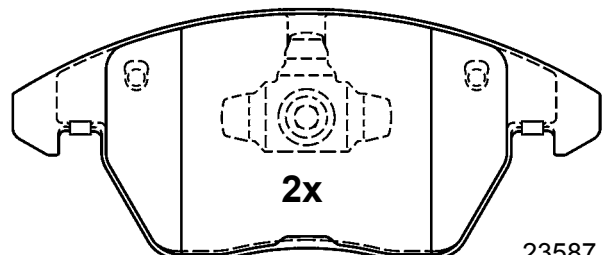
VOLKSWAGEN



2x

23589 20,6

156,3 x 71,3 x 20,6



2x

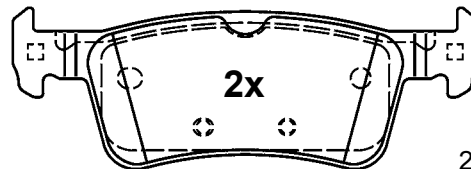
23587 20,6

155,1 x 66,0 x 20,6

13.0470-7295.2 LD7295 ATE Ceramic



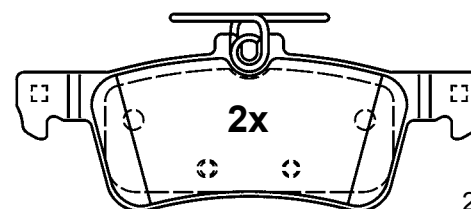
PEUGEOT



2x

25968 16,1

123,0 x 42,4 x 16,1



2x

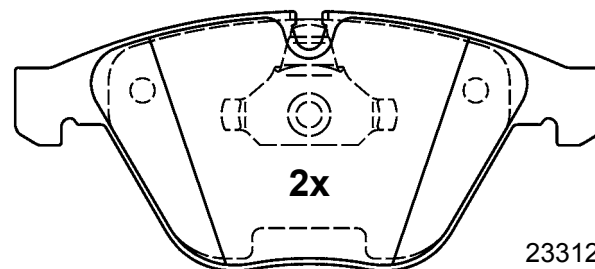
25969 16,1

123,0 x 46,2 x 16,1

13.0470-7296.2 LD7296 ATE Ceramic

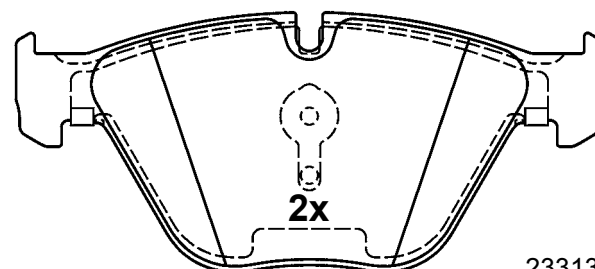


BMW



2x

23312 20,3



2x

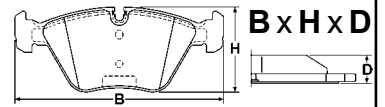
23313 20,3

155,1 x 68,3 x 20,3

Abbildungen Scheibenbremsbeläge

Illustrations disc brake pads - Illustrazioni pastiglie freno -

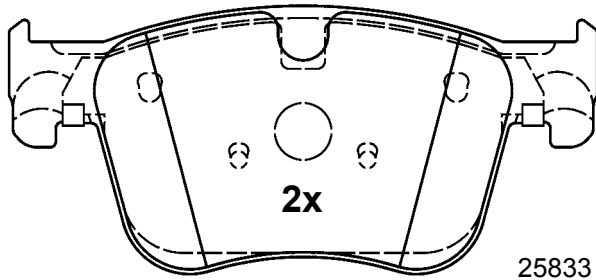
Illustrations plaquettes de frein - Ilustraciones pastillas de freno



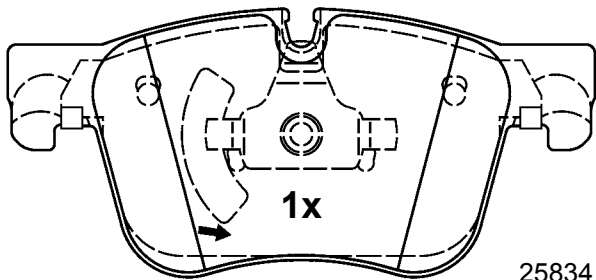
Maßstab - scale - scala - échelle - escala 1:2

13.0470-7300.2 LD7300 ATE Ceramic

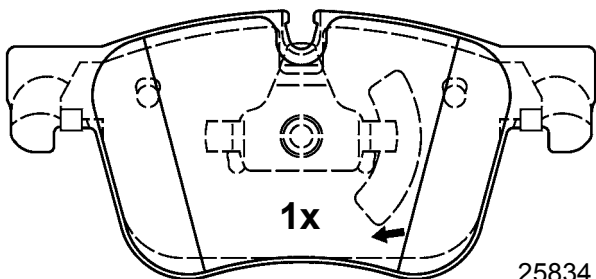
CITROEN, PEUGEOT



25833 17,3



25834 17,3

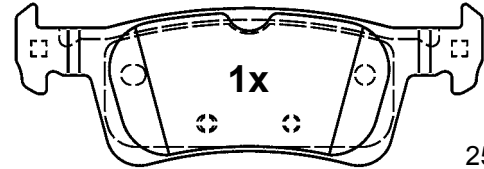


25834 17,3

155,1 x 70,5 x 17,3

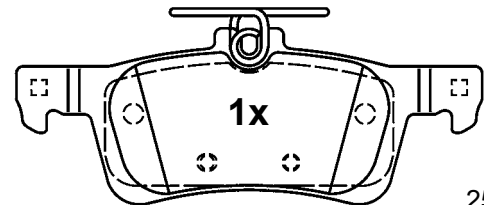
13.0470-7301.2 LD7301 ATE Ceramic

PEUGEOT



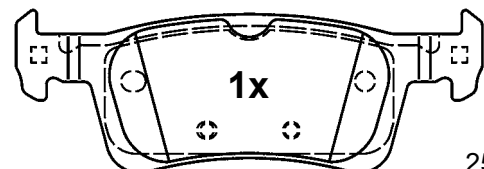
25841 16,1

123,0 x 42,4 x 16,1



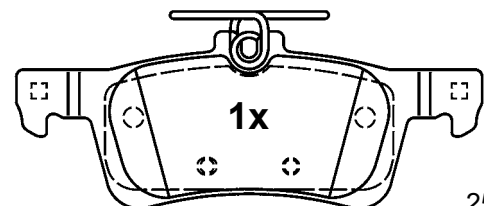
25842 16,1

123,0 x 46,2 x 16,1



25841 16,1

123,0 x 42,4 x 16,1



25842 16,1

123,0 x 46,2 x 16,1



A large rectangular area containing numerous horizontal lines, designed for writing. The lines are evenly spaced and extend across the width of the page.





- Ⓓ **Abbildungen Bremsbelag-Einbausätze**
- Ⓔ **Illustrations brake pad installation kits**
- Ⓕ **Illustrations Lots de montage pour plaquettes de frein à disque**
- Ⓖ **Illustrazioni kit installazione pastiglie freno**
- Ⓔ **Ilustraciones juegos de montaje pastillas**
- Ⓖ **Afbeeldingen inbouwsets voor remblokjes**
- Ⓓ **Tegning monteringsæt for bremsebakker**
- Ⓔ **Avbildningar bromsbelägg monteringsatts**
- Ⓔ **Ábrák - fékbetét-szerelőkészletek**
- Ⓖ **Figuras Kits de instalação do calço do travão de disco**
- Ⓔ **Изображения монтажных комплектов для тормозных накладок**
- Ⓔ **Zobrazení vestavných sad brzdového obložení**
- Ⓖ **Rysunki zestawów montażowych szczęk hamulca bębnowego**
- Ⓔ **Εικόνες σετ τοποθέτησης τακακίων φρένων**
- Ⓔ **Fren kaplaması montaj takımları resimleri**
- Ⓔ **制动摩擦片——安咩组件图片(新)**
- Ⓔ **図版 ブレーキパッド組み込みキット**
- Ⓔ **صور طواقم ترأيب مزلاقات المكابح**

Abbildungen Belagsatz-Zubehör

Illustrations accessories for brake pad set - Illustrazioni accessori per kit di guarnizioni - Illustrations accessoires pour jeux de garnitures - Ilustraciones accesorios para juego de pastillas

13.0460-0014.2 610014	13.0460-0017.2 610017	13.0460-0018.2 610018
13.0460-0023.2 610023	13.0460-0024.2 610024	13.0460-0026.2 610026
13.0460-0027.2 610027	13.0460-0029.2 610029	13.0460-0035.2 610035


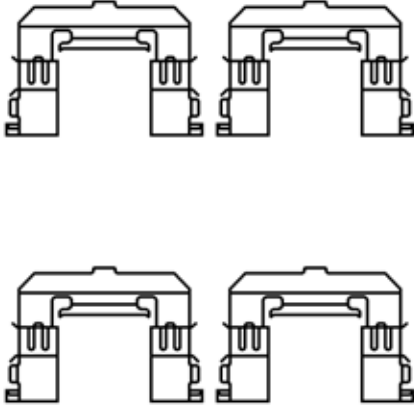

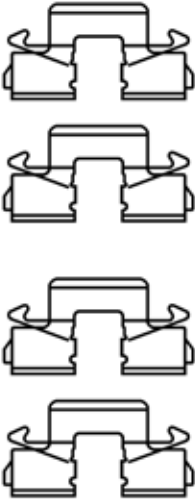
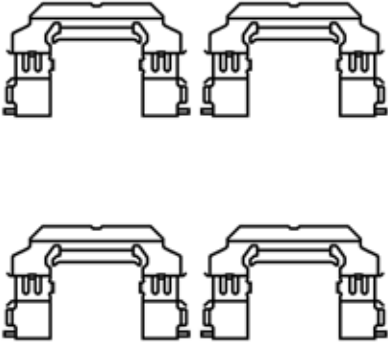

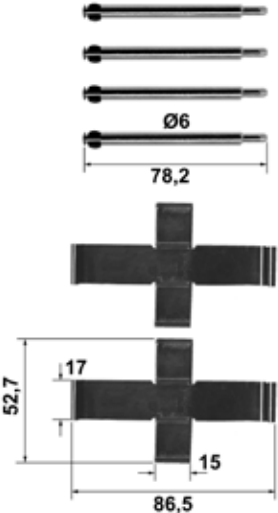


Abbildungen Belagsatz-Zubehör

Illustrations accessories for brake pad set - Illustrazioni accessori per kit di guarnizioni - Illustrations accessoires pour jeux de garnitures - Ilustraciones accesorios para juego de pastillas

13.0460-0038.2 610038	13.0460-0060.2 610060	13.0460-0072.2 610072
13.0460-0073.2 610073	13.0460-0074.2 610074	13.0460-0075.2 610075
13.0460-0077.2 610077	13.0460-0088.2 610088	13.0460-0091.2 610091

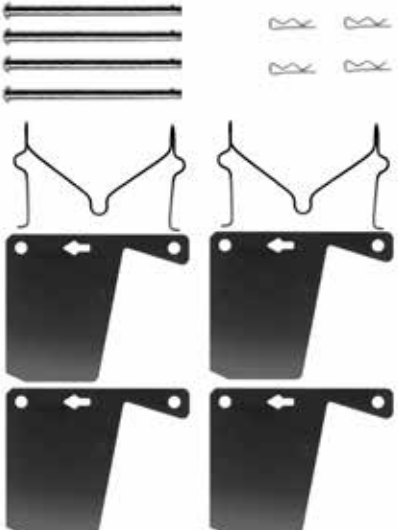





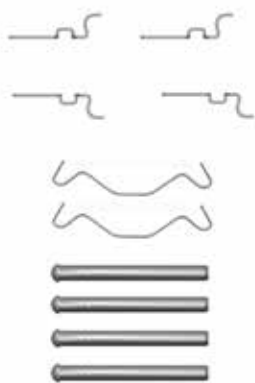


Abbildungen Belagsatz-Zubehör

Illustrations accessories for brake pad set - Illustrazioni accessori per kit di guarnizioni - Illustrations accessoires pour jeux de garnitures - Ilustraciones accesorios para juego de pastillas

13.0460-0107.2 610107	13.0460-0112.2 610112	13.0460-0115.2 610115
		
13.0460-0116.2 610116	13.0460-0117.2 610117	13.0460-0121.2 610121
		
13.0460-0122.2 610122	13.0460-0123.2 610123	13.0460-0125.2 610125
		


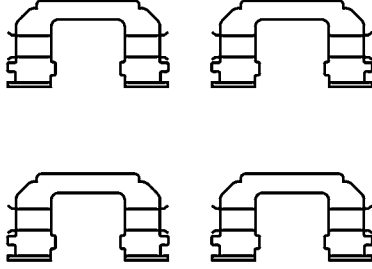





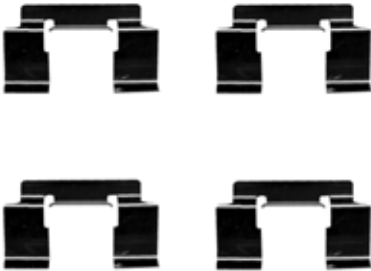
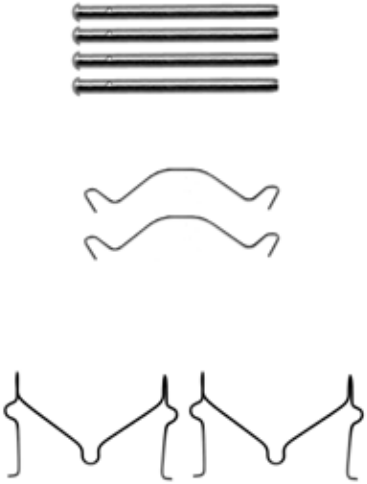
Abbildungen Belagsatz-Zubehör

Illustrations accessories for brake pad set - Illustrazioni accessori per kit di guarnizioni - Illustrations accessoires pour jeux de garnitures - Ilustraciones accesorios para juego de pastillas

13.0460-0126.2 610126	13.0460-0127.2 610127	13.0460-0131.2 610131
		
13.0460-0132.2 610132	13.0460-0134.2 610134	13.0460-0135.2 610135
		
13.0460-0136.2 610136	13.0460-0137.2 610137	13.0460-0138.2 610138
		










Abbildungen Belagsatz-Zubehör

Illustrations accessories for brake pad set - Illustrazioni accessori per kit di guarnizioni - Illustrations accessoires pour jeux de garnitures - Ilustraciones accesorios para juego de pastillas

13.0460-0139.2 610139	13.0460-0140.2 610140	13.0460-0141.2 610141
		
13.0460-0142.2 610142	13.0460-0143.2 610143	13.0460-0144.2 610144
		
13.0460-0146.2 610146	13.0460-0148.2 610148	13.0460-0149.2 610149
		



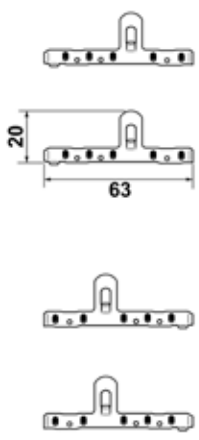




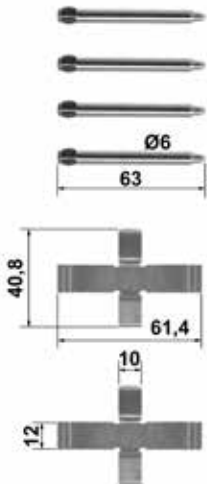

Abbildungen Belagsatz-Zubehör

Illustrations accessories for brake pad set - Illustrazioni accessori per kit di guarnizioni - Illustrations accessoires pour jeux de garnitures - Ilustraciones accesorios para juego de pastillas

13.0460-0150.2 610150	13.0460-0154.2 610154	13.0460-0155.2 610155
		
13.0460-0157.2 610157	13.0460-0158.2 610158	13.0460-0160.2 610160
		
13.0460-0163.2 610163	13.0460-0165.2 610165	13.0460-0170.2 610170
		







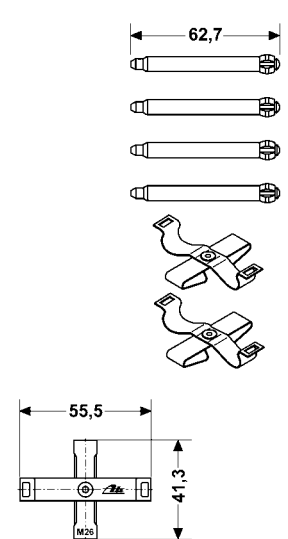


Abbildungen Belagsatz-Zubehör

Illustrations accessories for brake pad set - Illustrazioni accessori per kit di guarnizioni - Illustrations accessoires pour jeux de garnitures - Ilustraciones accesorios para juego de pastillas

13.0460-0171.2 610171	13.0460-0175.2 610175	13.0460-0184.2 610184
		
13.0460-0186.2 610186	13.0460-0192.2 610192	13.0460-0193.2 610193
		
13.0460-0197.2 610197	13.0460-0198.2 610198	13.0460-0203.2 610203
		

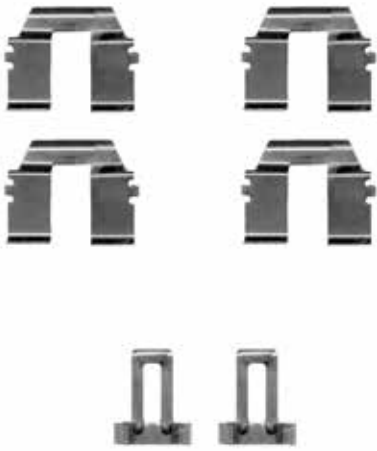








Abbildungen Belagsatz-Zubehör

Illustrations accessories for brake pad set - Illustrazioni accessori per kit di guarnizioni - Illustrations accessoires pour jeux de garnitures - Ilustraciones accesorios para juego de pastillas

13.0460-0205.2 610205	13.0460-0206.2 610206	13.0460-0212.2 610212
		
13.0460-0213.2 610213	13.0460-0214.2 610214	13.0460-0215.2 610215
		
13.0460-0217.2 610217	13.0460-0219.2 610219	13.0460-0222.2 610222
		



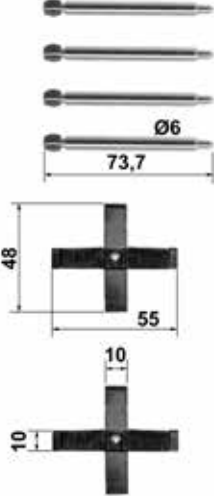



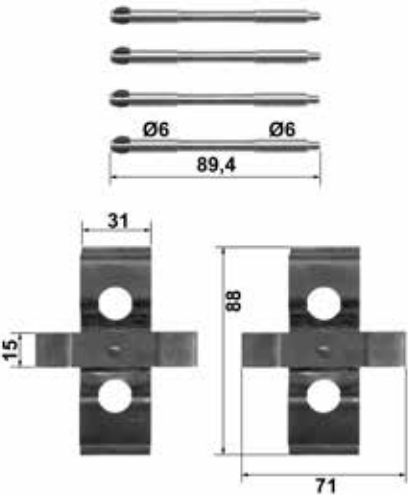


Abbildungen Belagsatz-Zubehör

Illustrations accessories for brake pad set - Illustrazioni accessori per kit di guarnizioni - Illustrations accessoires pour jeux de garnitures - Ilustraciones accesorios para juego de pastillas

13.0460-0225.2 610225	13.0460-0229.2 610229	13.0460-0231.2 610231
		
13.0460-0233.2 610233	13.0460-0234.2 610234	13.0460-0235.2 610235
		
13.0460-0236.2 610236	13.0460-0237.2 610237	13.0460-0238.2 610238
		

Abbildungen Belagsatz-Zubehör



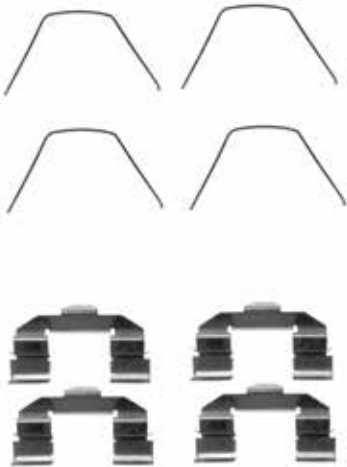


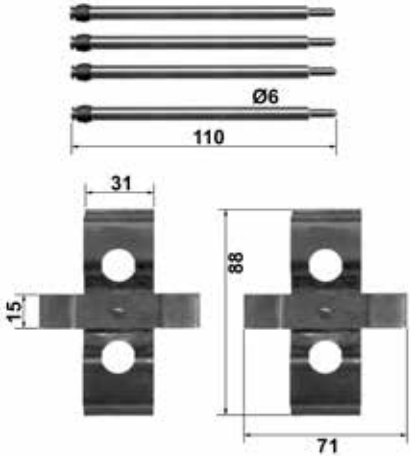



Illustrations accessories for brake pad set - Illustrazioni accessori per kit di guarnizioni - Illustrations accessoires pour jeux de garnitures - Ilustraciones accesorios para juego de pastillas

13.0460-0239.2 610239	13.0460-0245.2 610245	13.0460-0246.2 610246
		
13.0460-0248.2 610248	13.0460-0250.2 610250	13.0460-0252.2 610252
		
13.0460-0254.2 610254	13.0460-0256.2 610256	13.0460-0257.2 610257
		



Abbildungen Belagsatz-Zubehör

Illustrations accessories for brake pad set - Illustrazioni accessori per kit di guarnizioni - Illustrations accessoires pour jeux de garnitures - Ilustraciones accesorios para juego de pastillas

13.0460-0258.2 610258	13.0460-0259.2 610259	13.0460-0260.2 610260
		
13.0460-0261.2 610261	13.0460-0262.2 610262	13.0460-0263.2 610263
		
13.0460-0264.2 610264	13.0460-0265.2 610265	13.0460-0267.2 610267
		










Abbildungen Belagsatz-Zubehör

Illustrations accessories for brake pad set - Illustrazioni accessori per kit di guarnizioni - Illustrations accessoires pour jeux de garnitures - Ilustraciones accesorios para juego de pastillas

13.0460-0268.2 610268	13.0460-0269.2 610269	13.0460-0275.2 610275
13.0460-0278.2 610278	13.0460-0279.2 610279	13.0460-0280.2 610280
13.0460-0281.2 610281	13.0460-0282.2 610282	13.0460-0283.2 610283

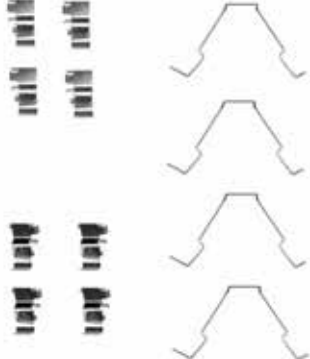


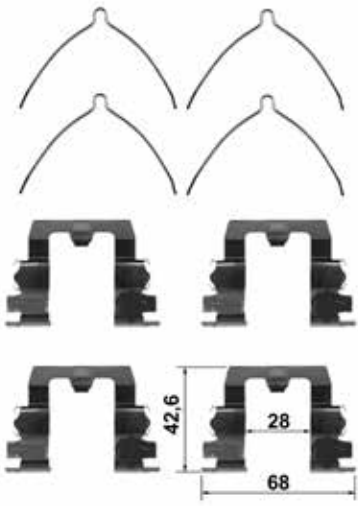


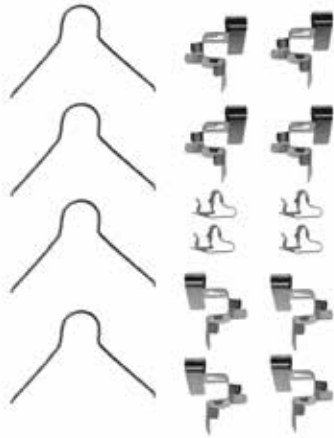
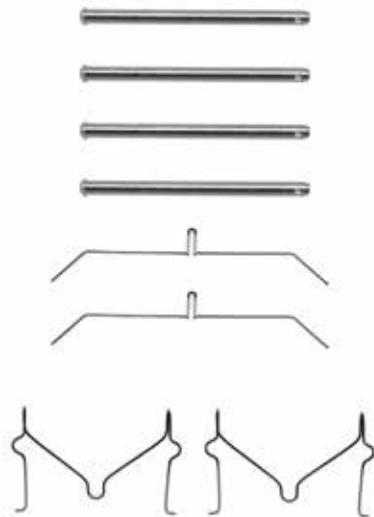

Abbildungen Belagsatz-Zubehör

Illustrations accessories for brake pad set - Illustrazioni accessori per kit di guarnizioni - Illustrations accessoires pour jeux de garnitures - Ilustraciones accesorios para juego de pastillas

13.0460-0284.2 610284	13.0460-0285.2 610285	13.0460-0286.2 610286
		
13.0460-0287.2 610287	13.0460-0288.2 610288	13.0460-0289.2 610289
		
13.0460-0291.2 610291	13.0460-0294.2 610294	13.0460-0295.2 610295
		


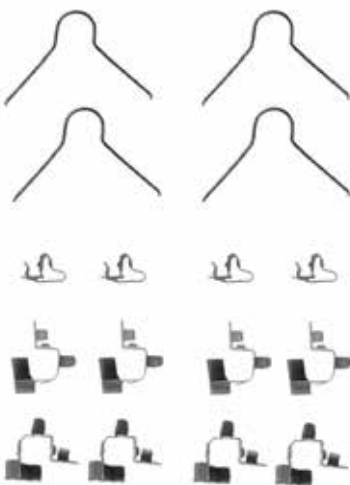




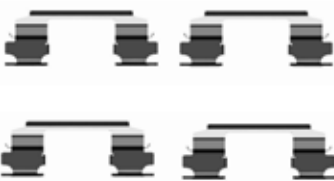


Abbildungen Belagsatz-Zubehör

Illustrations accessories for brake pad set - Illustrazioni accessori per kit di guarnizioni - Illustrations accessoires pour jeux de garnitures - Ilustraciones accesorios para juego de pastillas

13.0460-0296.2 610296	13.0460-0300.2 610300	13.0460-0308.2 610308
		
13.0460-0313.2 610313	13.0460-0319.2 610319	13.0460-0322.2 610322
		
13.0460-0325.2 610325	13.0460-0327.2 610327	13.0460-0329.2 610329
		

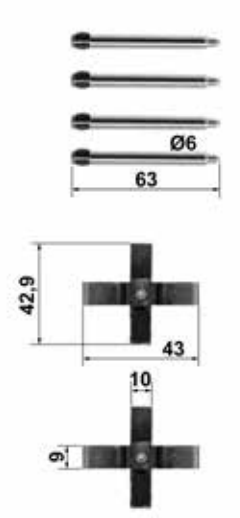

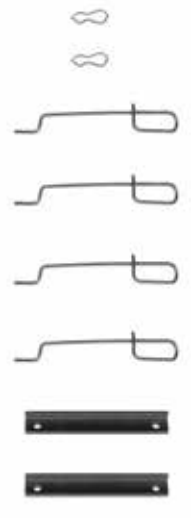

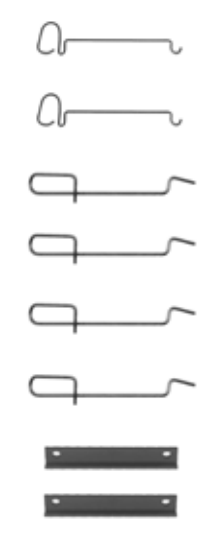

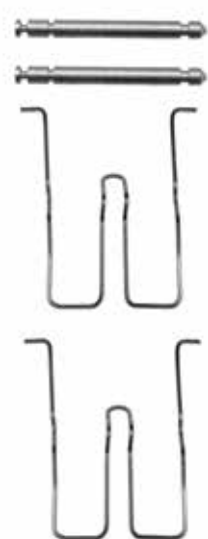


Abbildungen Belagsatz-Zubehör

Illustrations accessories for brake pad set - Illustrazioni accessori per kit di guarnizioni - Illustrations accessoires pour jeux de garnitures - Ilustraciones accesorios para juego de pastillas

13.0460-0332.2 610332	13.0460-0333.2 610333	13.0460-0335.2 610335
		
13.0460-0336.2 610336	13.0460-0337.2 610337	13.0460-0339.2 610339
		
13.0460-0340.2 610340	13.0460-0341.2 610341	13.0460-0344.2 610344
		




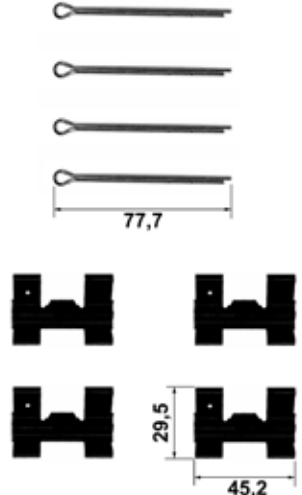
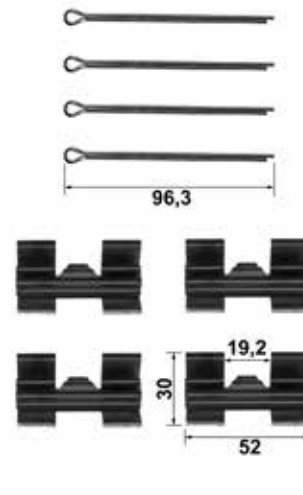

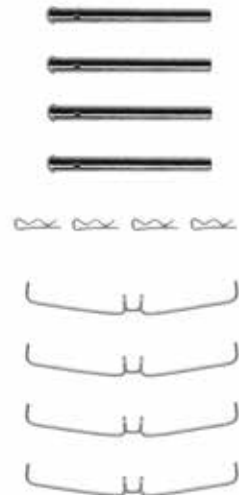
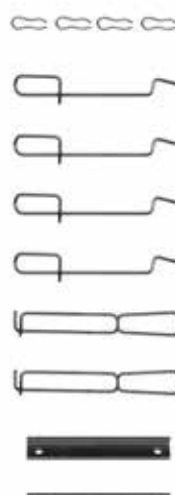
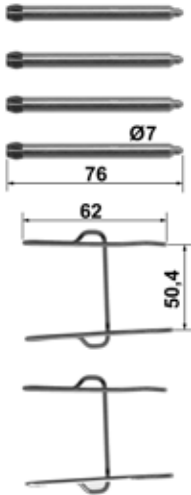
Abbildungen Belagsatz-Zubehör

Illustrations accessories for brake pad set - Illustrazioni accessori per kit di guarnizioni - Illustrations accessoires pour jeux de garnitures - Ilustraciones accesorios para juego de pastillas

13.0460-0347.2 610347	13.0460-0400.2 610400	13.0460-0402.2 610402
		
13.0460-0403.2 610403	13.0460-0404.2 610404	13.0460-0406.2 610406
		
13.0460-0408.2 610408	13.0460-0409.2 610409	13.0460-0410.2 610410
		





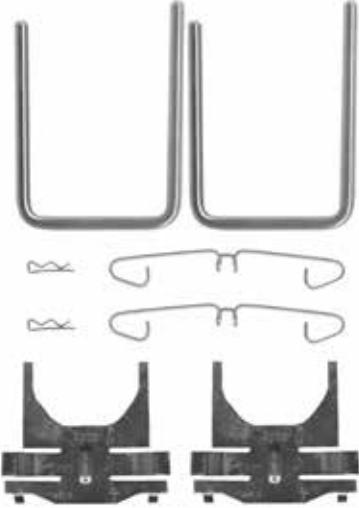

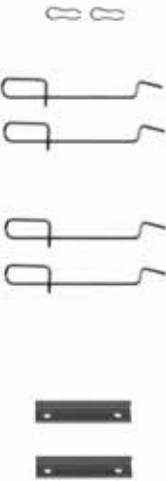
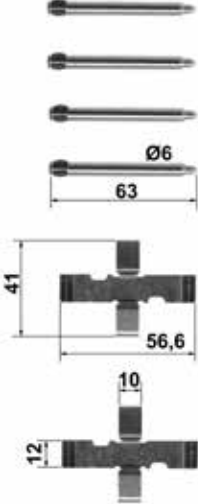
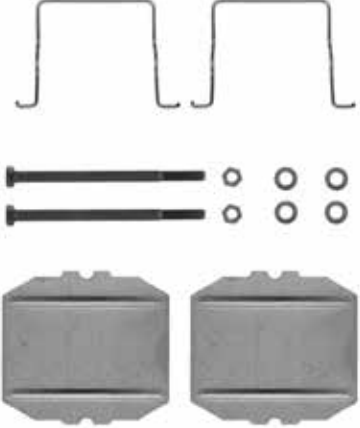
Abbildungen Belagsatz-Zubehör

Illustrations accessories for brake pad set - Illustrazioni accessori per kit di guarnizioni - Illustrations accessoires pour jeux de garnitures - Ilustraciones accesorios para juego de pastillas

13.0460-0411.2 610411	13.0460-0412.2 610412	13.0460-0413.2 610413
		
13.0460-0414.2 610414	13.0460-0415.2 610415	13.0460-0419.2 610419
		
13.0460-0422.2 610422	13.0460-0423.2 610423	13.0460-0424.2 610424
		

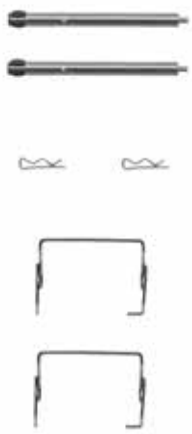


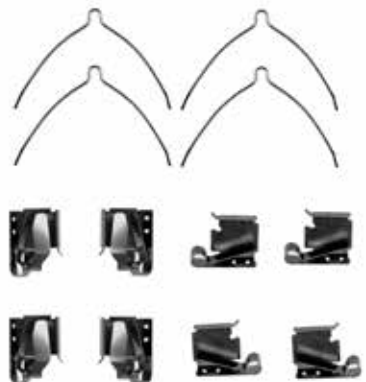
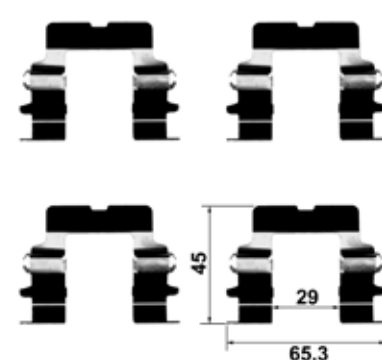
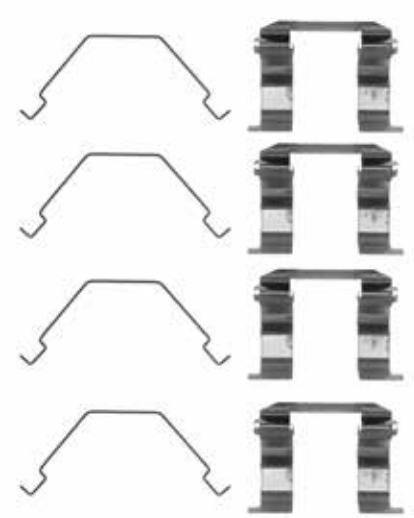



Abbildungen Belagsatz-Zubehör

Illustrations accessories for brake pad set - Illustrazioni accessori per kit di guarnizioni - Illustrations accessoires pour jeux de garnitures - Ilustraciones accesorios para juego de pastillas

13.0460-0427.2 610427	13.0460-0428.2 610428	13.0460-0429.2 610429
		
13.0460-0430.2 610430	13.0460-0431.2 610431	13.0460-0434.2 610434
		
13.0460-0435.2 610435	13.0460-0436.2 610436	13.0460-0437.2 610437
		


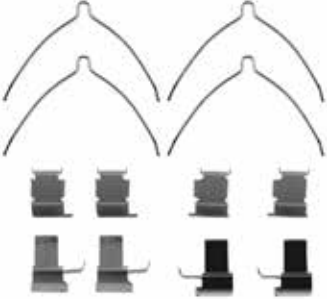
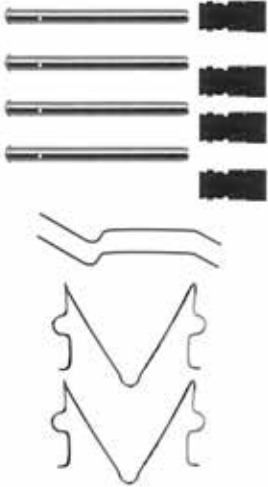





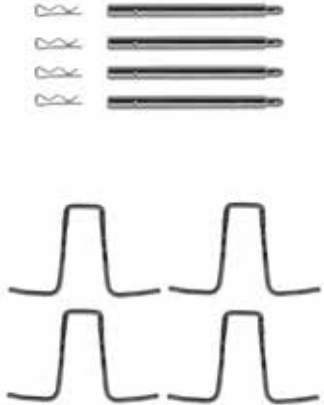
Abbildungen Belagsatz-Zubehör

Illustrations accessories for brake pad set - Illustrazioni accessori per kit di guarnizioni - Illustrations accessoires pour jeux de garnitures - Ilustraciones accesorios para juego de pastillas

13.0460-0438.2 610438	13.0460-0439.2 610439	13.0460-0440.2 610440
		
13.0460-0441.2 610441	13.0460-0442.2 610442	13.0460-0443.2 610443
		
13.0460-0446.2 610446	13.0460-0447.2 610447	13.0460-0448.2 610448
		

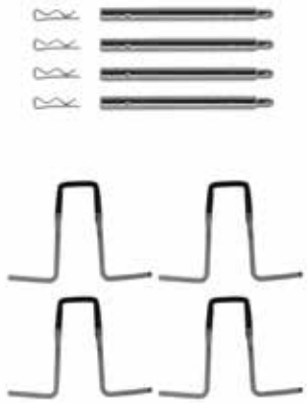
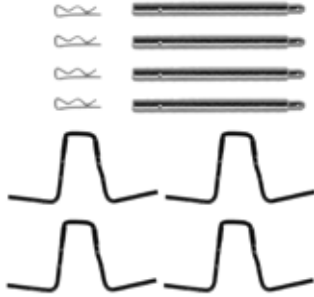

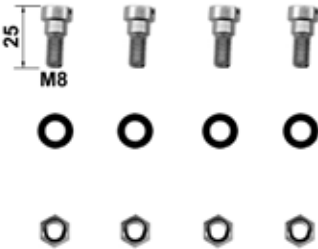
Abbildungen Belagsatz-Zubehör

Illustrations accessories for brake pad set - Illustrazioni accessori per kit di guarnizioni - Illustrations accessoires pour jeux de garnitures - Ilustraciones accesorios para juego de pastillas

13.0460-0449.2 610449	13.0460-0450.2 610450	13.0460-0451.2 610451
		
13.0460-0452.2 610452	13.0460-0453.2 610453	13.0460-0454.2 610454
		
13.0460-0905.2 610905	13.0460-0908.2 610908	13.0460-0910.2 610910
		

Abbildungen Belagsatz-Zubehör

Illustrations accessories for brake pad set - Illustrazioni accessori per kit di guarnizioni - Illustrations accessoires pour jeux de garnitures - Ilustraciones accesorios para juego de pastillas

13.0460-0911.2 610911	13.0460-0912.2 610912	13.0460-0916.2 610916
		
13.0460-0918.2 610918		
		















- Ⓓ Abbildungen Warnkontakte
- Ⓔ Illustrations wear indicators
- Ⓕ Illustrations témoins d'usure
- Ⓖ Illustrazioni rilevatori usura
- Ⓔ Ilustraciones contactos de desgaste
- Ⓗ Afbeeldingen waarschuwingscontacten
- Ⓓ Tegning advarselskontakter
- Ⓔ Avbildningar varningskontakter
- Ⓗ Ábrák figyelmeztető érintkező
- Ⓓ Figuras avisador de desgaste
- Ⓔ Изображение контактов предупредительного сигнала
- Ⓒ Zobrazení kontaktů indikátoru opotřebení
- Ⓓ Rysunki styki ostrzegawcze
- Ⓔ Εικόνες επαφών προειδοποίησης
- Ⓓ İkaz kontaklı resimleri
- Ⓔ 警示触点的图示
- Ⓓ 図: ウェアインジケータ
- Ⓓ صور تماس جهاز الإنذار



- Ⓓ Abbildungen Warnkontakte
- Ⓔ Illustrations wear indicators
- Ⓕ Illustrations témoins d'usure
- Ⓖ Illustrazioni rilevatori usura
- Ⓔ Ilustraciones contactos de desgaste
- Ⓗ Afbeeldingen waarschuwingscontacten
- Ⓓ Tegning advarselskontakter
- Ⓔ Avbildningar varningskontakter
- Ⓗ Ábrák figyelmeztető érintkező
- Ⓓ Figuras avisador de desgaste
- Ⓔ Изображение контактов предупредительного сигнала
- Ⓒ Zobrazení kontaktů indikátoru opotřebení
- Ⓓ Rysunki styki ostrzegawcze
- Ⓔ Εικόνες επαφών προειδοποίησης
- Ⓓ İkaz kontaklı resimleri
- Ⓔ 警示触点的图示
- Ⓓ 図: ウェアインジケータ
- Ⓓ صور تماس جهاز الإنذار











Abbildungen Warnkontakte

Illustrations wear indicators - Illustrazioni rilevatori usura - Illustrations Témoins d'usure - Ilustraciones contactos de desgaste

24.8190-0005.2		620005		OE - #
  84,4 mm	MERCEDES BENZ Transporter (BM 906) SPRINTER (06-)		2x	906 540 13 17
	VOLKSWAGEN CRAFTER (06-)		2x 2x	2E0 906 206 B
24.8190-0006.2		620006		OE - #
  675 mm	BMW 1er Reihe/F20/F21 Limousine (11-)		1x	34 35 6 792 289
	2er Reihe/F22 Coupe (13-)		1x	
	3er Reihe/F30 Limousine (12-)		1x	
	3er Reihe/F31 Touring (12-)		1x	
	3er Reihe/F34 GT (13-)		1x	
	4er Reihe/F32 Coupe (13-)		1x	
	4er Reihe/F33 Cabrio (14-)		1x	
	4er Reihe/F36 Gran Coupe (14-)		1x	
24.8190-0007.2		620007		OE - #
  1045 mm	BMW 1er Reihe/F20/F21 Limousine (11-)		1x	34 35 6 792 292
	2er Reihe/F22 Coupe (13-)		1x	
	3er Reihe/F30 Limousine (12-)		1x	
	3er Reihe/F31 Touring (12-)		1x	
	3er Reihe/F34 GT (13-)		1x	
	4er Reihe/F32 Coupe (13-)		1x	
	4er Reihe/F33 Cabrio (14-)		1x	
4er Reihe/F36 Gran Coupe (14-)		1x		
24.8190-0008.2		620008		OE - #
  1000 mm	BMW 5er Reihe/F10 Limousine (10-)		1x	34 35 2 284 343
	6er Reihe/F12 Cabrio (11-)		1x	
	6er Reihe/F13 Coupe (11-)		1x	
	6er Reihe/F06 Gran Coupe (12-)		1x	



















Abbildungen Warnkontakte

Illustrations wear indicators - Illustrazioni rilevatori usura - Illustrations Témoins d'usure - Ilustraciones contactos de desgaste

24.8190-0009.2	620009		OE - #
 <p>808 mm</p>	<p>MINI R55 Clubvan (12-) R58 Coupe (11-) R59 Roadster (12-)</p>	<p>1x 1x 1x</p>	<p>34 35 6 792 572</p>
24.8190-0010.2	620010		OE - #
 <p>1141 mm</p>	<p>MINI R55 Clubman (07-14) R55 Clubvan (12-) R56 (06-14) R57 Cabrio (09-14) R58 Coupe (11-) R59 Roadster (12-)</p>	<p>1x 1x 1x 1x 1x 1x</p>	<p>34 35 6 792 573</p>
24.8190-0011.2	620011		OE - #
 <p>362,5 mm</p>	<p>AUDI Q7 (06-15)</p>	<p>2x</p>	<p>4L0 615 437</p>
24.8190-0012.2	620012		OE - #
 <p>272,4 mm</p>	<p>AUDI Q7 (06-15)</p>	<p>2x</p>	<p>4L0 615 437 A</p>
24.8190-0013.2	620013		OE - #
 <p>323 mm</p>	<p>VOLKSWAGEN TOUAREG II (10-)</p>	<p>2x</p>	<p>7P0 907 637</p>


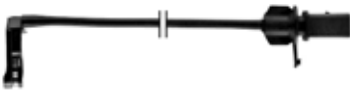










Abbildungen Warnkontakte

Illustrations wear indicators - Illustrazioni rilevatori usura - Illustrations Témoins d'usure - Ilustraciones contactos de desgaste

24.8190-0014.2		620014		OE - #
   296 mm	PORSCHE CAYENNE II (10-) PANAMERA (10-)	2x	958 612 365 00	
	VOLKSWAGEN TOUAREG II (10-)	2x	7P0 907 637 A	
24.8190-0015.2		620015		OE - #
  138 mm	PORSCHE CAYENNE II (10-) PANAMERA (10-)	2x	958 612 365 50	
	VOLKSWAGEN TOUAREG II (10-)	2x	7P0 907 637 C	
24.8190-0016.2		620016		OE - #
  359,6 mm	PORSCHE 911 COUPE (997) (04-13) 911 CABRIO (997) (05-13)	2x	997 612 769 00	
			2x	
24.8190-0017.2		620017		OE - #
  388,3 mm	AUDI A4 (B8) Avant (08-) A4 Cabrio (02-08) A5 Cabrio (09-) R8 / R8 Spyder (07-15)	2x	8E0 615 437	
			2x	
24.8190-0018.2		620018		OE - #
    755 mm	OPEL ASTRA G / Vauxhall Astra MKIV (98-04) ZAFIRA I / Vauxhall Zafira I (99-05)	2x	13153473	
			2x	62 35 674













Abbildungen Warnkontakte

Illustrations wear indicators - Illustrazioni rilevatori usura - Illustrations Témoins d'usure - Ilustraciones contactos de desgaste

24.8190-0019.2		620019		OE - #
  254 mm	AUDI			
	A6 (4G2/C7) Limousine (11-)		2x	4H0 615 121 P
	A6 (4G5/C7) Avant (11-)		2x	
	A7 Sportback (10-)		2x	
	A8 (09-)		2x	
24.8190-0020.2		620020		OE - #
  443,3 mm	AUDI			
	A6 (4G2/C7) Limousine (11-)		2x	4H0 615 121 Q
	A6 (4G5/C7) Avant (11-)		2x	
	A7 Sportback (10-)		2x	
	A8 (09-)		2x	
24.8190-0021.2		620021		OE - #
  478 mm	FORD			
	TRANSIT CUSTOM / TOURNEO CUSTOM (12-)		2x 2x	1792658 BK21-2N248-BC
24.8190-0023.2		620023		OE - #
  484,6 mm	PORSCHE			
	911 COUPE (997) (04-13)		2x	997 612 754 00
	911 CABRIO (997) (05-13)		2x	
	911 TARGA (997) (06-13)		2x	






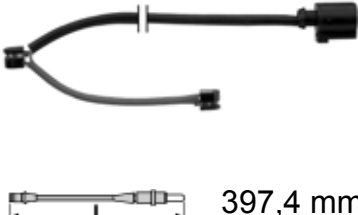

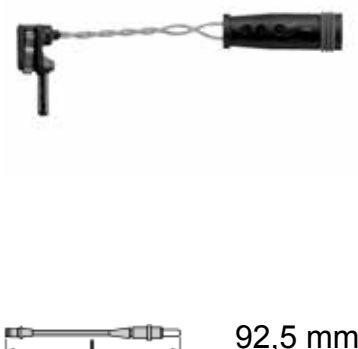
Abbildungen Warnkontakte

Illustrations wear indicators - Illustrazioni rilevatori usura - Illustrations Témoins d'usure - Ilustraciones contactos de desgaste

24.8190-0024.2	620024		OE - #
  369,6 mm	PORSCHE 911 COUPE (997) (04-13) BOXTER (987) (05-11) CAYMAN (987C) (05-12)	2x 2x 2x	997 612 759 00
24.8190-0025.2	620025		OE - #
  349,6 mm	PORSCHE 911 COUPE (997) (04-13) BOXTER (987) (05-11) CAYMAN (987C) (05-12)	2x 2x 2x	997 612 756 00
24.8190-0026.2	620026		OE - #
  312 mm	FORD TRANSIT (14-) TRANSIT CUSTOM / TOURNEO CUSTOM (12-)	2x 2x 2x	1781726 BK21-2N248-AB
24.8190-0027.2	620027		OE - #
  514,6 mm	PORSCHE 911 TARGA (997) (06-13)	2x	997 612 770 00













Abbildungen Warnkontakte

Illustrations wear indicators - Illustrazioni rilevatori usura - Illustrations Témoins d'usure - Ilustraciones contactos de desgaste

24.8190-0028.2	620028		OE - #
 <p>977 mm</p>	<p>BMW X5/E70 (07-13) X5/F15 (13-) X6/E71/E72 (08-14) X6/F16 (14-)</p>	<p>1x 1x 1x 1x</p>	<p>34 35 6 854 168</p>
24.8190-0065.2	620065		OE - #
 <p>172 mm</p>	<p>AUDI A3 / A3 Sportback (12-) TT (14-) SKODA SUPERB III (15-) SUPERB III Combi (15-) VOLKSWAGEN PASSAT / PASSAT VARIANT (14-) TOURAN II (15-)</p>	<p>1x 1x 1x 1x 1x 1x</p>	<p>8V0 615 437</p>
24.8190-0066.2	620066		OE - #
 <p>397,4 mm</p>	<p>PORSCHE CAYENNE I (03-10)</p>	<p>2x</p>	<p>955 612 365 50</p>
24.8190-0067.2	620067		OE - #
 <p>92,5 mm</p>	<p>MERCEDES BENZ A-Klasse (W176) (12-) B-Klasse (W246) (11-) C-Klasse (W205) Limousine (14-) C-Klasse (S205) Kombi (14-) CLA-Klasse (C117) (13-) CLA-Klasse (X117) Shooting Brake (15-) GLA-Klasse (X156) (13-)</p>	<p>1x 1x 1x 1x 1x 1x 1x 1x 1x 1x</p>	<p>169 540 16 17</p>
















Abbildungen Warnkontakte

Illustrations wear indicators - Illustrazioni rilevatori usura - Illustrations Témoins d'usure - Ilustraciones contactos de desgaste

24.8190-0068.2	620068		OE - #
  332 mm	AUDI A7 Sportback (10-) Q5 (08-)	1x 1x	8R0 615 121 A
24.8190-0069.2	620069		OE - #
  248 mm	PORSCHE 911 CABRIO (991) (12-) 911 COUPE (991) (11-) 911 TARGA (991) (14-) BOXSTER (981) (12-) CAYMAN (981C) (13-)	2x 2x 2x 2x 2x	991 609 161 00
24.8190-0070.2	620070		OE - #
  268 mm	PORSCHE BOXSTER (981) (12-) CAYMAN (981C) (13-)	2x 2x	981 609 163 00
24.8190-0071.2	620071		OE - #
  945 mm	BMW X5/E70 (07-13) X5/F15 (13-) X6/E71/E72 (08-14) X6/F16 (14-)	1x 1x 1x 1x	34 35 6 860 181













Abbildungen Warnkontakte

Illustrations wear indicators - Illustrazioni rilevatori usura - Illustrations Témoins d'usure - Ilustraciones contactos de desgaste

24.8190-0105.2	620105		OE - #
  240 mm	AUDI 100 Quattro (91-94) AUDI V8 (88-94)	2x 2x	441 919 351 A
24.8190-0106.2	620106		OE - #
  270 mm	AUDI TT Coupe (98-06) TT Roadster (99-06) VOLKSWAGEN GOLF IV (98-05)	1x 1x 1x	1J0 615 121
24.8190-0107.2	620107		OE - #
  235 mm	VOLKSWAGEN PASSAT (97-05)	1x	3B7 615 121
24.8190-0201.2	620201		OE - #
  235 mm	BMW 3er Reihe/E30 (82-93) Z1 (88-91)	1x 1x	34 35 9 058 889
24.8190-0206.2	620206		OE - #
  790 mm	BMW 3er Reihe/E36 Limousine (90-98) 3er Reihe/E36 Touring (95-99) 3er Reihe/E36 Coupe (92-99) 3er Reihe/E36 Cabrio (93-99)	1x 1x 1x 1x	34 35 1 181 342






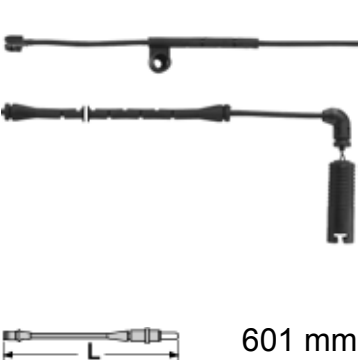

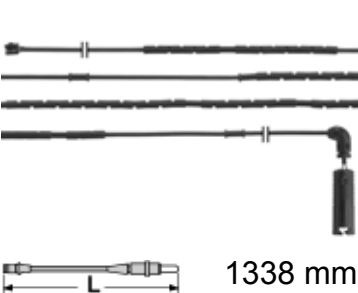


Abbildungen Warnkontakte

Illustrations wear indicators - Illustrazioni rilevatori usura - Illustrations Témoins d'usure - Ilustraciones contactos de desgaste

24.8190-0207.2	620207		OE - #
  786 mm	BMW 3er Reihe/E36 Limousine (90-98) 3er Reihe/E36 Touring (95-99) 3er Reihe/E36 Coupe (92-99) 3er Reihe/E36 Cabrio (93-99) 3er Reihe/E36 Compact (94-00) Z3/E36 (95-02)	1x 1x 1x 1x 1x 1x	34 35 1 181 338
24.8190-0208.2	620208		OE - #
  569 mm	BMW 7er Reihe/E38 (93-01)	1x	34 35 1 182 064
24.8190-0209.2	620209		OE - #
  620 mm	BMW 7er Reihe/E38 (93-01)	1x	34 35 1 182 065
24.8190-0210.2	620210		OE - #
  810 mm	BMW 3er Reihe/E36 Limousine (90-98) 3er Reihe/E36 Coupe (92-99) 3er Reihe/E36 Cabrio (93-99) Z3/E36 (95-02)	1x 1x 1x 1x	34 35 2 227 385











Abbildungen Warnkontakte

Illustrations wear indicators - Illustrazioni rilevatori usura - Illustrations Témoins d'usure - Ilustraciones contactos de desgaste

24.8190-0218.2	620218		OE - #
 <p>545 mm</p>	BMW 5er Reihe/E39 (96-03) Z8/E52 (00-03)	1x 1x	34 35 1 163 066
24.8190-0219.2	620219		OE - #
 <p>764 mm</p>	BMW 5er Reihe/E39 (96-03)	1x	34 35 2 229 018
24.8190-0220.2	620220		OE - #
 <p>601 mm</p>	BMW 3er Reihe/E46 Limousine (98-05) 3er Reihe/E46 Touring (99-05) 3er Reihe/E46 Coupe (99-06) 3er Reihe/E46 Cabrio (00-06) 3er Reihe/E46 Compact (01-05) Z4 Roadster/E85 (03-08)	1x 1x 1x 1x 1x 1x	34 35 1 164 371
24.8190-0221.2	620221		OE - #
 <p>1338 mm</p>	BMW 3er Reihe/E46 Limousine (98-05) 3er Reihe/E46 Touring (99-05) 3er Reihe/E46 Coupe (99-06) 3er Reihe/E46 Cabrio (00-06) 3er Reihe/E46 Compact (01-05)	1x 1x 1x 1x 1x	34 35 1 164 372
24.8190-0222.2	620222		OE - #
 <p>1090 mm</p>	BMW 5er Reihe/E39 (96-03)	1x	34 35 1 163 207






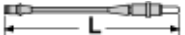






Abbildungen Warnkontakte

Illustrations wear indicators - Illustrazioni rilevatori usura - Illustrations Témoins d'usure - Ilustraciones contactos de desgaste

24.8190-0223.2		620223		OE - #
 <p>261 mm</p>	BMW 8er Reihe/E31 (90-99)	1x	34 35 1 181 823	
24.8190-0224.2		620224		OE - #
 <p>311 mm</p>	BMW 5er Reihe/E34 (88-96)	1x	34 35 1 181 802	
24.8190-0225.2		620225		OE - #
 <p>794 mm</p>	BMW X5/E53 (00-07)	1x	34 35 1 165 579	
24.8190-0226.2		620226		OE - #
 <p>712 mm</p>	BMW X5/E53 (00-07)	1x	34 35 1 165 580	
24.8190-0227.2		620227		OE - #
 <p>651 mm</p>	BMW 3er Reihe/E46 Limousine (98-05)	1x	34 35 6 751 311	
	3er Reihe/E46 Touring (99-05)	1x		
	3er Reihe/E46 Coupe (99-06)	1x		
	3er Reihe/E46 Cabrio (00-06)	1x		











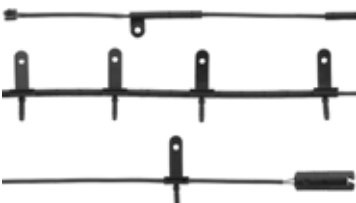

Abbildungen Warnkontakte

Illustrations wear indicators - Illustrazioni rilevatori usura - Illustrations Témoins d'usure - Ilustraciones contactos de desgaste

24.8190-0228.2	620228		OE - #
  1353 mm	BMW 3er Reihe/E46 Coupe (99-06) 3er Reihe/E46 Cabrio (00-06)	1x 1x	34 35 2 229 780
24.8190-0229.2	620229		OE - #
  1143 mm	BMW Z4 Coupe/E86 (06-08) Z4 Roadster/E85 (03-08)	1x 1x	34 35 6 757 896
24.8190-0230.2	620230		OE - #
  814 mm	BMW 7er Reihe/E65/66 (02-08)	1x	34 35 6 755 266 34 35 6 778 037
24.8190-0231.2	620231		OE - #
  830 mm	BMW 7er Reihe/E65/66 (02-08)	1x	34 35 6 755 267 34 35 6 778 038













Abbildungen Warnkontakte

Illustrations wear indicators - Illustrazioni rilevatori usura - Illustrations Témoins d'usure - Ilustraciones contactos de desgaste

24.8190-0232.2	620232		OE - #
  578 mm	BMW 7er Reihe/E38 (93-01)	1x	34 35 1 163 117
24.8190-0233.2	620233		OE - #
  758 mm	BMW Z8/E52 (00-03)	1x	34 35 1 166 057
24.8190-0234.2	620234		OE - #
  585 mm	BMW 7er Reihe/E38 (93-01)	1x	34 35 1 165 729
24.8190-0235.2	620235		OE - #
  883 mm	MINI R50 / R53 (00-06) R52 Cabrio (04-08)	1x 1x	34 35 6 761 447













Abbildungen Warnkontakte

Illustrations wear indicators - Illustrazioni rilevatori usura - Illustrations Témoins d'usure - Ilustraciones contactos de desgaste

24.8190-0236.2	620236		OE - #
  1130 mm	MINI R50 / R53 (00-06) R52 Cabrio (04-08)	1x 1x	34 35 6 761 448
24.8190-0240.2	620240		OE - #
  735 mm	BMW X3/E83 (03-10)	1x	34 35 3 411 756
24.8190-0241.2	620241		OE - #
  1055 mm	BMW X3/E83 (03-10)	1x	34 35 3 411 757
24.8190-0244.2	620244		OE - #
  611 mm	BMW Z4 Coupe/E86 (06-08) Z4 Roadster/E85 (03-08)	1x 1x	34 35 7 836 795













Abbildungen Warnkontakte

Illustrations wear indicators - Illustrazioni rilevatori usura - Illustrations Témoins d'usure - Ilustraciones contactos de desgaste

24.8190-0245.2	620245		OE - #
  1163 mm	BMW Z4 Coupe/E86 (06-08) Z4 Roadster/E85 (03-08)	1x 1x	34 35 7 836 969
24.8190-0254.2	620254		OE - #
  745 mm	BMW X3/E83 (03-10)	1x	34 35 3 414 662
24.8190-0260.2	620260		OE - #
  1060 mm	BMW 5er Reihe/F07 GT GRAN TURISMO (09-) 7er Reihe/F01/F02/F03/F04 (08-15)	1x	34 35 6 775 850
24.8190-0261.2	620261		OE - #
  1045 mm	BMW 7er Reihe/F01/F02/F03/F04 (08-15)	1x	34 35 6 775 858










Abbildungen Warnkontakte

Illustrations wear indicators - Illustrazioni rilevatori usura - Illustrations Témoins d'usure - Ilustraciones contactos de desgaste

24.8190-0262.2	620262		OE - #
  1338 mm	BMW Z4 Roadster/E89 (09-)	 1x	34 35 6 789 446
24.8190-0263.2	620263		OE - #
  969 mm	BMW Z4 Roadster/E89 (09-)	 1x	34 35 6 789 444
24.8190-0264.2	620264		OE - #
  630 mm	BMW 1er Reihe/E81/E87 Limousine (04-11) 1er Reihe/E82 Coupe (07-13) 1er Reihe/E88 Cabrio (08-13) 3er Reihe/E90 Limousine (05-12) 3er Reihe/E91 Touring (05-12) 3er Reihe/E92 Coupe (06-13) 3er Reihe/E93 Cabrio (07-13)	 1x 1x 1x 1x 1x 1x 1x	34 35 6 789 439






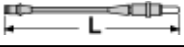





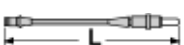
Abbildungen Warnkontakte

Illustrations wear indicators - Illustrazioni rilevatori usura - Illustrations Témoins d'usure - Ilustraciones contactos de desgaste

24.8190-0265.2	620265		OE - #
  1086 mm	BMW 1er Reihe/E81/E87 Limousine (04-11) 1er Reihe/E82 Coupe (07-13) 1er Reihe/E88 Cabrio (08-13) 3er Reihe/E90 Limousine (05-12) 3er Reihe/E91 Touring (05-12) 3er Reihe/E92 Coupe (06-13) 3er Reihe/E93 Cabrio (07-13)	 1x 1x 1x 1x 1x 1x 1x	 34 35 6 789 445
24.8190-0266.2	620266		OE - #
  840 mm	BMW 3er Reihe/E90 Limousine (05-12) 3er Reihe/E91 Touring (05-12) 3er Reihe/E92 Coupe (06-13) X1/E84 (09-)	 1x 1x 1x 1x	 34 35 6 789 441
24.8190-0267.2	620267		OE - #
  679 mm	BMW 1er Reihe/E81/E87 Limousine (04-11) 1er Reihe/E82 Coupe (07-13) 1er Reihe/E88 Cabrio (08-13) 3er Reihe/E90 Limousine (05-12) 3er Reihe/E91 Touring (05-12) 3er Reihe/E92 Coupe (06-13) 3er Reihe/E93 Cabrio (07-13)	 1x 1x 1x 1x 1x 1x 1x	 34 35 6 789 440













Abbildungen Warnkontakte

Illustrations wear indicators - Illustrazioni rilevatori usura - Illustrations Témoins d'usure - Ilustraciones contactos de desgaste

24.8190-0268.2	620268		OE - #
  905 mm	BMW X5/E70 (07-13) X6/E71/E72 (08-14)	1x 1x	34 35 6 789 501
24.8190-0269.2	620269		OE - #
  965 mm	BMW X5/E70 (07-13) X6/E71/E72 (08-14)	1x 1x	34 35 6 771 766 34 35 6 789 505
24.8190-0270.2	620270		OE - #
  898 mm	BMW X5/E70 (07-13) X6/E71/E72 (08-14)	1x 1x	34 35 6 789 502
24.8190-0271.2	620271		OE - #
  659 mm	BMW 1er Reihe/E82 Coupe (07-13) 3er Reihe/E90 Limousine (05-12) 3er Reihe/E92 Coupe (06-13) 3er Reihe/E93 Cabrio (07-13)	1x 1x 1x 1x	34 35 2 283 335













Abbildungen Warnkontakte

Illustrations wear indicators - Illustrazioni rilevatori usura - Illustrations Témoins d'usure - Ilustraciones contactos de desgaste

24.8190-0272.2	620272		OE - #
  672 mm	BMW 3er Reihe/E90 Limousine (05-12) 3er Reihe/E92 Coupe (06-13) 3er Reihe/E93 Cabrio (07-13)	1x 1x 1x	34 35 2 283 405
24.8190-0273.2	620273		OE - #
  662 mm	BMW 5er Reihe/E60 Limousine (03-10) 5er Reihe/E61 Touring (04-10) 6er Reihe/E63 Coupe (04-11) 6er Reihe/E64 Cabrio (04-11)	1x 1x 1x 1x	34 35 6 789 492
24.8190-0274.2	620274		OE - #
  664 mm	BMW 5er Reihe/E60 Limousine (03-10) 6er Reihe/E63 Coupe (04-11) 6er Reihe/E64 Cabrio (04-11)	1x 1x 1x	34 35 6 789 493
24.8190-0275.2	620275		OE - #
  872 mm	BMW 5er Reihe/E61 Touring (04-10)	1x	34 35 6 789 494













Abbildungen Warnkontakte

Illustrations wear indicators - Illustrazioni rilevatori usura - Illustrations Témoins d'usure - Ilustraciones contactos de desgaste

24.8190-0276.2	620276		OE - #
  674 mm	BMW 5er Reihe/E61 Touring (04-10) 6er Reihe/E63 Coupe (04-11) 6er Reihe/E64 Cabrio (04-11)	1x 1x 1x	34 35 2 282 935
24.8190-0277.2	620277		OE - #
  802 mm	MINI R55 Clubman (07-14) R56 (06-14) R57 Cabrio (09-14)	1x 1x 1x	34 35 6 789 329
24.8190-0278.2	620278		OE - #
  1130 mm	MINI R55 Clubman (07-) R56 (06-) R57 Cabrio (09-14)	1x 1x 1x	34 35 6 773 018 34 35 6 789 330
24.8190-0279.2	620279		OE - #
  992 mm	BMW 5er Reihe/E61 Touring (04-10)	1x	34 35 2 283 035









Abbildungen Warnkontakte

Illustrations wear indicators - Illustrazioni rilevatori usura - Illustrations Témoins d'usure - Ilustraciones contactos de desgaste

24.8190-0280.2	620280		OE - #
  930 mm	BMW X6/E71/E72 (08-14)	1x	34 35 6 789 503
24.8190-0281.2	620281		OE - #
  962 mm	BMW X5/E70 (07-13) X6/E71/E72 (08-14)	1x	34 35 6 789 080
24.8190-0282.2	620282		OE - #
  1120 mm	BMW X1/E84 (09-)	1x	34 35 6 790 341
24.8190-0283.2	620283		OE - #
  632 mm	BMW X1/E84 (09-)	1x	34 35 6 790 340













Abbildungen Warnkontakte

Illustrations wear indicators - Illustrazioni rilevatori usura - Illustrations Témoins d'usure - Ilustraciones contactos de desgaste

24.8190-0284.2		620284		OE - #
 650 mm	BMW			
	1er Reihe/E81/E87 Limousine (04-11)	1x		34 35 6 792 559
	1er Reihe/E82 Coupe (07-13)	1x		
	1er Reihe/E88 Cabrio (08-13)	1x		
	3er Reihe/E90 Limousine (05-12)	1x		
	3er Reihe/E91 Touring (05-12)	1x		
	3er Reihe/E92 Coupe (06-13)	1x		
	3er Reihe/E93 Cabrio (07-13)	1x		
24.8190-0285.2		620285		
 1107 mm	BMW			
	1er Reihe/E81/E87 Limousine (04-11)	1x		34 35 6 792 564
	1er Reihe/E82 Coupe (07-13)	1x		
	1er Reihe/E88 Cabrio (08-13)	1x		
	3er Reihe/E90 Limousine (05-12)	1x		
	3er Reihe/E91 Touring (05-12)	1x		
	3er Reihe/E92 Coupe (06-13)	1x		
3er Reihe/E93 Cabrio (07-13)	1x			
24.8190-0286.2		620286		OE - #
 867 mm	BMW			
	3er Reihe/E90 Limousine (05-12)	1x		34 35 6 792 561
	3er Reihe/E91 Touring (05-12)	1x		
	3er Reihe/E92 Coupe (06-13)	1x		
X1/E84 (09-)	1x			
24.8190-0287.2		620287		OE - #
 723 mm	BMW			
	1er Reihe/E81/E87 Limousine (04-11)	1x		34 35 6 792 560
	1er Reihe/E82 Coupe (07-13)	1x		
	1er Reihe/E88 Cabrio (08-13)	1x		
	3er Reihe/E90 Limousine (05-12)	1x		
	3er Reihe/E91 Touring (05-12)	1x		
	3er Reihe/E92 Coupe (06-13)	1x		
3er Reihe/E93 Cabrio (07-13)	1x			


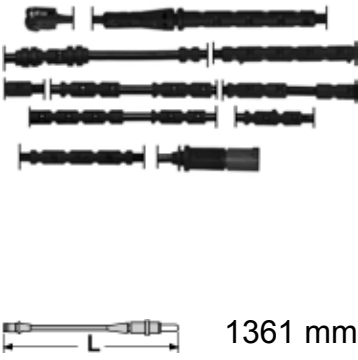






Abbildungen Warnkontakte

Illustrations wear indicators - Illustrazioni rilevatori usura - Illustrations Témoins d'usure - Ilustraciones contactos de desgaste

24.8190-0288.2	620288		OE - #
  698 mm	BMW 1er Reihe/E88 Cabrio (08-13)	1x	34 35 6 794 285
24.8190-0289.2	620289		OE - #
  938 mm	BMW X5/E70 (07-13) X5/F15 (13-) X6/E71/E72 (08-14) X6/F16 (14-)	1x 1x 1x 1x	34 35 6 792 567
24.8190-0290.2	620290		OE - #
  1002 mm	BMW X5/E70 (07-13) X5/F15 (13-) X6/E71/E72 (08-14) X6/F16 (14-)	1x 1x 1x 1x	34 35 6 792 571
24.8190-0291.2	620291		OE - #
  974 mm	BMW X5/E70 (07-13) X5/F15 (13-) X6/E71/E72 (08-14) X6/F16 (14-)	1x 1x 1x 1x	34 35 6 792 568






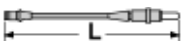






Abbildungen Warnkontakte

Illustrations wear indicators - Illustrazioni rilevatori usura - Illustrations Témoins d'usure - Ilustraciones contactos de desgaste

24.8190-0294.2	620294		OE - #
 <p>1361 mm</p>	<p>BMW Z4 Roadster/E89 (09-)</p>	<p>1x</p>	<p>34 35 6 792 566</p>
24.8190-0295.2	620295		OE - #
 <p>1013 mm</p>	<p>BMW Z4 Roadster/E89 (09-)</p>	<p>1x</p>	<p>34 35 6 792 563</p>
24.8190-0296.2	620296		OE - #
 <p>1141 mm</p>	<p>BMW X1/E84 (09-)</p>	<p>1x</p>	<p>34 35 6 792 565</p>
24.8190-0297.2	620297		OE - #
 <p>676 mm</p>	<p>BMW X1/E84 (09-)</p>	<p>1x</p>	<p>34 35 6 792 562</p>













Abbildungen Warnkontakte

Illustrations wear indicators - Illustrazioni rilevatori usura - Illustrations Témoins d'usure - Ilustraciones contactos de desgaste

24.8190-0298.2		620298		OE - #
  1087 mm	BMW			
	5er Reihe/F07 GT GRAN TURISMO (09-)	1x	34 35 6 791 958	
	5er Reihe/F10 Limousine (10-)	1x		
	5er Reihe/F11 Touring (10-)	1x		
	6er Reihe/F06 Gran Coupé (12-)	1x		
	6er Reihe/F12 Cabrio (11-)	1x		
	6er Reihe/F13 Coupe (11-)	1x		
7er Reihe/F01/F02/F03/F04 (08-15)	1x			
24.8190-0299.2		620299		OE - #
  1065 mm	BMW			
	7er Reihe/F01/F02/F03/F04 (08-15)	1x	34 35 6 791 960	
24.8190-0300.2		620300		OE - #
  1054 mm	BMW			
	5er Reihe/F07 GT GRAN TURISMO (09-)	1x	34 35 6 791 961	
24.8190-0301.2		620301		OE - #
  311,6 mm	AUDI			
	A6 (4G2/C7) Limousine (11-)	1x	4H0 615 121 J	
	A6 (4G5/C7) Avant (11-)	1x		
	A6 Allroad (12-)	1x		
	A7 Sportback (10-)	2x		
	A8 (09-)	2x		
Q5 (08-)	1x			













Abbildungen Warnkontakte

Illustrations wear indicators - Illustrazioni rilevatori usura - Illustrations Témoins d'usure - Ilustraciones contactos de desgaste

24.8190-0302.2	620302		OE - #
  367,4 mm	<p>AUDI A3 / A3 Sportback (03-13) TT Coupe (06-14) TT Roadster (07-14)</p> <p>SEAT LEON III (5F) / SC / ST (12-)</p>	<p>1x 1x 1x 1x</p>	<p>8J0 615 437</p>
24.8190-0303.2	620303		OE - #
  296,6 mm	<p>AUDI A8 (09-)</p>	<p>2x</p>	<p>4H0 615 121 E</p>
24.8190-0304.2	620304		OE - #
  724 mm	<p>LAND ROVER RANGE ROVER III (LM) (02-12)</p>	<p>1x</p>	<p>SEM000012</p>
24.8190-0305.2	620305		OE - #
  1184 mm	<p>LAND ROVER RANGE ROVER III (LM) (02-12)</p>	<p>1x</p>	<p>SOE500030</p>











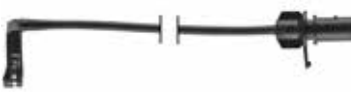

Abbildungen Warnkontakte

Illustrations wear indicators - Illustrazioni rilevatori usura - Illustrations Témoins d'usure - Ilustraciones contactos de desgaste

24.8190-0306.2	620306		OE - #
  908 mm	MINI R60 Countryman (10-) R61 Paceman (12-)	1x 1x	34 35 9 804 833
24.8190-0307.2	620307		OE - #
  957 mm	MINI R60 Countryman (10-) R61 Paceman (12-)	1x 2x	34 35 9 804 834
24.8190-0308.2	620308		OE - #
  1110 mm	BMW 5er Reihe/F11 Touring (10-)	1x	34 35 6 791 963
24.8190-0309.2	620309		OE - #
  954 mm	BMW X3/F25 (10-) X4/F26 (14-)	1x 1x	34 35 6 790 303





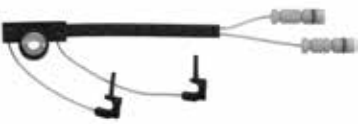




Abbildungen Warnkontakte

Illustrations wear indicators - Illustrazioni rilevatori usura - Illustrations Témoins d'usure - Ilustraciones contactos de desgaste

24.8190-0310.2	620310		OE - #
  1243 mm	BMW X3/F25 (10-) X4/F26 (14-)	 1x 1x	 34 35 6 790 304
24.8190-0311.2	620311		OE - #
  300 mm	AUDI A6 (4G5/C7) Avant (11-) A6 Allroad (12-) A7 Sportback (10-) Q5 (08-)	 1x 1x 2x 1x	 8K0 615 121
24.8190-0312.2	620312		OE - #
  915 mm	BMW 5er Reihe/F10 Limousine (10-) 6er Reihe/F06 Gran Coupé (12-) 6er Reihe/F12 Cabrio (11-) 6er Reihe/F13 Coupe (11-)	 1x 1x 1x 1x	 34 35 6 791 962
24.8190-0313.2	620313		OE - #
  217 mm	AUDI A6 Allroad (12-) A7 Sportback (10-) PORSCHE MACAN (13-)	 1x 1x 2x	 4G0 615 121

Abbildungen Warnkontakte

Illustrations wear indicators - Illustrazioni rilevatori usura - Illustrations Témoins d'usure - Ilustraciones contactos de desgaste

24.8190-0403.2	620403		OE - #
  315 mm	MERCEDES BENZ MB-TRAC (BM 440) 65/70/700/800/900 MB-TRAC (BM 441) 1000 UNIMOG (BM 403) / UNIMOG (BM 406) UNIMOG (BM 413) 72/80/800 L UNIMOG (BM 416) / UNIMOG (BM 417) UNIMOG (BM 424) / UNIMOG (BM 427) UNIMOG (BM 435) 435/1300 L/1700/1700 L UNIMOG (BM 436) 1300/1700 UNIMOG (BM 437) 1350-2450 UNIMOG 20 (BM 405.050) (07-) UNIMOG 3000-5000 (BM 437.4) (02-) UNIMOG 300-400 (BM 405.1) (00-)	2x 2x 4x 2x 4x 2x 4x 2x 4x 2x 4x 2x 4x 4x 4x 2x 4x 2x 4x 4x 2x 4x 4x 4x	435 542 00 17
24.8190-0406.2	620406		OE - #
  261 mm	MERCEDES BENZ G-Klasse (W460) (79-93) G-Klasse (W461) (90-) G-Klasse (W463) (90-) G-Klasse (W463) Cabrio (90-)	2x 2x 2x 2x	460 540 06 17
24.8190-0407.2	620407		OE - #
  84 mm (185)mm	MERCEDES BENZ G-Klasse (W461) (90-) G-Klasse (W463) (90-) G-Klasse (W463) Cabrio (90-) V-Klasse (BM638) (96-03) VITO (BM638) (96-03) Transporter (BM 901/902) SPRINTER (95-06) Transporter (BM 903/904) SPRINTER (95-06) Transporter (BM 905) SPRINTER (01-06) VOLKSWAGEN LT/- 4x4 (96-06)	2x 2x 2x 2x 2x 2x 2x 2x 2x 2x 2x 2x	901 540 00 17 901 540 01 17 2D0 919 351

Abbildungen Warnkontakte

Illustrations wear indicators - Illustrazioni rilevatori usura - Illustrations Témoins d'usure - Ilustraciones contactos de desgaste

24.8190-0410.2

620410



OE - #




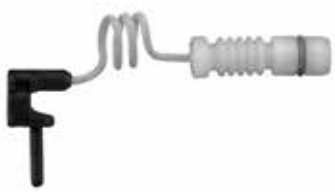











97,5 mm

MERCEDES BENZ

A-Klasse (W169) (04-12)/B-Kl(W245) (05-11)	1x	211 540 17 17
C-Klasse (W203) Limousine (00-07)	2x 2x	
C-Klasse (S203) Kombi (01-07)	2x 1x	
C-Klasse (CL203) Sportcoupe (01-08)	2x 1x	
C-Klasse (CLC203) Coupe (08-10)	1x 1x	
C-Klasse (W204) Lim(07-14)/(S204) Komb(07-14)	1x 1x	
C-Klasse (C204) Coupe (11-)	2x 2x	
C-Klasse (W205) Limousine (14-)	1x	
CL-Klasse (C215) Coupe (99-06)	2x 1x	
CL-Klasse (C216) Coupe (06-14)	1x 1x	
CLK-Klasse (C209) Coupe (02-09)	2x 1x	
CLK-Klasse (A209) Cabrio (03-09)	2x 1x	
CLS-Klasse (C219) Coupe (04-10)	2x 1x	
CLS-Klasse (C218) Coupe (10-)	1x 1x	
CLS-Klasse (X218) Shooting Brake (12-)	1x 1x	
E-Klasse (W211) Lim (02-09)/(S211)Komb03-09)	1x 1x	
E-Klasse (W212) Limousine (09-)	1x 1x	
E-Klasse (S212) Kombi (09-)	2x 1x	
E-Klasse (C207) Coupe (09-)	1x 1x	
E-Klasse (A207) Cabrio (10-)	2x 1x	
GL-(X166) (12-)/GLE-Klasse (C292) Coupe (15-)	1x	
GLK-Klasse (X204) (08-)	1x 1x	
M-Klasse/GLE-Klasse (W166) (11-)	1x	
S-Klasse (W220) (98-06)	2x 1x	
S-Klasse (W221) (06-13)	1x 1x	
S-Klasse (W222) (13-)	2x	
S-Klasse (C217) Coupe (14-)	1x	
SL-Klasse (R230) (01-11)	2x 1x	
SL-Klasse (R231) (12-)	1x	
SLK-Klasse (R171) (04-11)	2x 1x	
SLK-Klasse (R172) (11-)	2x 1x	
SLR-Klasse (C199) Coupe (04-09)	2x	
VANEO (BM414) (02-05)	1x	
















Abbildungen Warnkontakte

Illustrations wear indicators - Illustrazioni rilevatori usura - Illustrations Témoins d'usure - Ilustraciones contactos de desgaste

24.8190-0411.2	620411		OE - #
  72 mm	MERCEDES BENZ M-Klasse (W163) (98-05)	 2x	202 540 07 17
24.8190-0412.2	620412		OE - #
  114 mm	MERCEDES BENZ M-Klasse (W163) (98-05)	 2x	163 540 15 17 163 540 17 17
24.8190-0415.2	620415		OE - #
  239 mm  180 mm	MERCEDES BENZ Transporter (BM 668) 609 D Transporter (BM 669) 709 D/711 D Transporter (BM 670) 809 D-814 D Transporter (BM 905) SPRINTER (01-06) Transporter VARIO (96-13)	 2x 2x 2x 2x 2x	669 540 04 17











Abbildungen Warnkontakte

Illustrations wear indicators - Illustrazioni rilevatori usura - Illustrations Témoins d'usure - Ilustraciones contactos de desgaste

24.8190-0702.2		620702		OE - #
	OPEL OMEGA A / Vauxhall Carlton (87-93)		2x	12 38 343 90250705
	860 mm			
24.8190-0703.2		620703		OE - #
	OPEL OMEGA A / Vauxhall Carlton (87-93) SENATOR B / Vauxhall Royal (88-93)		2x 2x	12 38 369 90342177
	860 mm			
24.8190-0704.2				OE - #
	OPEL VECTRA A / Vauxhall Cavalier (89-95)		2x	12 38 349 90335785
	660 mm			
24.8190-0705.2		620705		OE - #
	OPEL ASTRA F / Vauxhall Astra MKIII (91-01) CALIBRA / Vauxhall Calibra (89-97) VECTRA A / Vauxhall Cavalier (89-95)		2x 2x 2x	12 38 348 90335784
	670 mm			
24.8190-0706.2		620706		OE - #
	OPEL OMEGA A / Vauxhall Carlton (87-93)		2x	12 38 403 90305792
	660 mm			











Abbildungen Warnkontakte

Illustrations wear indicators - Illustrazioni rilevatori usura - Illustrations Témoins d'usure - Ilustraciones contactos de desgaste

24.8190-0707.2	620707		OE - #
 <p>685 mm</p>	<p>OPEL ASTRA F / Vauxhall Astra MKIII (91-01) ASTRA F CLASSIC (98-02) CALIBRA / Vauxhall Calibra (89-97) VECTRA A / Vauxhall Cavalier (89-95)</p>	<p>2x 2x 2x 2x</p>	<p>12 38 984 90425491</p>
24.8190-0708.2	620708		OE - #
 <p>950 mm</p>	<p>OPEL KADETT E / Vau. Astra E/Belmont (84-93)</p>	<p>2x</p>	<p>12 38 404 90305918</p>
24.8190-0709.2	620709		OE - #
 <p>660 mm</p>	<p>OPEL SENATOR B / Vauxhall Royal (88-93)</p>	<p>2x</p>	<p>12 38 409 90343961</p>
24.8190-0710.2	620710		OE - #
 <p>730 mm</p>	<p>OPEL OMEGA B / Vauxhall Omega (94-03)</p>	<p>2x</p>	<p>62 38 322 90495145</p>
24.8190-0711.2	620711		OE - #
 <p>730 mm</p>	<p>OPEL OMEGA B / Vauxhall Omega (94-03)</p>	<p>2x</p>	<p>62 38 323 90495144</p>









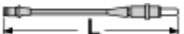
Abbildungen Warnkontakte

Illustrations wear indicators - Illustrazioni rilevatori usura - Illustrations Témoins d'usure - Ilustraciones contactos de desgaste

24.8190-0712.2	620712		OE - #
 <p>660 mm</p>	<p>OPEL OMEGA A / Vauxhall Carlton (87-93)</p>	2x	12 38 408 90343962
24.8190-0713.2	620713		OE - #
 <p>685 mm</p>	<p>OPEL CALIBRA / Vauxhall Calibra (89-97)</p>	2x	62 38 399 90538302
24.8190-0714.2	620714		OE - #
 <p>660 mm</p>	<p>OPEL VECTRA B / Vauxhall Vectra (96-02)</p>	2x	62 38 388 90497051
24.8190-0715.2	620715		OE - #
 <p>660 mm</p>	<p>OPEL VECTRA B / Vauxhall Vectra (96-02)</p>	2x	62 38 389 90497052
24.8190-0716.2	620716		OE - #
 <p>680 mm</p>	<p>OPEL OMEGA A / Vauxhall Carlton (87-93) SENATOR B / Vauxhall Royal (88-93)</p>	2x 2x	12 38 783 90345102













Abbildungen Warnkontakte

Illustrations wear indicators - Illustrazioni rilevatori usura - Illustrations Témoins d'usure - Ilustraciones contactos de desgaste

24.8190-0718.2	620718		OE - #
  720 mm	<p>OPEL ASTRA G / Vauxhall Astra MKIV (98-04) ZAFIRA I / Vauxhall Zafira I (99-05)</p> <p>SAAB 9-3 (YS3D) (98-02) 9-3 Cabriolet (YS3D) (98-03) 9-5 Limousine (YS3E) (97-10) 9-5 Kombi (YS3E) (98-10) 900 (94-98)</p>	<p>2x 2x 2x 2x 2x 2x 2x</p>	<p>12 38 442 13122323</p>
24.8190-0719.2	620719		OE - #
  686 mm	<p>FIAT CROMA (05-10)</p> <p>OPEL SIGNUM / Vauxhall Signum (03-08) VECTRA C (F68,F69)/Vau. Vectra MK II (02-08) VECTRA C Caravan (F35) / Vau. MK II (03-08)</p>	<p>1x 1x 1x 1x</p>	<p>62 38 230 24427919</p>
24.8190-0720.2	620720		OE - #
  287 mm	<p>OPEL ASTRA H / GTC / Vauxhall Astra MKV (04-10) ASTRA H Caravan/VauAstra MKV Esate(04-10) ASTRA H TwinTop (06-10) SIGNUM / Vauxhall Signum (03-08) VECTRA C (F68,F69)/Vau. Vectra MK II (02-08) VECTRA C Caravan (F35) / Vau. MK II (03-08) ZAFIRA II / Vauxhall Zafira II (05-)</p>	<p>1x 1x 1x 1x 1x 1x 1x</p>	<p>62 35 647 13116560</p>












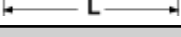



Abbildungen Warnkontakte

Illustrations wear indicators - Illustrazioni rilevatori usura - Illustrations Témoins d'usure - Ilustraciones contactos de desgaste

24.8190-0721.2	620721		OE - #
  700 mm	OPEL SIGNUM / Vauxhall Signum (03-08) VECTRA C (F68,F69)/Vau. Vectra MK II (02-08) VECTRA C Caravan (F35) / Vau. MK II (03-08)	1x 1x 1x	62 35 623 13131256
24.8190-0722.2	620722		OE - #
  302 mm	OPEL SIGNUM / Vauxhall Signum (03-08) VECTRA C (F68,F69)/Vau. Vectra MK II (02-08) VECTRA C Caravan (F35) / Vau. MK II (03-08)	1x 1x 1x	62 35 648 13139260
24.8190-0903.2	620903		OE - #
  1005 mm	PORSCHE 928 (77-95)	2x	928 612 311 01 928 612 311 02 928 612 311 03
24.8190-0904.2	620904		OE - #
  275 mm	PORSCHE 911 (63-90) 944 (81-91)	2x 2x 2x	944 612 211 00 944 612 211 02













Abbildungen Warnkontakte

Illustrations wear indicators - Illustrazioni rilevatori usura - Illustrations Témoins d'usure - Ilustraciones contactos de desgaste

24.8190-0905.2		620905		OE - #
  357 mm	PORSCHE 944 (81-91)	2x	944 612 211 01	
24.8190-0909.2		620909		OE - #
  207 mm	PORSCHE 928 (77-95)	2x	928 612 315 02	
24.8190-0910.2		620910		OE - #
  515 mm	PORSCHE 928 (77-95)	2x	928 612 313 02	
24.8190-0913.2		620913		OE - #
  308 mm	PORSCHE 944 (81-91)	2x	944 612 212 01	
24.8190-0915.2		620915		OE - #
  333 mm	PORSCHE 928 (77-95)	2x	928 612 365 01	





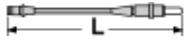






Abbildungen Warnkontakte

Illustrations wear indicators - Illustrazioni rilevatori usura - Illustrations Témoins d'usure - Ilustraciones contactos de desgaste

24.8190-0916.2		620916		OE - #
  395 mm	PORSCHE 944 (81-91) 968 COUPE (91-95) 968 CABRIO (91-95)		2x 2x 2x 2x 2x 2x	944 612 365 01
24.8190-0917.2		620917		OE - #
  518 mm	PORSCHE 911 (964) (88-93) 911 CABRIO (964) (89-94) 911 (993) (93-97) 911 TARGA (993) (95-97) 911 CABRIO (993) (94-97)		2x 2x 2x 2x 2x	964 612 363 01
24.8190-0918.2		620918		OE - #
  440 mm	PORSCHE 911 (964) (88-93) 911 CABRIO (964) (89-94)		2x 2x	964 612 365 01
24.8190-0919.2		620919		OE - #
  638 mm	PORSCHE 928 (77-95)		2x	928 612 363 00 928 612 363 01
















Abbildungen Warnkontakte

Illustrations wear indicators - Illustrazioni rilevatori usura - Illustrations Témoins d'usure - Ilustraciones contactos de desgaste

24.8190-0920.2		620920		OE - #
  698 mm	PORSCHE 911 (993) (93-97) 911 TARGA (993) (95-97) 911 CABRIO (993) (94-97)		2x 2x 2x	993 612 365 01
	PORSCHE 911 (996) (97-05) 911 TARGA (996) (01-05) 911 CABRIO (996) (98-05) 911 COUPE (997) (04-13) 911 CABRIO (997) (05-13) BOXSTER (986) (96-04)		2x 2x 2x 2x 2x 2x 2x 2x 2x	996 612 365 00
PORSCHE BOXSTER (986) (96-04) BOXSTER (987) (05-11) CAYMAN (987C) (05-12)			2x 2x 2x	986 612 365 00
  440 mm				
24.8190-0925.2		620925		OE - #
  265 mm	PORSCHE 928 (77-95)		2x	928 612 366 00
	PORSCHE 911 (964) (88-93) 911 (993) (93-97) 911 CABRIO (993) (94-97)		2x 2x 2x	993 612 368 00
  475 mm				
24.8190-0926.2		620926		OE - #
















Abbildungen Warnkontakte

Illustrations wear indicators - Illustrazioni rilevatori usura - Illustrations Témoins d'usure - Ilustraciones contactos de desgaste

24.8190-0927.2		620927		OE - #
  276 mm	PORSCHE 911 (63-90)		2x	993 612 965 01
	PORSCHE CAYENNE I (03-10)		2x	955 612 365 00
VOLKSWAGEN TOUAREG I (03-10)			2x	7L0 907 637
24.8190-0929.2		620929		OE - #
  417,4 mm	AUDI Q7 (06-)		2x	7L0 907 637
	PORSCHE CAYENNE I (03-10)		2x	955 612 365 00
	VOLKSWAGEN TOUAREG I (03-10)		2x	7L0 907 637
24.8190-0930.2		620930		OE - #
  252,4 mm	AUDI Q7 (06-)		2x	7L0 907 637 C
	PORSCHE CAYENNE I (03-10)		2x	955 612 365 20 955 612 365 30
	VOLKSWAGEN TOUAREG I (03-10)		2x	7L0 907 637 C
24.8190-0931.2		620931		OE - #
  336 mm	PORSCHE 911 COUPE (997) (04-13)		1x	997 612 678 00
	911 CABRIO (997) (05-13)		2x	
24.8190-0932.2		620932		OE - #
  461 mm	PORSCHE BOXSTER (987) (05-11)		2x	987 612 676 01
	CAYMAN (987C) (05-12)		2x	

















Abbildungen Warnkontakte

Illustrations wear indicators - Illustrazioni rilevatori usura - Illustrations Témoins d'usure - Ilustraciones contactos de desgaste

24.8190-0933.2		620933		OE - #
  305 mm	PORSCHE			
	911 COUPE (997) (04-13)		1x	997 612 757 00
	911 CABRIO (997) (05-13)		1x	
	BOXSTER (987) (05-11)		2x	
	CAYMAN (987C) (05-12)		1x	
24.8190-0934.2		620934		OE - #
  295 mm	PORSCHE			
	BOXSTER (987) (05-11)		2x	997 612 755 00
	CAYMAN (987C) (05-12)		1x	
24.8190-0935.2		620935		OE - #
  315 mm	PORSCHE			
	CAYMAN (987C) (05-12)		1x	997 612 758 00
24.8190-0936.2		620936		OE - #
  367,4 mm	PORSCHE			
	CAYENNE I (03-10)		2x	955 612 365 60
	VOLKSWAGEN			
	TOUAREG I (03-10)		2x	7L5 907 637 A
24.8190-0937.2		620937		OE - #
  237,4 mm	AUDI			
	Q7 (06-)		2x	7L5 907 637 B
	PORSCHE			
CAYENNE I (03-10)		2x	955 612 365 70	













Abbildungen Warnkontakte

Illustrations wear indicators - Illustrazioni rilevatori usura - Illustrations Témoins d'usure - Ilustraciones contactos de desgaste

24.8190-0938.2		620938		OE - #
  495 mm	PORSCHE 911 COUPE (997) (04-13) 911 CABRIO (997) (05-13) CARRERA GT (980) (03-07)	2x	 OE - #	997 612 677 00
		2x		
  330 mm	PORSCHE CAYENNE II (10-) PANAMERA (10-)	2x	 OE - #	970 609 143 00
		2x		
  185 mm	PORSCHE CAYENNE II (10-) PANAMERA (10-)	2x	 OE - #	970 609 145 00
		2x		
  648 mm	MINI F55 (14-) F56 (13-)	1x	 OE - #	34 35 6 865 611
		1x		
  641 mm	BMW 2er Reihe/F45 Active Tourer (14-) 2er Reihe/F46 Gran Tourer (15-) X1/F48 (15-) MINI F55 (14-) F56 (13-)	1x	 OE - #	34 35 6 865 612
		1x		
		1x		
		1x		







Abbildungen Warnkontakte

Illustrations wear indicators - Illustrazioni rilevatori usura - Illustrations Témoins d'usure - Ilustraciones contactos de desgaste

24.8190-0943.2	620943		OE - #
  504,6 mm	PORSCHE 911 COUPE (997) (04-13) 911 CABRIO (997) (05-13)	2x 2x	997 612 676 01
24.8190-0944.2	620944		OE - #
  841,5 mm	LAND ROVER RANGE ROVER III (LM) (02-12)	1x	SEM500050
24.8190-0945.2	620945		OE - #
  1227 mm	LAND ROVER RANGE ROVER SPORT (LS) (05-13)	1x	SEM500062
24.8190-0946.2	620946		OE - #
  1175 mm	LAND ROVER DISCOVERY III (04-09)	1x	SEM500070

















Abbildungen Warnkontakte

Illustrations wear indicators - Illustrazioni rilevatori usura - Illustrations Témoins d'usure - Ilustraciones contactos de desgaste

24.8190-0948.2	620948		OE - #
 <p>1212 mm</p>	<p>LAND ROVER RANGE ROVER SPORT (LS) (05-13)</p>	<p>1x</p>	<p>SEM500090</p>
24.8190-0949.2	620949		OE - #
 <p>1228 mm</p>	<p>LAND ROVER RANGE ROVER SPORT (LS) (05-13)</p>	<p>1x</p>	<p>SEM500080</p>
24.8190-0950.2	620950		OE - #
 <p>525 mm</p>	<p>PORSCHE 911 COUPE (997) (04-13) 911 CABRIO (997) (05-13) 911 TARGA (997) (06-13)</p>	<p>2x 2x 2x</p>	<p>997 612 680 00</p>











Abbildungen Warnkontakte

Illustrations wear indicators - Illustrazioni rilevatori usura - Illustrations Témoins d'usure - Ilustraciones contactos de desgaste

24.8190-1302.2		621302		OE - #
  276 mm	DAIMLER XJ (40,81) (89-94)	2x	 OE - # DBC 6595	
	JAGUAR XJ (XJ 40,81) (86-94)	2x		
	XJ (X300) (94-97)	2x		
	XJS (88-96)	2x		
	XK8 COUPE (QEV) (96-05)	2x		
	XK8 CONVERTIBLE (QDV) (96-05)	2x		
24.8190-1304.2		621304		OE - #
  289 mm	IVECO DAILY I / GRINTA (78-99)	2x 2x	 OE - # 1908407	
	DAILY II (99-06)	2x 2x		
24.8190-1305.2		621305		OE - #
  1147 mm	LAND ROVER DISCOVERY III (04-09)	1x	 OE - # SEM000024	
	RANGE ROVER SPORT (LS) (05-13)	1x		
24.8190-1306.2		621306		OE - #
  1156 mm	LAND ROVER DISCOVERY III (04-09)	1x	 OE - # SOE000025	
	RANGE ROVER SPORT (LS) (05-13)	1x		

Abbildungen Warnkontakte

Illustrations wear indicators - Illustrazioni rilevatori usura - Illustrations Témoins d'usure - Ilustraciones contactos de desgaste

24.8190-1307.2	621307		OE - #
	LAND ROVER RANGE ROVER SPORT (LS) (05-13)	1x	SEM500026
24.8190-1308.2	621308		OE - #
	LAND ROVER RANGE ROVER III (LM) (02-12)	1x	SOE000011
24.8190-2801.2	622801		OE - #
	MG ZT Limousine (01-05) ZT-T Kombi (01-05) ROVER 75-Series (RJ) (99-04) 75 Serie (RX) (04-05)	1x 1x 1x 1x	SOM100030
24.8190-2802.2	622802		OE - #
	MG ZT Limousine (01-05) ZT-T Kombi (01-05) ROVER 75-Series (RJ) (99-04) 75 Serie (RX) (04-05)	1x 1x 1x 1x	SOE100010
24.8190-2901.2	622901		OE - #
	IVECO EUROCARGO Z-REIHE / ZETA	2x 2x 2x 2x	1907942



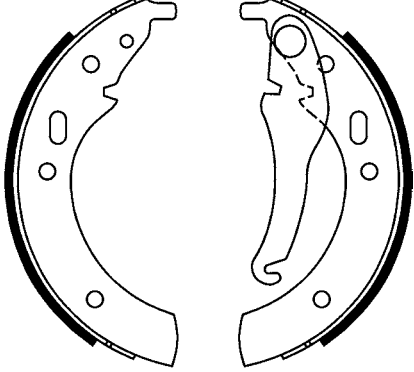
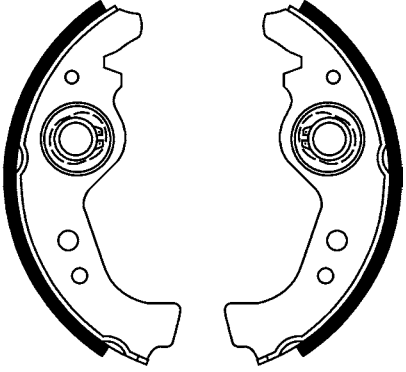
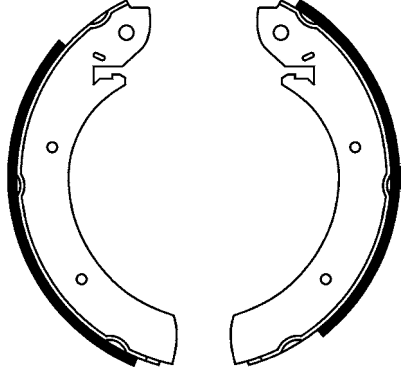
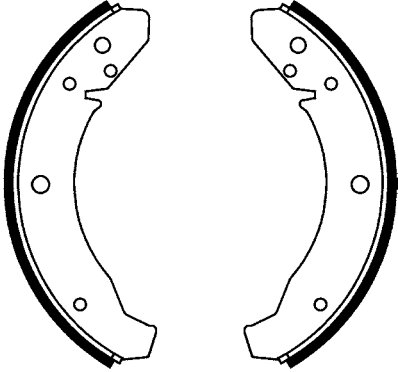
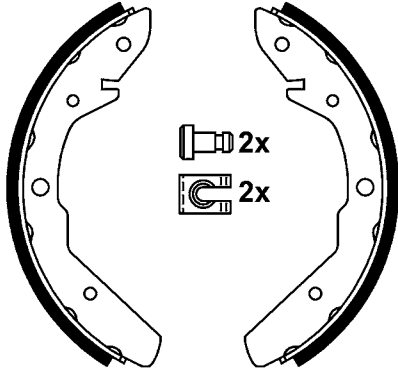
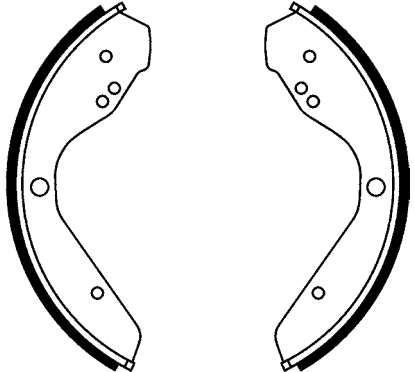
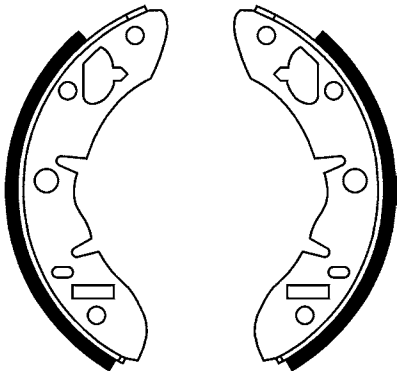
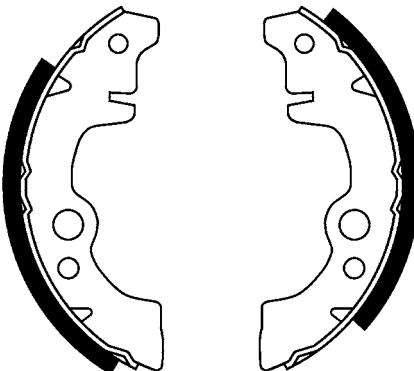
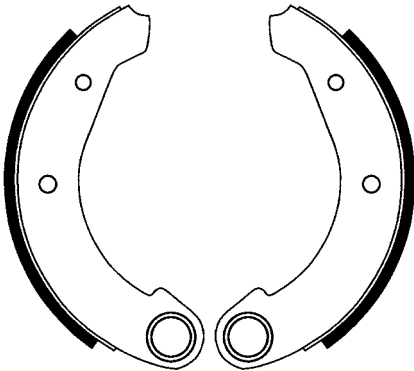
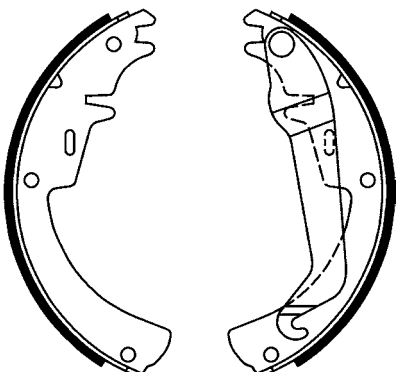
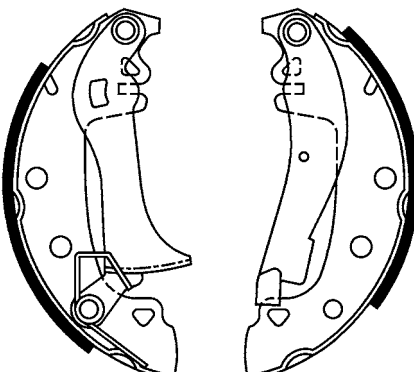
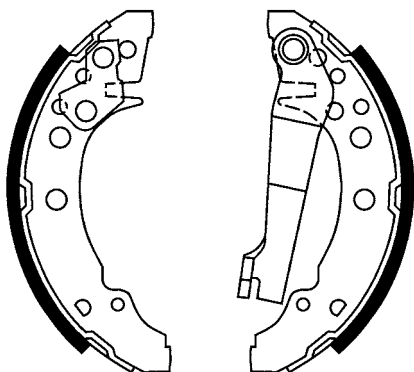
A large rectangular area containing 30 horizontal lines, intended for writing or drawing.



- Ⓓ Abbildungen Trommelbremsbacken
- Ⓔ Illustrations drum brake shoes
- Ⓕ Illustrations Mâchoires de frein à tambour
- Ⓖ Illustrazioni ganasce freno
- Ⓔ Ilustraciones zapatas freno de tambor
- Ⓗ Afbeeldingen trommelremschoenen
- Ⓓ Tegning bremsebakker
- Ⓔ Avbildningar trumbromsbackar
- Ⓗ Ábrák - fékpofa dobfékhez
- Ⓗ Figuras Calços de travão de tambor
- Ⓔ Рисунки барабанных колодок
- Ⓒ Zobrazení čelistí bubnových brzd
- Ⓗ Rysunki szczęk hamulca bębnowego
- Ⓔ Εικόνες σιαγόνων τυμπάνων πέδησης
- Ⓓ Fren pabuçları resimleri
- Ⓔ 制动蹄片图片
- Ⓗ 図版 ドラムブレーキシュー
- Ⓔ صور فكّي المكبح الطبلي

Abbildungen Trommelbremsbacken

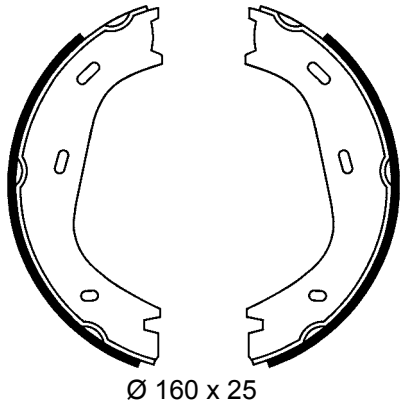
Illustrations drum brake shoes - Illustrazioni ganasce freno - Illustrations Mâchoires de frein à tambour - Ilustraciones zapatas freno de tambor

03.0137-0009.2 650009	03.0137-0015.2 650015	03.0137-0036.2 650036
 <p>Ø 250 x 42</p>	 <p>Ø 185 x 31</p>	 <p>Ø 254 x 57</p>
03.0137-0041.2 650041	03.0137-0055.2 650055	03.0137-0073.2 650073
 <p>Ø 230 x 40</p>	 <p>Ø 252 x 56</p>	 <p>Ø 248 x 46</p>
03.0137-0080.2 650080	03.0137-0082.2 650082	03.0137-0092.2 650092
 <p>Ø 178 x 32</p>	 <p>Ø 180 x 32</p>	 <p>Ø 180 x 34</p>
03.0137-0108.2 650108	03.0137-0124.2 650124	03.0137-0126.2 650126
 <p>Ø 230 x 51</p>	 <p>Ø 229 x 42</p>	 <p>Ø 180 x 31</p>

Abbildungen Trommelbremsbacken

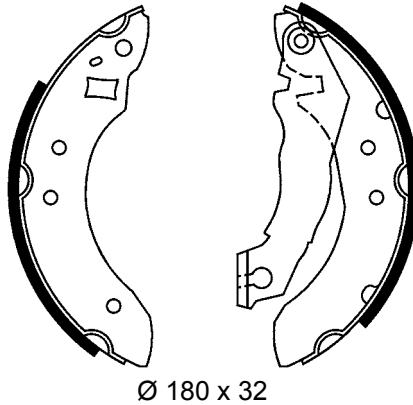
Illustrations drum brake shoes - Illustrazioni ganasce freno - Illustrations Mâchoires de frein à tambour - Ilustraciones zapatas freno de tambor

03.0137-0128.2 650128



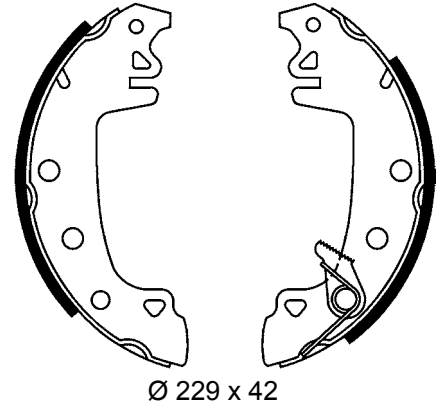
Ø 160 x 25

03.0137-0138.2 650138



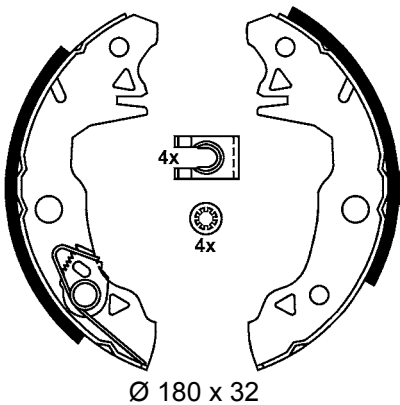
Ø 180 x 32

03.0137-0139.2 650139



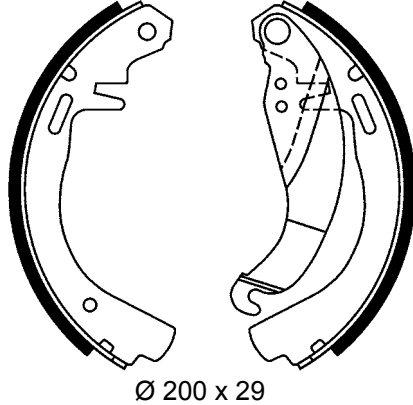
Ø 229 x 42

03.0137-0141.2 650141



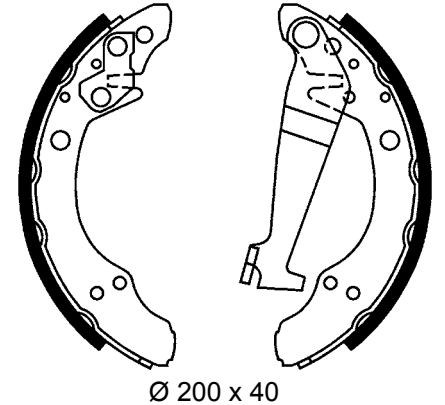
Ø 180 x 32

03.0137-0143.2 650143



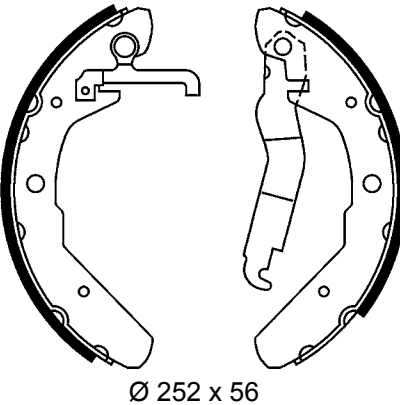
Ø 200 x 29

03.0137-0146.2 650146



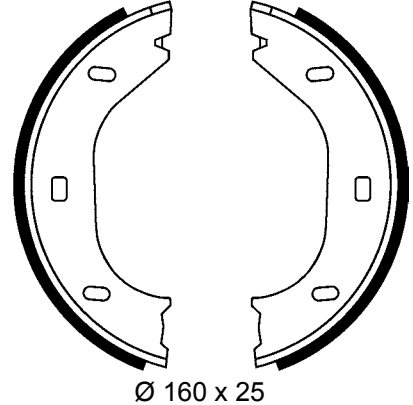
Ø 200 x 40

03.0137-0148.2 650148



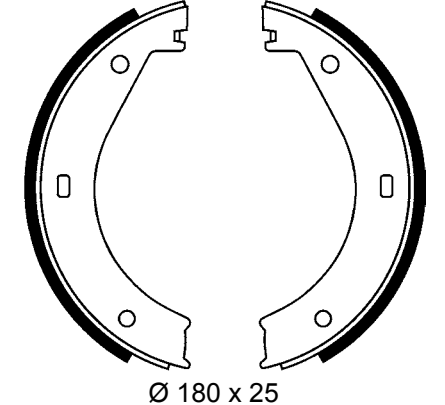
Ø 252 x 56

03.0137-0149.2 650149



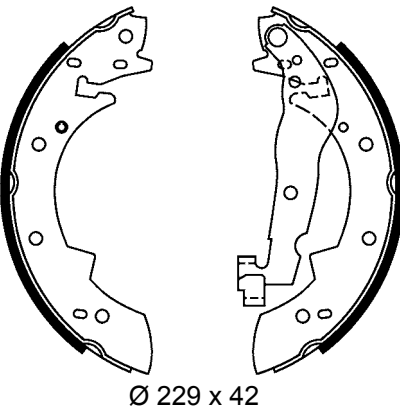
Ø 160 x 25

03.0137-0150.2 650150



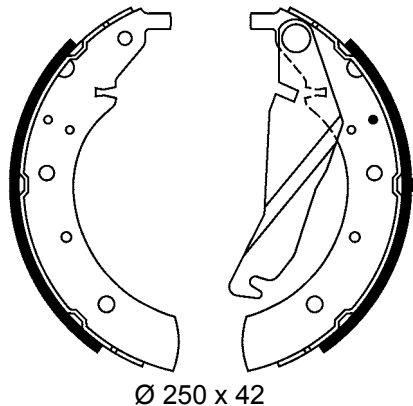
Ø 180 x 25

03.0137-0151.2 650151



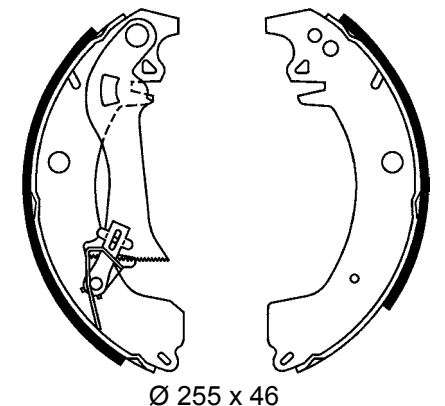
Ø 229 x 42

03.0137-0152.2 650152



Ø 250 x 42

03.0137-0153.2 650153



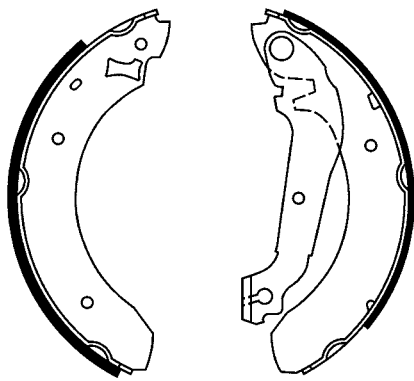
Ø 255 x 46



Abbildungen Trommelbremsbacken

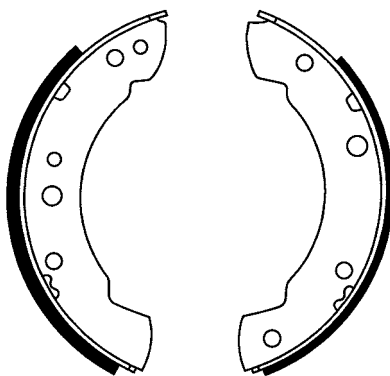
Illustrations drum brake shoes - Illustrazioni ganasce freno - Illustrations Mâchoires de frein à tambour - Ilustraciones zapatas freno de tambor

03.0137-0157.2 650157



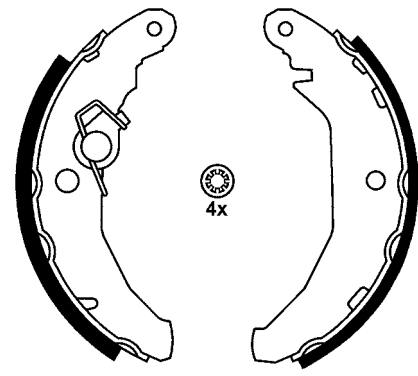
Ø 229 x 58

03.0137-0160.2 650160



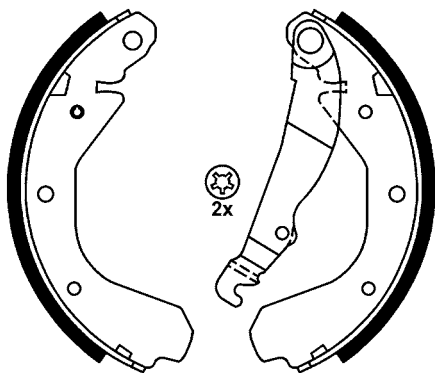
Ø 229 x 45

03.0137-0164.2 650164



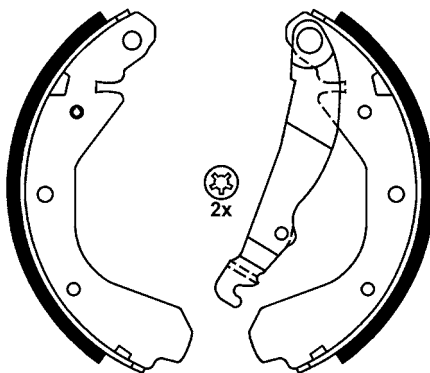
Ø 178 x 32

03.0137-0165.2 650165



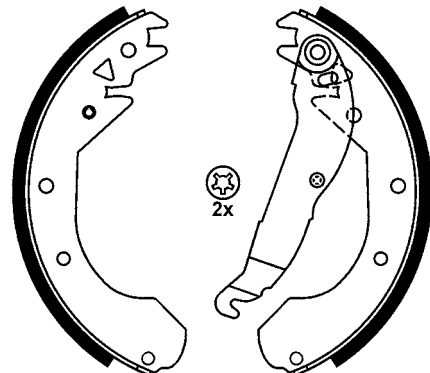
Ø 200 x 29

03.0137-0166.2 650166



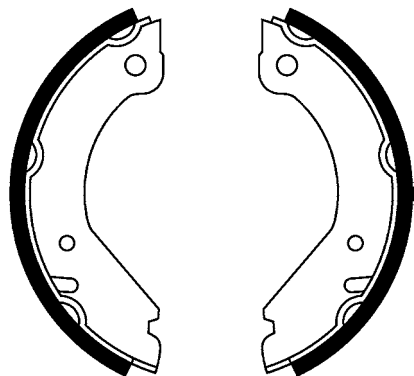
Ø 200 x 46

03.0137-0167.2 650167



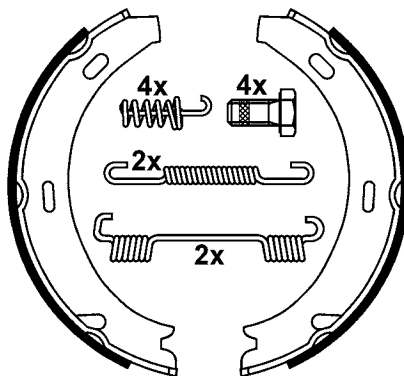
Ø 230 x 51

03.0137-0169.2 650169



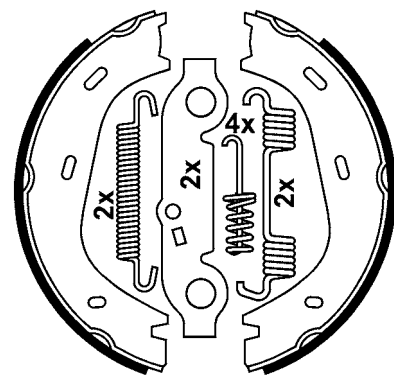
Ø 160 x 25

03.0137-0170.2 650170



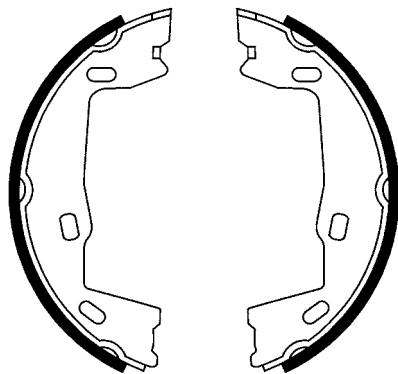
Ø 164 x 20

03.0137-0171.2 650171



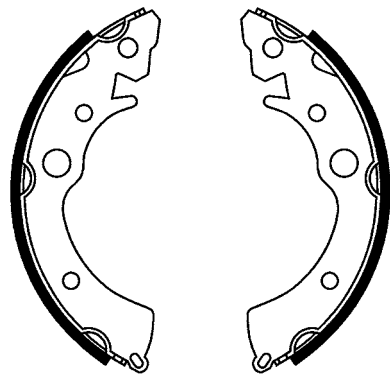
Ø 160 x 25

03.0137-0172.2 650172



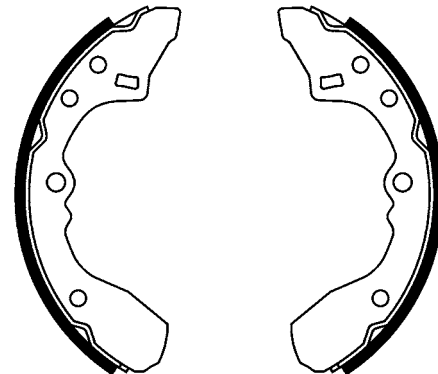
Ø 160 x 25

03.0137-0179.2 650179



Ø 180 x 31

03.0137-0183.2 650183

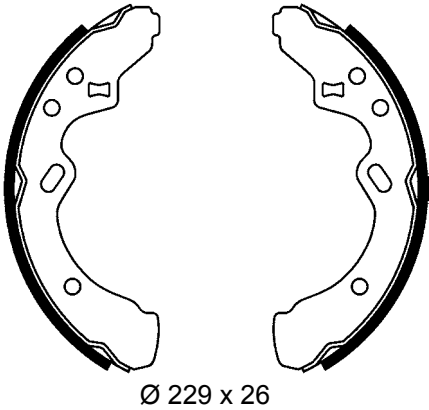


Ø 200 x 26

Abbildungen Trommelbremsbacken

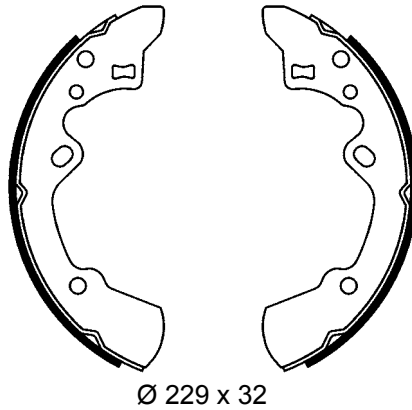
Illustrations drum brake shoes - Illustrazioni ganasce freno - Illustrations Mâchoires de frein à tambour - Ilustraciones zapatas freno de tambor

03.0137-0184.2 650184



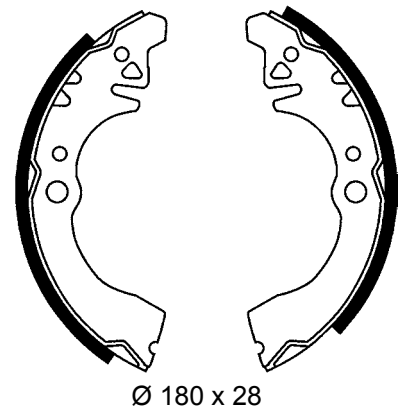
Ø 229 x 26

03.0137-0185.2 650185



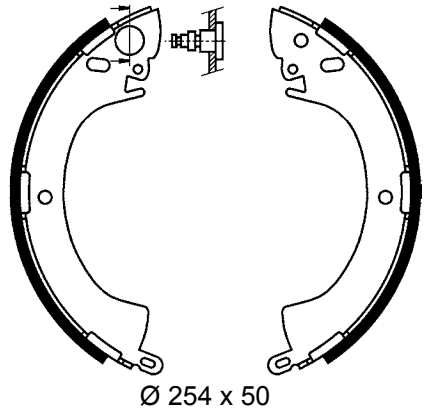
Ø 229 x 32

03.0137-0186.2 650186



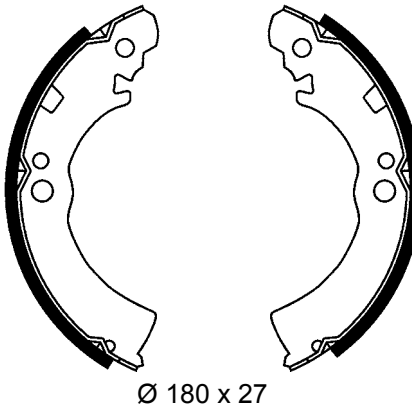
Ø 180 x 28

03.0137-0188.2 650188



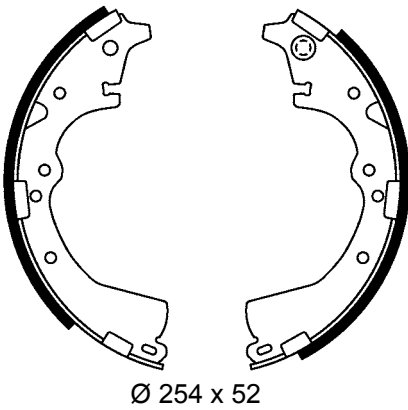
Ø 254 x 50

03.0137-0191.2 650191



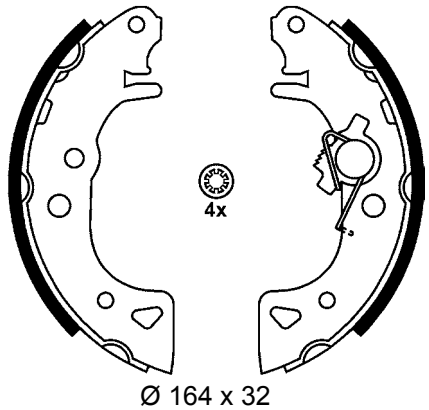
Ø 180 x 27

03.0137-0193.2 650193



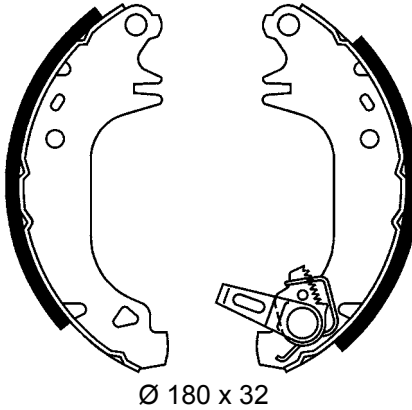
Ø 254 x 52

03.0137-0195.2 650195



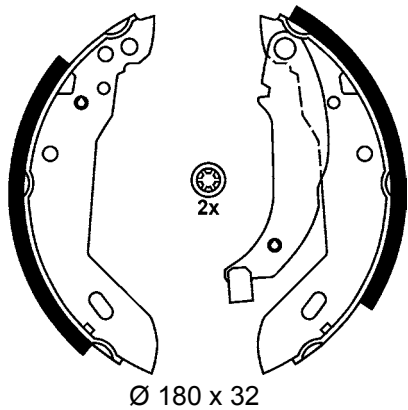
Ø 164 x 32

03.0137-0196.2 650196



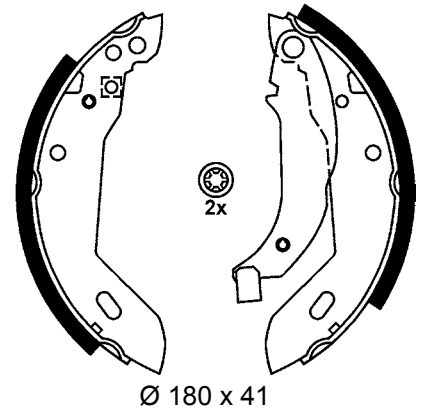
Ø 180 x 32

03.0137-0197.2 650197



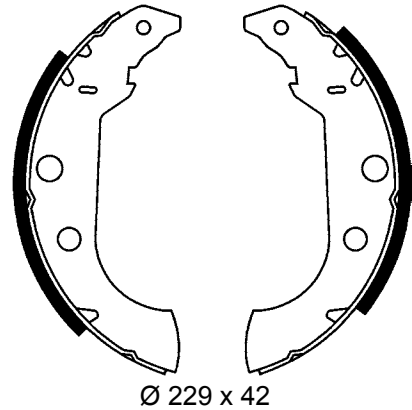
Ø 180 x 32

03.0137-0201.2 650201



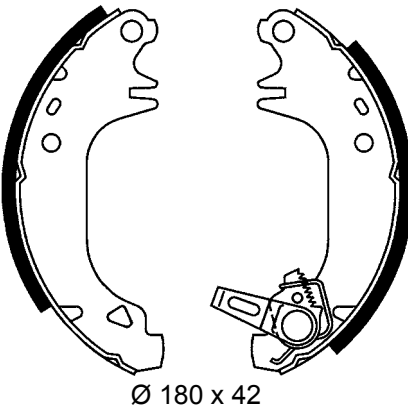
Ø 180 x 41

03.0137-0202.2 650202



Ø 229 x 42

03.0137-0203.2 650203

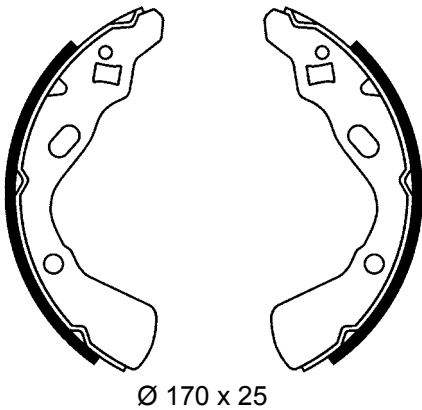


Ø 180 x 42

Abbildungen Trommelbremsbacken

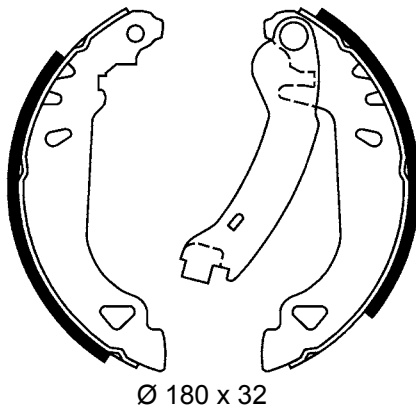
Illustrations drum brake shoes - Illustrazioni ganasce freno - Illustrations Mâchoires de frein à tambour - Ilustraciones zapatas freno de tambor

03.0137-0204.2 650204



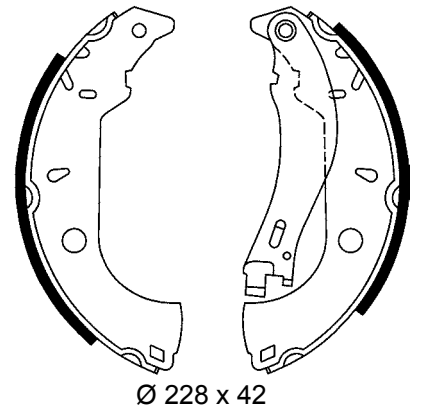
Ø 170 x 25

03.0137-0207.2 650207



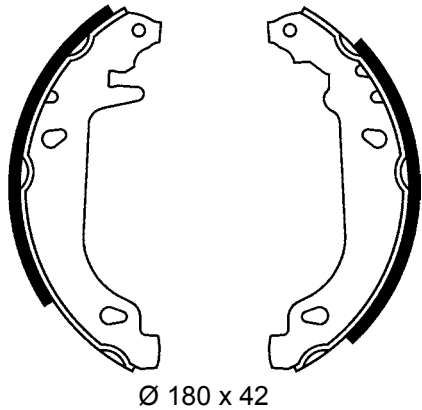
Ø 180 x 32

03.0137-0208.2 650208



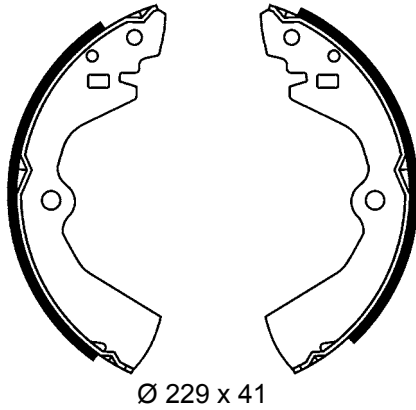
Ø 228 x 42

03.0137-0209.2 650209



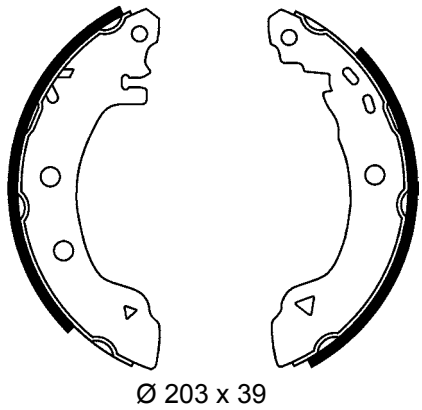
Ø 180 x 42

03.0137-0210.2 650210



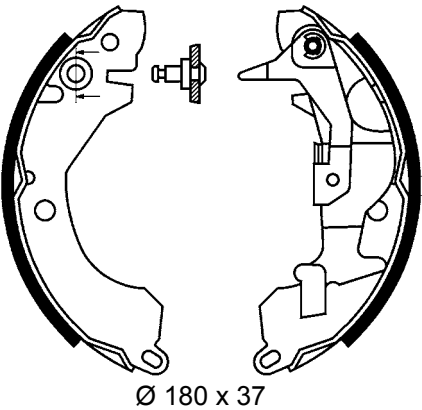
Ø 229 x 41

03.0137-0211.2 650211



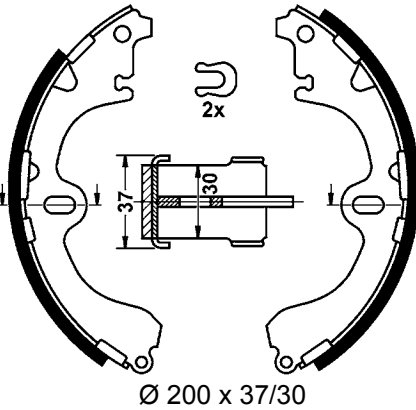
Ø 203 x 39

03.0137-0216.2 650216



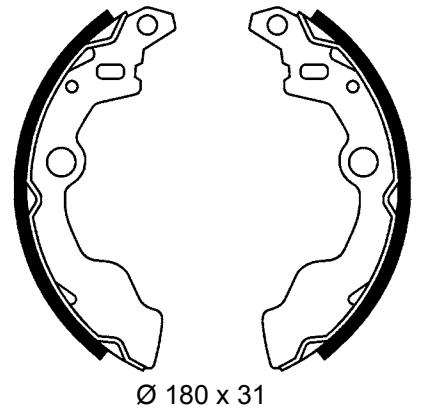
Ø 180 x 37

03.0137-0221.2 650221



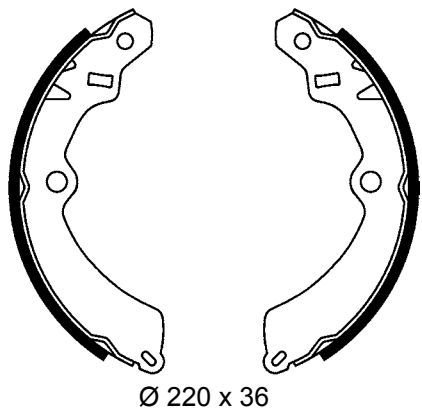
Ø 200 x 37/30

03.0137-0222.2 650222



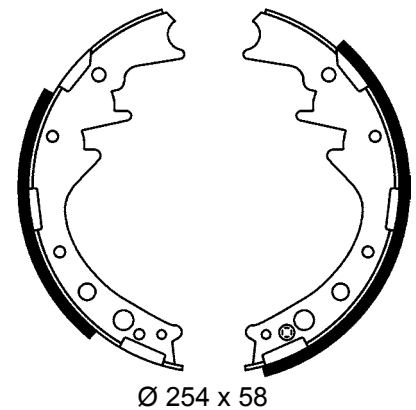
Ø 180 x 31

03.0137-0224.2 650224



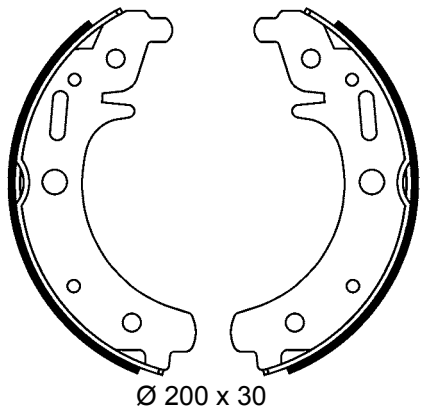
Ø 220 x 36

03.0137-0226.2 650226



Ø 254 x 58

03.0137-0227.2 650227

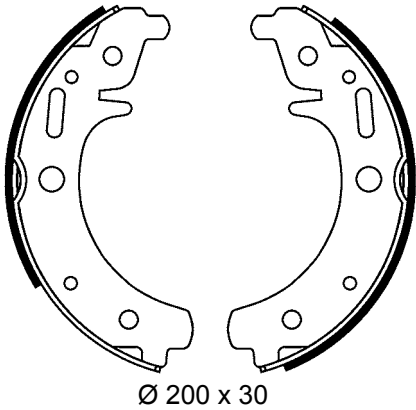


Ø 200 x 30

Abbildungen Trommelbremsbacken

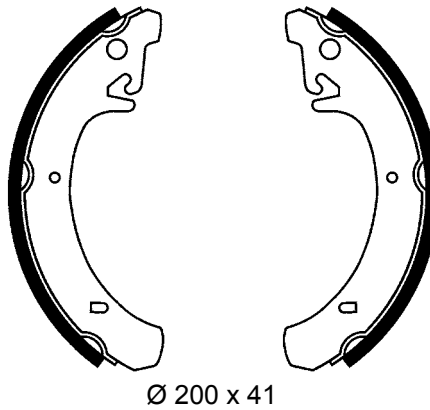
Illustrations drum brake shoes - Illustrazioni ganasce freno - Illustrations Mâchoires de frein à tambour - Ilustraciones zapatas freno de tambor

03.0137-0228.2 650228



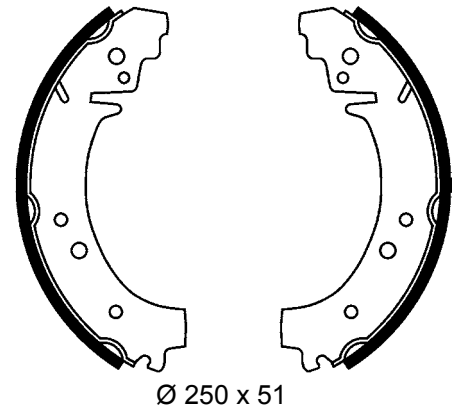
Ø 200 x 30

03.0137-0231.2 650231



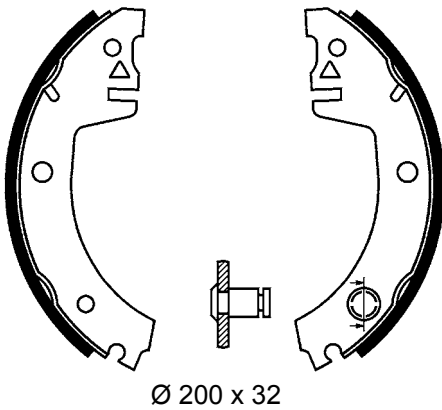
Ø 200 x 41

03.0137-0232.2 650232



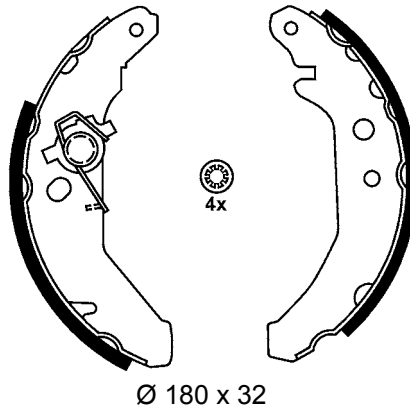
Ø 250 x 51

03.0137-0233.2 650233



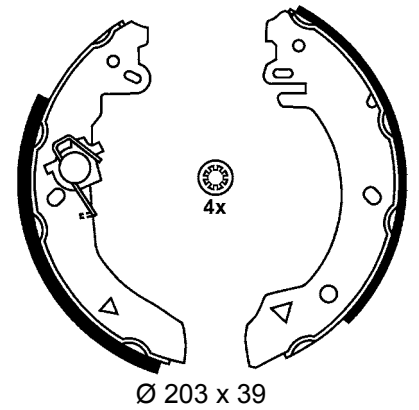
Ø 200 x 32

03.0137-0235.2 650235



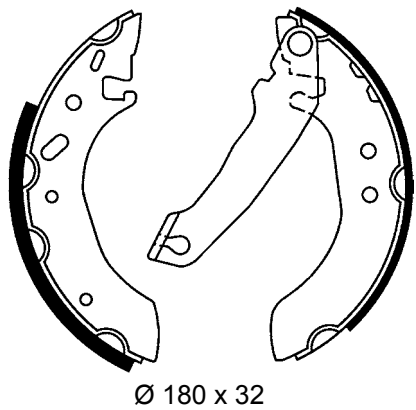
Ø 180 x 32

03.0137-0236.2 650236



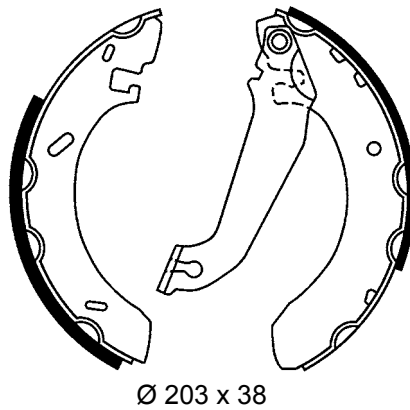
Ø 203 x 39

03.0137-0237.2 650237



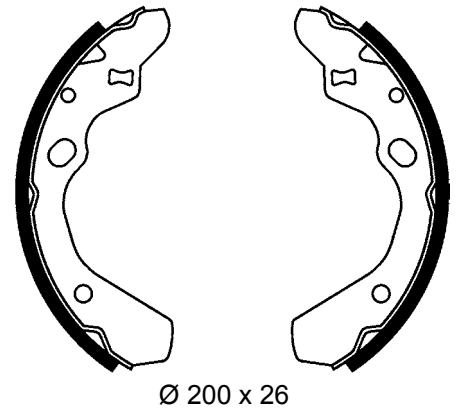
Ø 180 x 32

03.0137-0238.2 650238



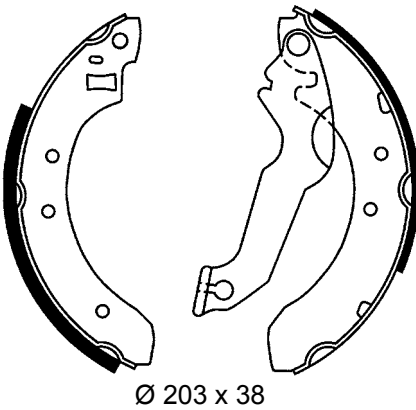
Ø 203 x 38

03.0137-0239.2 650239



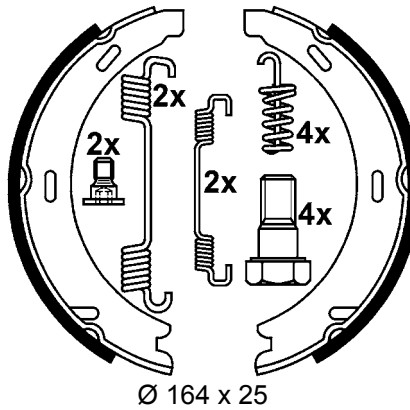
Ø 200 x 26

03.0137-0241.2 650241



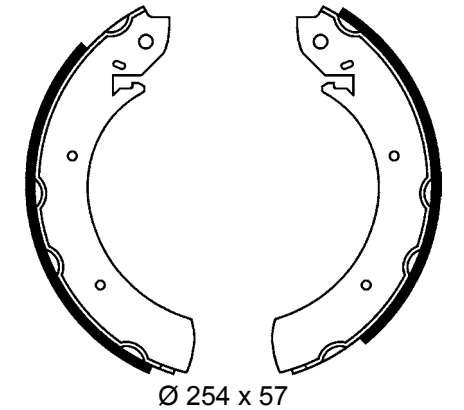
Ø 203 x 38

03.0137-0244.2 650244



Ø 164 x 25

03.0137-0245.2 650245



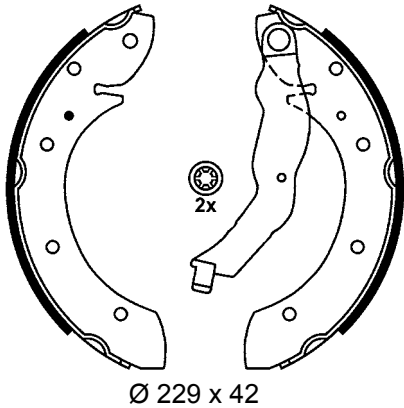
Ø 254 x 57



Abbildungen Trommelbremsbacken

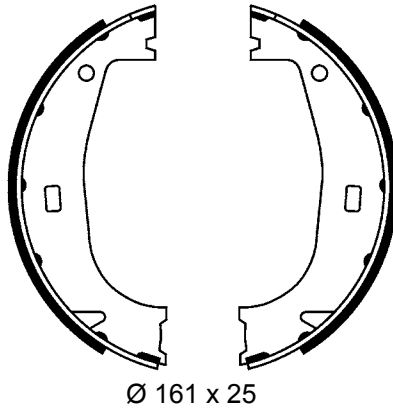
Illustrations drum brake shoes - Illustrazioni ganasce freno - Illustrations Mâchoires de frein à tambour - Ilustraciones zapatas freno de tambor

03.0137-0247.2 650247



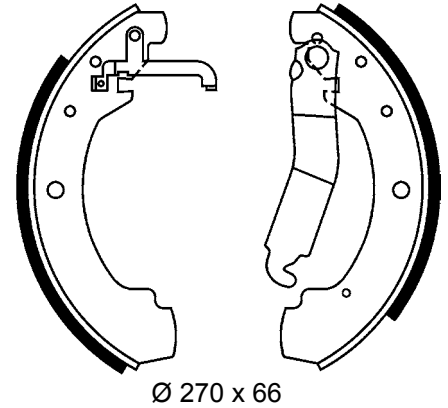
Ø 229 x 42

03.0137-0248.2 650248



Ø 161 x 25

03.0137-0252.2 650252



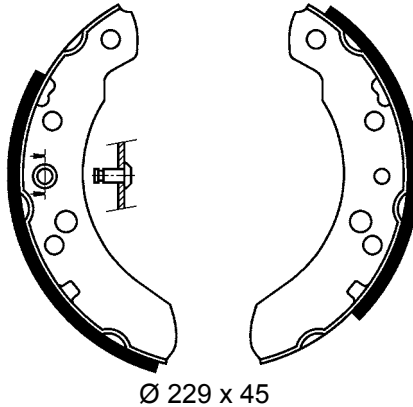
Ø 270 x 66

03.0137-0253.2 650253



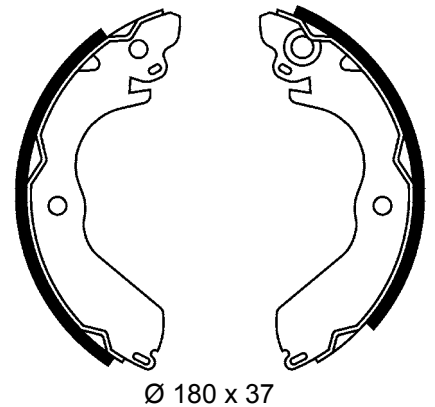
Ø 228 x 45

03.0137-0254.2 650254



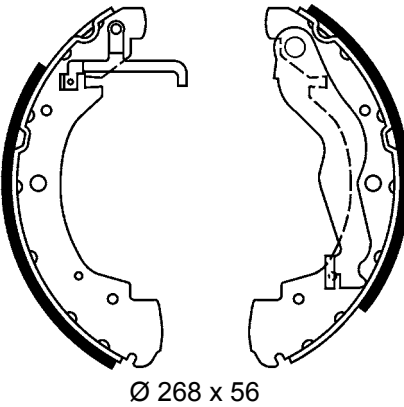
Ø 229 x 45

03.0137-0255.2 650255



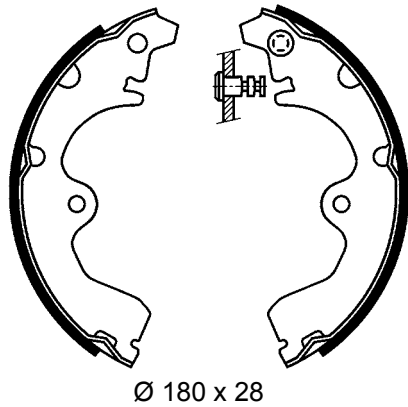
Ø 180 x 37

03.0137-0256.2 650256



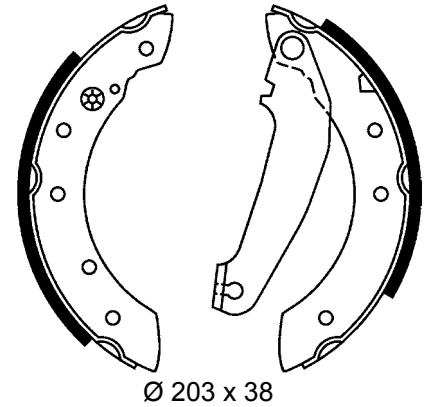
Ø 268 x 56

03.0137-0257.2 650257



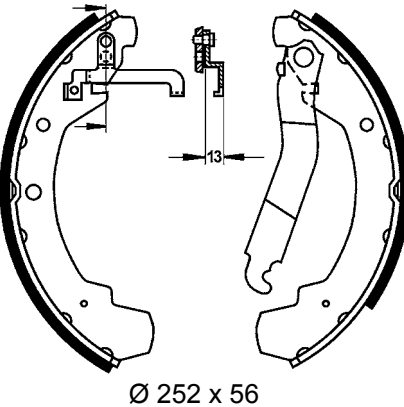
Ø 180 x 28

03.0137-0258.2 650258



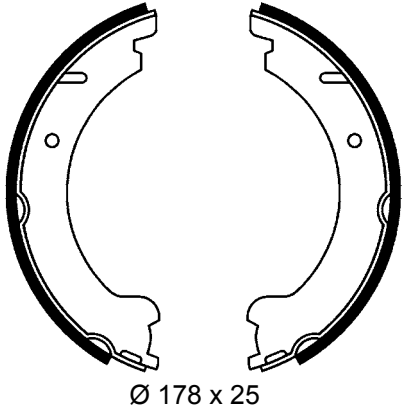
Ø 203 x 38

03.0137-0259.2 650259



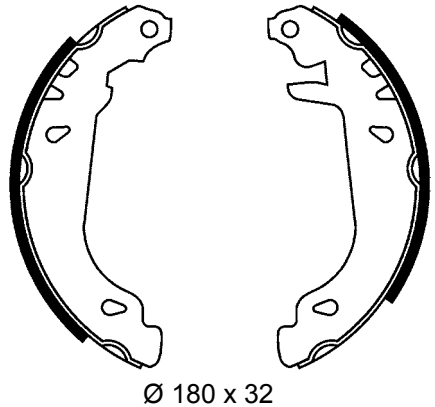
Ø 252 x 56

03.0137-0260.2 650260



Ø 178 x 25

03.0137-0261.2 650261

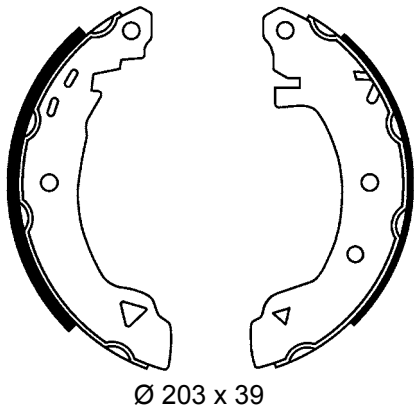


Ø 180 x 32

Abbildungen Trommelbremsbacken

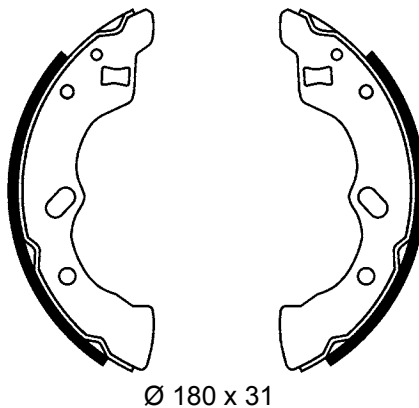
Illustrations drum brake shoes - Illustrazioni ganasce freno - Illustrations Mâchoires de frein à tambour - Ilustraciones zapatas freno de tambor

03.0137-0262.2 650262



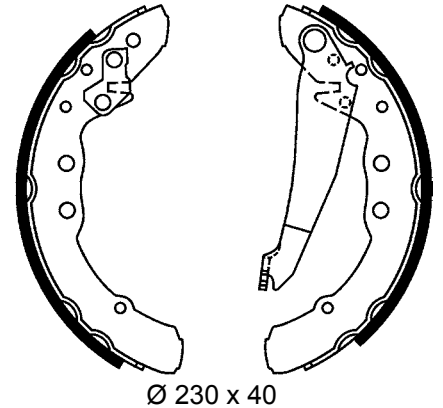
Ø 203 x 39

03.0137-0263.2 650263



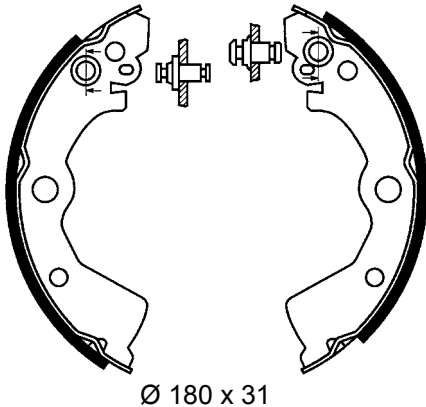
Ø 180 x 31

03.0137-0264.2 650264



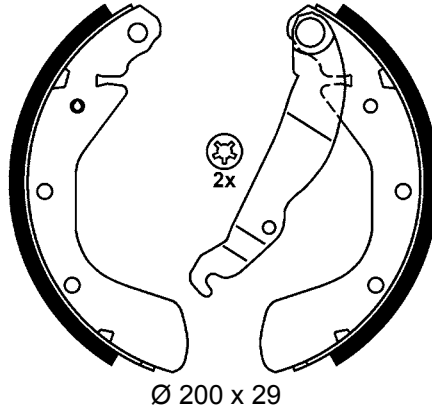
Ø 230 x 40

03.0137-0265.2 650265



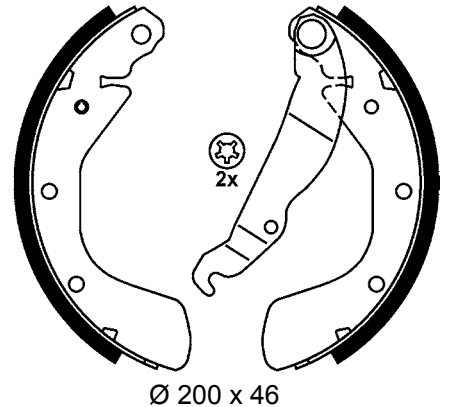
Ø 180 x 31

03.0137-0266.2 650266



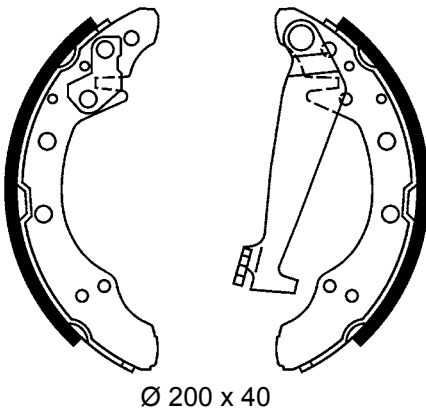
Ø 200 x 29

03.0137-0267.2 650267



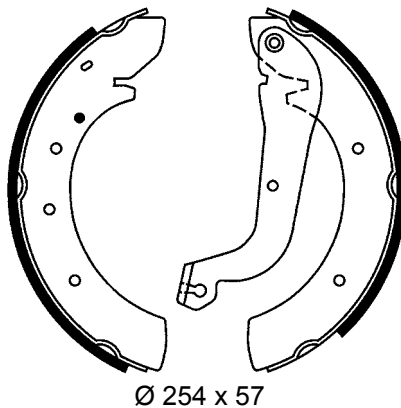
Ø 200 x 46

03.0137-0268.2 650268



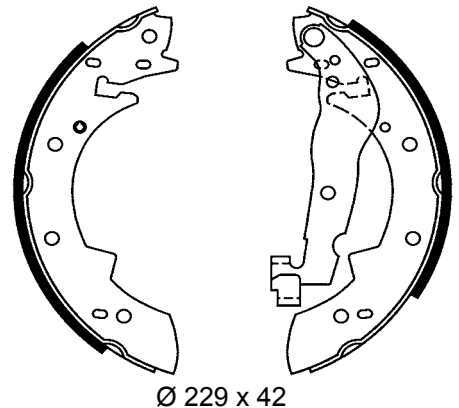
Ø 200 x 40

03.0137-0269.2 650269



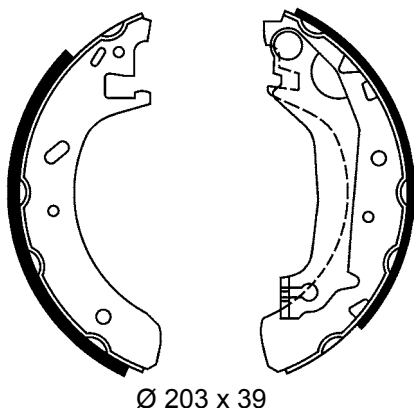
Ø 254 x 57

03.0137-0271.2 650271



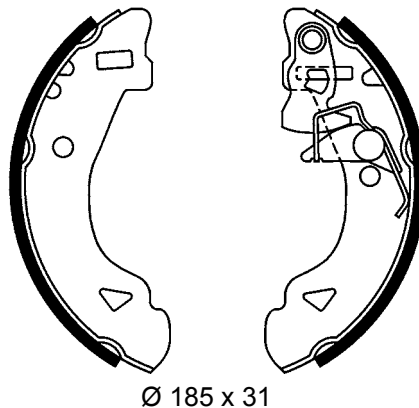
Ø 229 x 42

03.0137-0272.2 650272



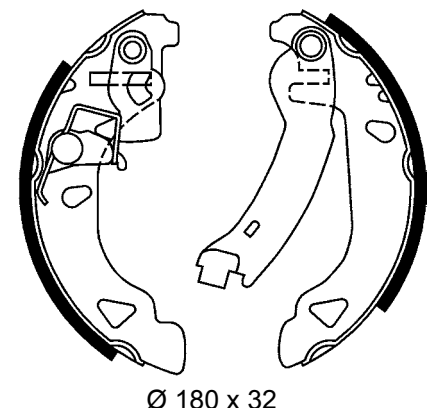
Ø 203 x 39

03.0137-0273.2 650273



Ø 185 x 31

03.0137-0274.2 650274

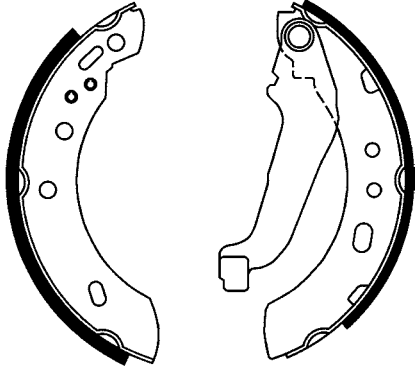
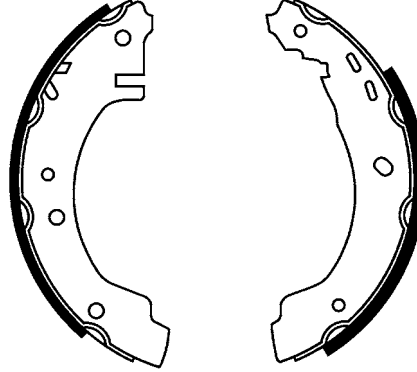
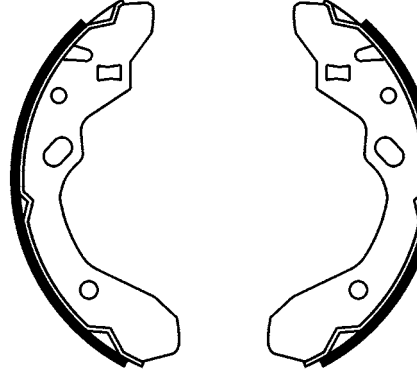
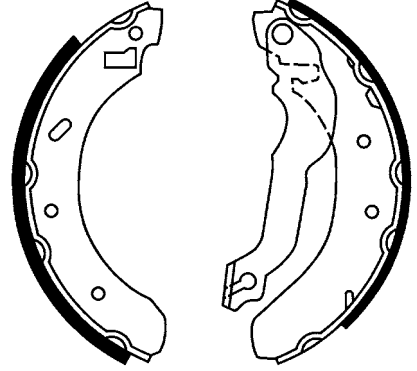
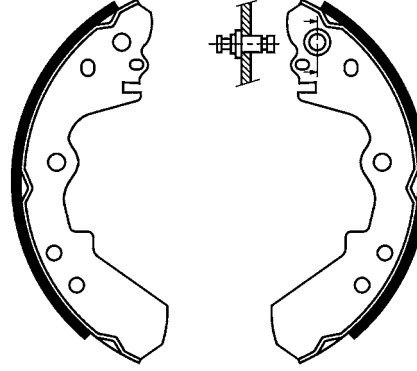
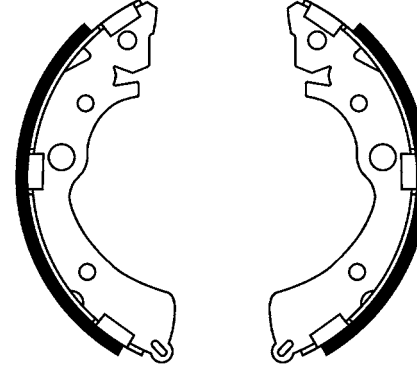
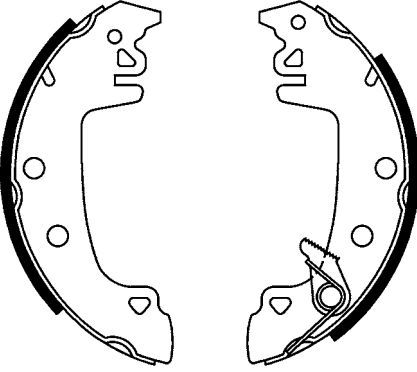
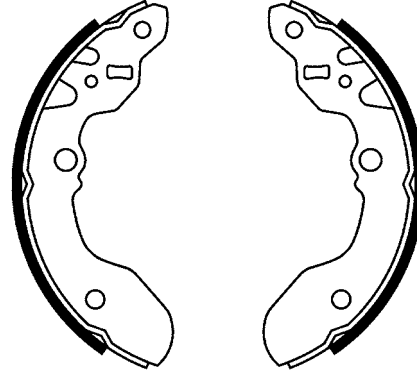
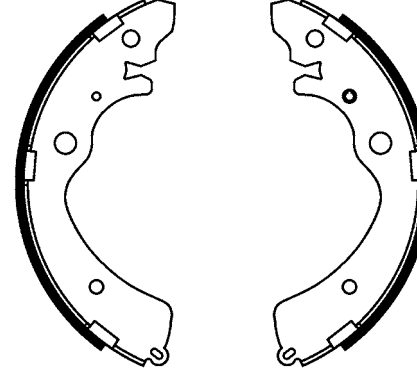
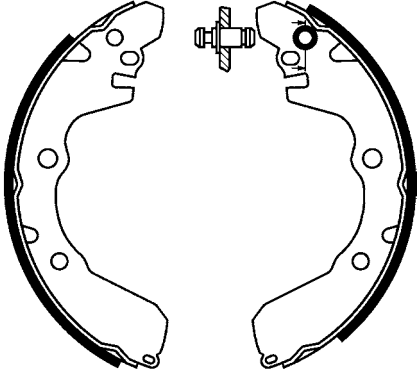
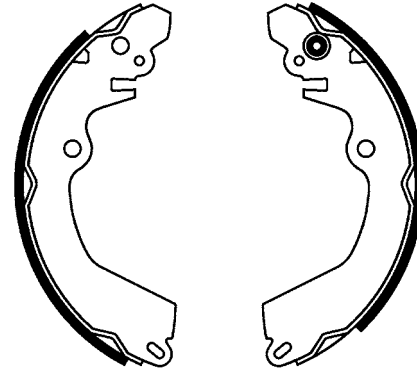
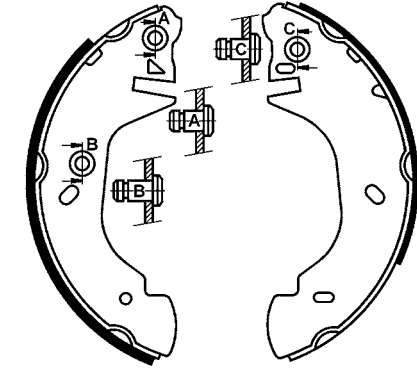


Ø 180 x 32



Abbildungen Trommelbremsbacken

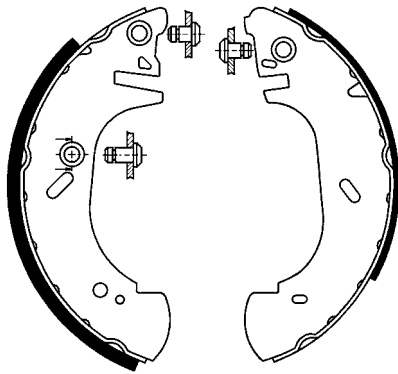
Illustrations drum brake shoes - Illustrazioni ganasce freno - Illustrations Mâchoires de frein à tambour - Ilustraciones zapatas freno de tambor

<p>03.0137-0275.2 650275</p>  <p>Ø 180 x 27</p>	<p>03.0137-0276.2 650276</p>  <p>Ø 203 x 39</p>	<p>03.0137-0278.2 650278</p>  <p>Ø 200 x 36</p>
<p>03.0137-0282.2 650282</p>  <p>Ø 229 x 45</p>	<p>03.0137-0283.2 650283</p>  <p>Ø 254 x 52</p>	<p>03.0137-0284.2 650284</p>  <p>Ø 180 x 31</p>
<p>03.0137-0285.2 650285</p>  <p>Ø 229 x 42</p>	<p>03.0137-0286.2 650286</p>  <p>Ø 220 x 36</p>	<p>03.0137-0287.2 650287</p>  <p>Ø 220 x 36</p>
<p>03.0137-0288.2 650288</p>  <p>Ø 229 x 42</p>	<p>03.0137-0289.2 650289</p>  <p>Ø 203 x 37</p>	<p>03.0137-0290.2 650290</p>  <p>Ø 254 x 52</p>

Abbildungen Trommelbremsbacken

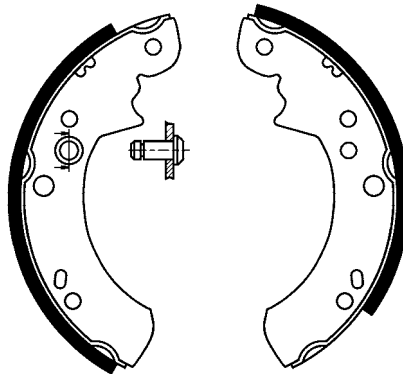
Illustrations drum brake shoes - Illustrazioni ganasce freno - Illustrations Mâchoires de frein à tambour - Ilustraciones zapatas freno de tambor

03.0137-0291.2 650291



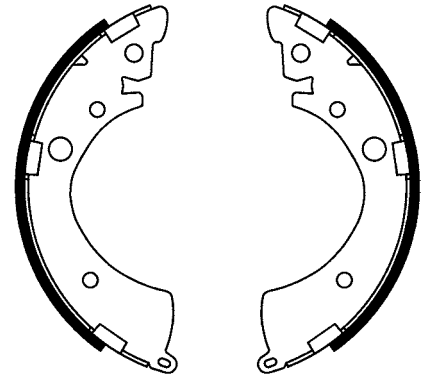
Ø 280 x 65

03.0137-0292.2 650292



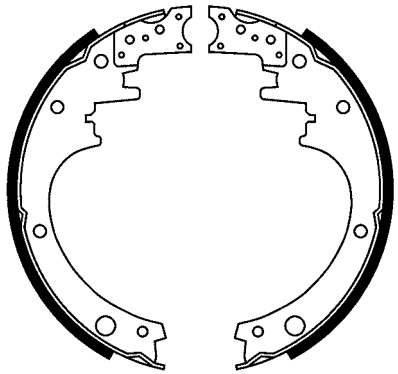
Ø 254 x 70/56

03.0137-0294.2 650294



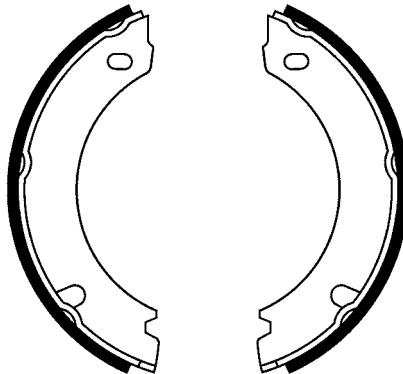
Ø 200 x 36

03.0137-0297.2 650297



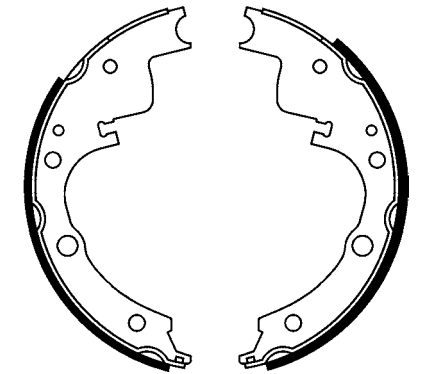
Ø 270 x 52

03.0137-0299.2 650299



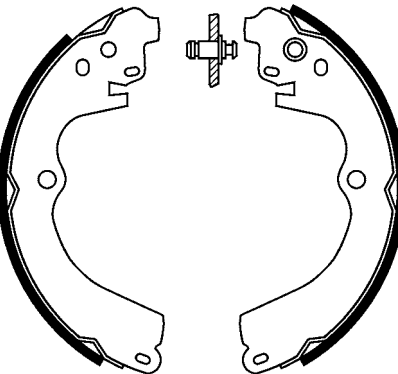
Ø 160 x 25

03.0137-0300.2 650300



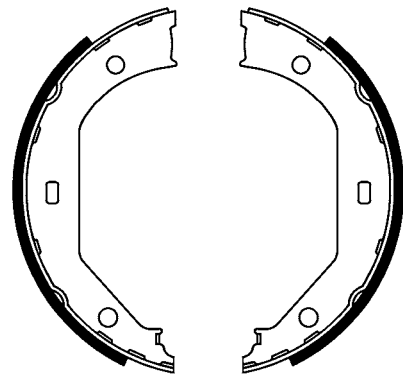
Ø 254 x 89

03.0137-0302.2 650302



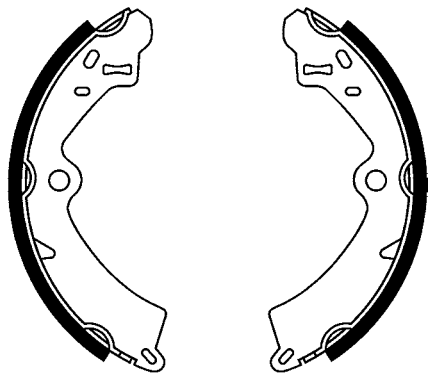
Ø 229 x 37

03.0137-0305.2 650305



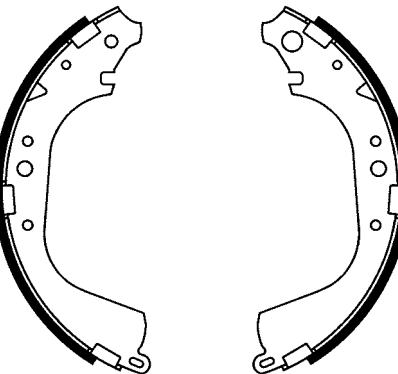
Ø 185 x 20

03.0137-0306.2 650306



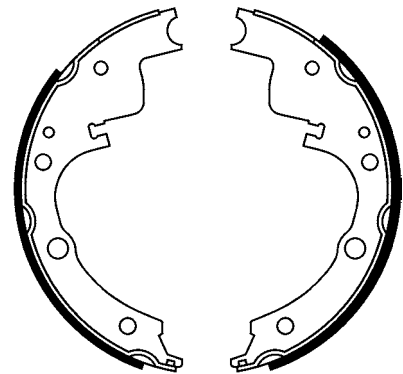
Ø 220 x 40

03.0137-0308.2 650308



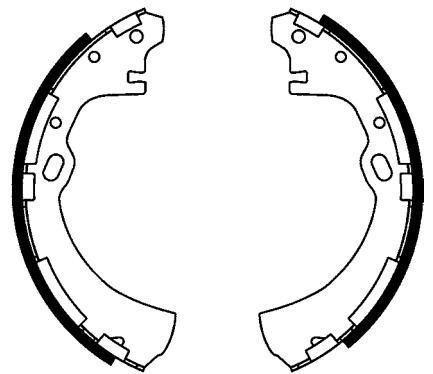
Ø 295 x 51

03.0137-0309.2 650309



Ø 254 x 70

03.0137-0310.2 650310



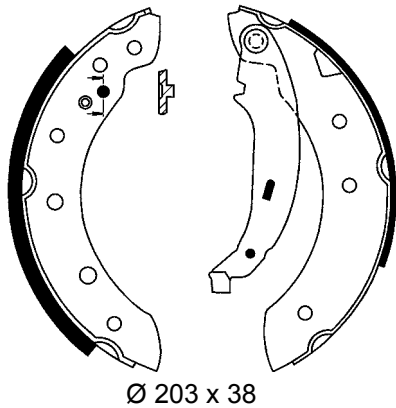
Ø 260 x 52



Abbildungen Trommelbremsbacken

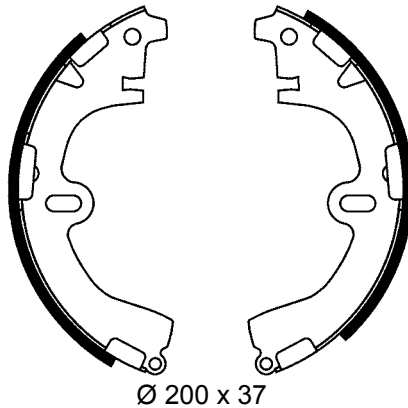
Illustrations drum brake shoes - Illustrazioni ganasce freno - Illustrations Mâchoires de frein à tambour - Ilustraciones zapatas freno de tambor

03.0137-0312.2 650312



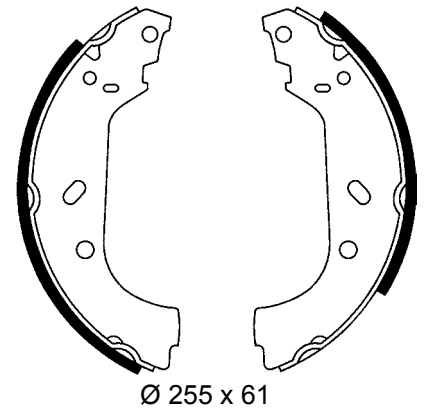
Ø 203 x 38

03.0137-0313.2 650313



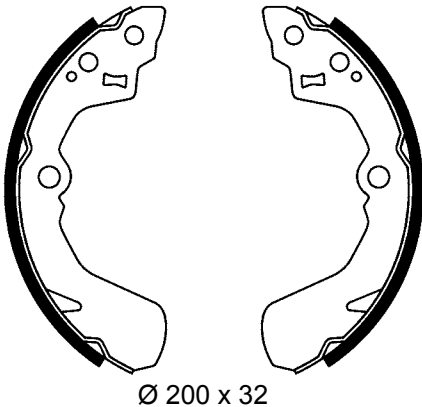
Ø 200 x 37

03.0137-0314.2 650314



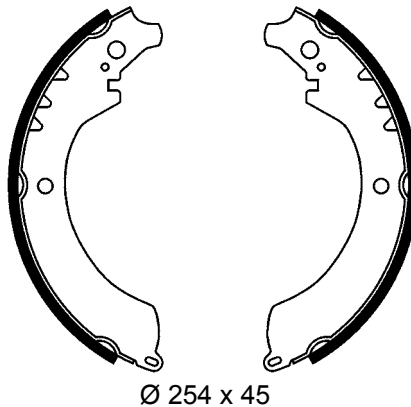
Ø 255 x 61

03.0137-0315.2 650315



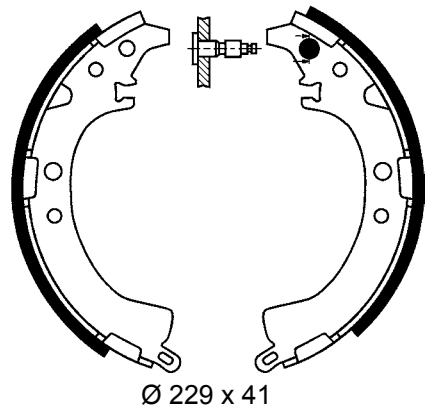
Ø 200 x 32

03.0137-0316.2 650316



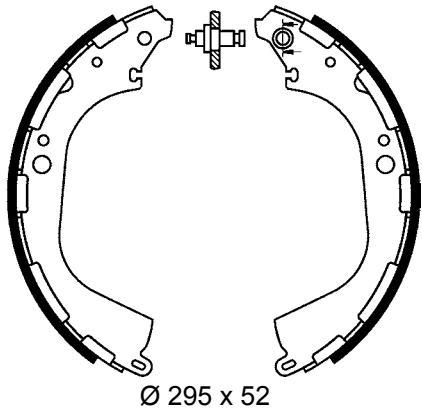
Ø 254 x 45

03.0137-0318.2 650318



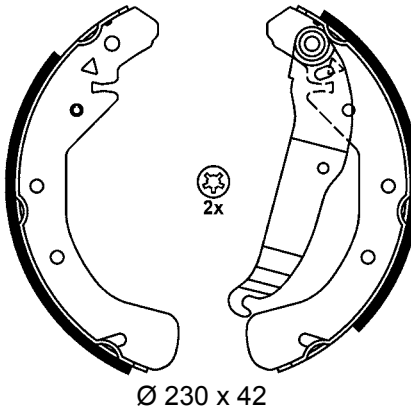
Ø 229 x 41

03.0137-0319.2 650319



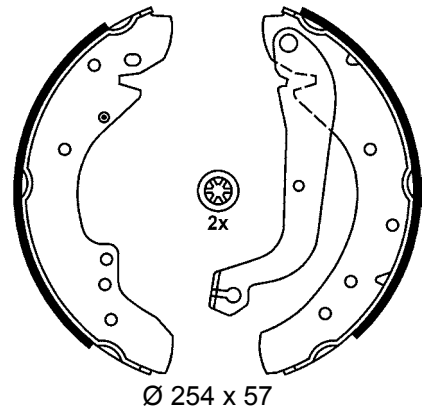
Ø 295 x 52

03.0137-0322.2 650322



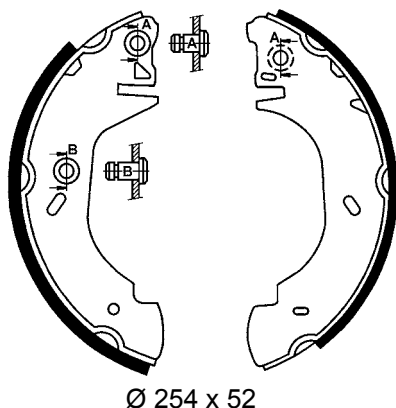
Ø 230 x 42

03.0137-0330.2 650330



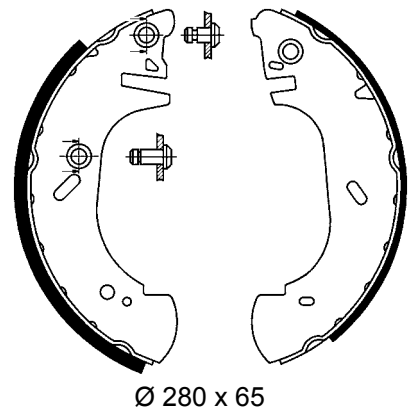
Ø 254 x 57

03.0137-0331.2 650331



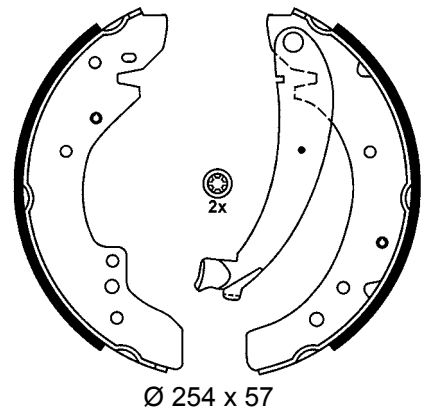
Ø 254 x 52

03.0137-0332.2 650332



Ø 280 x 65

03.0137-0333.2 650333

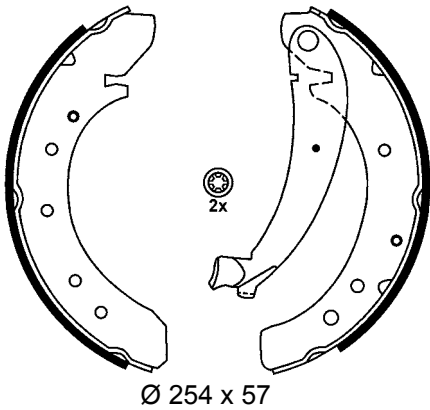


Ø 254 x 57

Abbildungen Trommelbremsbacken

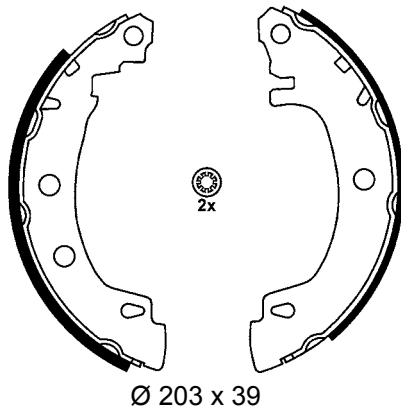
Illustrations drum brake shoes - Illustrazioni ganasce freno - Illustrations Mâchoires de frein à tambour - Ilustraciones zapatas freno de tambor

03.0137-0334.2 650334



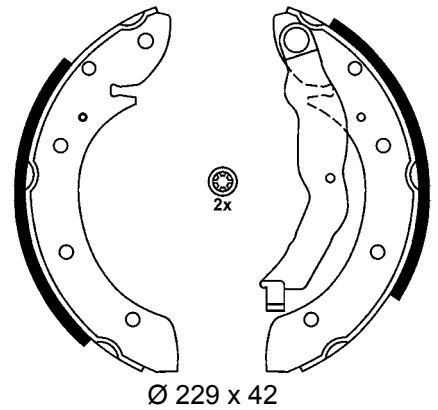
Ø 254 x 57

03.0137-0335.2 650335



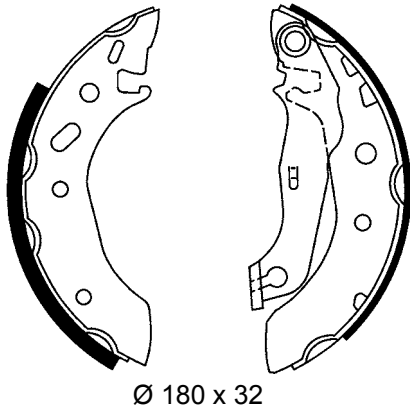
Ø 203 x 39

03.0137-0336.2 650336



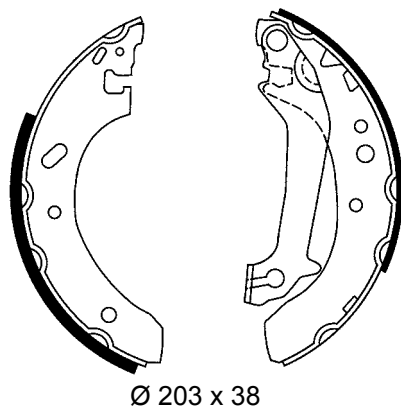
Ø 229 x 42

03.0137-0337.2 650337



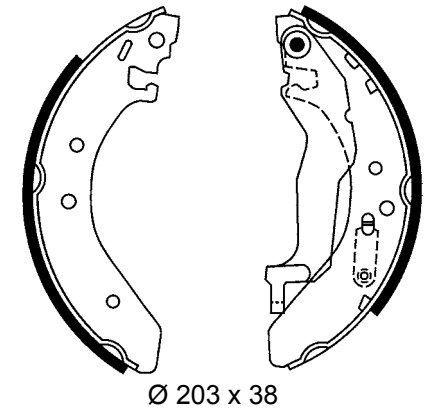
Ø 180 x 32

03.0137-0338.2 650338



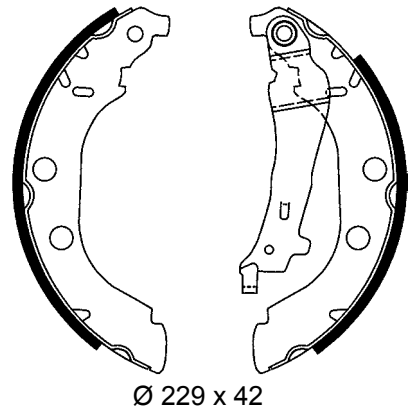
Ø 203 x 38

03.0137-0339.2 650339



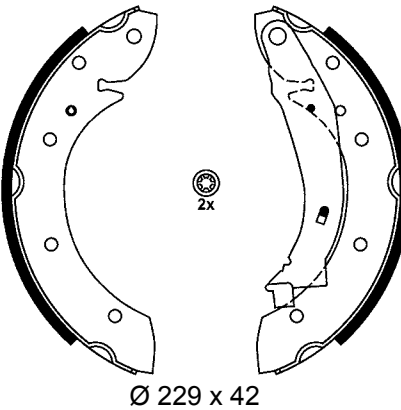
Ø 203 x 38

03.0137-0340.2 650340



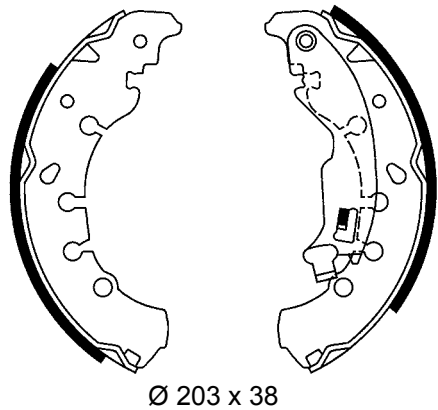
Ø 229 x 42

03.0137-0341.2 650341



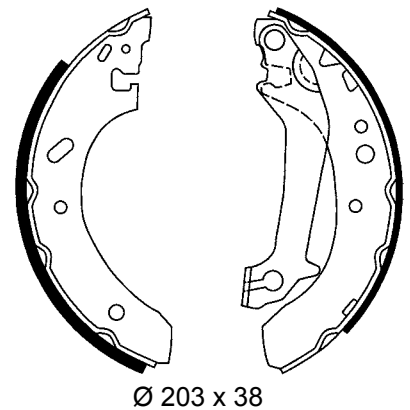
Ø 229 x 42

03.0137-0345.2 650345



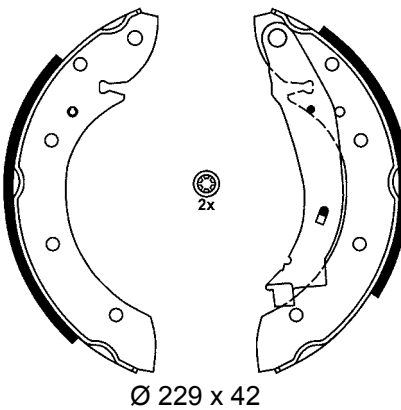
Ø 203 x 38

03.0137-0346.2 650346



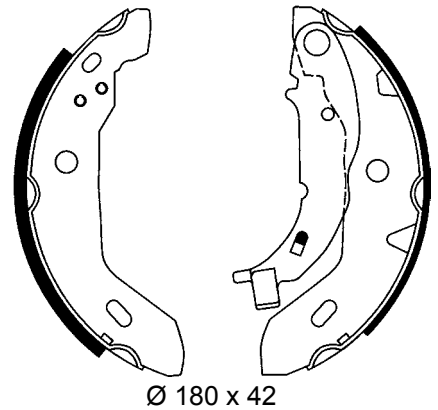
Ø 203 x 38

03.0137-0347.2 650347



Ø 229 x 42

03.0137-0349.2 650349

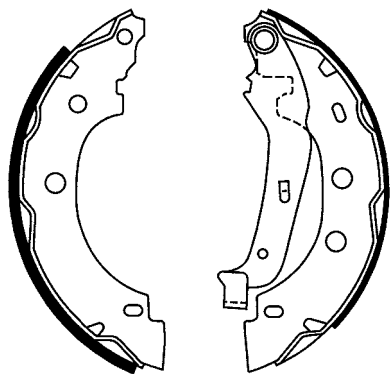


Ø 180 x 42

Abbildungen Trommelbremsbacken

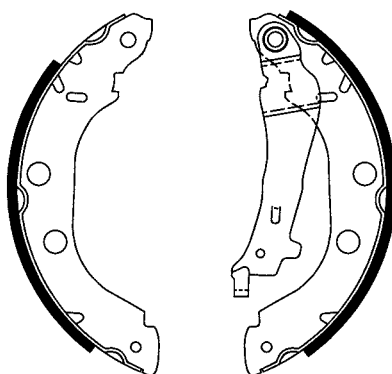
Illustrations drum brake shoes - Illustrazioni ganasce freno - Illustrations Mâchoires de frein à tambour - Ilustraciones zapatas freno de tambor

03.0137-0350.2 650350



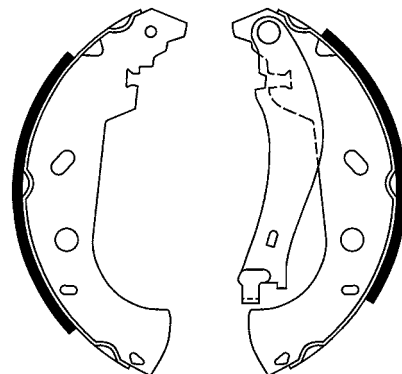
Ø 203 x 39

03.0137-0351.2 650351



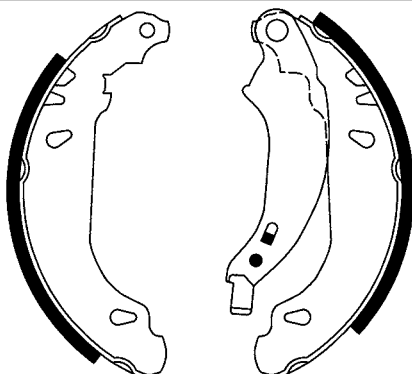
Ø 229 x 42

03.0137-0352.2 650352



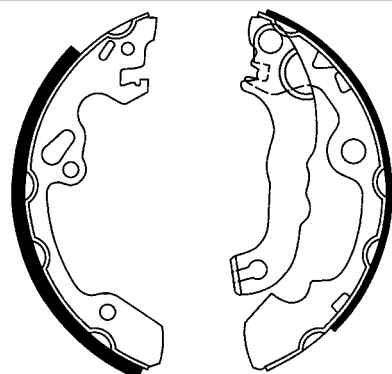
Ø 228 x 43

03.0137-0354.2 650354



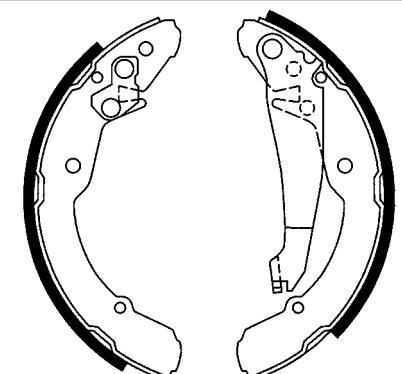
Ø 180 x 32

03.0137-0356.2 650356



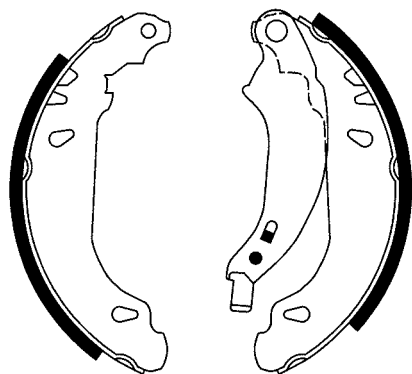
Ø 203 x 38

03.0137-0357.2 650357



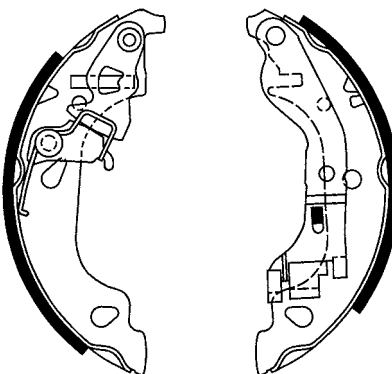
Ø 230 x 32

03.0137-0358.2 650358



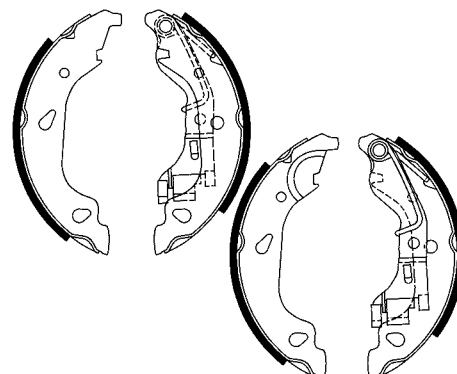
Ø 180 x 42

03.0137-0359.2 650359



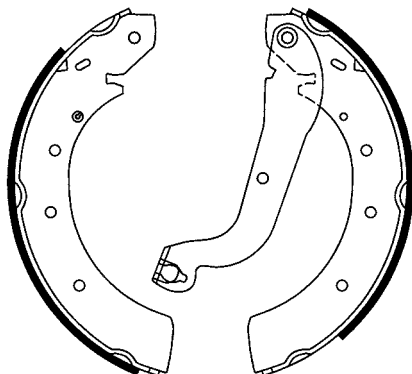
Ø 180 x 32

03.0137-0360.2 650360



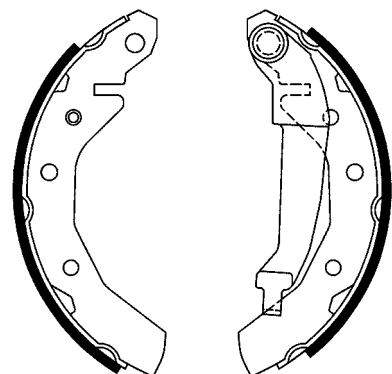
Ø 180 x 32

03.0137-0361.2 650361



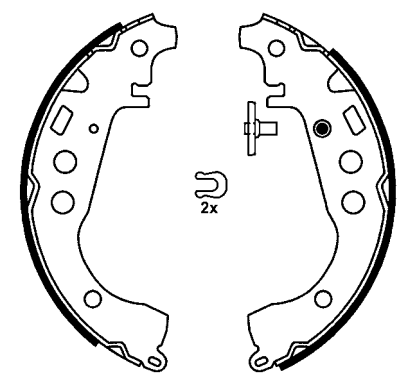
Ø 254 x 57

03.0137-0363.2 650363



Ø 180 x 31

03.0137-0364.2 650364

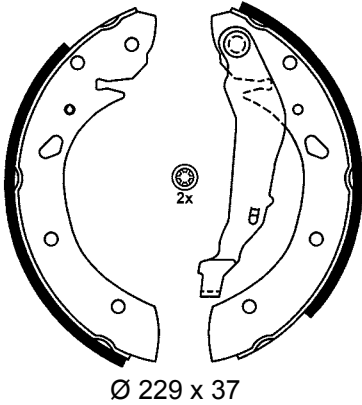


Ø 200 x 32

Abbildungen Trommelbremsbacken

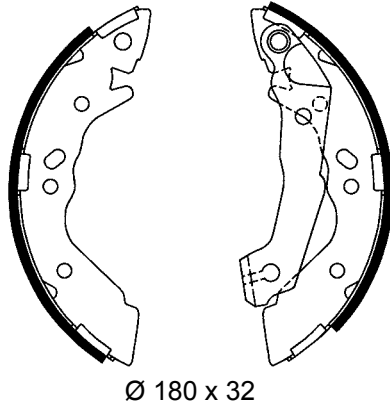
Illustrations drum brake shoes - Illustrazioni ganasce freno - Illustrations Mâchoires de frein à tambour - Ilustraciones zapatas freno de tambor

03.0137-0365.2 650365



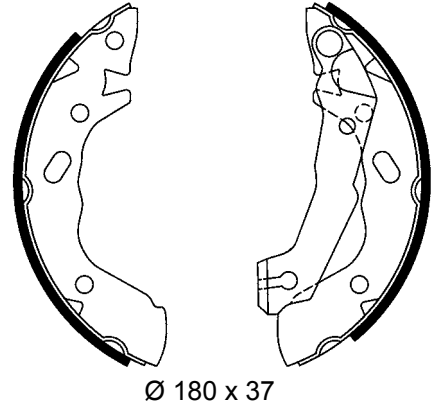
Ø 229 x 37

03.0137-0366.2 650366



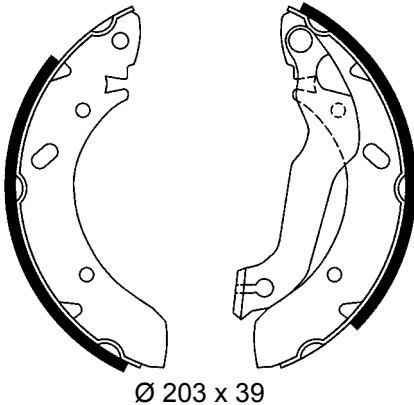
Ø 180 x 32

03.0137-0367.2 650367



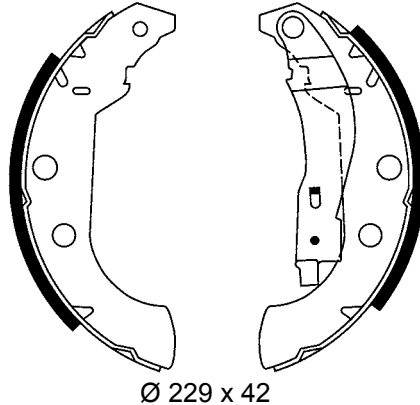
Ø 180 x 37

03.0137-0369.2 650369



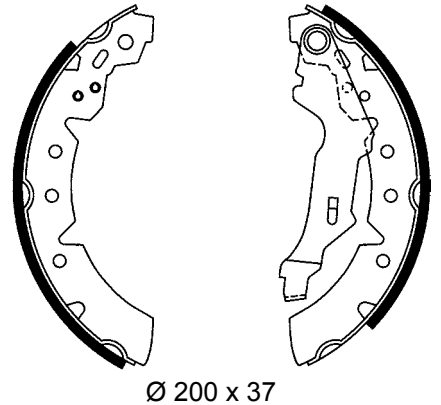
Ø 203 x 39

03.0137-0370.2 650370



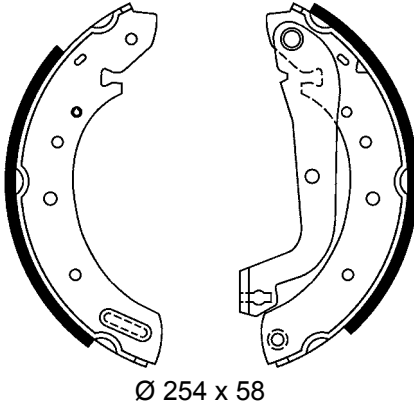
Ø 229 x 42

03.0137-0375.2 650375



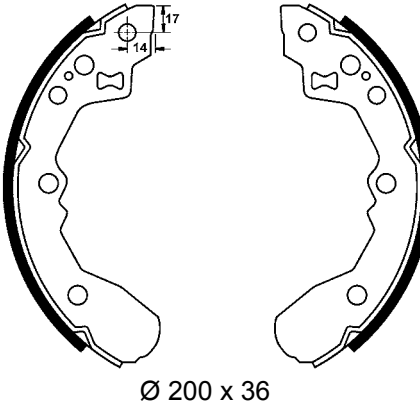
Ø 200 x 37

03.0137-0376.2 650376



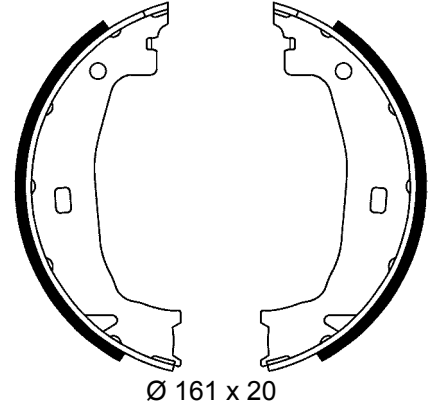
Ø 254 x 58

03.0137-0377.2 650377



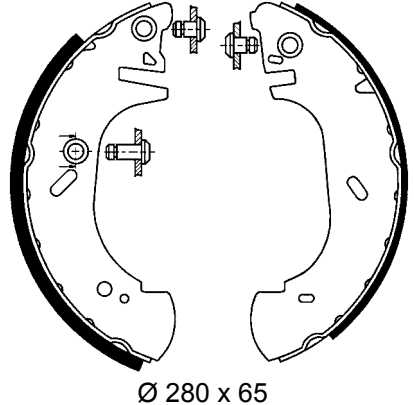
Ø 200 x 36

03.0137-0379.2 650379



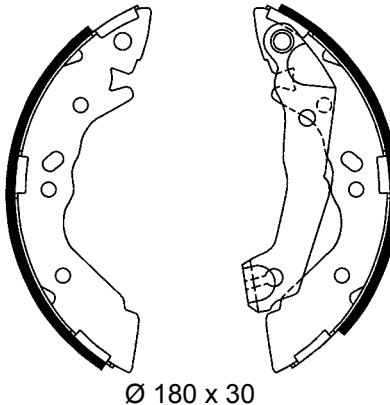
Ø 161 x 20

03.0137-0382.2 650382



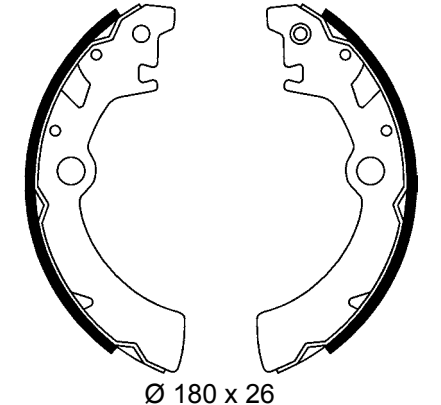
Ø 280 x 65

03.0137-0386.2 650386



Ø 180 x 30

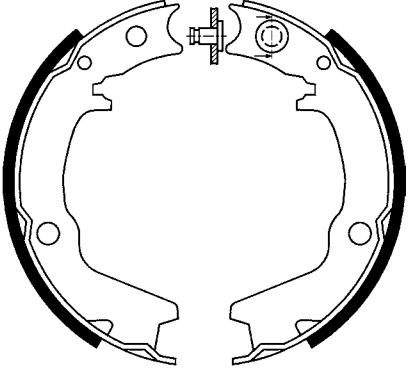
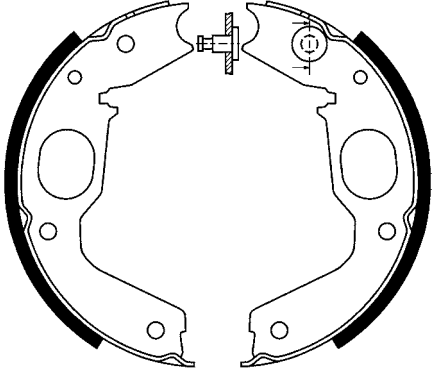
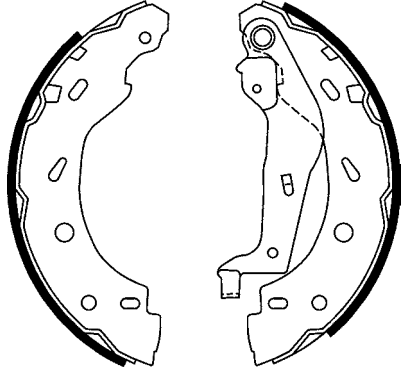
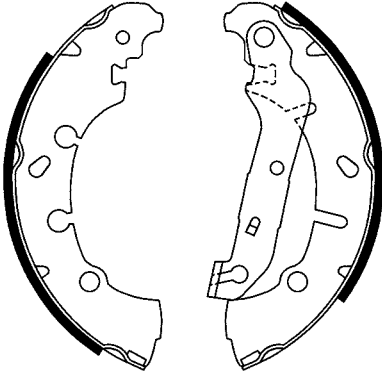
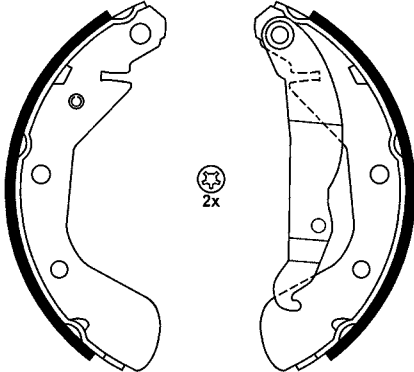
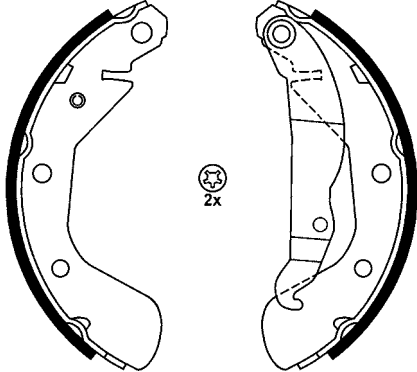
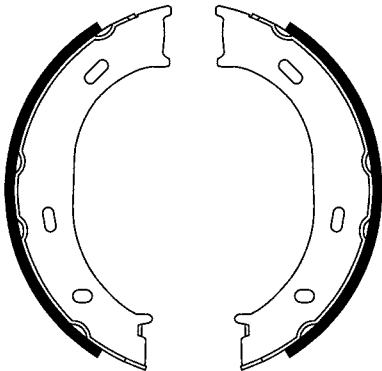
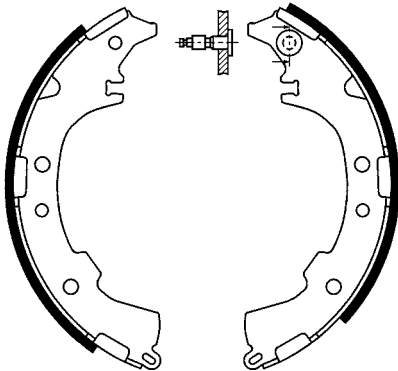
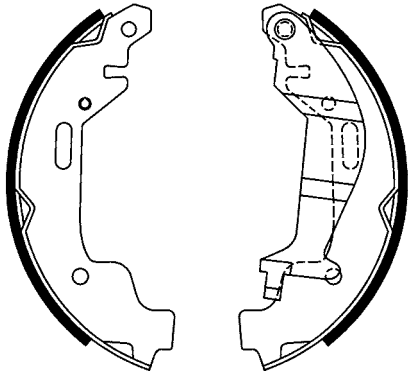
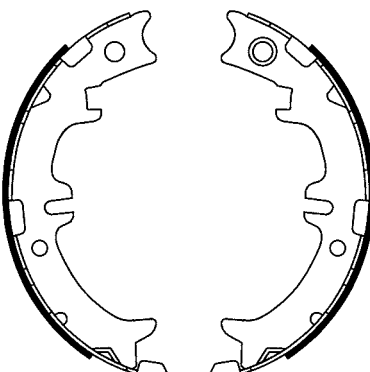
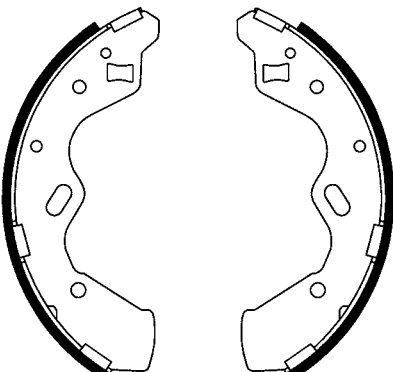
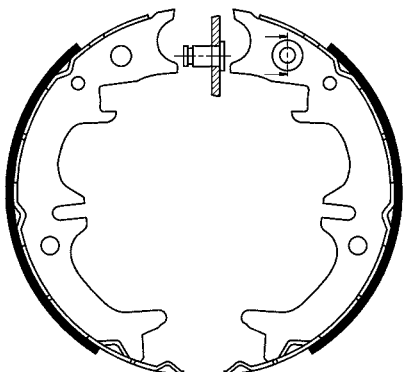
03.0137-0387.2 650387



Ø 180 x 26

Abbildungen Trommelbremsbacken

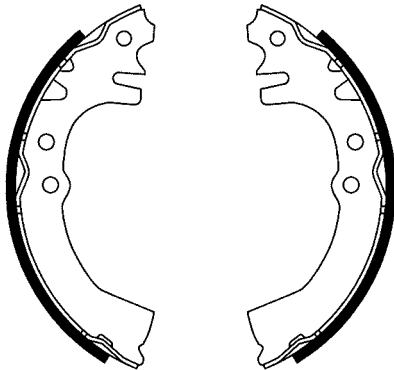
Illustrations drum brake shoes - Illustrazioni ganasce freno - Illustrations Mâchoires de frein à tambour - Ilustraciones zapatas freno de tambor

03.0137-0389.2 650389	03.0137-0390.2 650390	03.0137-0393.2 650393
 <p>Ø 167 x 32</p>	 <p>Ø 196 x 40</p>	 <p>Ø 203 x 32</p>
03.0137-0394.2 650394	03.0137-0395.2 650395	03.0137-0396.2 650396
 <p>Ø 203 x 38</p>	 <p>Ø 200 x 29</p>	 <p>Ø 200 x 46</p>
03.0137-0397.2 650397	03.0137-0398.2 650398	03.0137-0399.2 650399
 <p>Ø 160 x 40</p>	 <p>Ø 229 x 42</p>	 <p>Ø 180 x 26</p>
03.0137-0400.2 650400	03.0137-0401.2 650401	03.0137-0402.2 650402
 <p>Ø 190 x 45</p>	 <p>Ø 200 x 31</p>	 <p>Ø 170 x 40</p>

Abbildungen Trommelbremsbacken

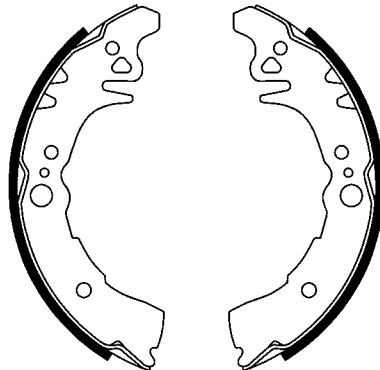
Illustrations drum brake shoes - Illustrazioni ganasce freno - Illustrations Mâchoires de frein à tambour - Ilustraciones zapatas freno de tambor

03.0137-0404.2 650404



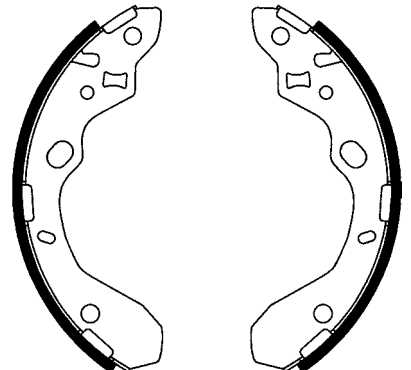
Ø 165 x 28

03.0137-0406.2 650406



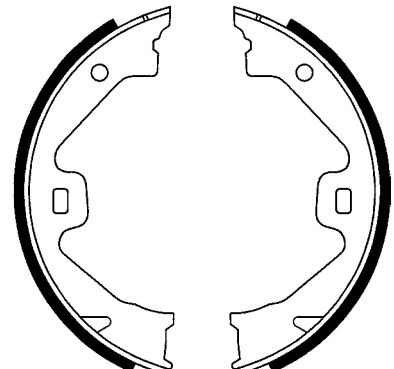
Ø 180 x 38

03.0137-0407.2 650407



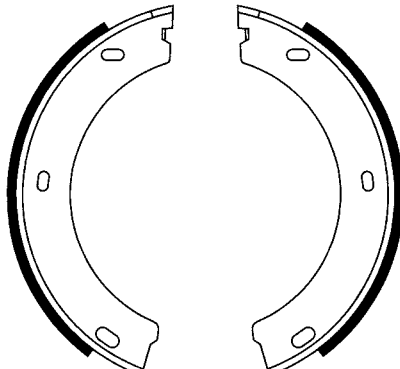
Ø 200 x 36

03.0137-0408.2 650408



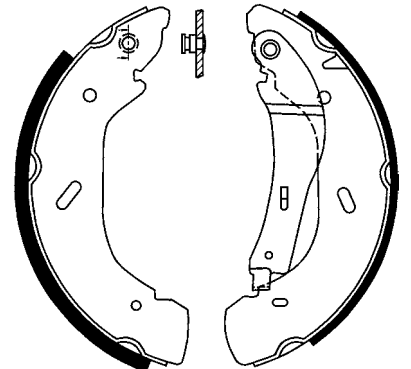
Ø 160 x 20

03.0137-0409.2 650409



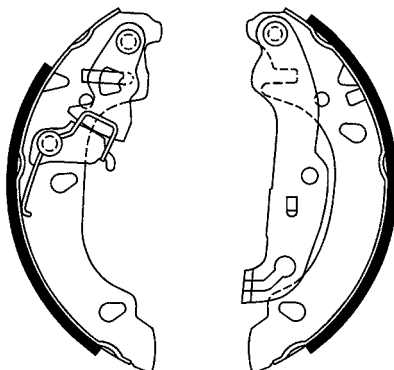
Ø 186 x 20

03.0137-0411.2 650411



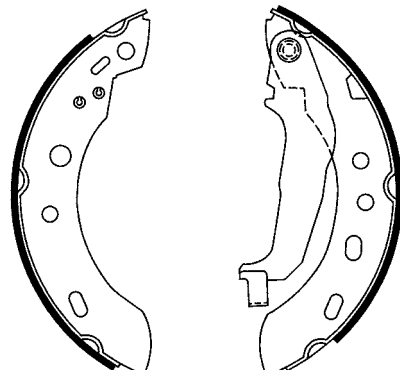
Ø 280 x 65

03.0137-0412.2 650412



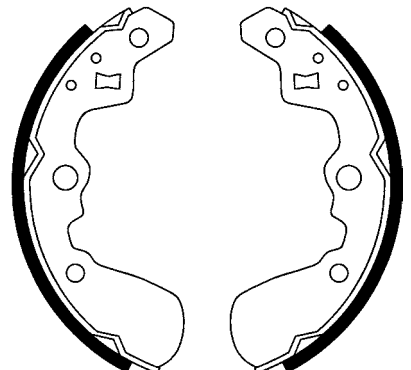
Ø 180 x 32

03.0137-0413.2 650413



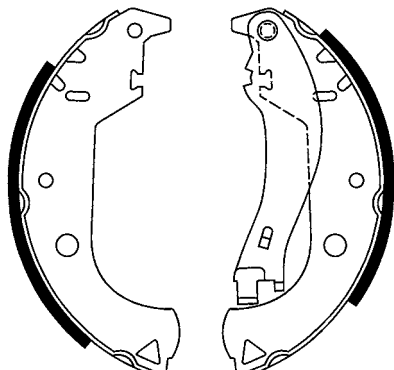
Ø 180 x 27

03.0137-0414.2 650414



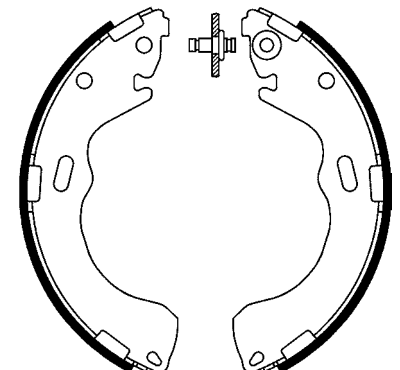
Ø 180 x 27

03.0137-0415.2 650415



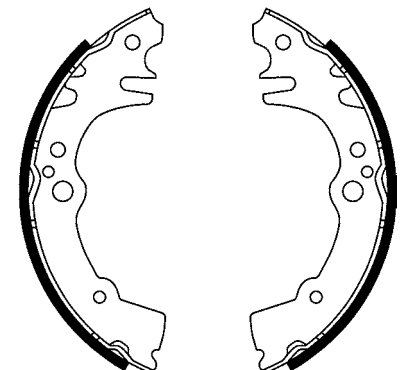
Ø 228 x 42

03.0137-0416.2 650416



Ø 229 x 43

03.0137-0417.2 650417



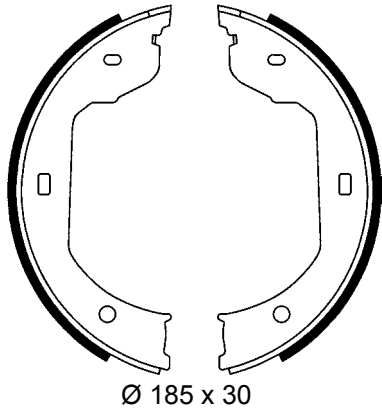
Ø 165 x 28



Abbildungen Trommelbremsbacken

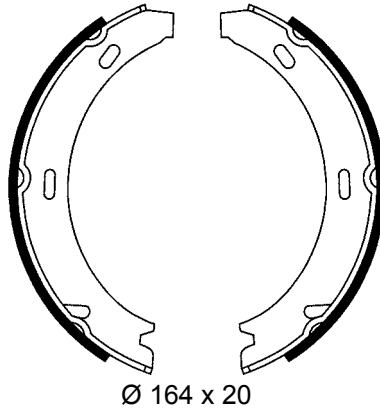
Illustrations drum brake shoes - Illustrazioni ganasce freno - Illustrations Mâchoires de frein à tambour - Ilustraciones zapatas freno de tambor

03.0137-0419.2 650419



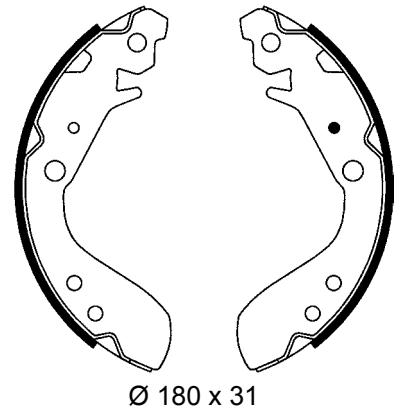
Ø 185 x 30

03.0137-0421.2 650421



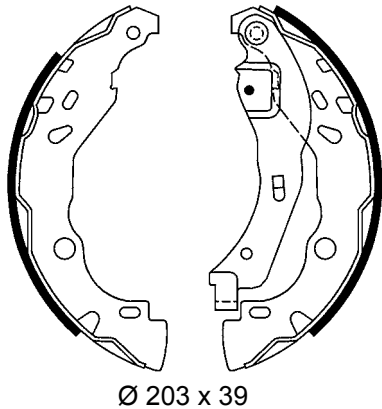
Ø 164 x 20

03.0137-0422.2 650422



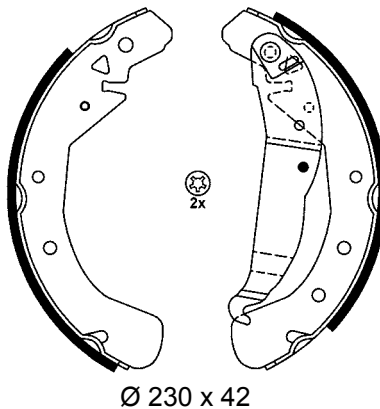
Ø 180 x 31

03.0137-0423.2 650423



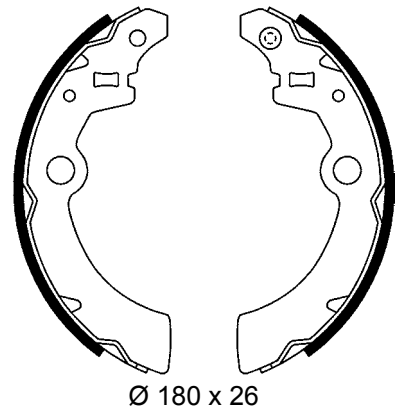
Ø 203 x 39

03.0137-0424.2 650424



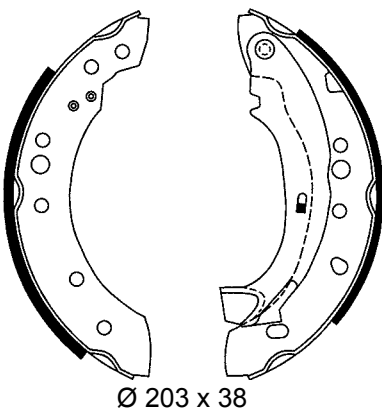
Ø 230 x 42

03.0137-0425.2 650425



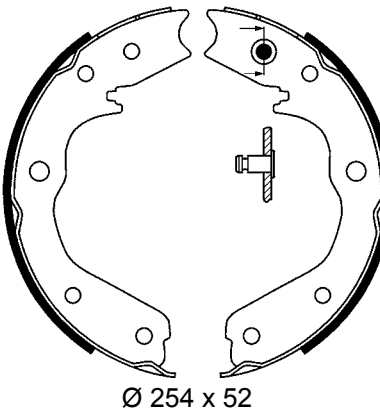
Ø 180 x 26

03.0137-0426.2 650426



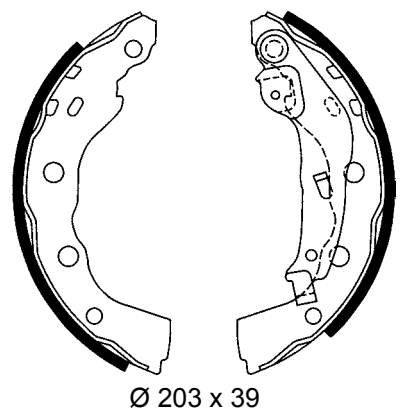
Ø 203 x 38

03.0137-0427.2 650427



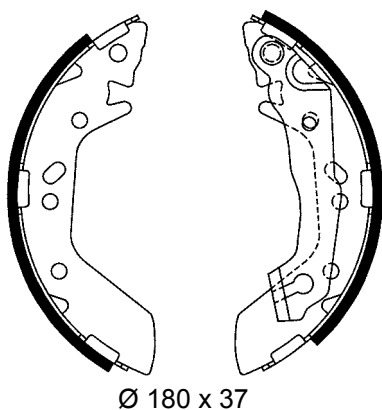
Ø 254 x 52

03.0137-0428.2 650428



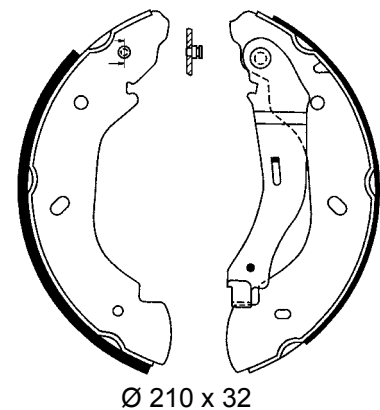
Ø 203 x 39

03.0137-0429.2 650429



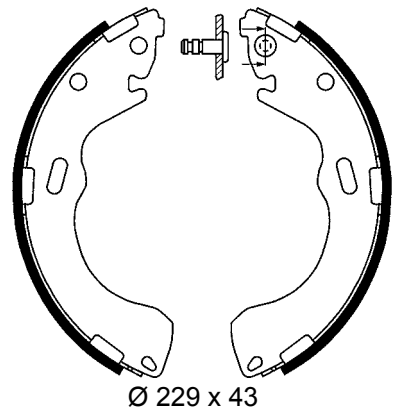
Ø 180 x 37

03.0137-0430.2 650430



Ø 210 x 32

03.0137-0431.2 650431

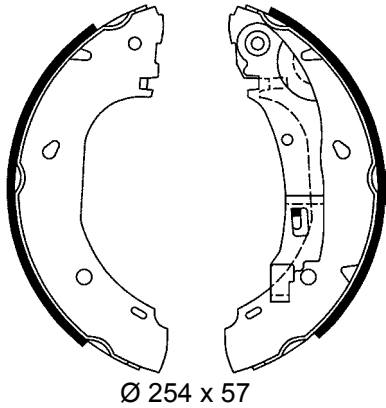


Ø 229 x 43

Abbildungen Trommelbremsbacken

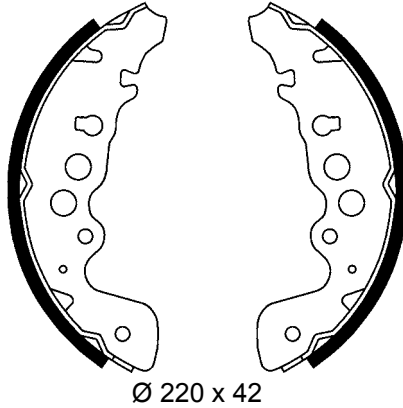
Illustrations drum brake shoes - Illustrazioni ganasce freno - Illustrations Mâchoires de frein à tambour - Ilustraciones zapatas freno de tambor

03.0137-0432.2 650432



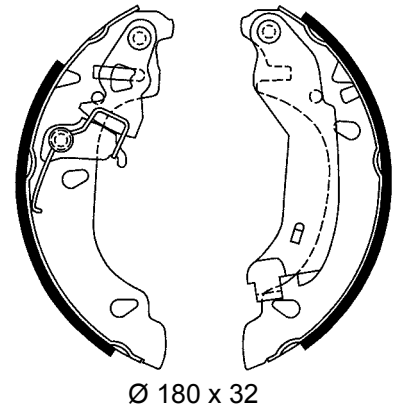
Ø 254 x 57

03.0137-0433.2 650433



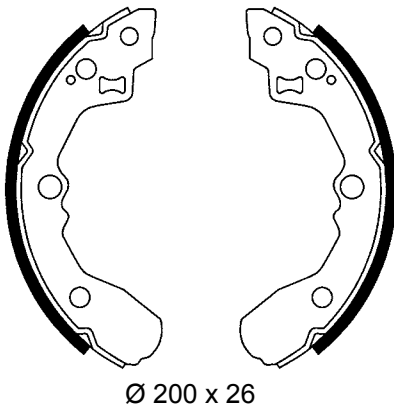
Ø 220 x 42

03.0137-0434.2 650434



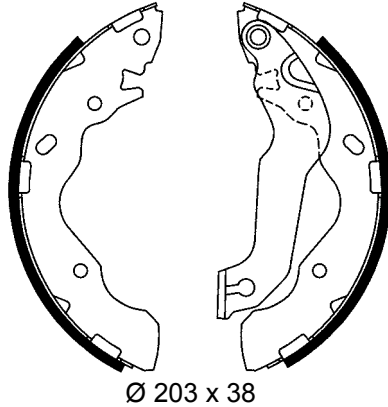
Ø 180 x 32

03.0137-0436.2 650436



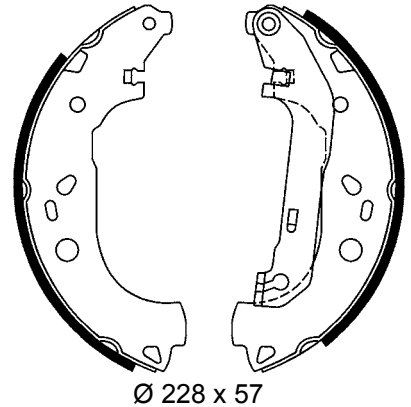
Ø 200 x 26

03.0137-0437.2 650437



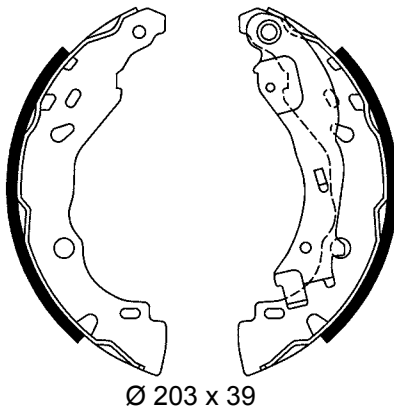
Ø 203 x 38

03.0137-0438.2 650438



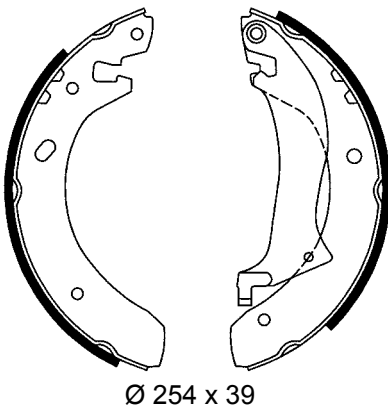
Ø 228 x 57

03.0137-0439.2 650439



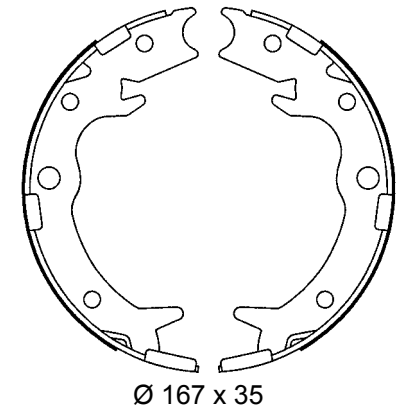
Ø 203 x 39

03.0137-0440.2 650440



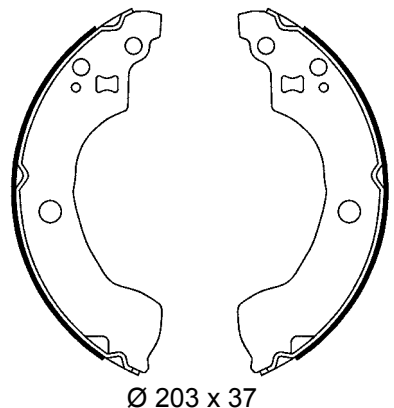
Ø 254 x 39

03.0137-0442.2 650442



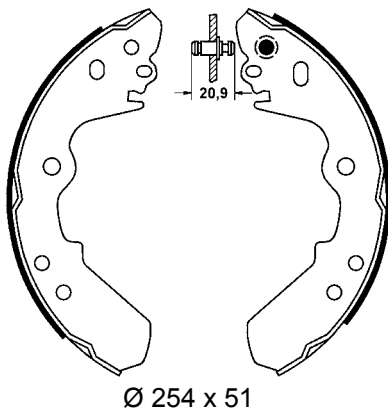
Ø 167 x 35

03.0137-0443.2 650443



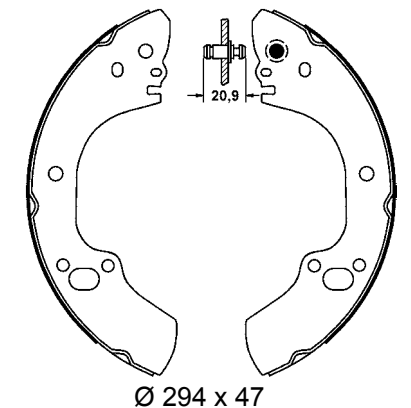
Ø 203 x 37

03.0137-0444.2 650444



Ø 254 x 51

03.0137-0445.2 650445



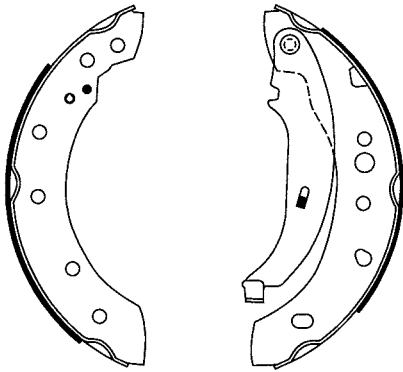
Ø 294 x 47



Abbildungen Trommelbremsbacken

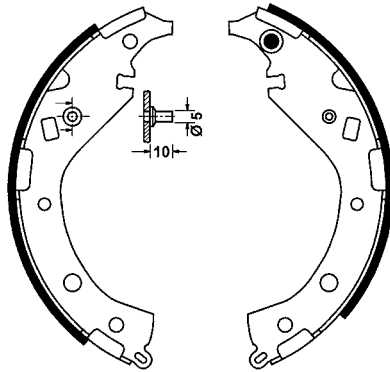
Illustrations drum brake shoes - Illustrazioni ganasce freno - Illustrations Mâchoires de frein à tambour - Ilustraciones zapatas freno de tambor

03.0137-0446.2 650446



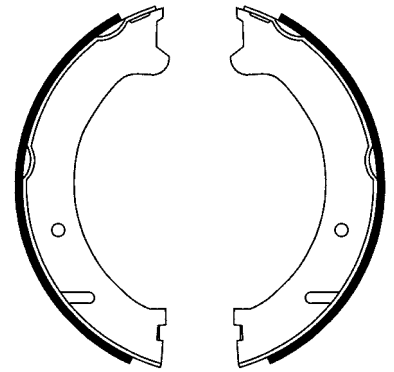
Ø 203 x 39

03.0137-0448.2 650448



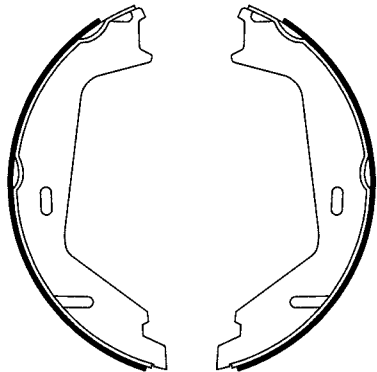
Ø 228 x 42

03.0137-0449.2 650449



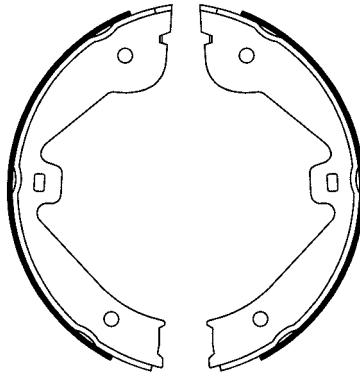
Ø 178 x 25

03.0137-0450.2 650450



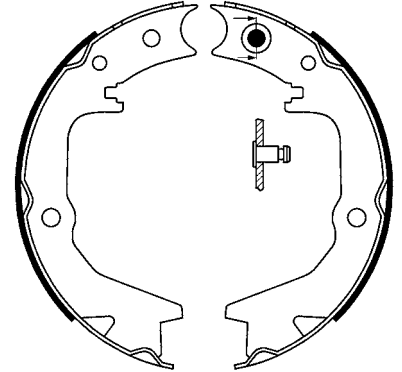
Ø 178 x 25

03.0137-0451.2 650451



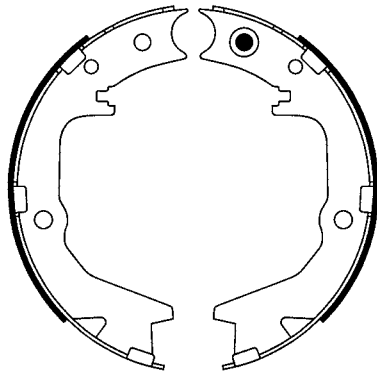
Ø 210 x 30

03.0137-0452.2 650452



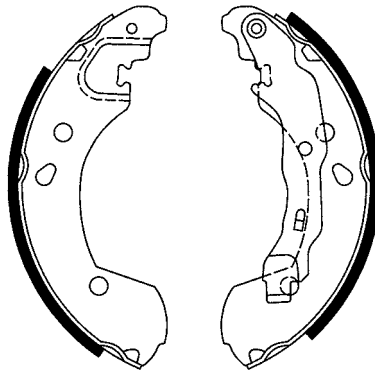
Ø 167 x 32

03.0137-0453.2 650453



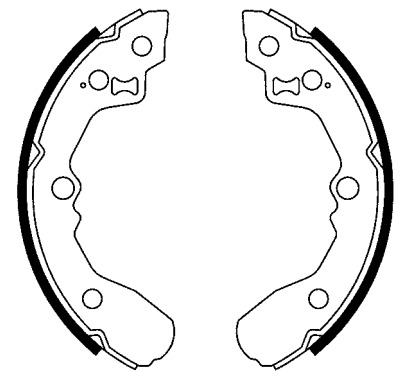
Ø 167 x 32

03.0137-0454.2 650454



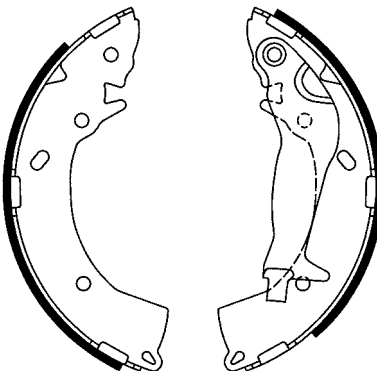
Ø 203 x 38

03.0137-0455.2 650455



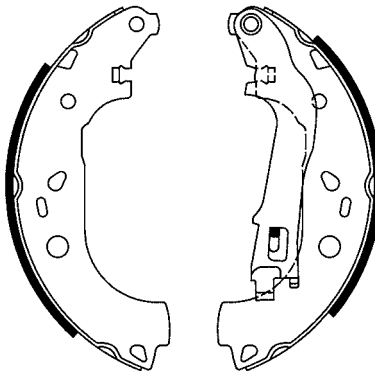
Ø 200 x 31

03.0137-0456.2 650456



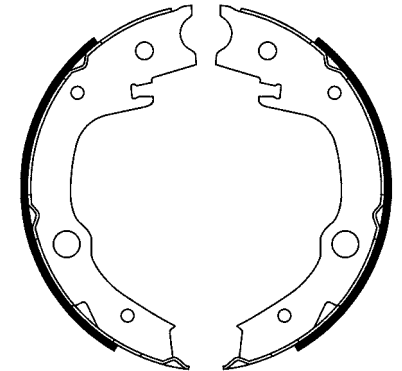
Ø 203 x 32

03.0137-0457.2 650457



Ø 228 x 42

03.0137-0459.2 650459

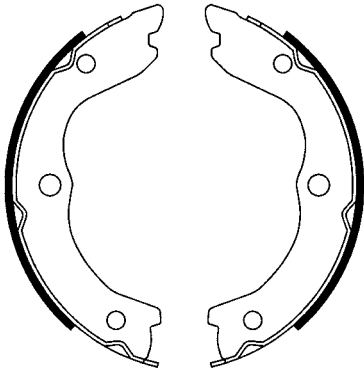


Ø 172 x 32

Abbildungen Trommelbremsbacken

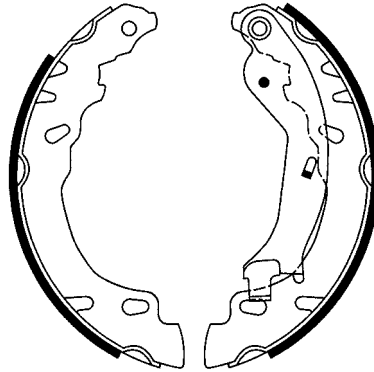
Illustrations drum brake shoes - Illustrazioni ganasce freno - Illustrations Mâchoires de frein à tambour - Ilustraciones zapatas freno de tambor

03.0137-0460.2 650460



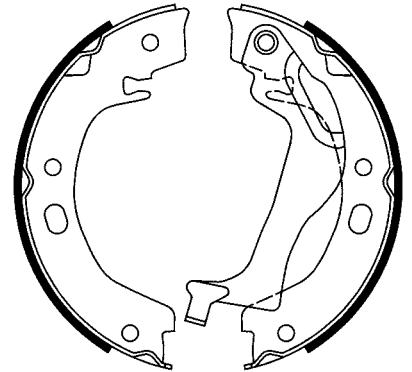
Ø 172 x 22

03.0137-0462.2 650462



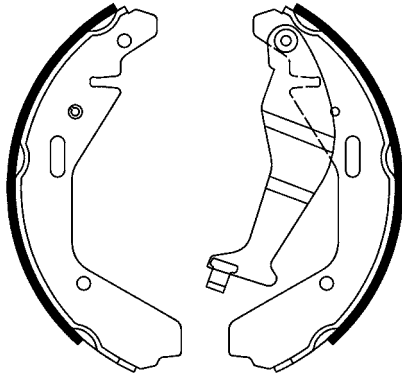
Ø 180 x 32

03.0137-0464.2 650464



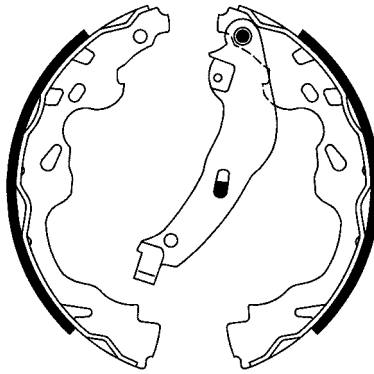
Ø 172 x 22

03.0137-0465.2 650465



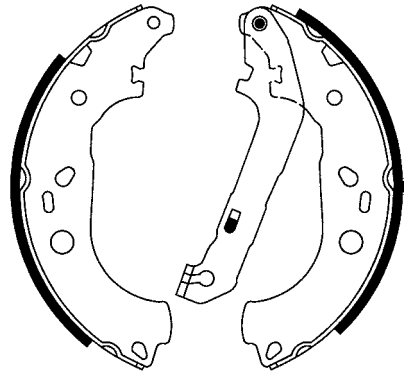
Ø 200 x 29

03.0137-0466.2 650466



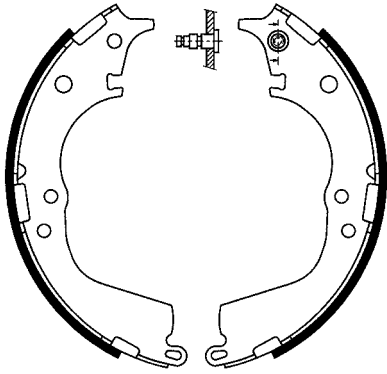
Ø 200 x 32

03.0137-0467.2 650467



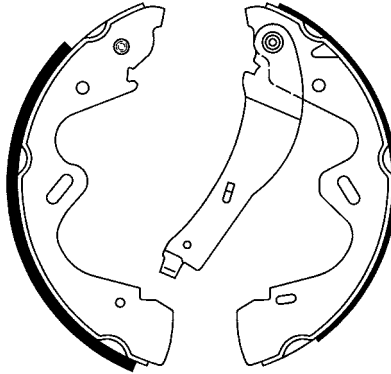
Ø 228 x 42

03.0137-0468.2 650468



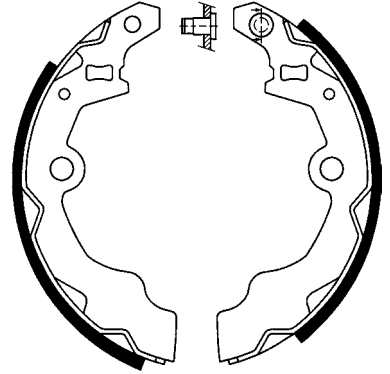
Ø 270 x 55

03.0137-0469.2 650469



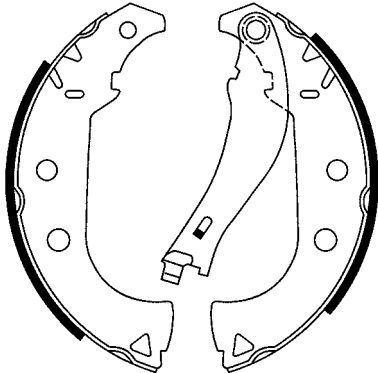
Ø 280 x 65

03.0137-0470.2 650470



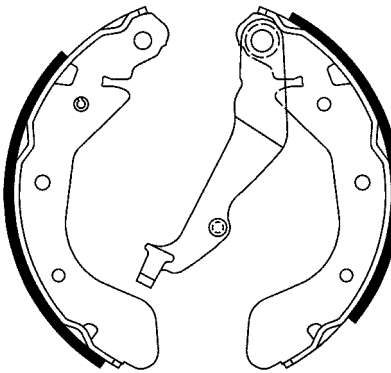
Ø 180 x 31

03.0137-0471.2 650471



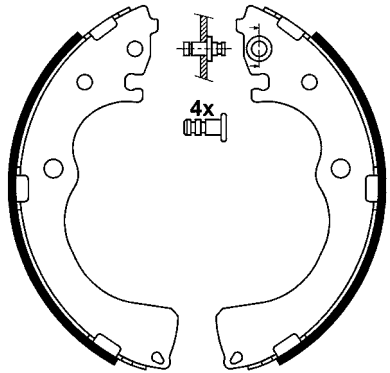
Ø 228 x 42

03.0137-0472.2 650472



Ø 200 x 36

03.0137-0473.2 650473

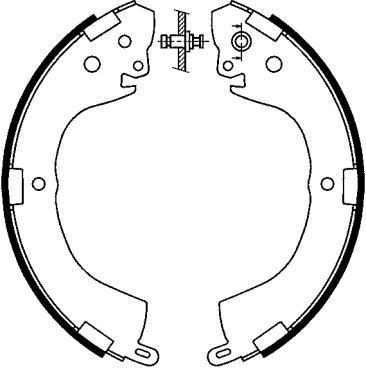
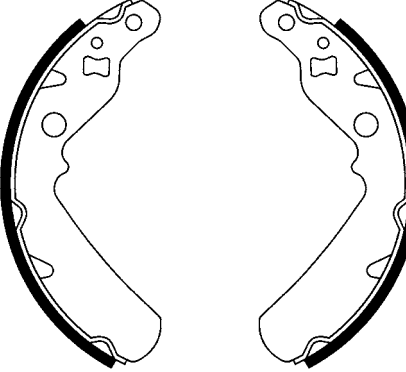
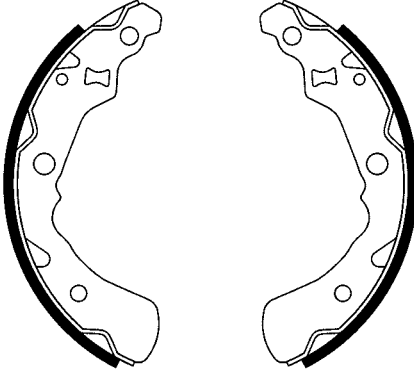
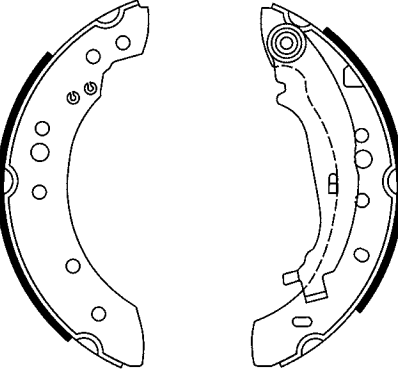
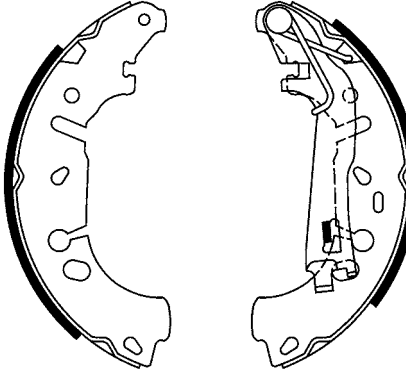
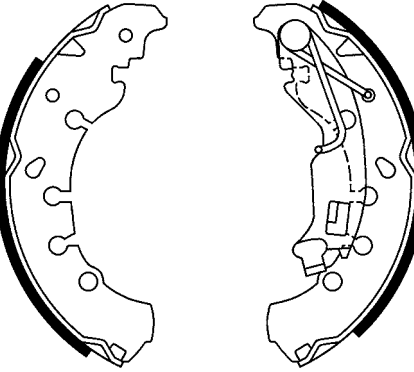
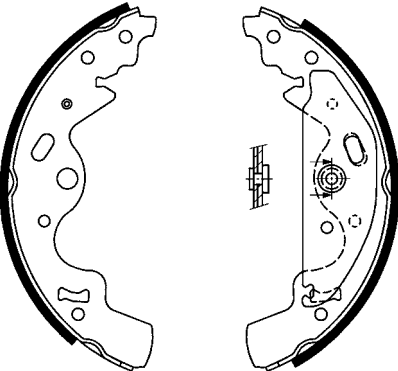
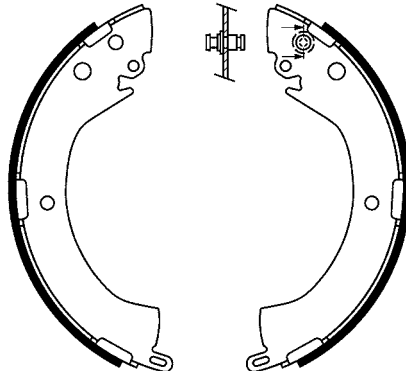
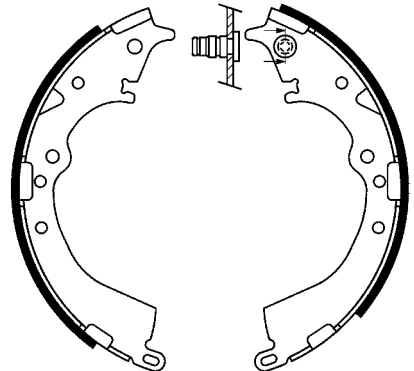
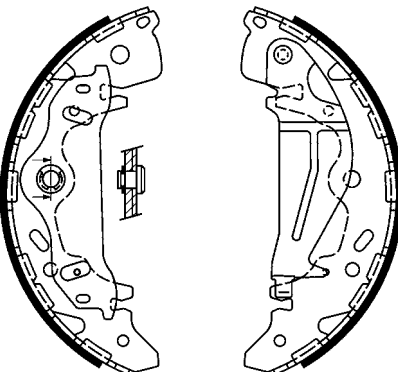
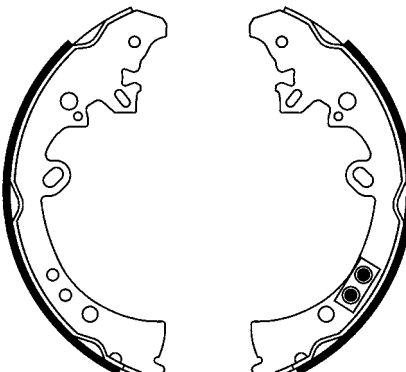
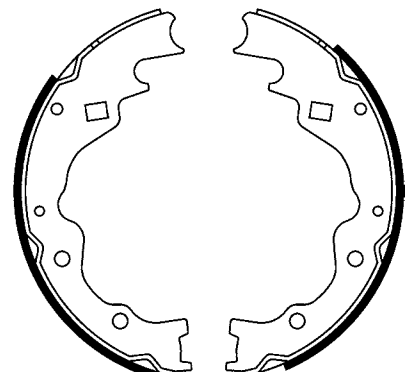


Ø 254 x 52



Abbildungen Trommelbremsbacken

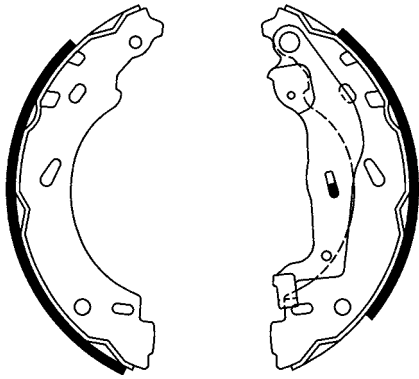
Illustrations drum brake shoes - Illustrazioni ganasce freno - Illustrations Mâchoires de frein à tambour - Ilustraciones zapatas freno de tambor

<p>03.0137-0474.2 650474</p>  <p>Ø 270 x 52</p>	<p>03.0137-0475.2 650475</p>  <p>Ø 165 x 26</p>	<p>03.0137-0476.2 650476</p>  <p>Ø 180 x 31</p>
<p>03.0137-0477.2 650477</p>  <p>Ø 203 x 38</p>	<p>03.0137-0478.2 650478</p>  <p>Ø 228 x 42</p>	<p>03.0137-0479.2 650479</p>  <p>Ø 203 x 38</p>
<p>03.0137-0480.2 650480</p>  <p>Ø 254 x 45</p>	<p>03.0137-0482.2 650482</p>  <p>Ø 254 x 52</p>	<p>03.0137-0483.2 650483</p>  <p>Ø 254 x 51</p>
<p>03.0137-0484.2 650484</p>  <p>Ø 295 x 53</p>	<p>03.0137-0485.2 650485</p>  <p>Ø 295 x 62</p>	<p>03.0137-0486.2 650486</p>  <p>Ø 260 x 51</p>

Abbildungen Trommelbremsbacken

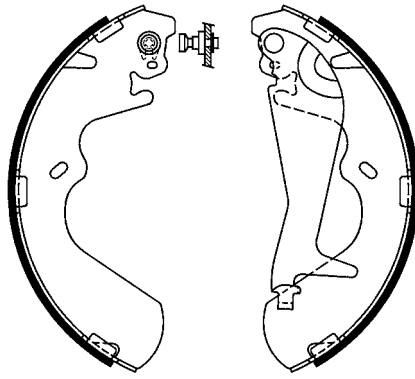
Illustrations drum brake shoes - Illustrazioni ganasce freno - Illustrations Mâchoires de frein à tambour - Ilustraciones zapatas freno de tambor

03.0137-0487.2 650487



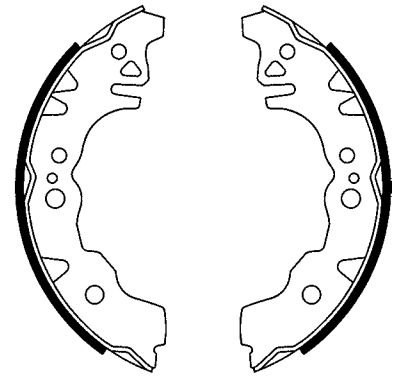
Ø 203 x 32

03.0137-0488.2 650488



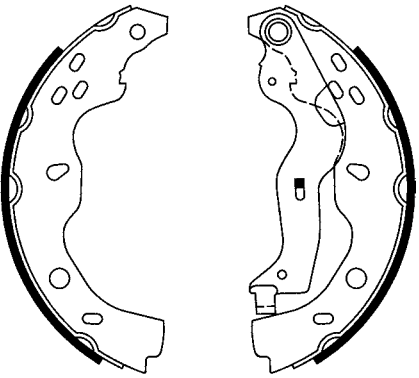
Ø 270 x 53

03.0137-0489.2 650489



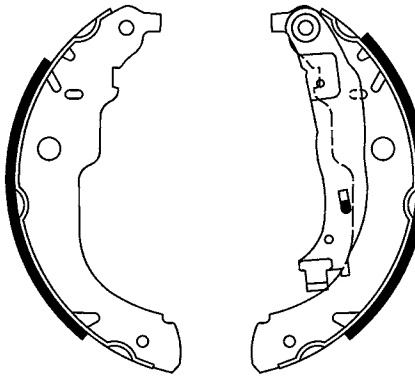
Ø 180 x 28

03.0137-0490.2 650490



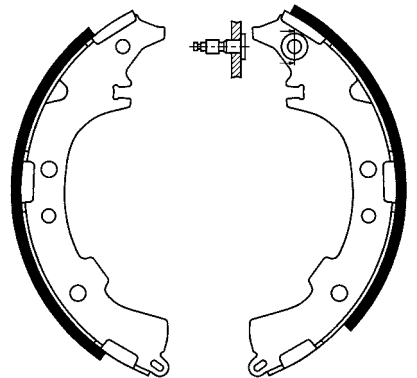
Ø 220 x 35

03.0137-0491.2 650491



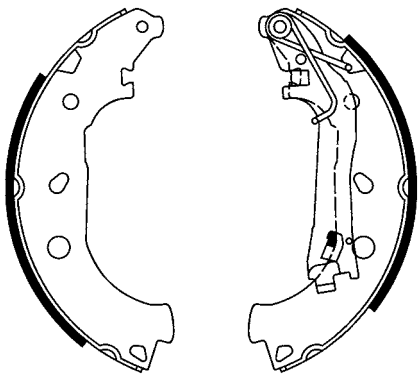
Ø 228 x 42

03.0137-0492.2 650492



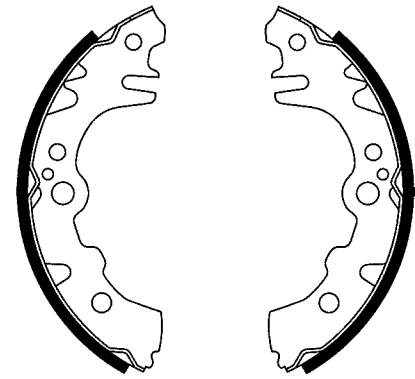
Ø 228 x 42

03.0137-0493.2 650493



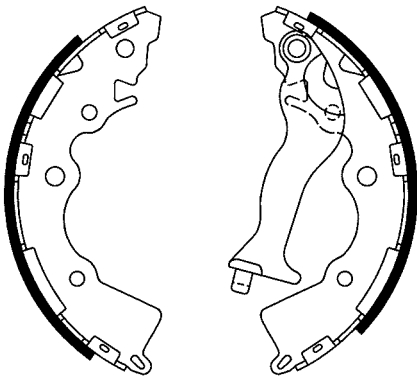
Ø 228 x 42

03.0137-0494.2 650494



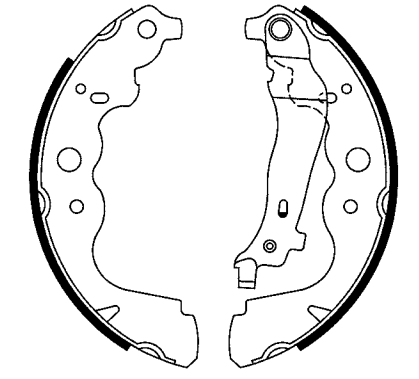
Ø 165 x 28

03.0137-0495.2 650495



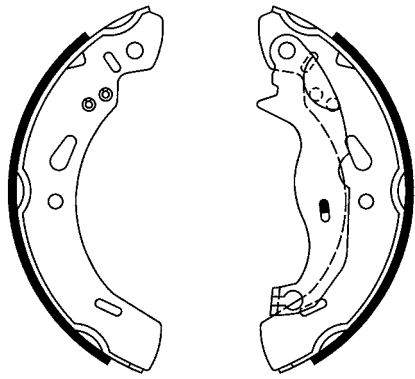
Ø 203 x 32

03.0137-0496.2 650496



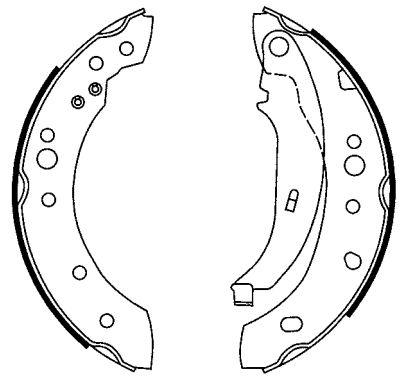
Ø 228 x 42

03.0137-0497.2 650497



Ø 200 x 32

03.0137-0498.2 650498

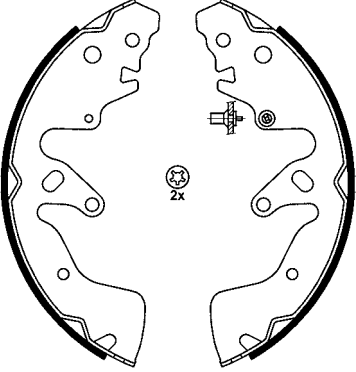
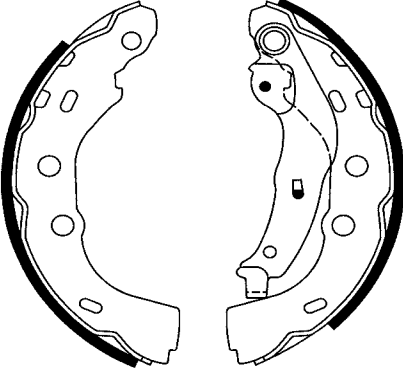
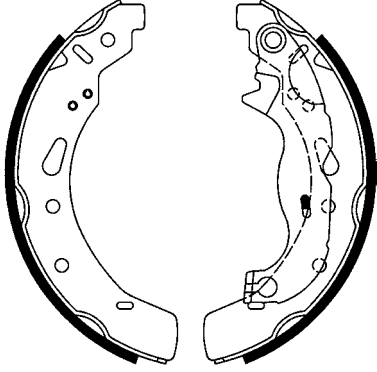
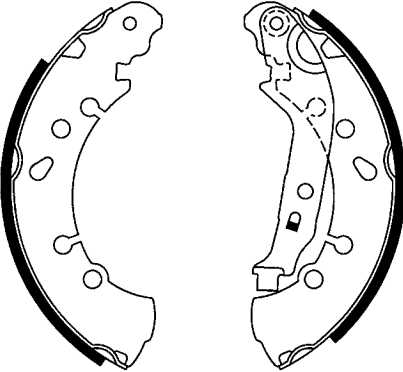
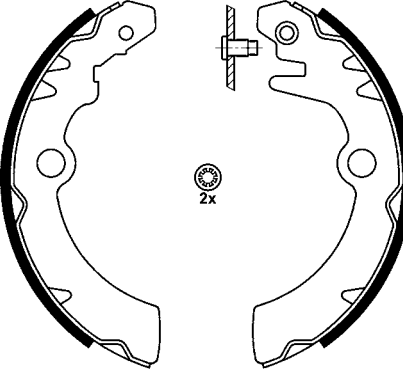
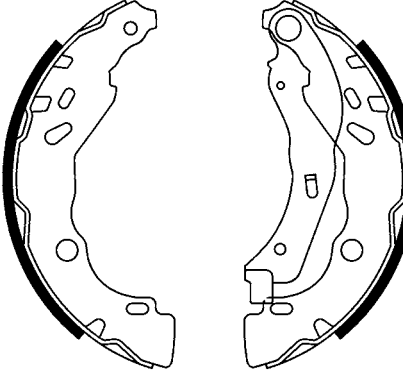
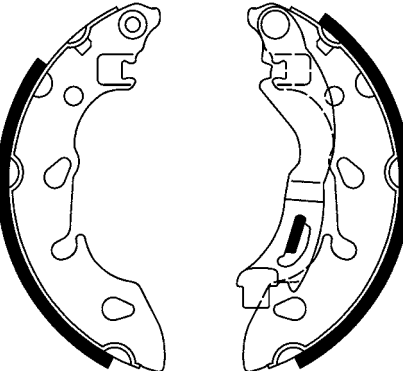
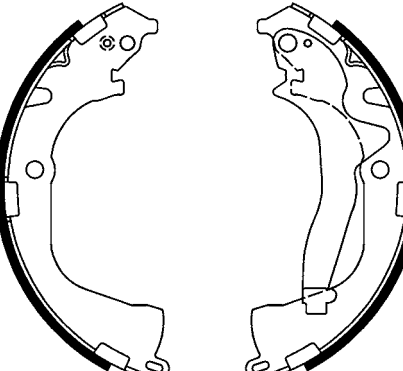
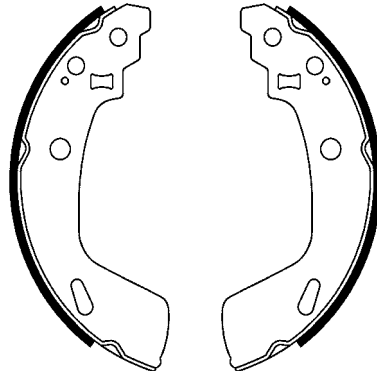
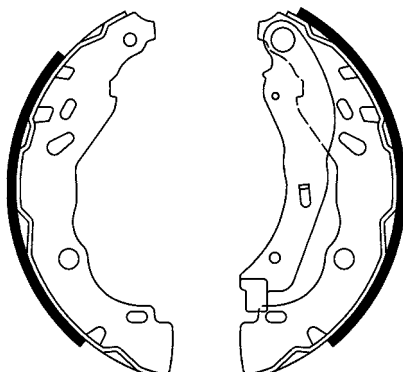
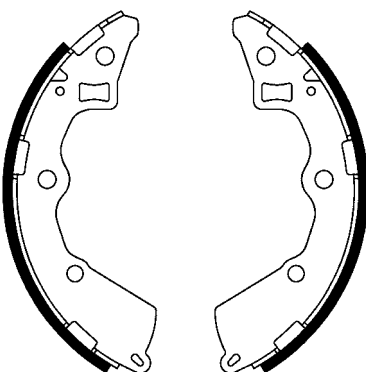
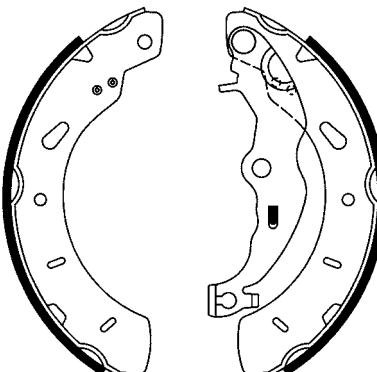


Ø 203 x 38



Abbildungen Trommelbremsbacken

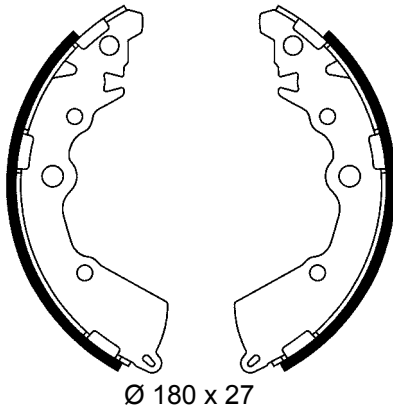
Illustrations drum brake shoes - Illustrazioni ganasce freno - Illustrations Mâchoires de frein à tambour - Ilustraciones zapatas freno de tambor

03.0137-0499.2 650499	03.0137-0500.2 650500	03.0137-0501.2 650501
 <p>Ø 254 x 41</p>	 <p>Ø 200 x 32</p>	 <p>Ø 200 x 32</p>
03.0137-0502.2 650502	03.0137-0503.2 650503	03.0137-0504.2 650504
 <p>Ø 203 x 38</p>	 <p>Ø 180 x 26</p>	 <p>Ø 203 x 39</p>
03.0137-0506.2 650506	03.0137-0508.2 650508	03.0137-0509.2 650509
 <p>Ø 180 x 32</p>	 <p>Ø 294 x 57</p>	 <p>Ø 200 x 26</p>
03.0137-0510.2 650510	03.0137-0511.2 650511	03.0137-0512.2 650512
 <p>Ø 203 x 39</p>	 <p>Ø 180 x 32</p>	 <p>Ø 228 x 42</p>

Abbildungen Trommelbremsbacken

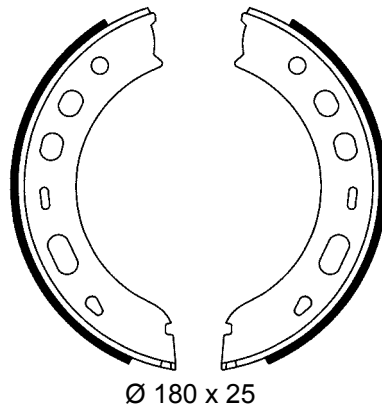
Illustrations drum brake shoes - Illustrazioni ganasce freno - Illustrations Mâchoires de frein à tambour - Ilustraciones zapatas freno de tambor

03.0137-0516.2 650516



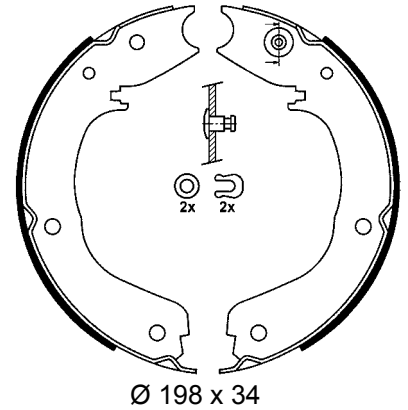
Ø 180 x 27

03.0137-3002.2 653002



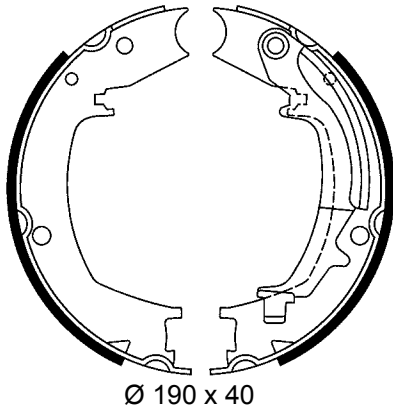
Ø 180 x 25

03.0137-3003.2 653003



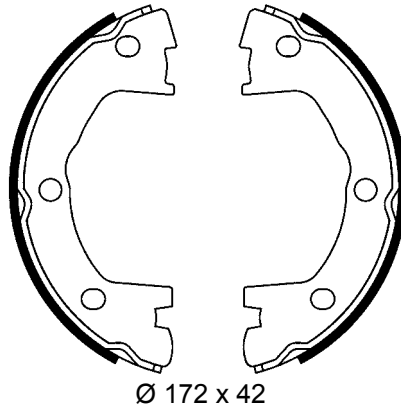
Ø 198 x 34

03.0137-3004.2 653004



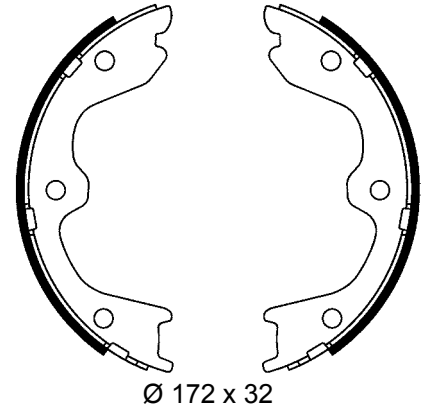
Ø 190 x 40

03.0137-3005.2 653005



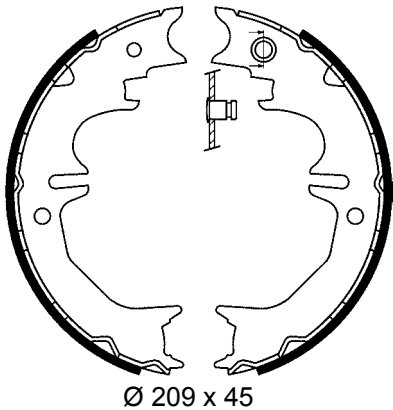
Ø 172 x 42

03.0137-3006.2 653006



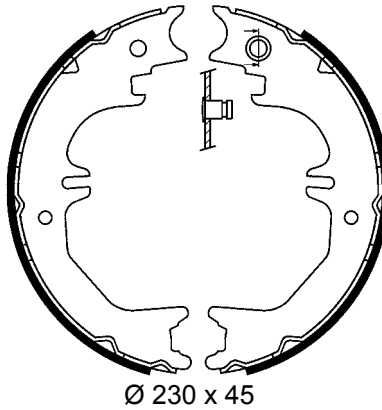
Ø 172 x 32

03.0137-3007.2 653007



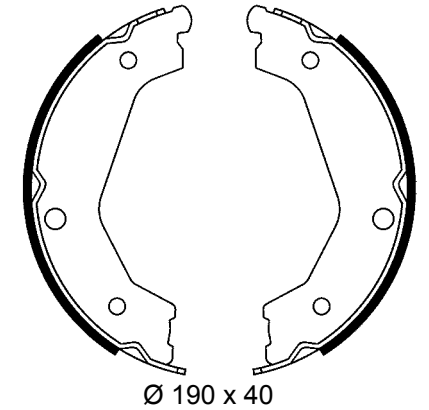
Ø 209 x 45

03.0137-3008.2 653008



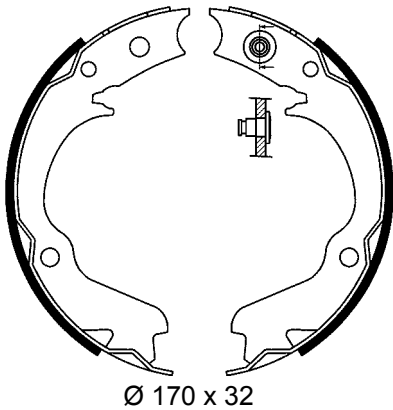
Ø 230 x 45

03.0137-3009.2 653009



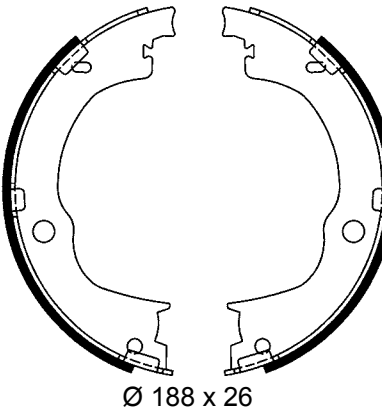
Ø 190 x 40

03.0137-3010.2 653010



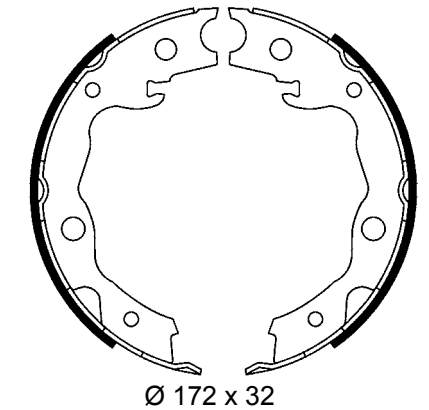
Ø 170 x 32

03.0137-3011.2 653011



Ø 188 x 26

03.0137-3012.2 653012



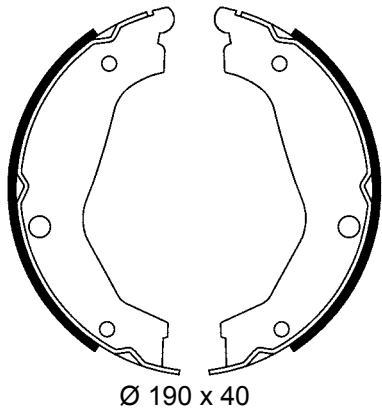
Ø 172 x 32



Abbildungen Trommelbremsbacken

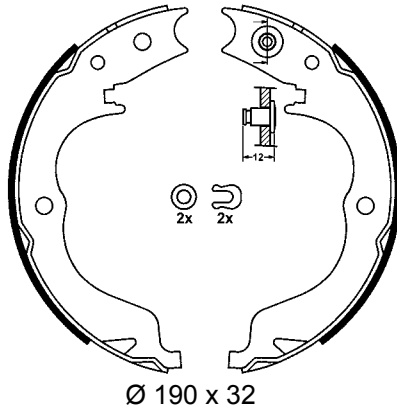
Illustrations drum brake shoes - Illustrazioni ganasce freno - Illustrations Mâchoires de frein à tambour - Ilustraciones zapatas freno de tambor

03.0137-3014.2 653014



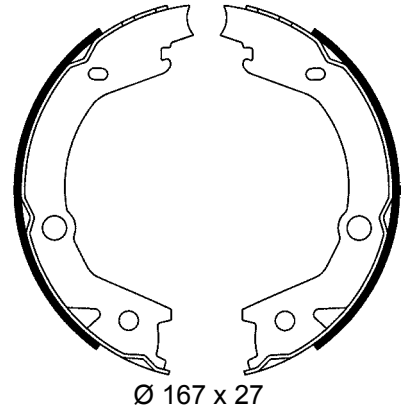
Ø 190 x 40

03.0137-3015.2 653015



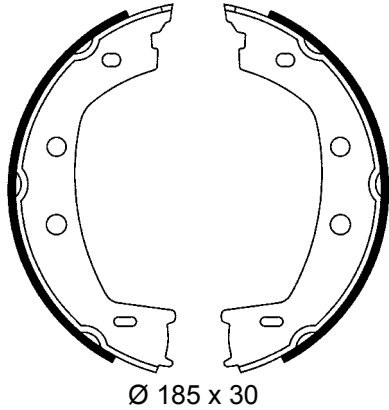
Ø 190 x 32

03.0137-3016.2 653016



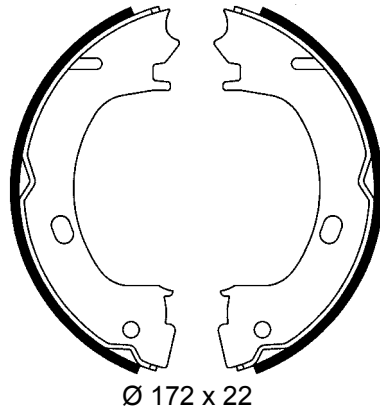
Ø 167 x 27

03.0137-3017.2 653017



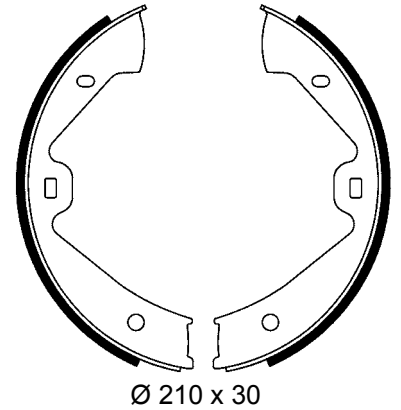
Ø 185 x 30

03.0137-3018.2 653018



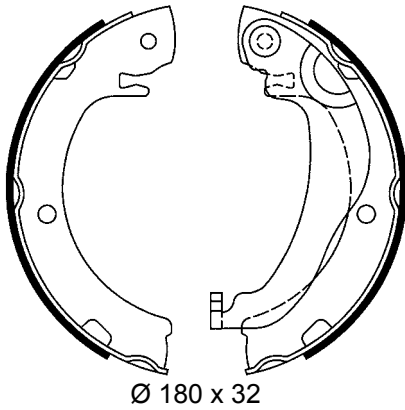
Ø 172 x 22

03.0137-3019.2 653019



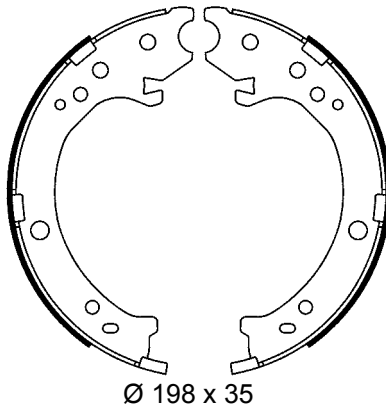
Ø 210 x 30

03.0137-3020.2 653020



Ø 180 x 32

03.0137-3021.2 653021



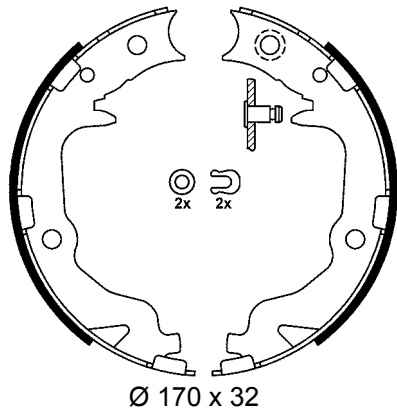
Ø 198 x 35

03.0137-3022.2 653022



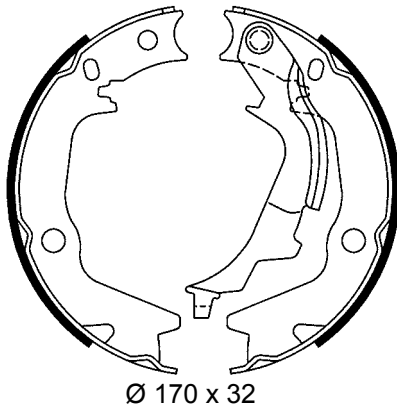
Ø 170 x 32

03.0137-3023.2 653023



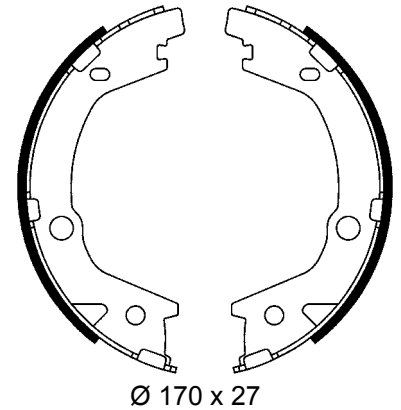
Ø 170 x 32

03.0137-3024.2 653024



Ø 170 x 32

03.0137-3025.2 653025

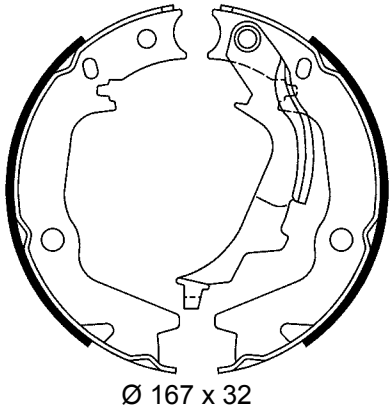


Ø 170 x 27

Abbildungen Trommelbremsbacken

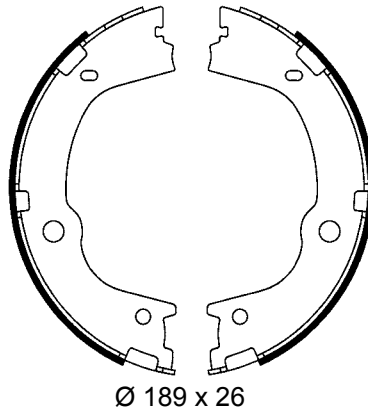
Illustrations drum brake shoes - Illustrazioni ganasce freno - Illustrations Mâchoires de frein à tambour - Ilustraciones zapatas freno de tambor

03.0137-3026.2 653026



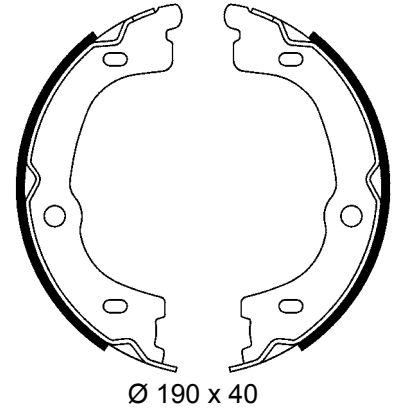
Ø 167 x 32

03.0137-3027.2 653023



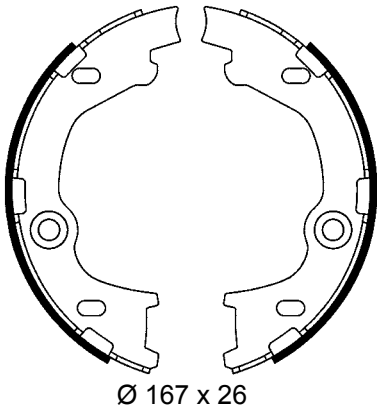
Ø 189 x 26

03.0137-3028.2 653028



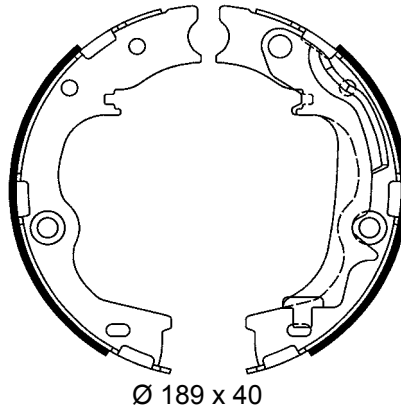
Ø 190 x 40

03.0137-3029.2 653029



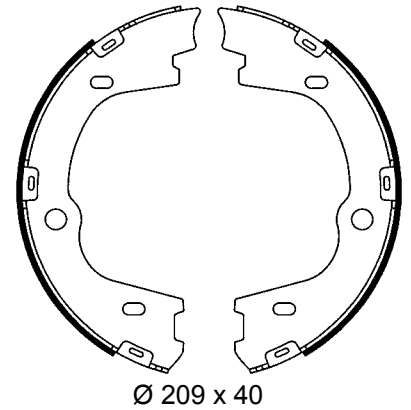
Ø 167 x 26

03.0137-3030.2 653030



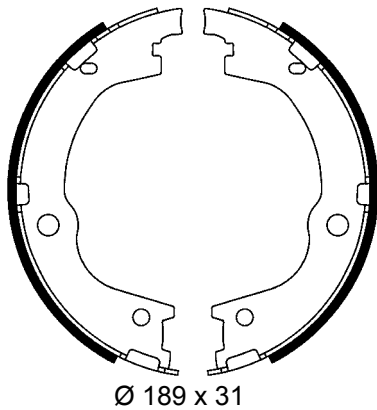
Ø 189 x 40

03.0137-3031.2 653031



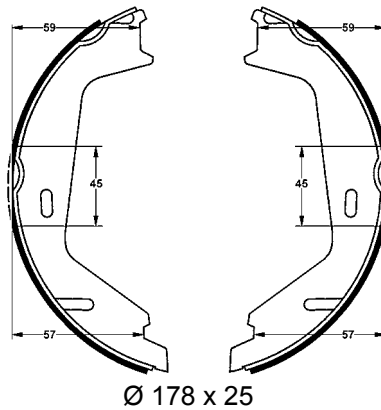
Ø 209 x 40

03.0137-3032.2 653032



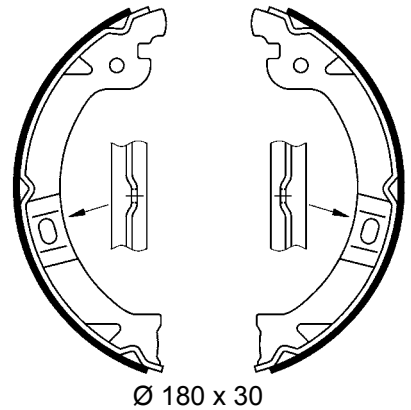
Ø 189 x 31

03.0137-3034.2 653034



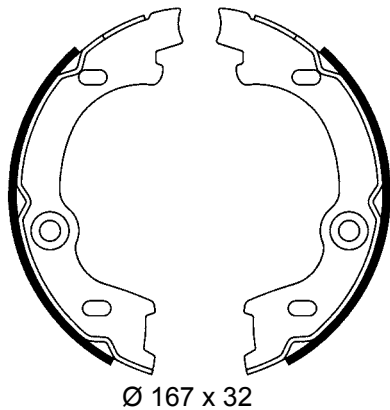
Ø 178 x 25

03.0137-3037.2 653037



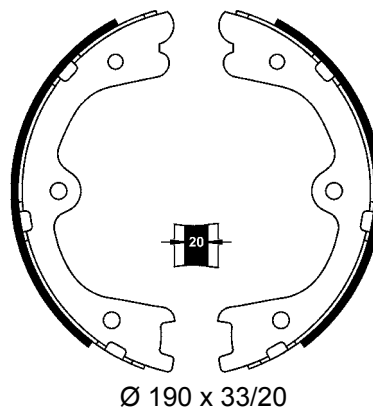
Ø 180 x 30

03.0137-3038.2 653038



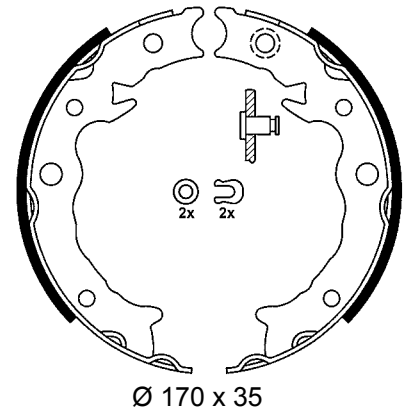
Ø 167 x 32

03.0137-3041.2 653041



Ø 190 x 33/20

03.0137-3045.2 653045

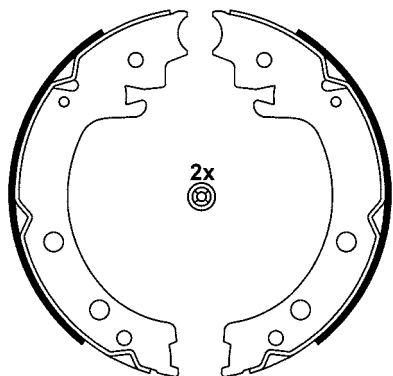


Ø 170 x 35

Abbildungen Trommelbremsbacken

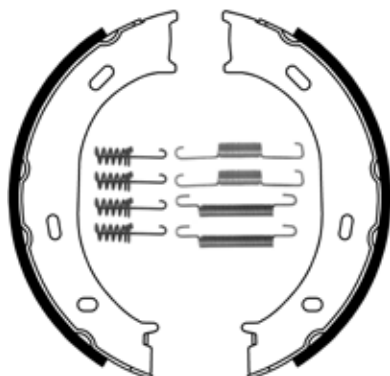
Illustrations drum brake shoes - Illustrazioni ganasce freno - Illustrations Mâchoires de frein à tambour - Ilustraciones zapatas freno de tambor

03.0137-3046.2 653046



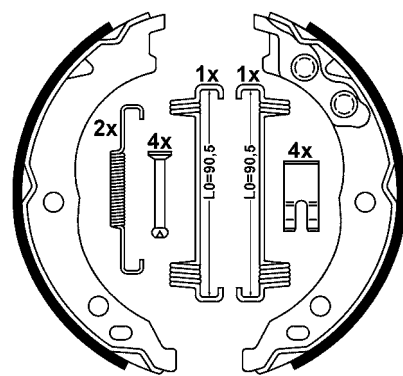
Ø 200 x 37

03.0137-4001.2 654001



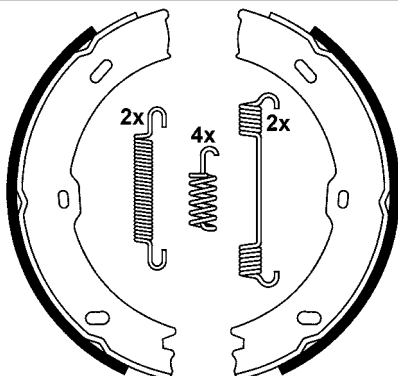
Ø 160 x 40

03.0137-4002.2 654002



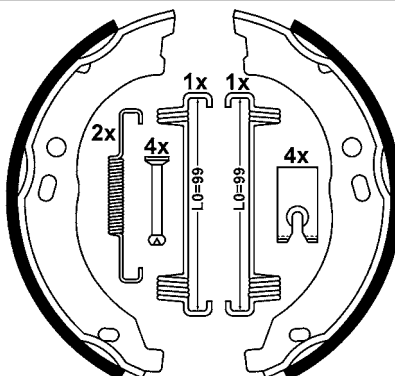
Ø 172 x 42

03.0137-4003.2 654003



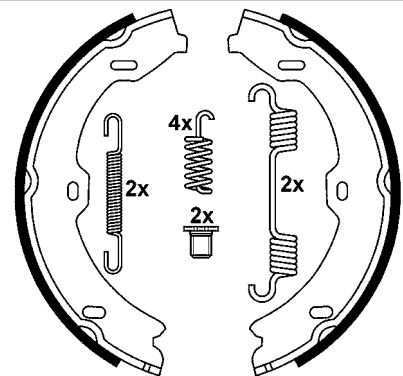
Ø 180 x 25

03.0137-4004.2 654004



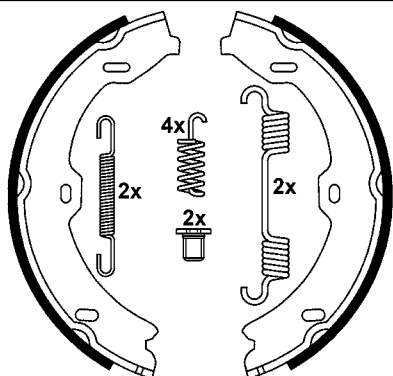
Ø 172 x 42

03.0137-4005.2 654005



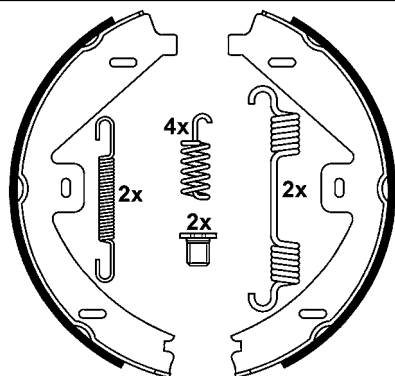
Ø 164 x 25

03.0137-4006.2 654006



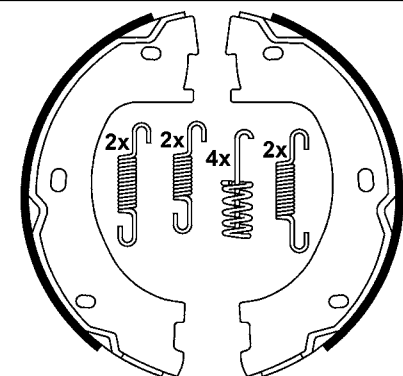
Ø 180 x 25

03.0137-4007.2 654007



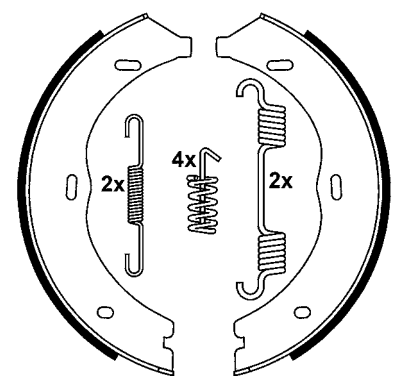
Ø 180 x 25

03.0137-4008.2 654008



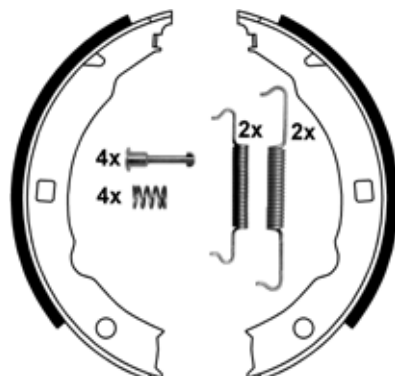
Ø 172 x 42

03.0137-4009.2 654009



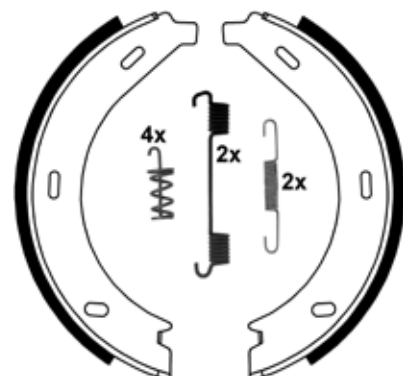
Ø 186 x 20

03.0137-4010.2 654010



Ø 180 x 30

03.0137-4011.2 654011

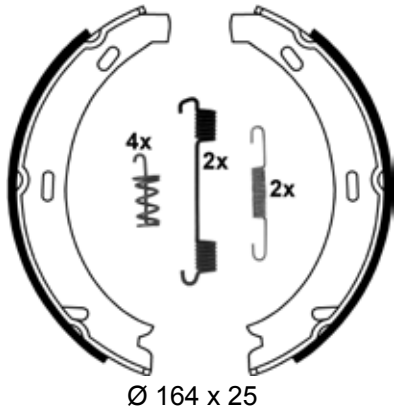


Ø 178 x 20

Abbildungen Trommelbremsbacken

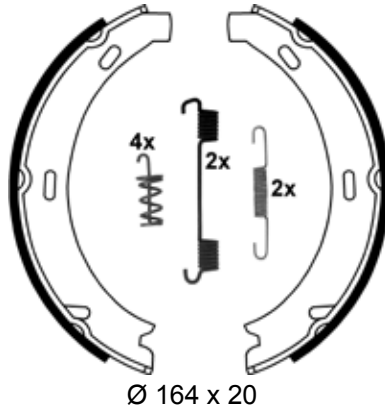
Illustrations drum brake shoes - Illustrazioni ganasce freno - Illustrations Mâchoires de frein à tambour - Ilustraciones zapatas freno de tambor

03.0137-4012.2 654012



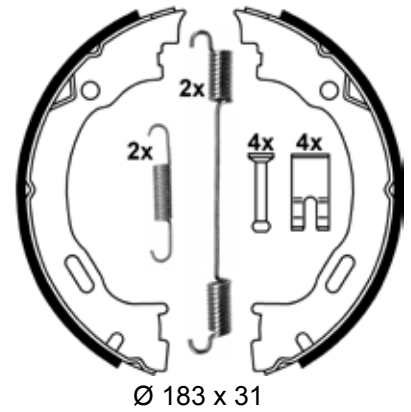
Ø 164 x 25

03.0137-4013.2 654013



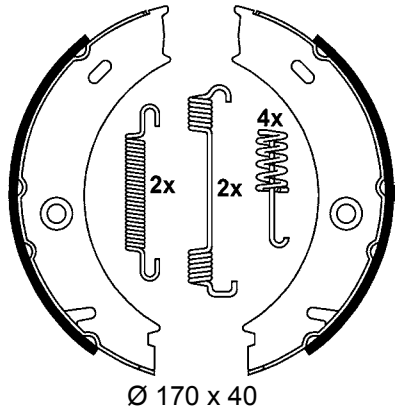
Ø 164 x 20

03.0137-4014.2 654014



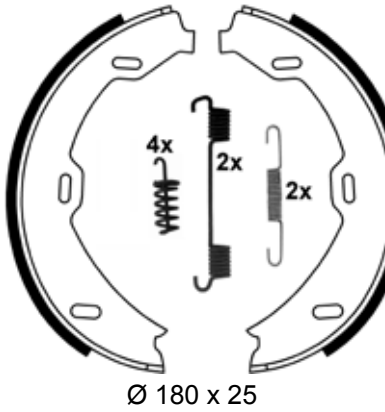
Ø 183 x 31

03.0137-4015.2 654015



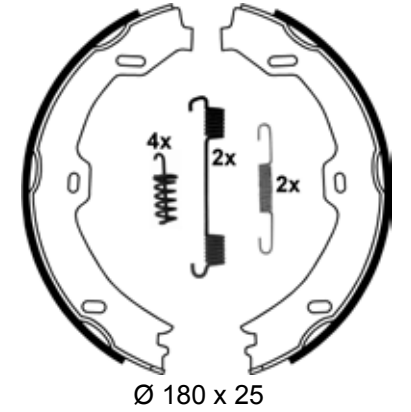
Ø 170 x 40

03.0137-4016.2 654016



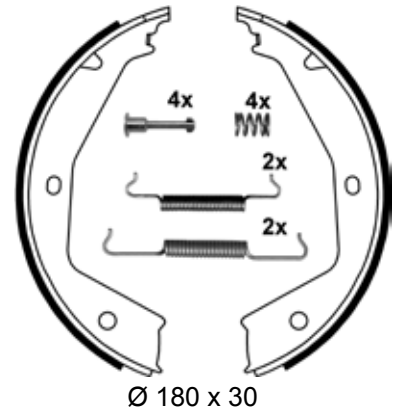
Ø 180 x 25

03.0137-4017.2 654017



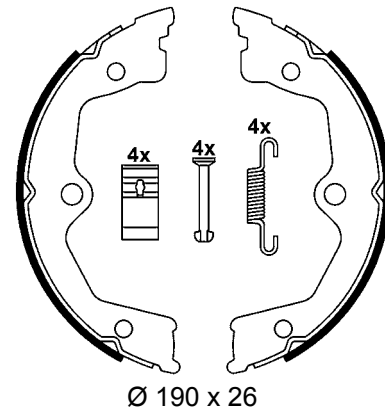
Ø 180 x 25

03.0137-4018.2 654018



Ø 180 x 30

03.0137-4019.2 654019



Ø 190 x 26



A large rectangular area containing 30 horizontal lines, intended for writing or drawing.

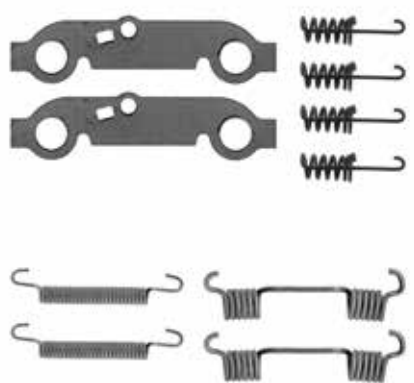












- ⓓ **Abbildungen Trommelbremsbacken Einbausätze**
- Ⓔᵀ **Illustration drum brake shoes installation kits**
- Ⓕᵀ **Illustrations Lots de montage pour mâchoires de frein à tambour**
- Ⓜᵀ **Illustrazioni kit installazione ganasce freno**
- Ⓔᵀ **Ilustraciones juegos de montaje zapatas freno de tambor**
- Ⓔᵀ **Afbeeldingen inbouwsets voor trommelremschoenen**
- Ⓕᵀ **Tegning monteringsæt for bremsebakker**
- Ⓔᵀ **Avbildningar trumbromsbackar monteringsatser**
- Ⓕᵀ **Ábrák - dobfékpofa-szerelőkészletek**
- Ⓕᵀ **Figuras Kits de instalação de calços de travões de tambor**
- Ⓕᵀ **Изображения монтажных комплектов барабанных колодок**
- Ⓕᵀ **Zobrazení vestavných sad čelistí bubnových brzd**
- Ⓕᵀ **Rysunki zestawów montażowych szczęk hamulca bębnowego**
- Ⓔᵀ **Εικόνες σετ τοποθέτησης σιαγόνων ταίπούρων φρένων**
- Ⓕᵀ **TBB montaj takımları resimleri**
- Ⓕᵀ **制动渐缴棍安祥组件图片(新)**
- Ⓕᵀ **図版 TBB組み瀧みキット**
- Ⓕᵀ **صور طواقم الترابيب لفكي المكبح الطبلي**

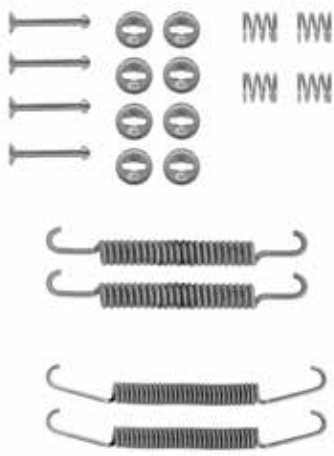


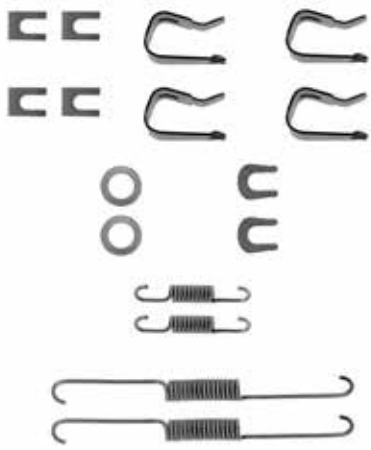


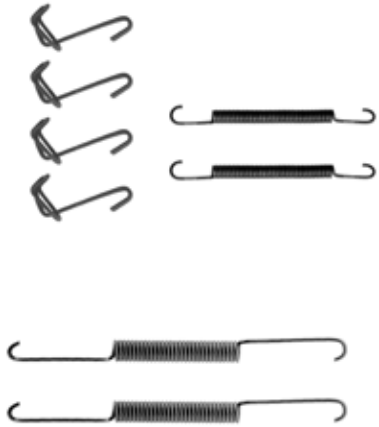


Abbildungen Bremsbacken-Zubehör

Illustrations brake shoe accessories - Illustrazioni accessori per ganasce freni - Illustrations Accessoires pour mâchoires de frein - Ilustraciones Accesorios para zapatas de freno

03.0137-9002.2 669002	03.0137-9005.2 669005	03.0137-9006.2 669006
		
03.0137-9008.2 669008	03.0137-9009.2 669009	03.0137-9013.2 669013
		
03.0137-9014.2 669014	03.0137-9015.2 669015	03.0137-9020.2 669020
		

Abbildungen Bremsbacken-Zubehör







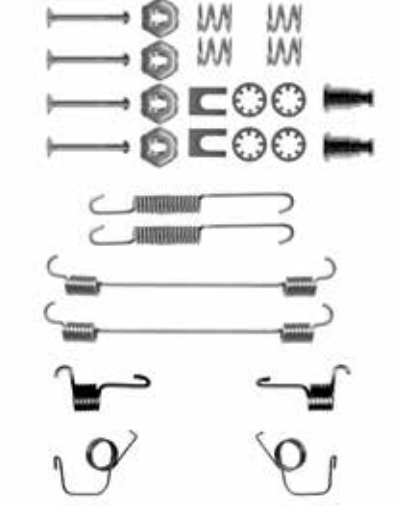


Illustrations brake shoe accessories - Illustrazioni accessori per ganasce freni - Illustrations Accessoires pour mâchoires de frein - Ilustraciones Accesorios para zapatas de freno

03.0137-9021.2 669021	03.0137-9024.2 669024	03.0137-9027.2 669027
		
03.0137-9028.2 669028	03.0137-9031.2 669031	03.0137-9032.2 669032
		
03.0137-9034.2 669034	03.0137-9035.2 669035	03.0137-9039.2 669039
		



Abbildungen Bremsbacken-Zubehör


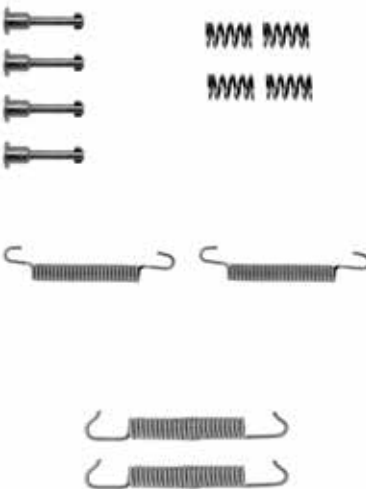

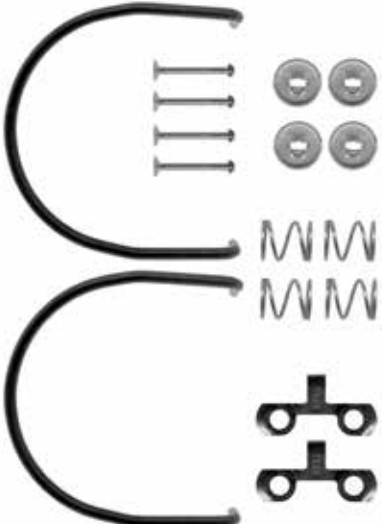


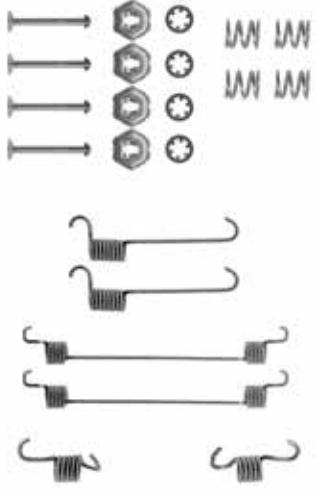
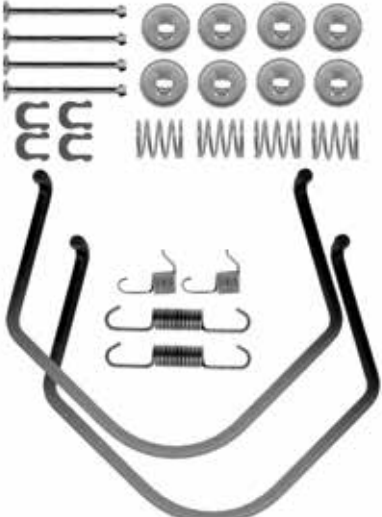

Illustrations brake shoe accessories - Illustrazioni accessori per ganasce freni - Illustrations Accessoires pour mâchoires de frein - Ilustraciones Accesorios para zapatas de freno

03.0137-9041.2 669041	03.0137-9043.2 669043	03.0137-9044.2 669044
		
03.0137-9046.2 669046	03.0137-9053.2 669053	03.0137-9054.2 669054
		
03.0137-9055.2 669055	03.0137-9056.2 669056	03.0137-9058.2 669058
		



Abbildungen Bremsbacken-Zubehör

Illustrations brake shoe accessories - Illustrazioni accessori per ganasce freni - Illustrations Accessoires pour mâchoires de frein - Ilustraciones Accesorios para zapatas de freno

03.0137-9060.2 669060	03.0137-9062.2 669062	03.0137-9065.2 669065
		
03.0137-9070.2 669070	03.0137-9076.2 669076	03.0137-9077.2 669077
		
03.0137-9079.2 669079	03.0137-9080.2 669080	03.0137-9081.2 669081
		






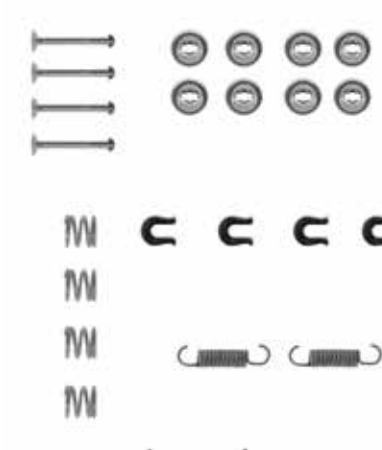

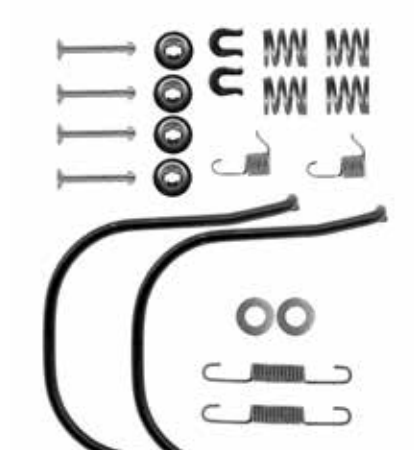



Abbildungen Bremsbacken-Zubehör

Illustrations brake shoe accessories - Illustrazioni accessori per ganasce freni - Illustrations Accessoires pour mâchoires de frein - Ilustraciones Accesorios para zapatas de freno

03.0137-9082.2 669082	03.0137-9085.2 669085	03.0137-9086.2 669086
03.0137-9088.2 669088	03.0137-9089.2 669089	03.0137-9091.2 669091
03.0137-9092.2 669092	03.0137-9096.2 669096	03.0137-9097.2 669097

Abbildungen Bremsbacken-Zubehör

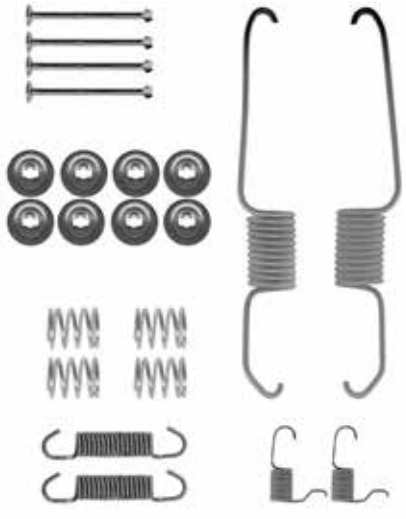
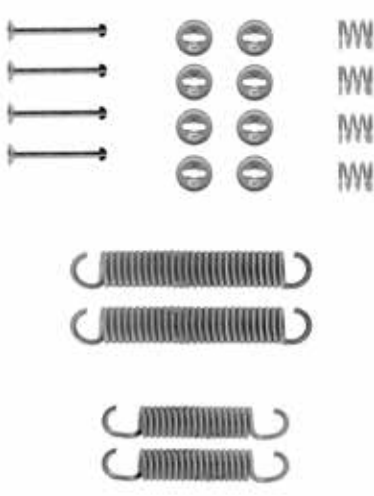





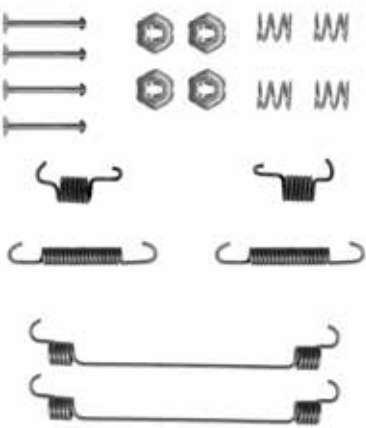

Illustrations brake shoe accessories - Illustrazioni accessori per ganasce freni - Illustrations Accessoires pour mâchoires de frein - Ilustraciones Accesorios para zapatas de freno

03.0137-9102.2 669102	03.0137-9103.2 669103	03.0137-9105.2 669105
		
03.0137-9107.2 669107	03.0137-9109.2 669109	03.0137-9111.2 669111
		
03.0137-9112.2 669112	03.0137-9113.2 669113	03.0137-9114.2 669114
		



Abbildungen Bremsbacken-Zubehör

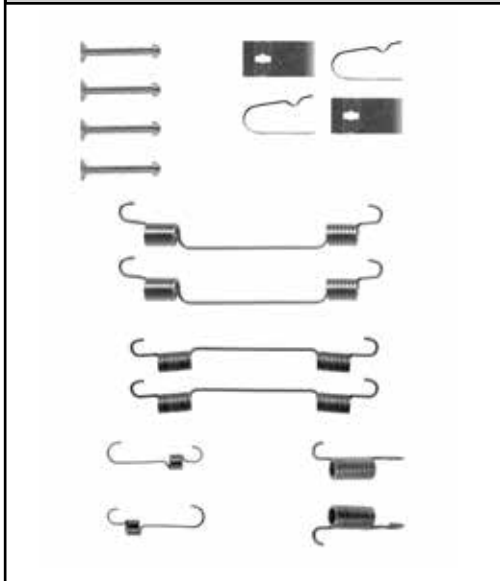
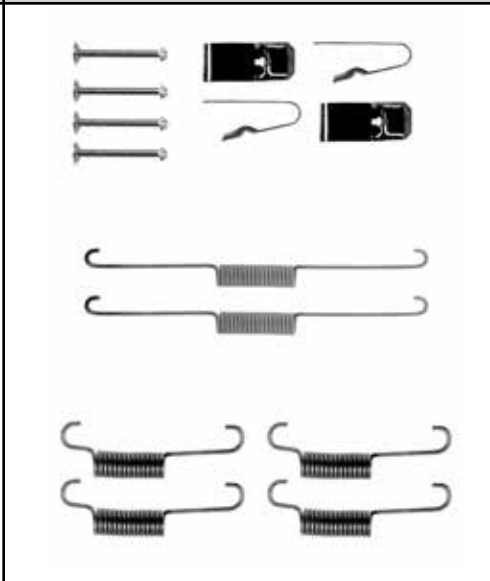
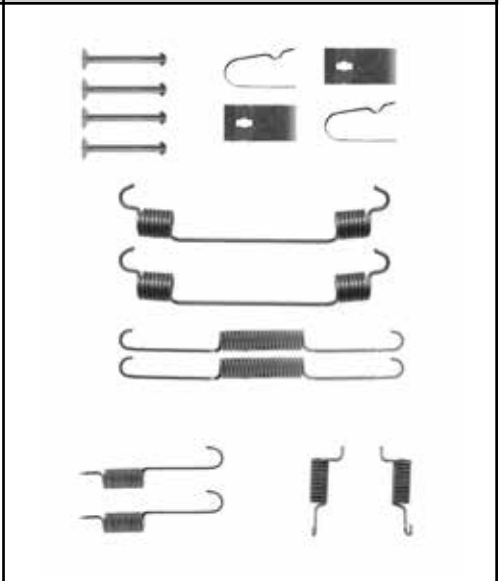
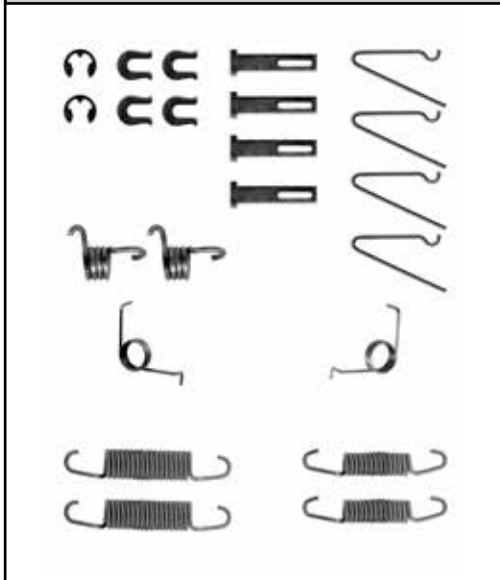




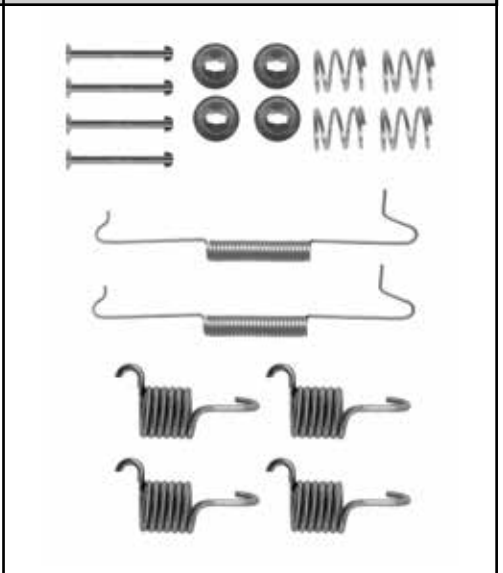
Illustrations brake shoe accessories - Illustrazioni accessori per ganasce freni - Illustrations Accessoires pour mâchoires de frein - Ilustraciones Accesorios para zapatas de freno

03.0137-9115.2 669115	03.0137-9117.2 669117	03.0137-9118.2 669118
		
03.0137-9120.2 669120	03.0137-9121.2 669121	03.0137-9122.2 669122
		
03.0137-9124.2 669124	03.0137-9125.2 669125	03.0137-9126.2 669126
		



Abbildungen Bremsbacken-Zubehör

Illustrations brake shoe accessories - Illustrazioni accessori per ganasce freni - Illustrations Accessoires pour mâchoires de frein - Ilustraciones Accesorios para zapatas de freno


03.0137-9127.2 669127	03.0137-9128.2 669128	03.0137-9131.2 669131
		
03.0137-9133.2 669133	03.0137-9145.2 669145	03.0137-9147.2 669147
		
03.0137-9148.2 669148	03.0137-9149.2 669149	03.0137-9151.2 669151
		




Abbildungen Bremsbacken-Zubehör

Illustrations brake shoe accessories - Illustrazioni accessori per ganasce freni - Illustrations Accessoires pour mâchoires de frein - Ilustraciones Accesorios para zapatas de freno


03.0137-9152.2 669152



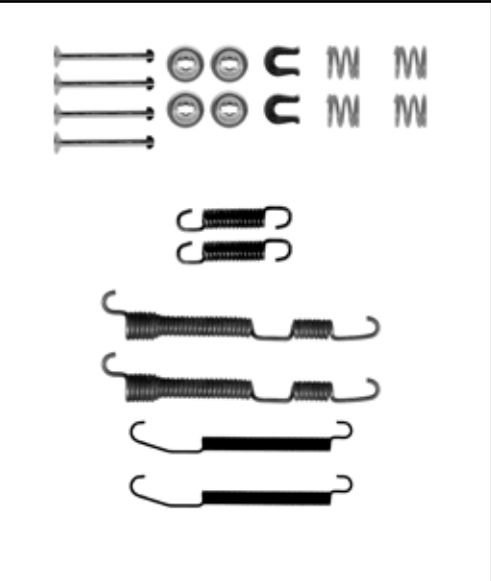
03.0137-9153.2 669153




03.0137-9154.2 669154




03.0137-9155.2 669155




03.0137-9156.2 669156




03.0137-9158.2 669158




03.0137-9159.2 669159



03.0137-9164.2 669164

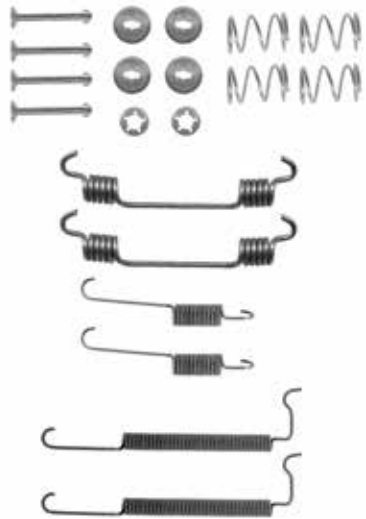
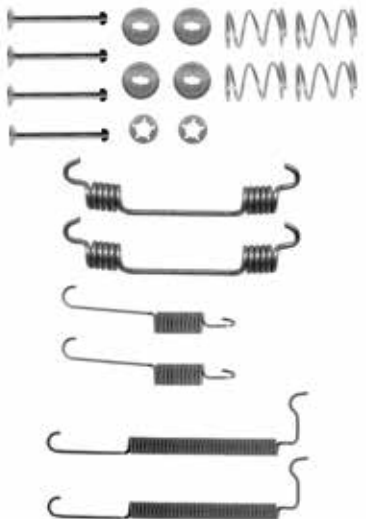


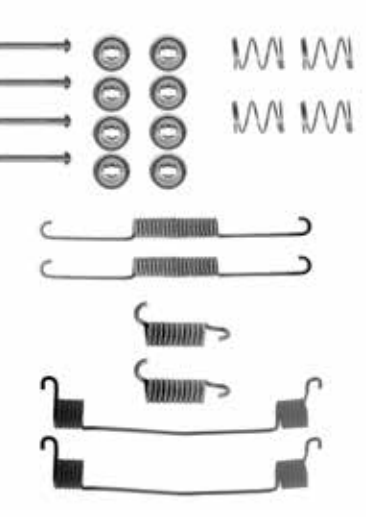
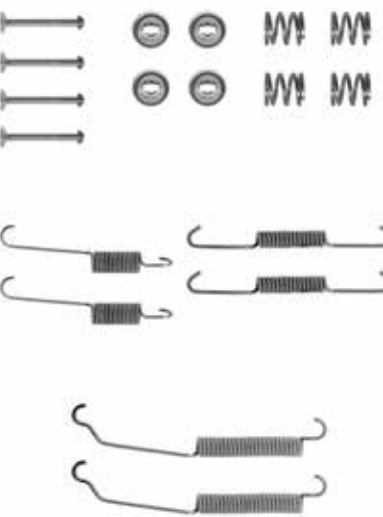





03.0137-9165.2 669165



Abbildungen Bremsbacken-Zubehör

Illustrations brake shoe accessories - Illustrazioni accessori per ganasce freni - Illustrations Accessoires pour mâchoires de frein - Ilustraciones Accesorios para zapatas de freno

03.0137-9166.2 669166	03.0137-9167.2 669167	03.0137-9168.2 669168
		
03.0137-9169.2 669169	03.0137-9173.2 669173	03.0137-9175.2 669175
		
03.0137-9176.2 669176	03.0137-9177.2 669177	03.0137-9178.2 669178
		






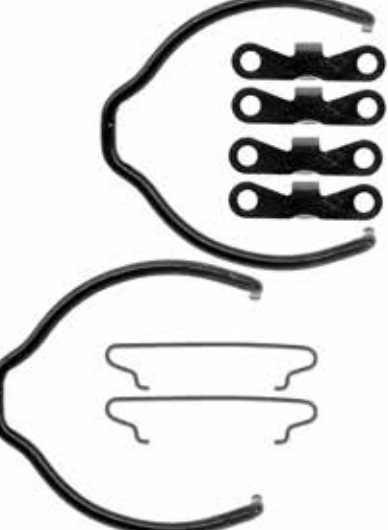



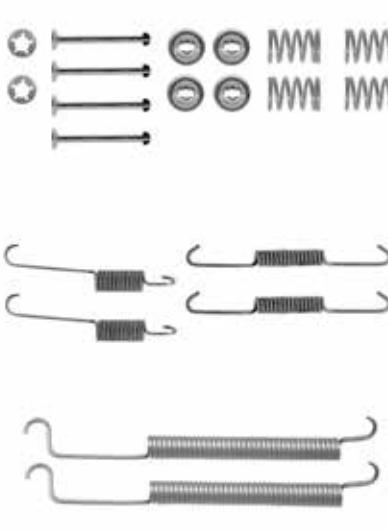

Abbildungen Bremsbacken-Zubehör

Illustrations brake shoe accessories - Illustrazioni accessori per ganasce freni - Illustrations Accessoires pour mâchoires de frein - Ilustraciones Accesorios para zapatas de freno

03.0137-9179.2 669179	03.0137-9180.2 669180	03.0137-9181.2 669181
03.0137-9182.2 669182	03.0137-9184.2 669184	03.0137-9186.2 669186
03.0137-9188.2 669188	03.0137-9190.2 669190	03.0137-9192.2 669192

Abbildungen Bremsbacken-Zubehör


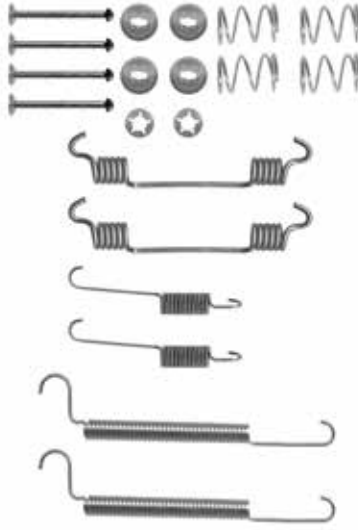
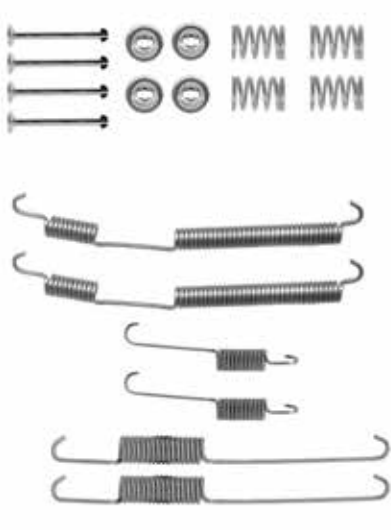
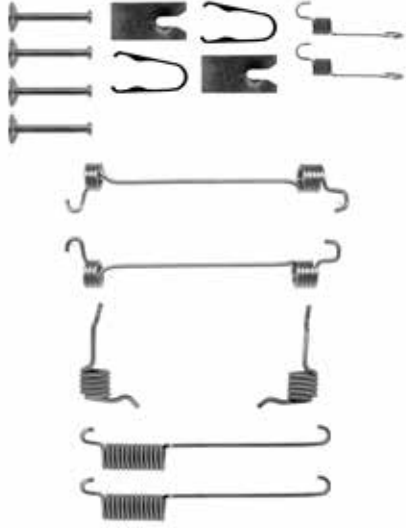



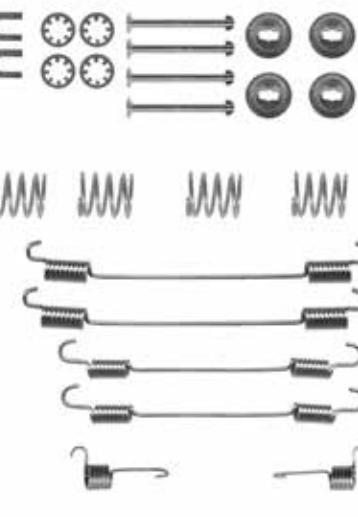

Illustrations brake shoe accessories - Illustrazioni accessori per ganasce freni - Illustrations Accessoires pour mâchoires de frein - Ilustraciones Accesorios para zapatas de freno

03.0137-9193.2 669193	03.0137-9194.2 669194	03.0137-9195.2 669195
		
03.0137-9199.2 669199	03.0137-9200.2 669200	03.0137-9203.2 669203
		
03.0137-9205.2 669205	03.0137-9206.2 669206	03.0137-9208.2 669208
		



Abbildungen Bremsbacken-Zubehör

Illustrations brake shoe accessories - Illustrazioni accessori per ganasce freni - Illustrations Accessoires pour mâchoires de frein - Ilustraciones Accesorios para zapatas de freno

03.0137-9211.2 669211	03.0137-9215.2 669215	03.0137-9216.2 669216
		
03.0137-9217.2 669217	03.0137-9219.2 669219	03.0137-9220.2 669220
		
03.0137-9221.2 669221	03.0137-9228.2 669228	03.0137-9229.2 669229
		

Abbildungen Bremsbacken-Zubehör


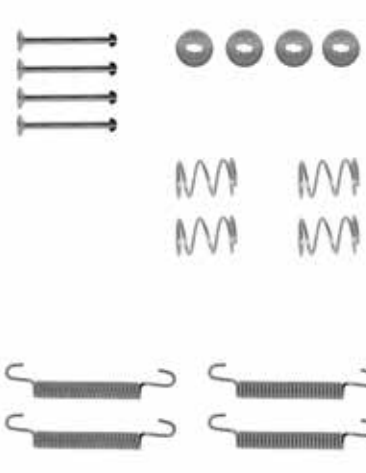
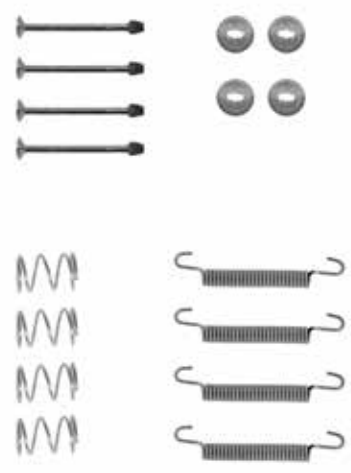

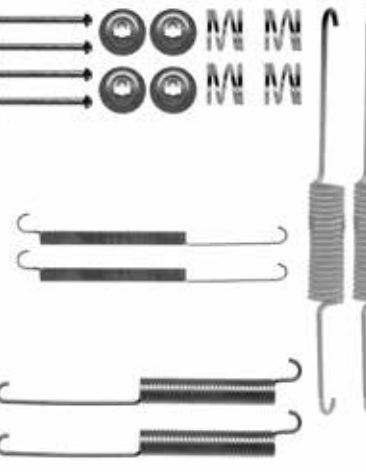

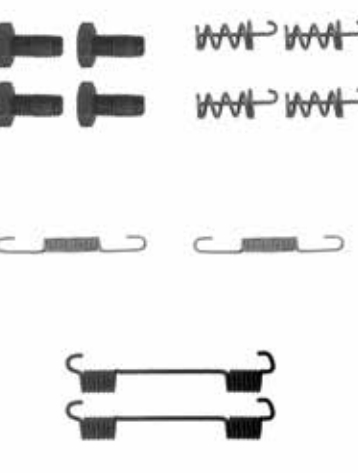


Illustrations brake shoe accessories - Illustrazioni accessori per ganasce freni - Illustrations Accessoires pour mâchoires de frein - Ilustraciones Accesorios para zapatas de freno

03.0137-9230.2 669230	03.0137-9232.2 669232	03.0137-9233.2 669233
03.0137-9234.2 669234	03.0137-9235.2 669235	03.0137-9236.2 669236
03.0137-9237.2 669237	03.0137-9239.2 669239	03.0137-9240.2 669240






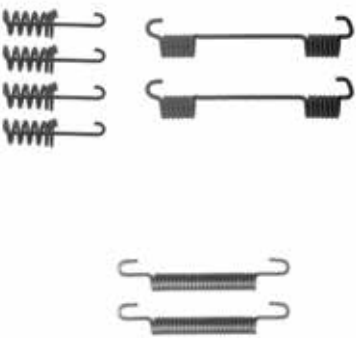
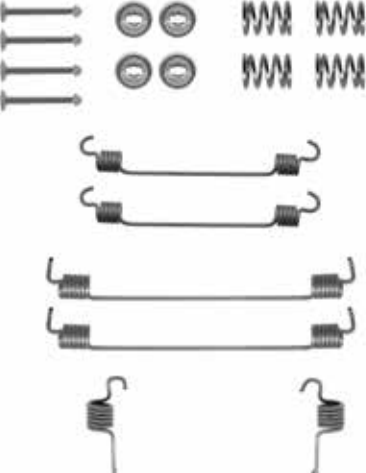

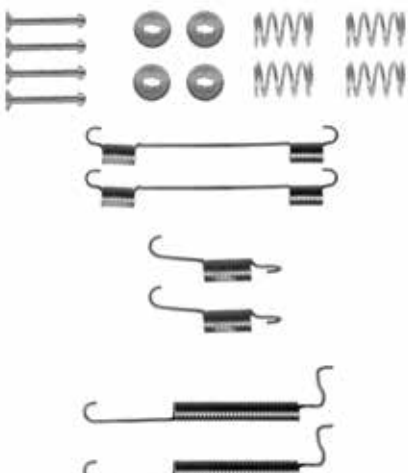
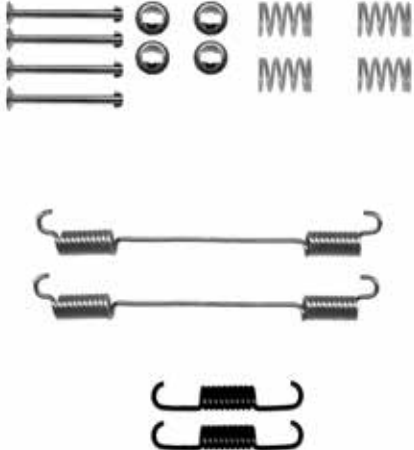

Abbildungen Bremsbacken-Zubehör

Illustrations brake shoe accessories - Illustrazioni accessori per ganasce freni - Illustrations Accessoires pour mâchoires de frein - Ilustraciones Accesorios para zapatas de freno

03.0137-9241.2 669241	03.0137-9242.2 669242	03.0137-9243.2 669243
		
03.0137-9244.2 669244	03.0137-9245.2 669245	03.0137-9247.2 669247
		
03.0137-9248.2 669248	03.0137-9249.2 669249	03.0137-9251.2 669251
		

Abbildungen Bremsbacken-Zubehör

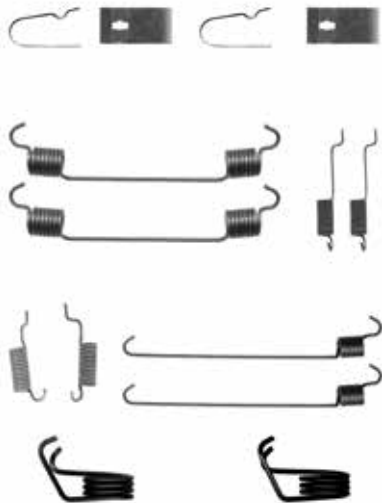
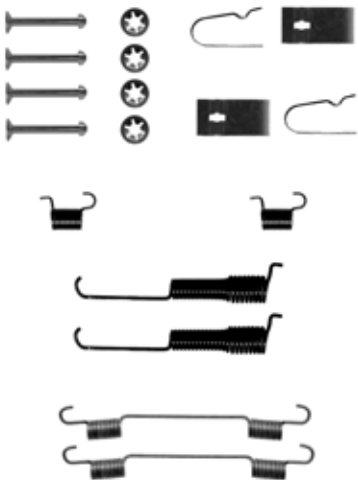

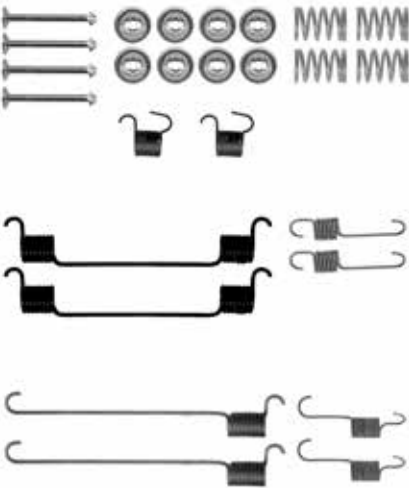

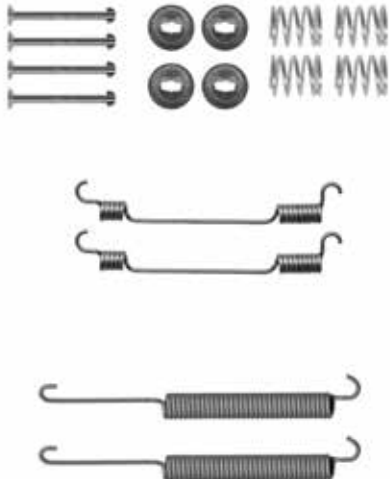
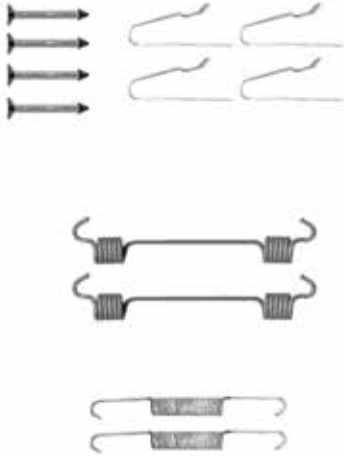


Illustrations brake shoe accessories - Illustrazioni accessori per ganasce freni - Illustrations Accessoires pour mâchoires de frein - Ilustraciones Accesorios para zapatas de freno

03.0137-9252.2 669252	03.0137-9253.2 669253	03.0137-9255.2 669255
		
03.0137-9256.2 669256	03.0137-9257.2 669257	03.0137-9259.2 669259
		
03.0137-9260.2 669260	03.0137-9261.2 669261	03.0137-9262.2 669262
		





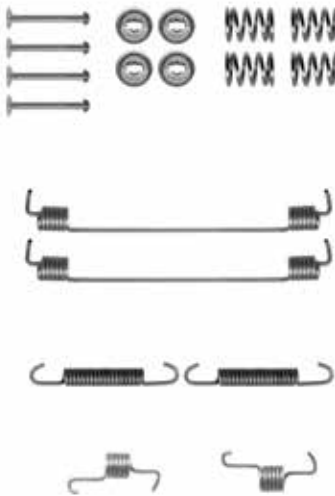



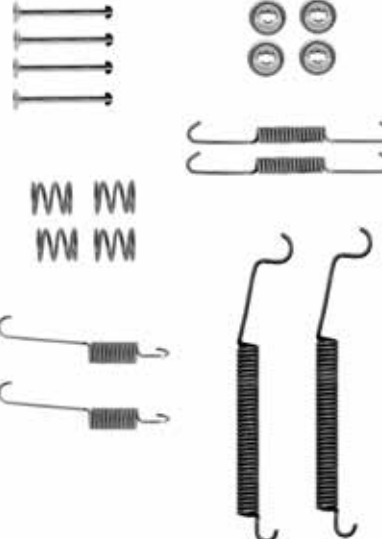


Abbildungen Bremsbacken-Zubehör

Illustrations brake shoe accessories - Illustrazioni accessori per ganasce freni - Illustrations Accessoires pour mâchoires de frein - Ilustraciones Accesorios para zapatas de freno

03.0137-9263.2 669263	03.0137-9264.2 669264	03.0137-9265.2 669265
		
03.0137-9266.2 669266	03.0137-9267.2 669267	03.0137-9268.2 669268
		
03.0137-9269.2 669269	03.0137-9270.2 669270	03.0137-9271.2 669271
		

Abbildungen Bremsbacken-Zubehör

Illustrations brake shoe accessories - Illustrazioni accessori per ganasce freni - Illustrations Accessoires pour mâchoires de frein - Ilustraciones Accesorios para zapatas de freno

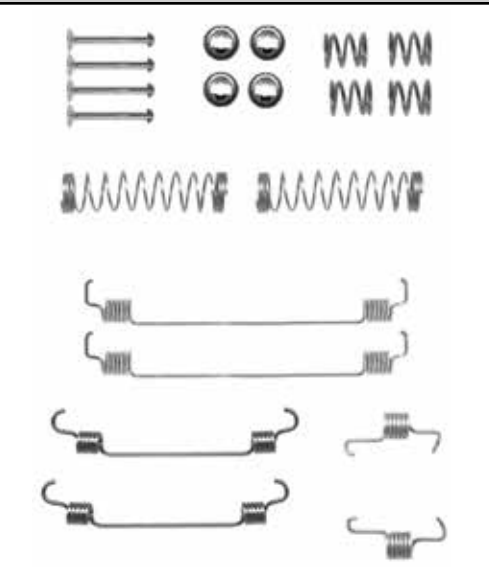
03.0137-9272.2 669272	03.0137-9273.2 669273	03.0137-9274.2 669274
		
03.0137-9275.2 669275	03.0137-9276.2 669276	03.0137-9277.2 669277
		
03.0137-9278.2 669278	03.0137-9279.2 669279	03.0137-9280.2 669280
		



Abbildungen Bremsbacken-Zubehör

Illustrations brake shoe accessories - Illustrazioni accessori per ganasce freni - Illustrations Accessoires pour mâchoires de frein - Ilustraciones Accesorios para zapatas de freno


03.0137-9281.2 669281




03.0137-9282.2 669282




03.0137-9283.2 669283



03.0137-9284.2 669284



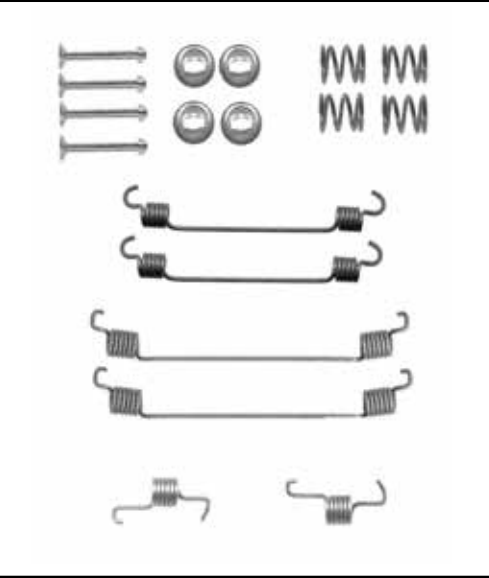
03.0137-9285.2 669285




03.0137-9286.2 669286




03.0137-9287.2 669287



03.0137-9288.2 669288












03.0137-9289.2 669289



Abbildungen Bremsbacken-Zubehör

Illustrations brake shoe accessories - Illustrazioni accessori per ganasce freni - Illustrations Accessoires pour mâchoires de frein - Ilustraciones Accesorios para zapatas de freno


03.0137-9290.2 669290	03.0137-9291.2 669291	03.0137-9292.2 669292
		
03.0137-9293.2 669293	03.0137-9294.2 669294	03.0137-9296.2 669296
		
03.0137-9297.2 669297	03.0137-9300.2 669300	03.0137-9301.2 669301
		



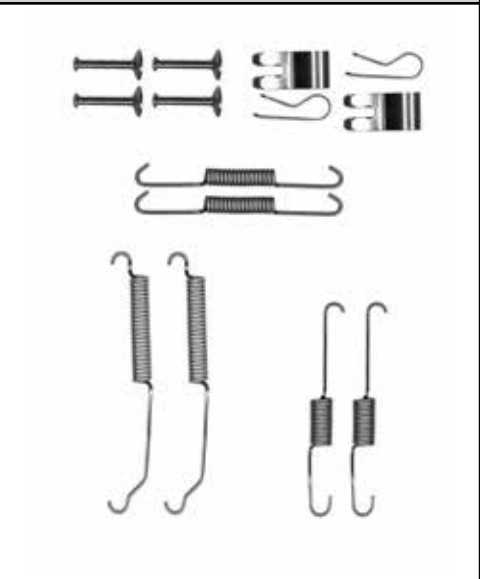
Abbildungen Bremsbacken-Zubehör

Illustrations brake shoe accessories - Illustrazioni accessori per ganasce freni - Illustrations Accessoires pour mâchoires de frein - Ilustraciones Accesorios para zapatas de freno


03.0137-9303.2 669303




03.0137-9304.2 669304




03.0137-9306.2 669306



03.0137-9307.2 669307




03.0137-9307.2 669307




03.0137-9308.2 669308



03.0137-9309.2 669309



03.0137-9310.2 669310



03.0137-9312.2 669312



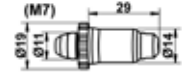
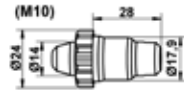
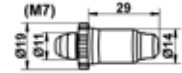
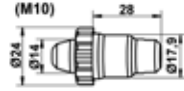

Abbildungen Bremsbacken-Zubehör

Illustrations brake shoe accessories - Illustrazioni accessori per ganasce freni - Illustrations Accessoires pour mâchoires de frein - Ilustraciones Accesorios para zapatas de freno

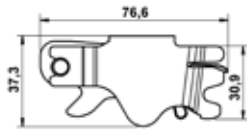
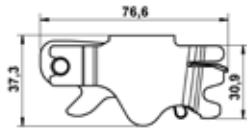
03.0137-9314.2 669314

03.0137-9700.2 669700

03.0137-9701.2 669701



03.0137-9702.2 669702





A large rectangular area containing 30 horizontal lines, intended for writing or drawing.



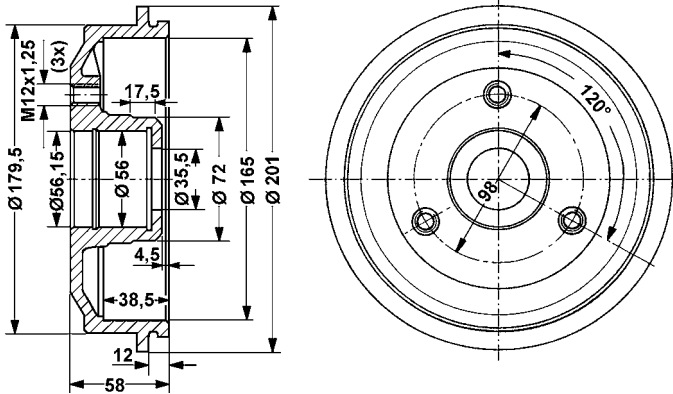


- Ⓓ Abbildungen Bremstrommeln
- Ⓔ Illustrations brake drums
- Ⓕ Illustrations Tambours de frein
- Ⓖ Illustrazioni tamburi freno
- Ⓔ Ilustraciones tambores
- Ⓗ Afbeeldingen remtrommels
- Ⓓ Tegning bromsetromler
- Ⓔ Avbildningar bromstrummor
- Ⓗ Ábrák - fékdobok
- Ⓓ Figuras Tambores do travão
- Ⓔ Рисунки тормозных барабанов
- Ⓒ Zobrazení brzdových bubnů
- Ⓓ Rysunki bębnow hamulcowych
- Ⓔ Εικόνες τυμπάνων πέδησης
- Ⓓ Fren kampanasi resimleri
- Ⓔ 制动盘图片
- Ⓓ 図版 ブレーキドラム
- Ⓓ صورطبات المكبح

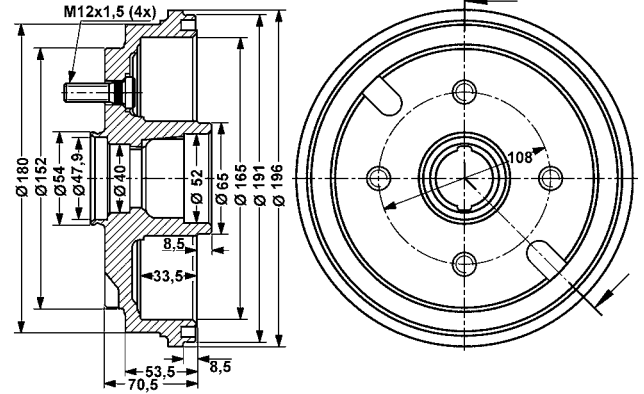
Abbildungen Bremstrommeln

Illustrations brake drums - Illustrazioni tamburi freno - Illustrations Tambours de frein - Ilustraciones tambores de freno

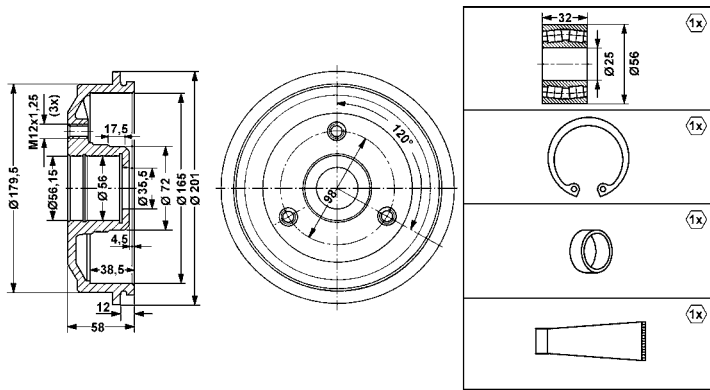
24.0216-5001.1 480001 Ø 165/166 x 38,5



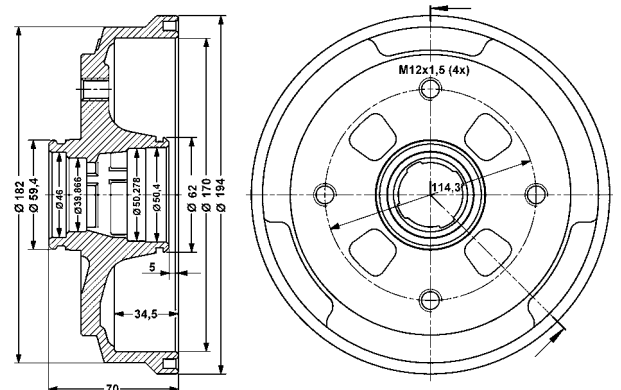
24.0216-5004.2 480183 Ø 165/166 x 33,5



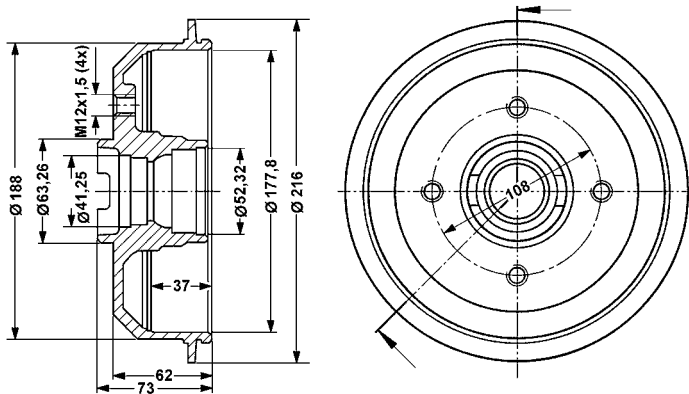
24.0216-5701.2 480212 Ø 165/166 x 38,5



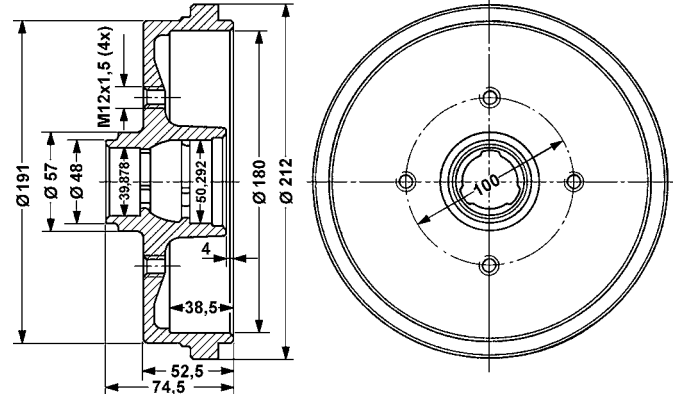
24.0217-0001.1 480198 Ø 170/171,5 x 34,5



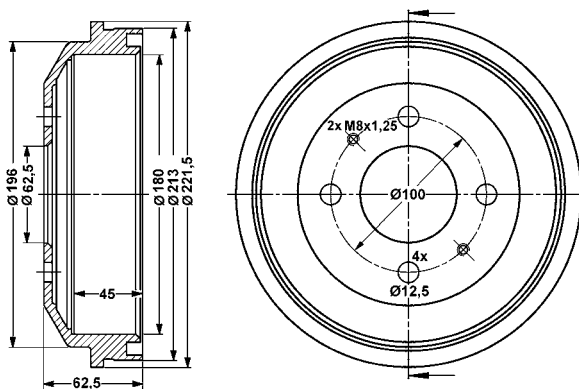
24.0217-8001.1 480002 Ø 178/179 x 36



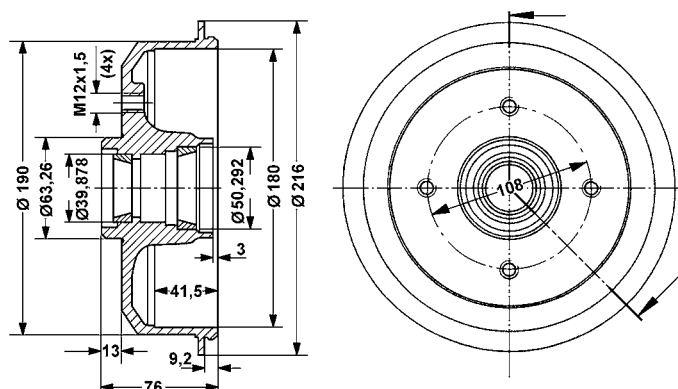
24.0218-0007.1 480003 Ø 180/181 x 38,5



24.0218-0008.1 480313 Ø 180/182 x 45



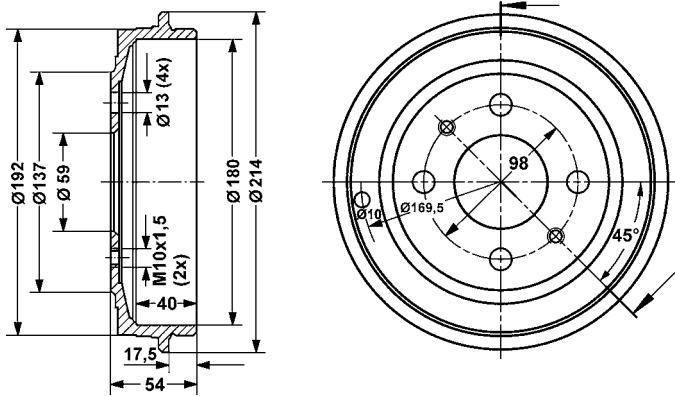
24.0218-0010.2 480005 Ø 180/181,3 x 41,5



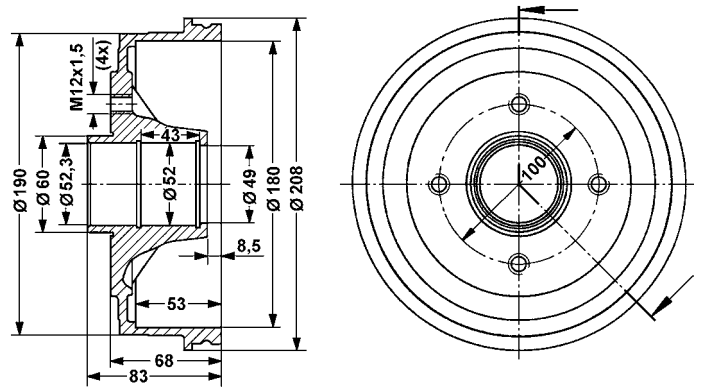
Abbildungen Bremstrommeln

Illustrations brake drums - Illustrazioni tamburi freno - Illustrations Tambours de frein -
 Ilustraciones tambores de freno

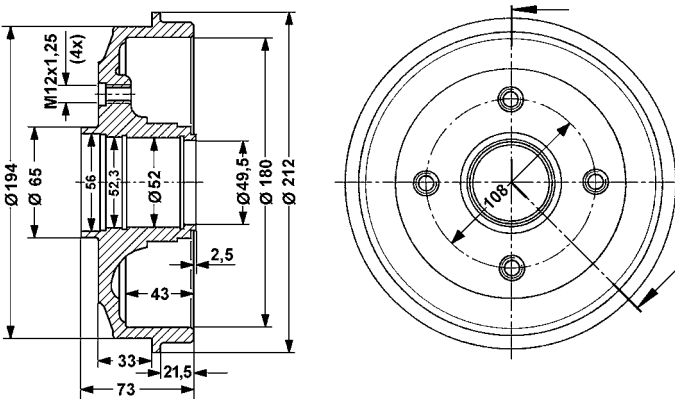
24.0218-0011.1 480006 \varnothing 180/181,4 x 37



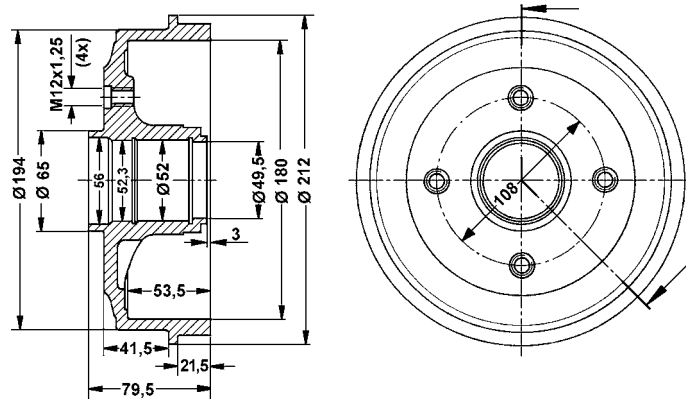
24.0218-0013.1 480008 \varnothing 180/181,3 x 53



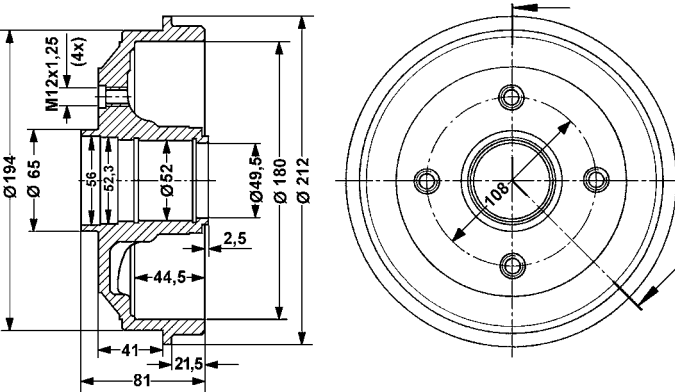
24.0218-0014.1 480009 \varnothing 180/181 x 43



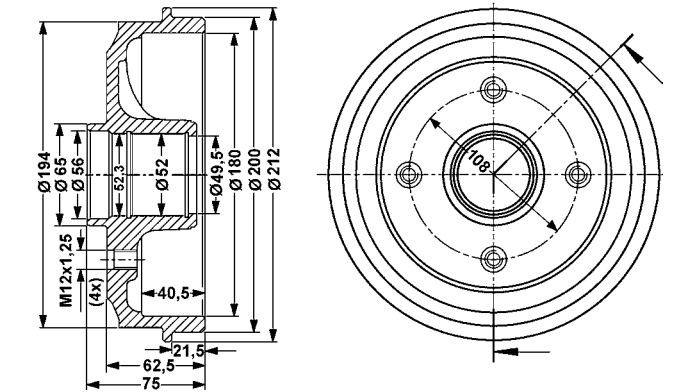
24.0218-0015.1 480010 \varnothing 180/181 x 53,5



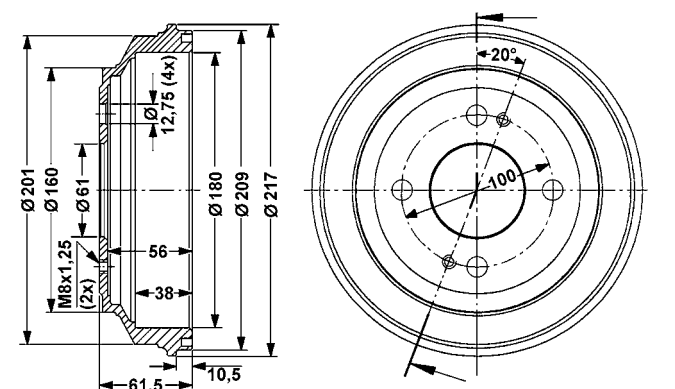
24.0218-0016.1 480011 \varnothing 180/181 x 44,5



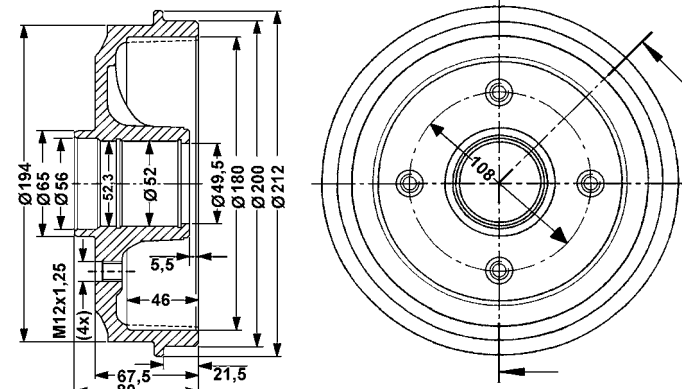
24.0218-0017.1 480060 \varnothing 180/181 x 40,5



24.0218-0018.1 480063 \varnothing 180/181 x 38



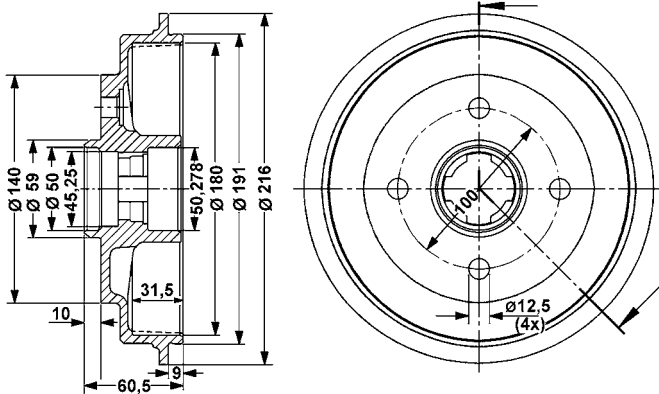
24.0218-0020.1 480074 \varnothing 180/181 x 46



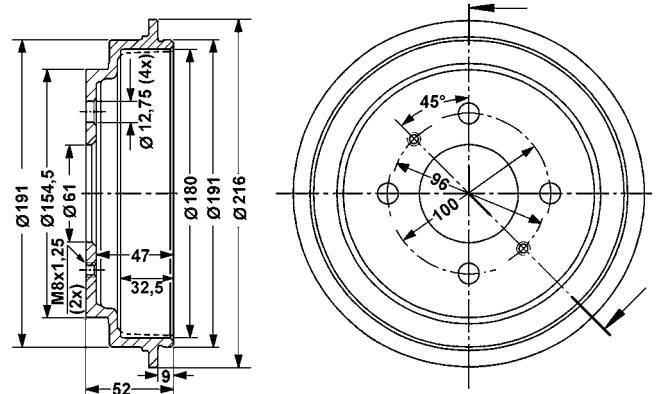
Abbildungen Bremstrommeln

Illustrations brake drums - Illustrazioni tamburi freno - Illustrations Tambours de frein - Ilustraciones tambores de freno

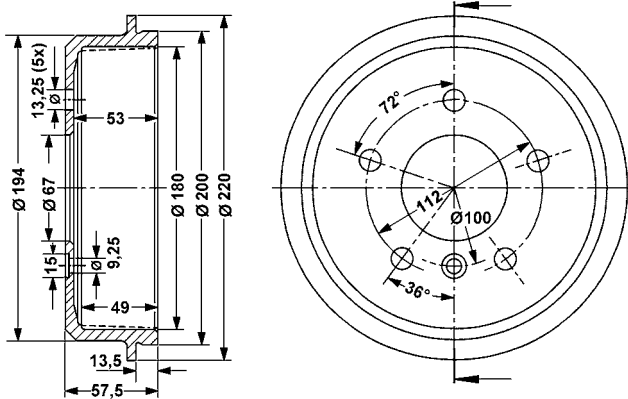
24.0218-0021.1 480067 Ø 180/181 x 31,5



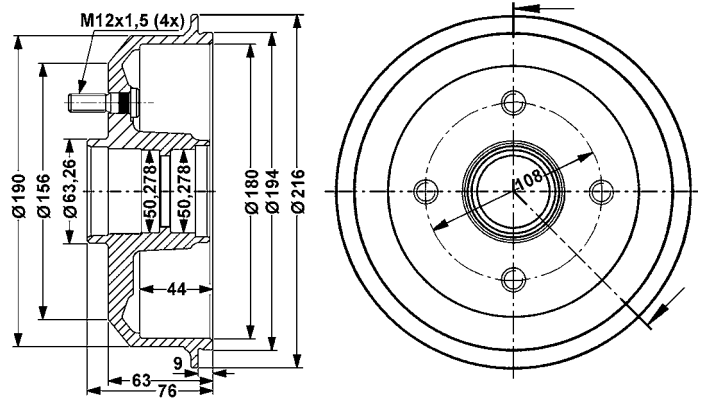
24.0218-0022.1 480076 Ø 180/181 x 32,5



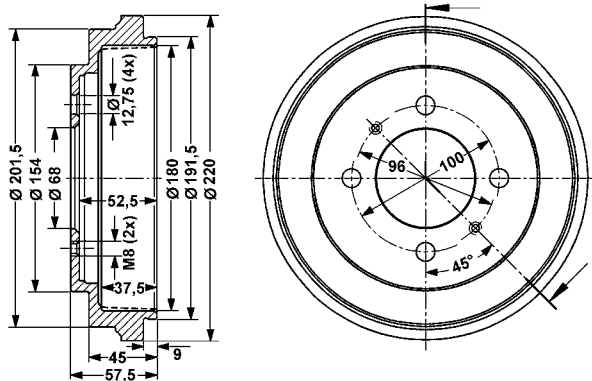
24.0218-0023.1 480077 Ø 180/181,2 x 49



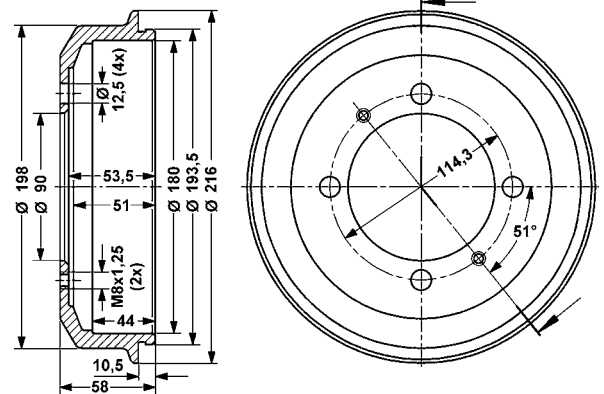
24.0218-0024.2 480079 Ø 180/181 x 44



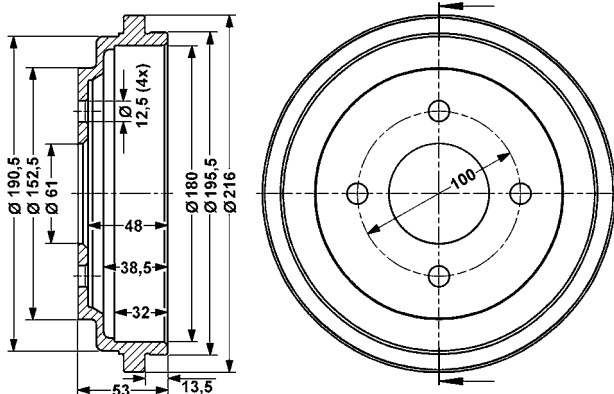
24.0218-0025.1 480082 Ø 180/181 x 37,5



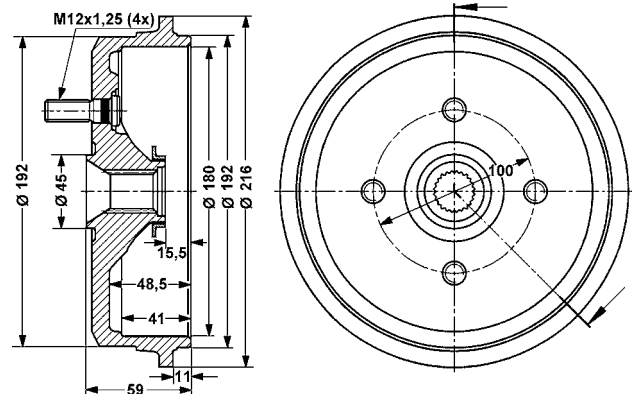
24.0218-0027.1 480099 Ø 180/182 x 44



24.0218-0028.1 480100 Ø 180/181 x 32



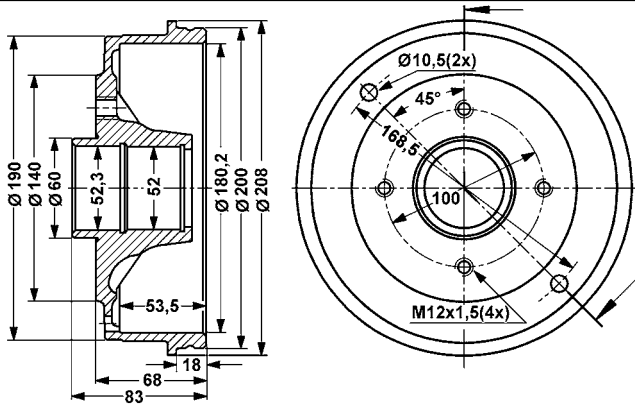
24.0218-0029.2 480101 Ø 180/181 x 41



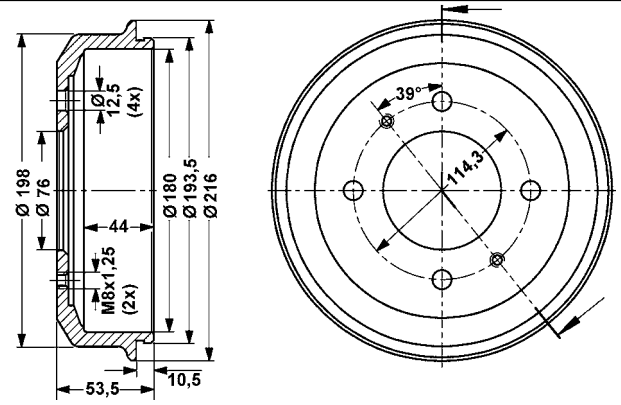
Abbildungen Bremstrommeln

Illustrations brake drums - Illustrazioni tamburi freno - Illustrations Tambours de frein - Ilustraciones tambores de freno

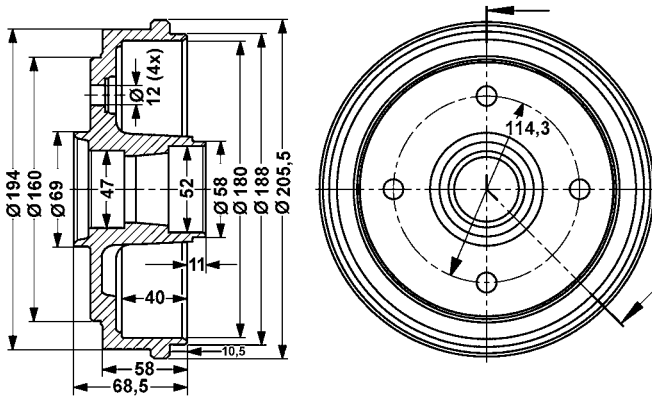
24.0218-0032.1 480118 Ø 180/181 x 53,5



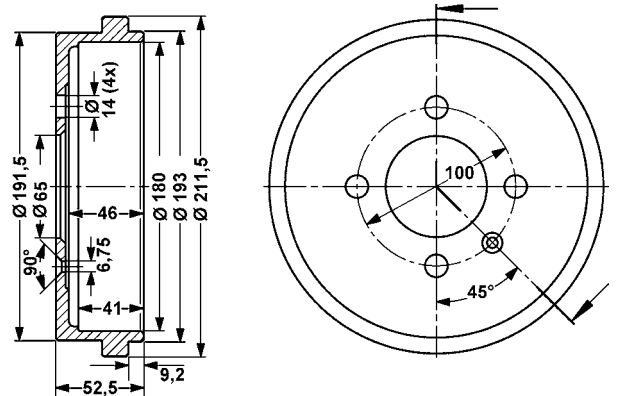
24.0218-0034.1 480129 Ø 180/182 x 44



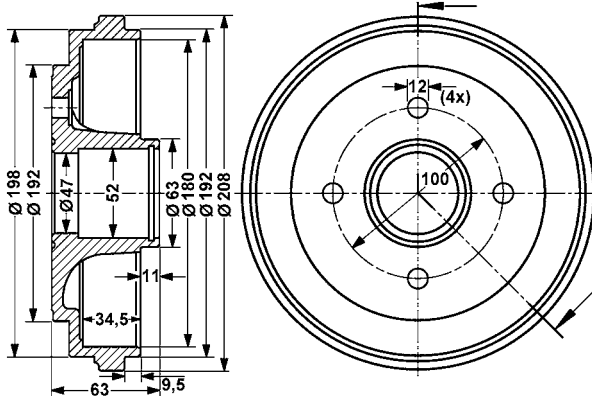
24.0218-0035.1 480146 Ø 180/182 x 40



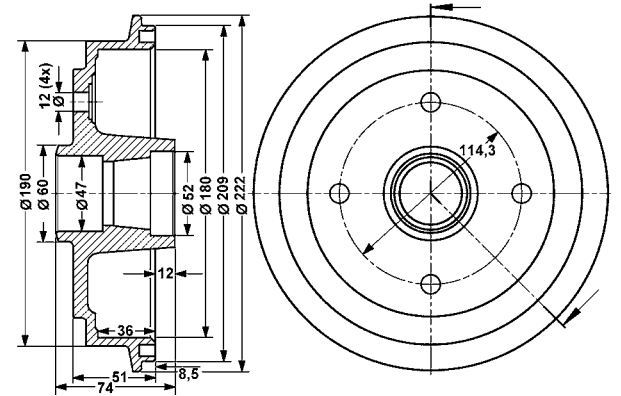
24.0218-0036.1 480147 Ø 180/181,5 x 41



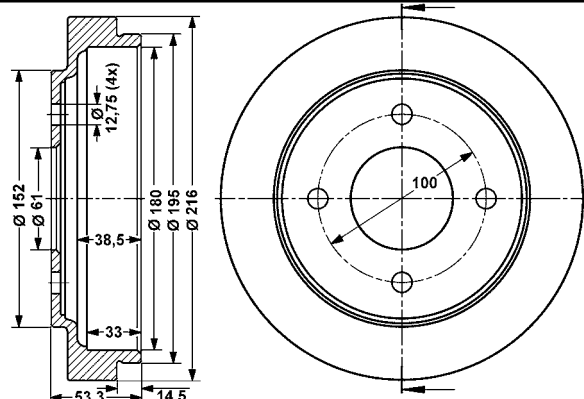
24.0218-0039.1 480160 Ø 180/182 x 34,5



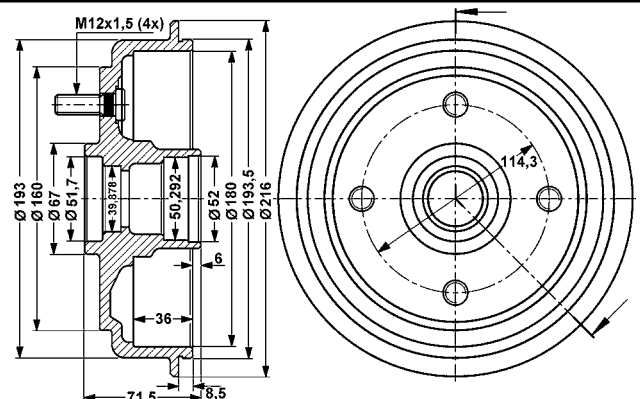
24.0218-0042.1 480164 Ø 180/182 x 36



24.0218-0043.1 480165 Ø 180/181 x 38,5



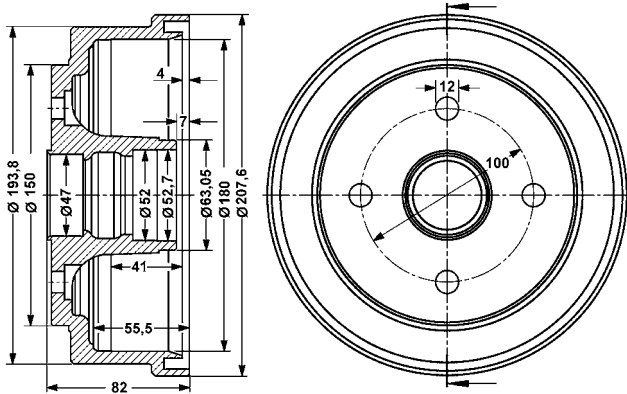
24.0218-0044.2 480174 Ø 180/182 x 36



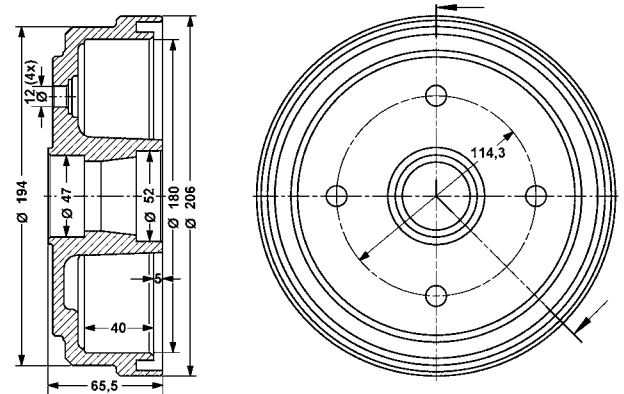
Abbildungen Bremstrommeln

Illustrations brake drums - Illustrazioni tamburi freno - Illustrations Tambours de frein - Ilustraciones tambores de freno

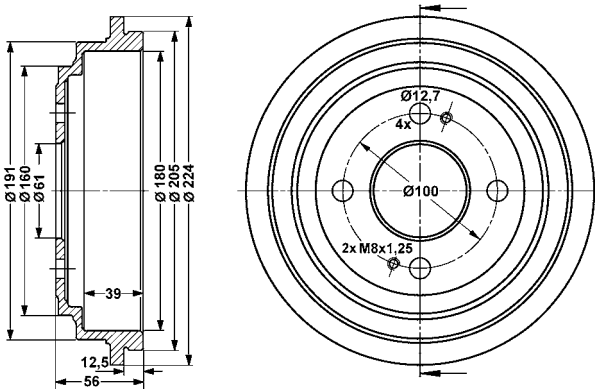
24.0218-0046.1 480184 Ø 180/182 x 41



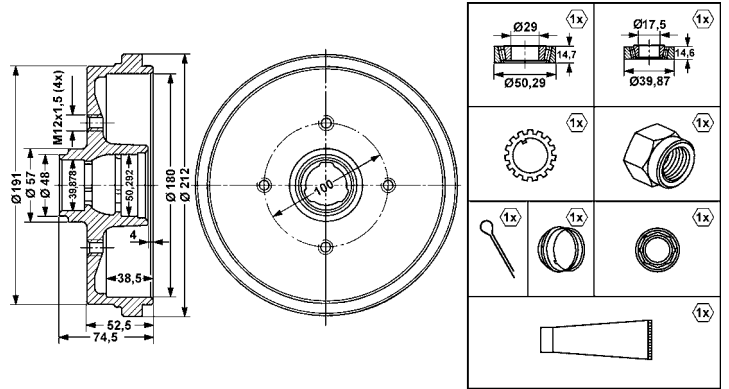
24.0218-0047.1 480194 Ø 180/182 x 40



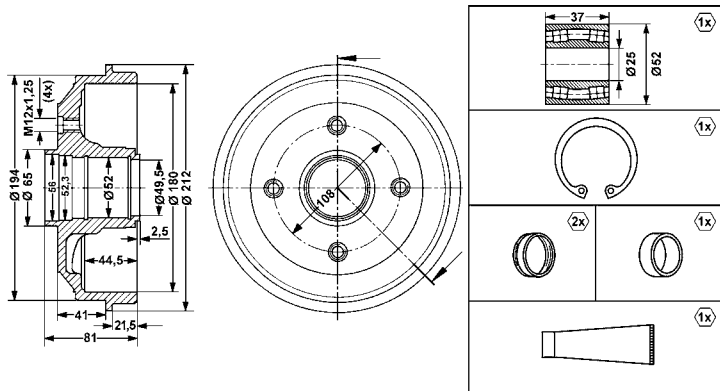
24.0218-0048.1 480314 Ø 180/181 x 39



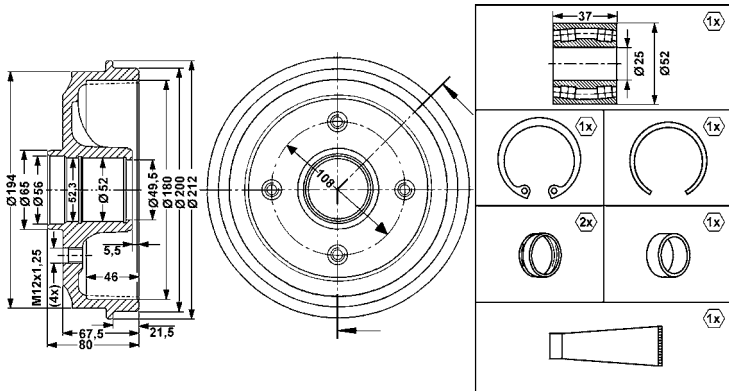
24.0218-0707.2 480211 Ø 180/181 x 38,5



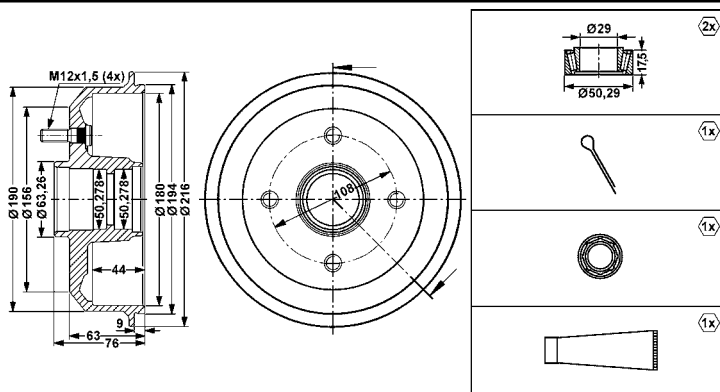
24.0218-0716.2 480203 Ø 180/181 x 44,5



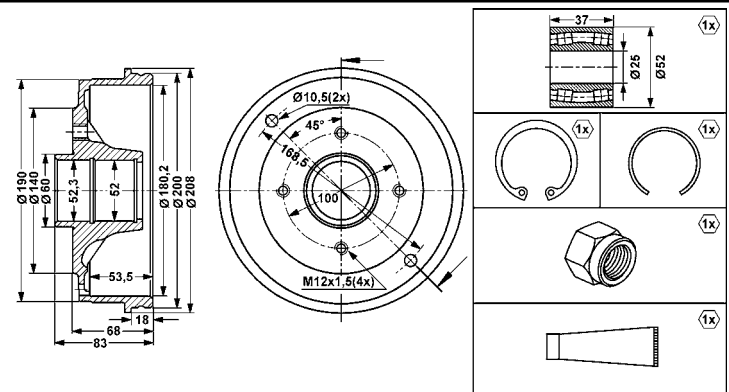
24.0218-0720.2 480205 Ø 180/181 x 46



24.0218-0724.2 480206 Ø 180/181 x 44



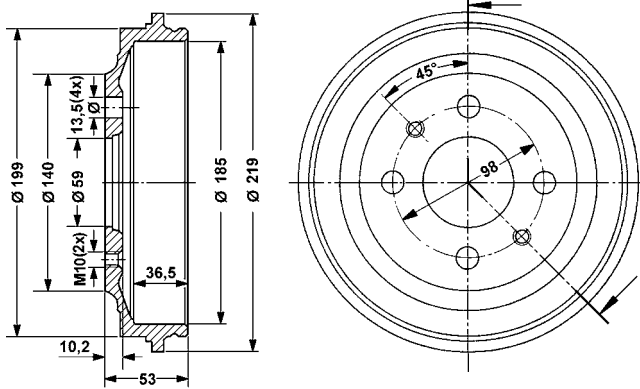
24.0218-0732.2 480207 Ø 180/181 x 53,5



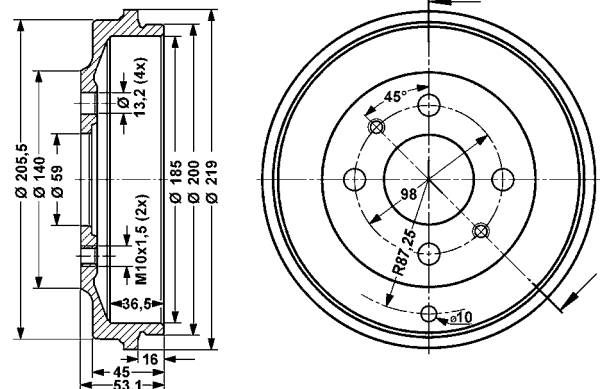
Abbildungen Bremstrommeln

Illustrations brake drums - Illustrazioni tamburi freno - Illustrations Tambours de frein - Ilustraciones tambores de freno

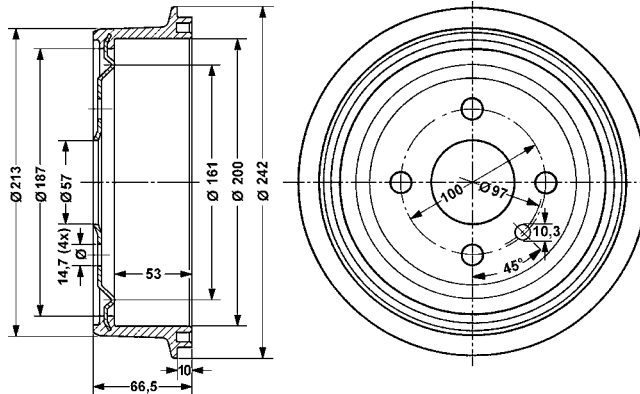
24.0218-5001.1 480012 Ø 185/186,8 x 36,5



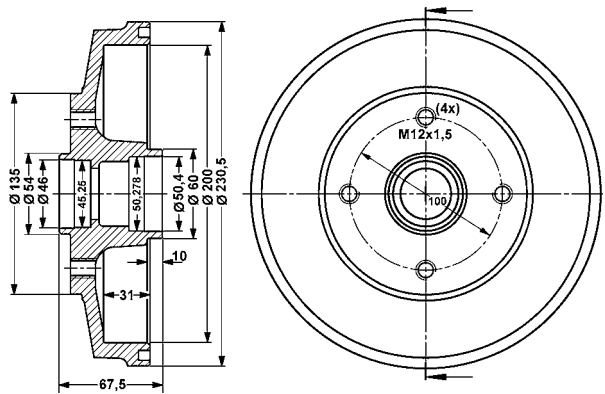
24.0218-5002.1 480117 Ø 185/186,8 x 36,5



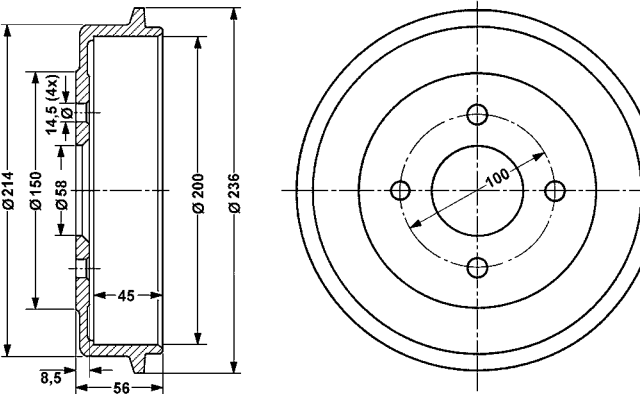
24.0220-0001.2 480013 Ø 200/201 x 53



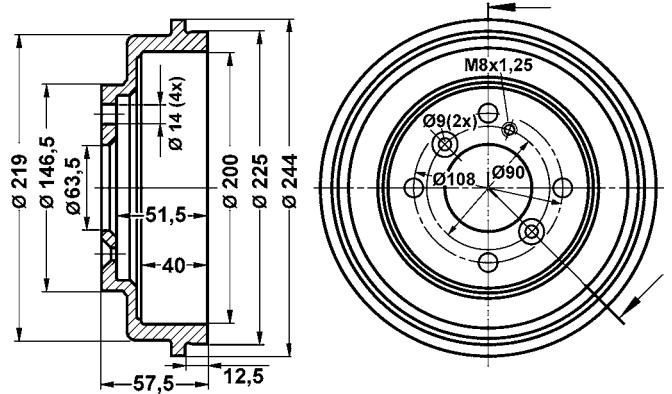
24.0220-0006.1 480309 Ø 200/201 x 31



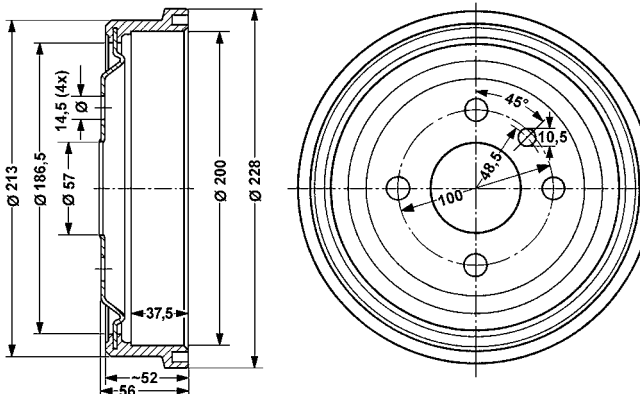
24.0220-0007.1 480015 Ø 200/201 x 45



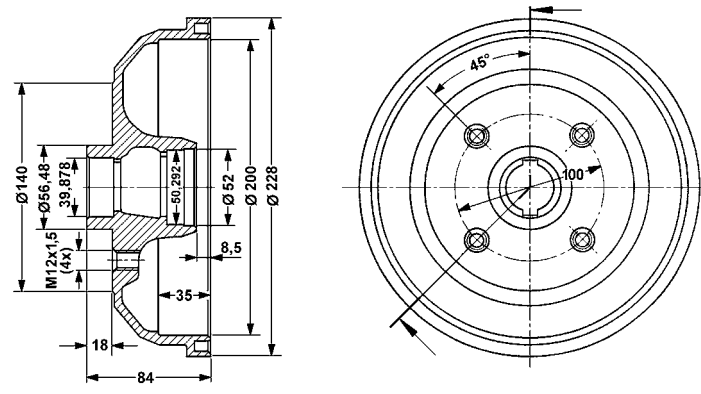
24.0220-0009.1 480317 Ø 200/201,5 x 40



24.0220-0011.2 480016 Ø 200/201 x 38



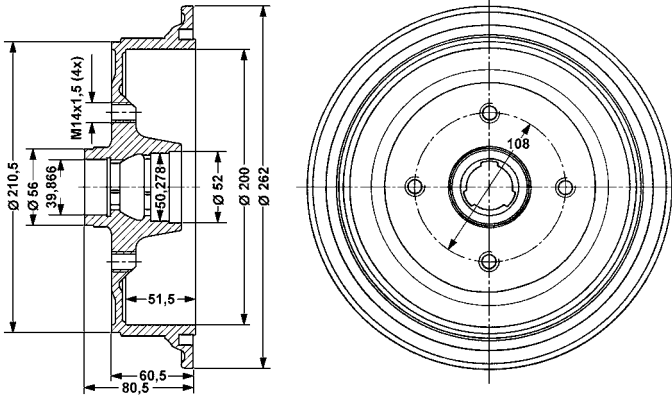
24.0220-0012.1 480017 Ø 200/201 x 35



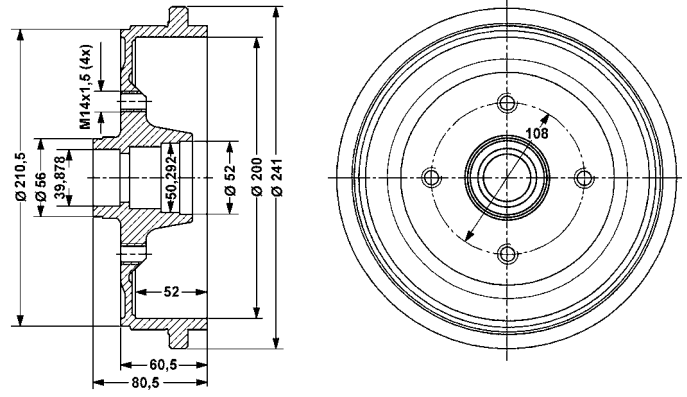
Abbildungen Bremstrommeln

Illustrations brake drums - Illustrazioni tamburi freno - Illustrations Tambours de frein - Ilustraciones tambores de freno

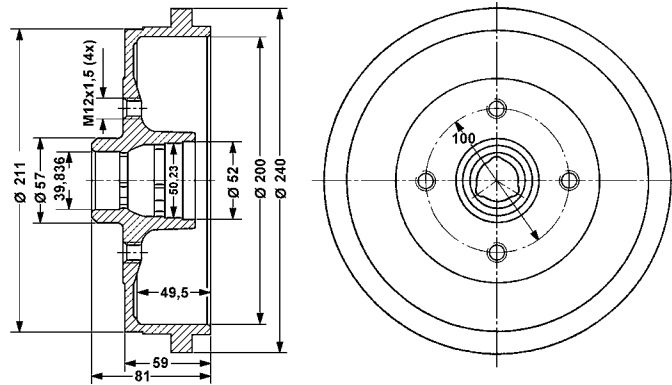
24.0220-0016.1 480018 Ø 200/201 x 52



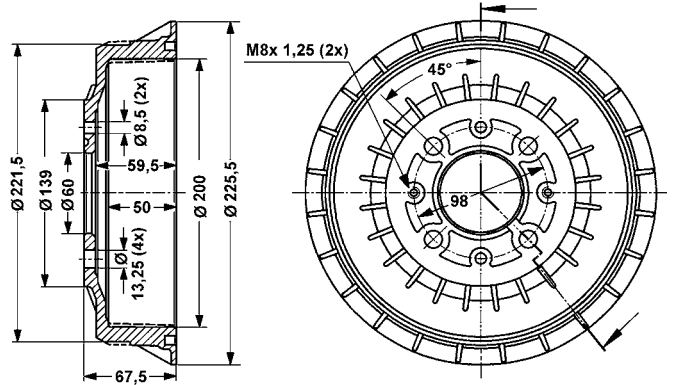
24.0220-0017.1 480053 Ø 200/201 x 52



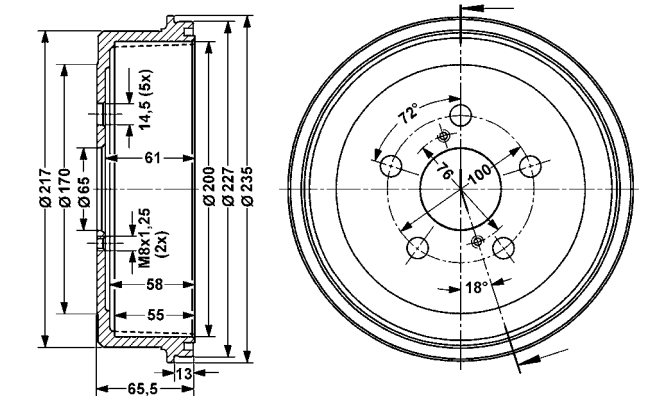
24.0220-0018.1 480019 Ø 200/201 x 50,5



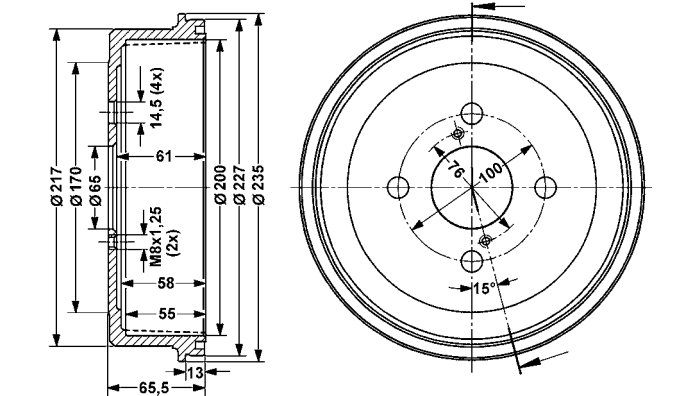
24.0220-0020.1 480059 Ø 200/201,5 x 50



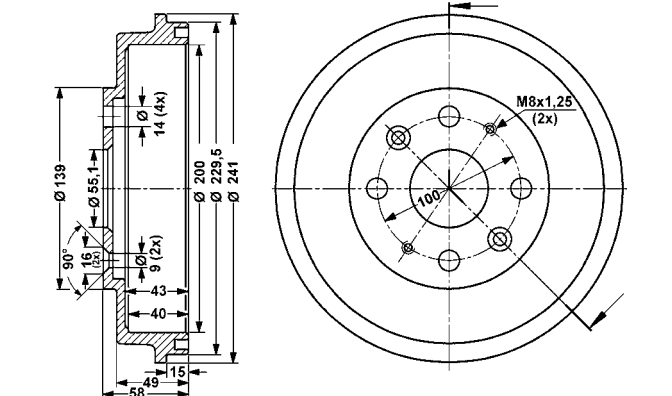
24.0220-0022.1 480083 Ø 200/201 x 55



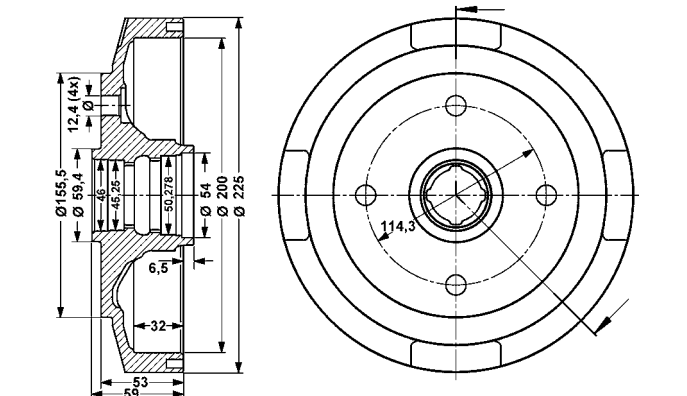
24.0220-0023.1 480084 Ø 200/201 x 55



24.0220-0026.1 480104 Ø 200/201 x 40



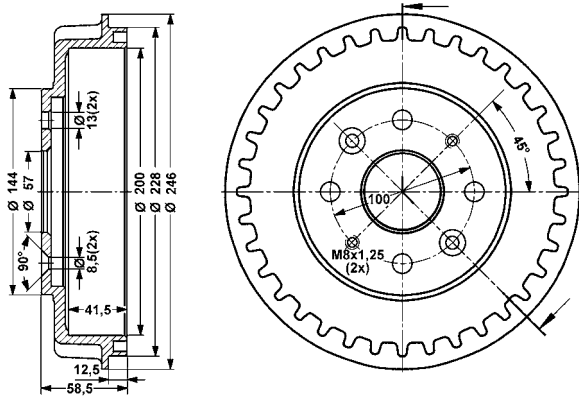
24.0220-0029.1 480120 Ø 200/201 x 32



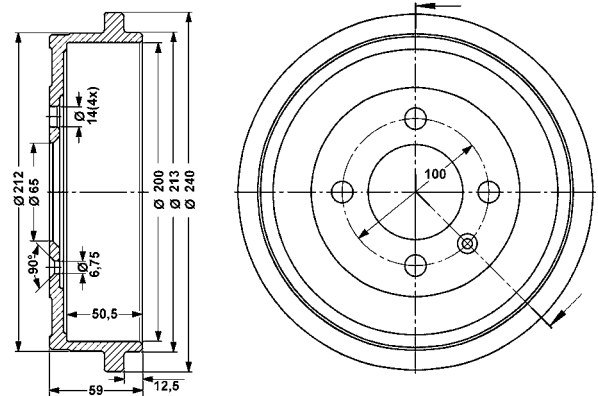
Abbildungen Bremstrommeln

Illustrations brake drums - Illustrazioni tamburi freno - Illustrations Tambours de frein - Ilustraciones tambores de freno

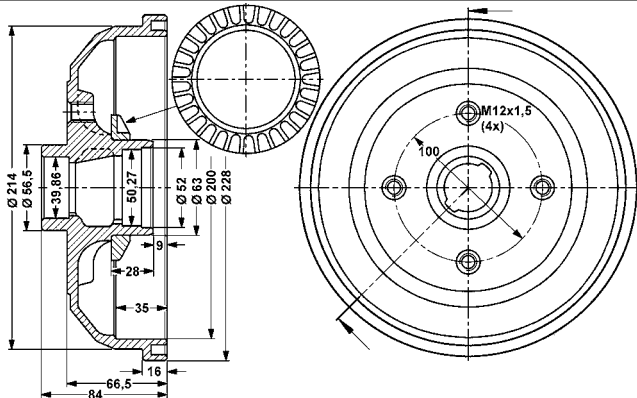
24.0220-0031.1 480125 Ø 200/201 x 41,5



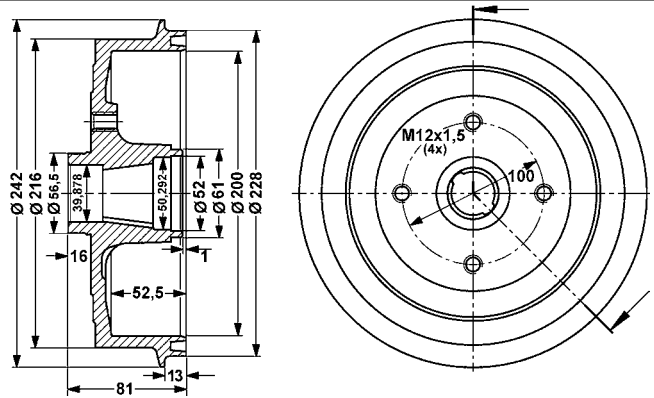
24.0220-0032.1 480130 Ø 200/201,5 x 50,5



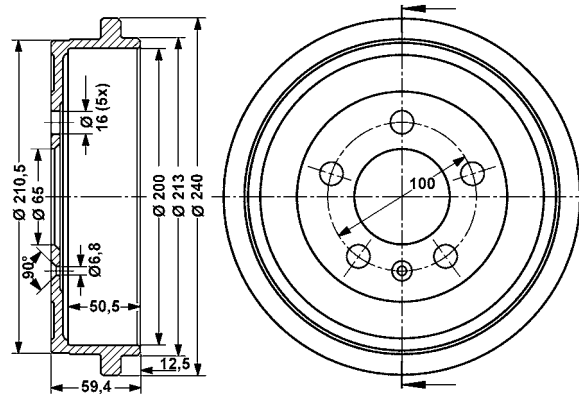
24.0220-0033.2 480132 Ø 200/201 x 35



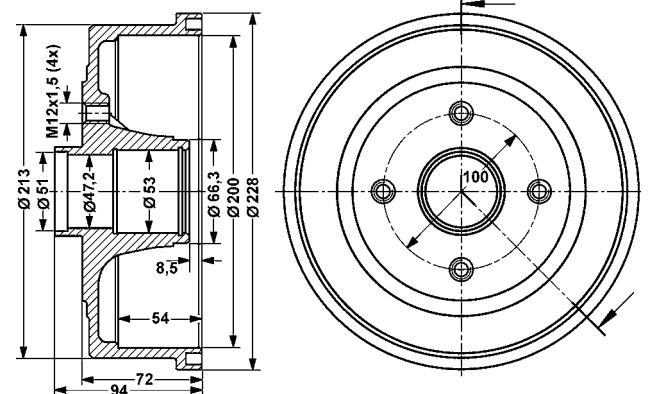
24.0220-0036.1 480149 Ø 200/201 x 52,5



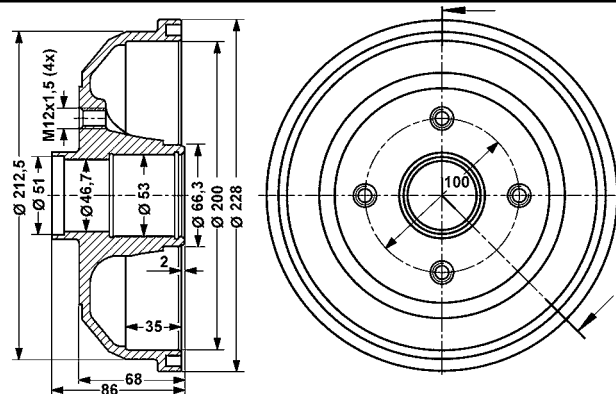
24.0220-0037.1 480161 Ø 200/201,5 x 50,5



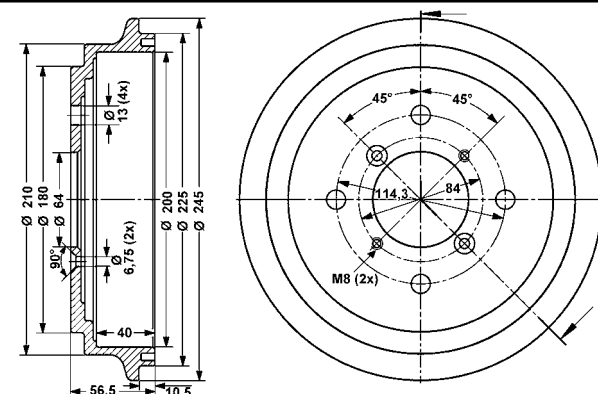
24.0220-0038.1 480162 Ø 200/201 x 54



24.0220-0039.1 480163 Ø 200/201 x 35



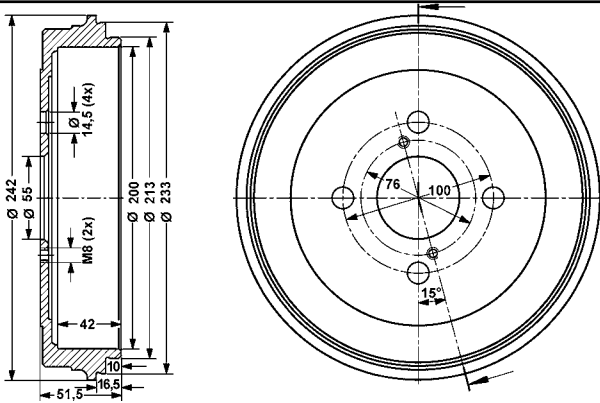
24.0220-0040.1 480166 Ø 200/202 x 40



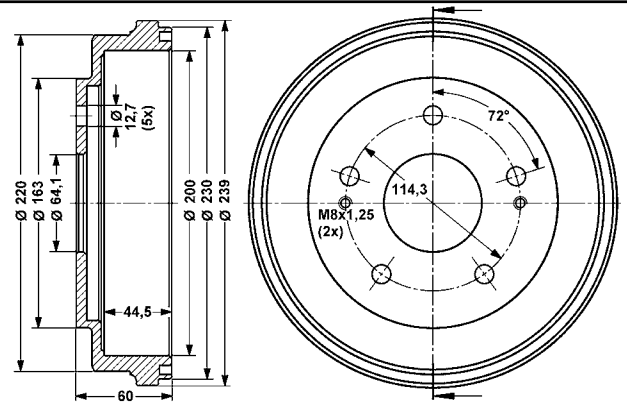
Abbildungen Bremstrommeln

Illustrations brake drums - Illustrazioni tamburi freno - Illustrations Tambours de frein - Ilustraciones tambores de freno

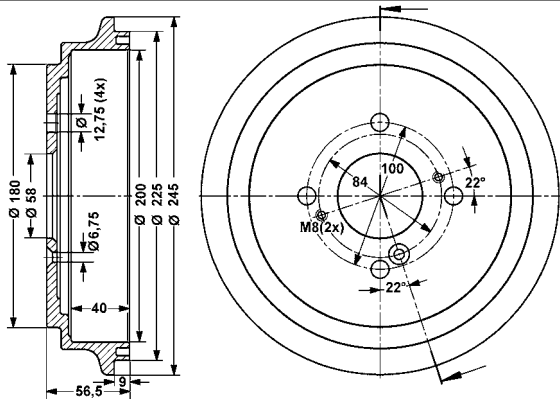
24.0220-0041.1 480167 Ø 200/201 x 42



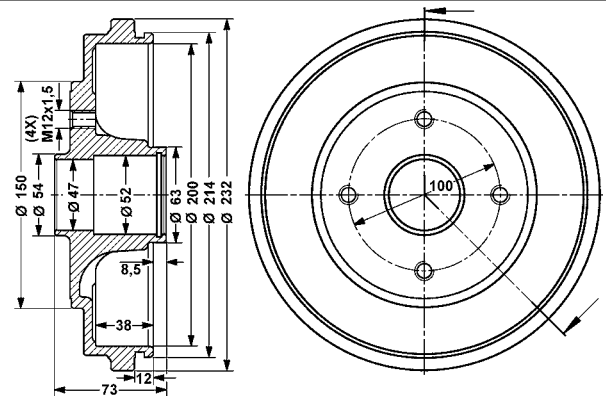
24.0220-0043.1 480185 Ø 200/201 x 44,5



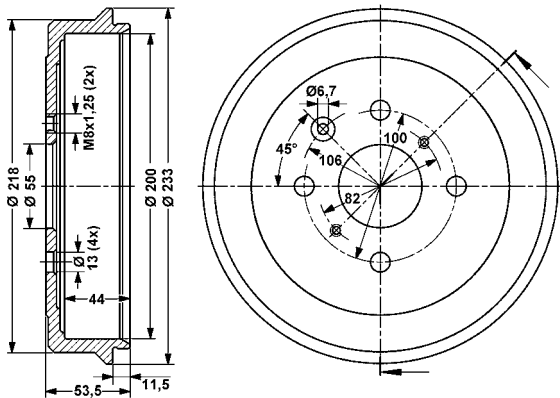
24.0220-0044.1 480192 Ø 200/202 x 40



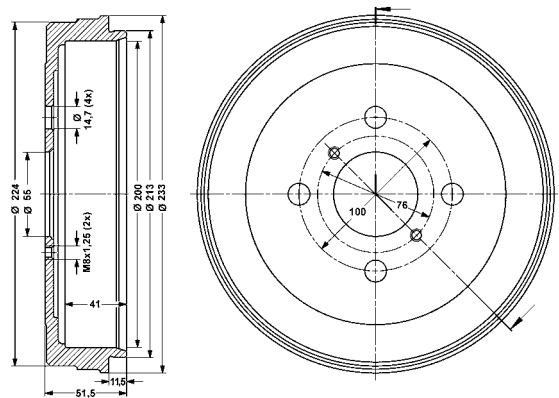
24.0220-0045.1 480189 Ø 200/202 x 38



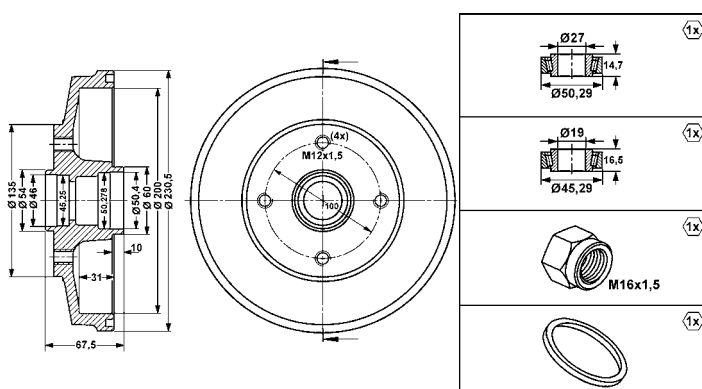
24.0220-0046.1 480193 Ø 200/201 x 44



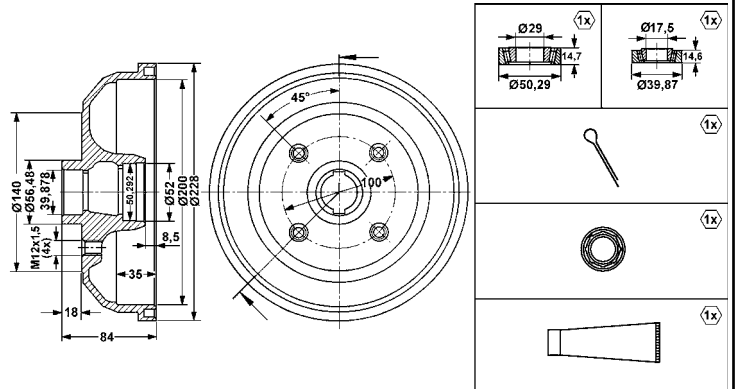
24.0220-0047.1 480199 Ø 200/201 x 41



24.0220-0706.2 480215 Ø 200/201 x 31



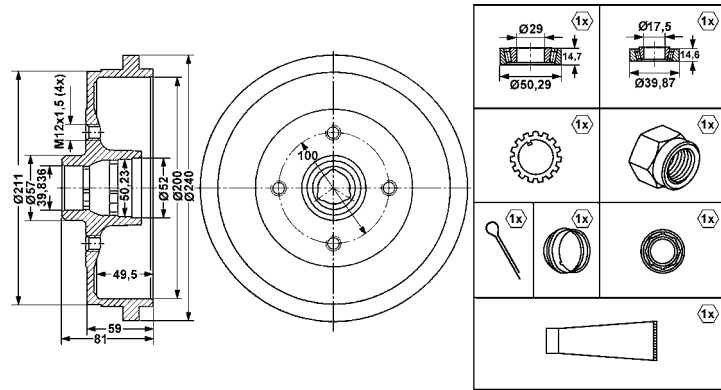
24.0220-0712.2 480208 Ø 200/201 x 35



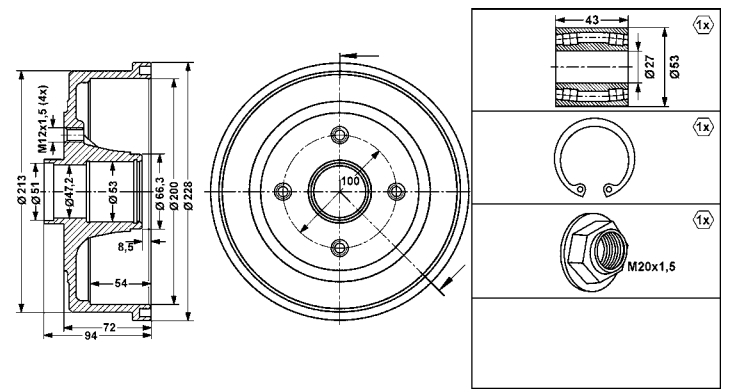
Abbildungen Bremstrommeln

Illustrations brake drums - Illustrazioni tamburi freno - Illustrations Tambours de frein - Ilustraciones tambores de freno

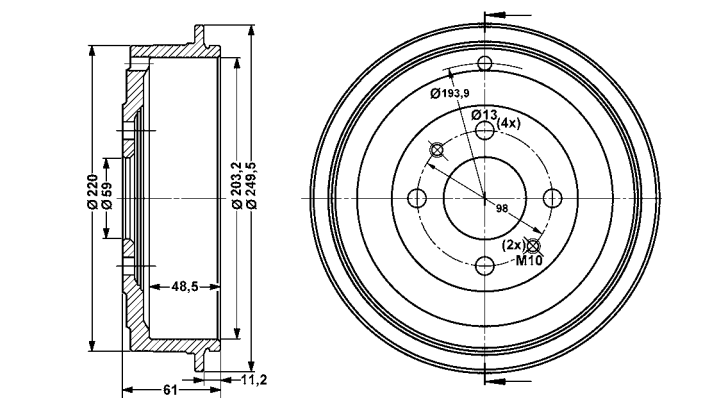
24.0220-0718.2 480209 Ø 200/201,5 x 50,5



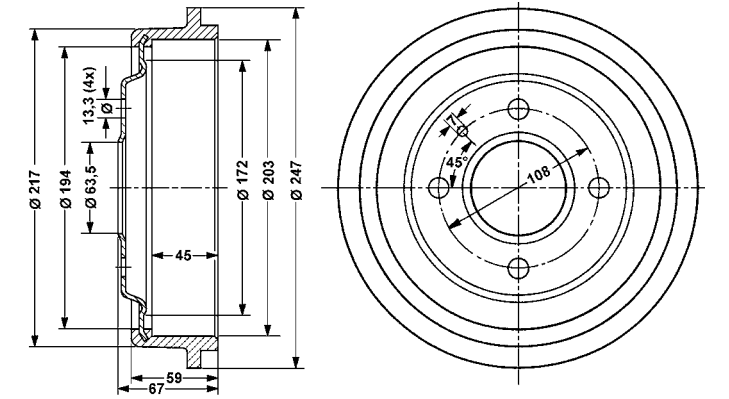
24.0220-0738.2 480214 Ø 200/201 x 54



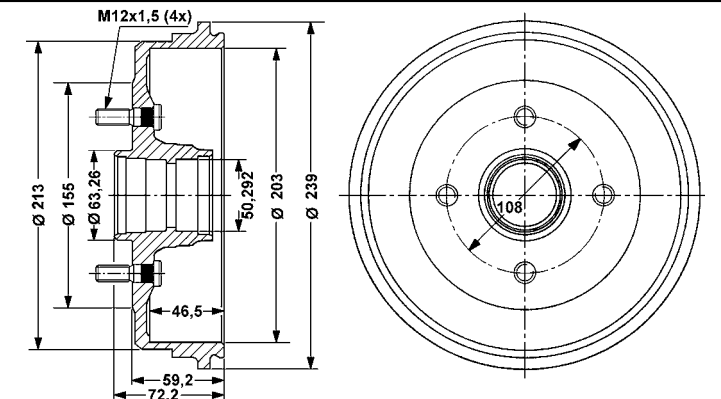
24.0220-2001.1 480307 Ø 203/204,7 x 48,5



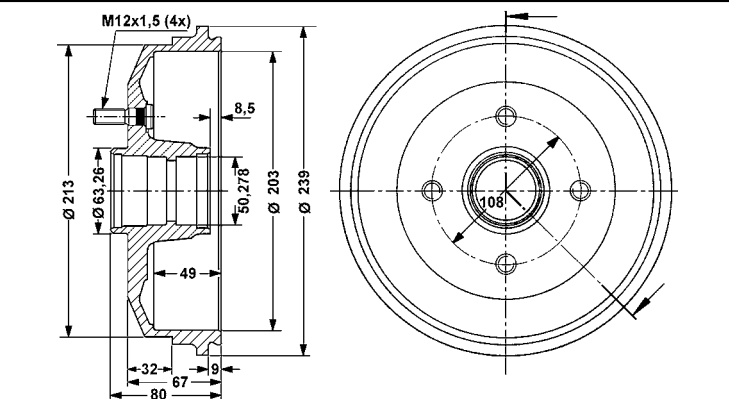
24.0220-3001.2 480020 Ø 203/204 x 45



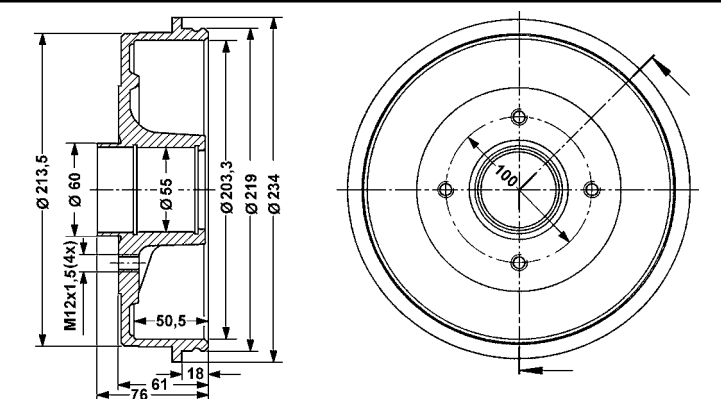
24.0220-3002.2 480021 Ø 203/204 x 46,5



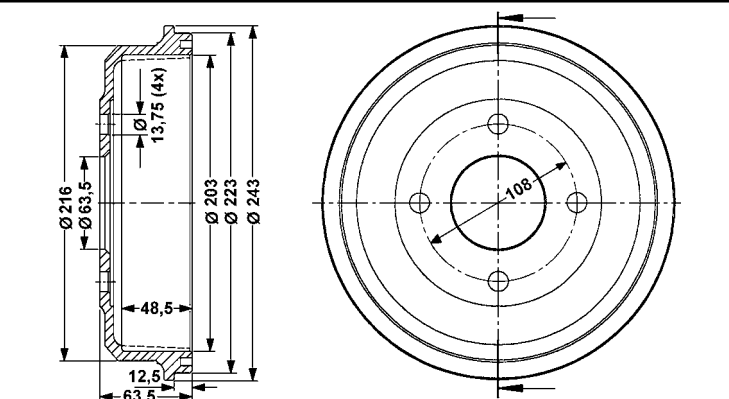
24.0220-3004.2 480023 Ø 203/204 x 49



24.0220-3005.1 480054 Ø 203/204,5 x 50,5



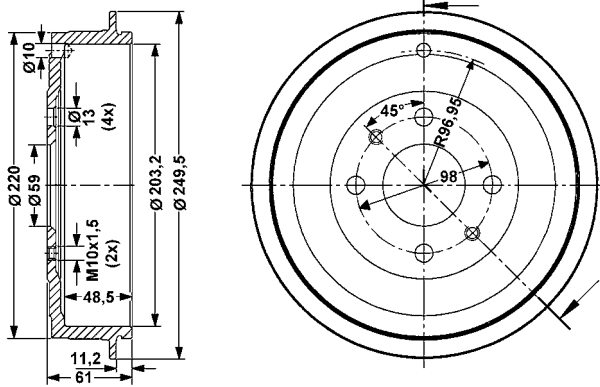
24.0220-3006.1 480062 Ø 203/204,5 x 48,5



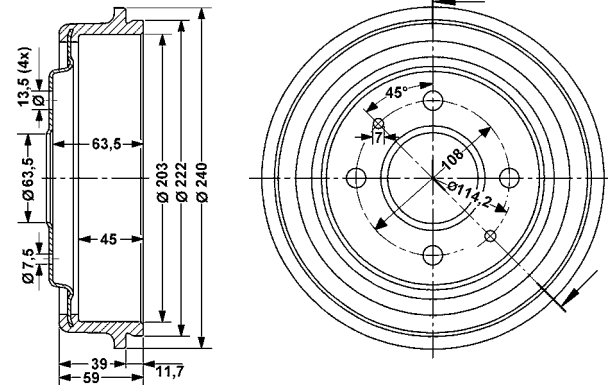
Abbildungen Bremstrommeln

Illustrations brake drums - Illustrazioni tamburi freno - Illustrations Tambours de frein - Ilustraciones tambores de freno

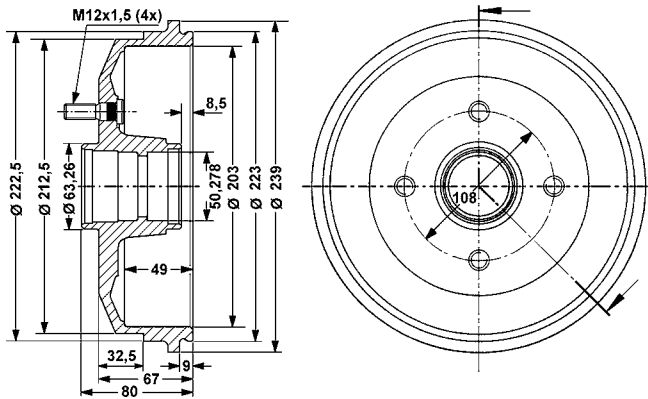
24.0220-3007.1 480064 Ø 203/204,7 x 48,5



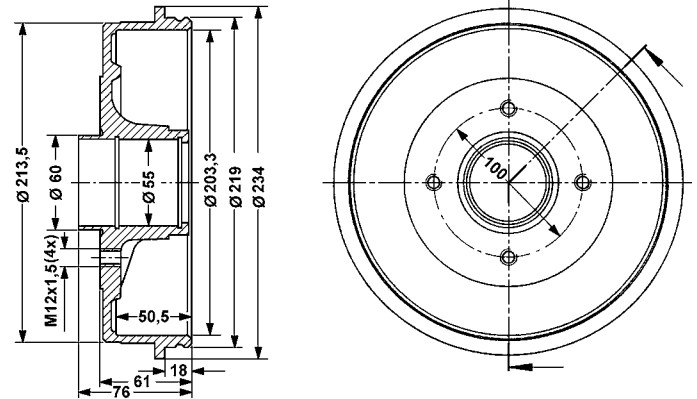
24.0220-3008.2 480075 Ø 203/204 x 45



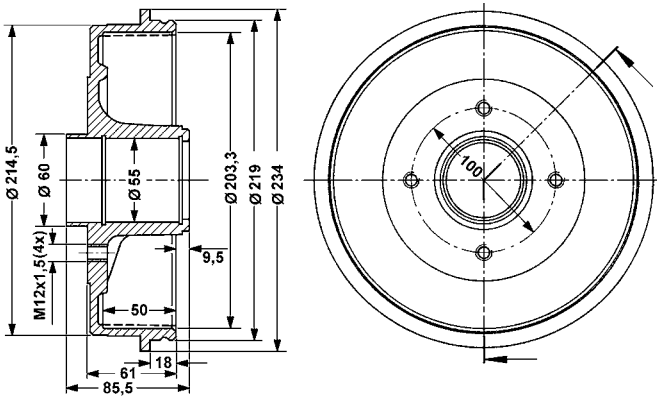
24.0220-3009.2 480080 Ø 203/204 x 49



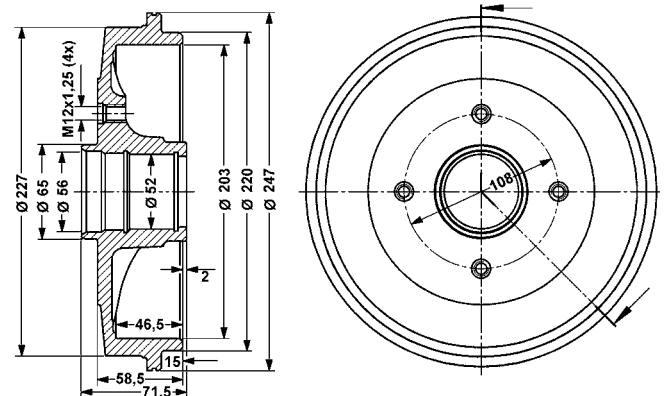
24.0220-3010.1 480081 Ø 203/204,4 x 50,5



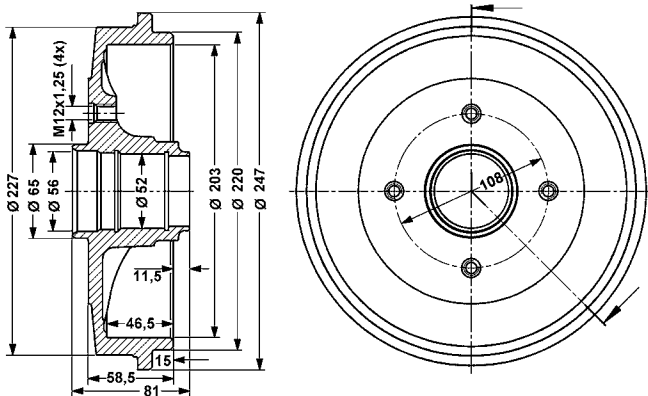
24.0220-3012.1 480088 Ø 203/204,4 x 50



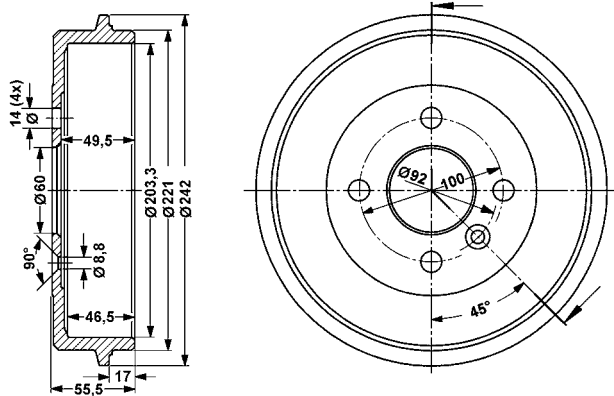
24.0220-3013.1 480089 Ø 203/204,4 x 46,5



24.0220-3014.1 480090 Ø 203/204,4 x 46,5



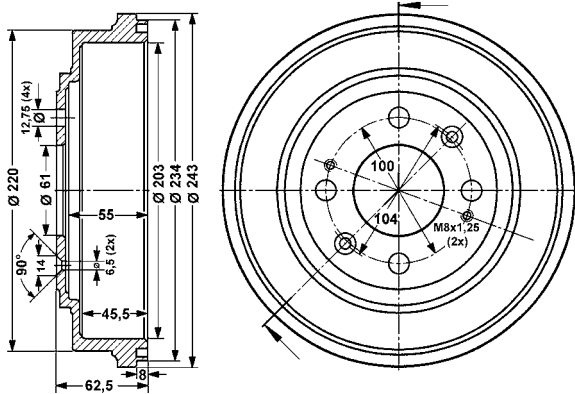
24.0220-3015.1 480091 Ø 203/204,5 x 46,5



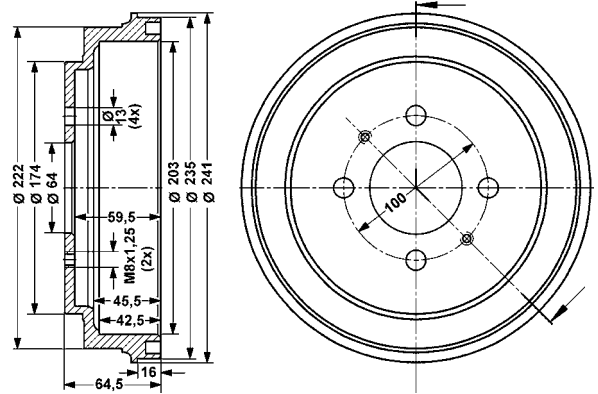
Abbildungen Bremstrommeln

Illustrations brake drums - Illustrazioni tamburi freno - Illustrations Tambours de frein - Ilustraciones tambores de freno

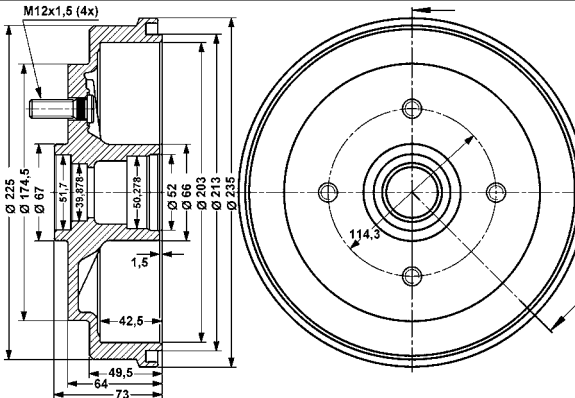
24.0220-3016.1 480107 \varnothing 203/204 x 45,5



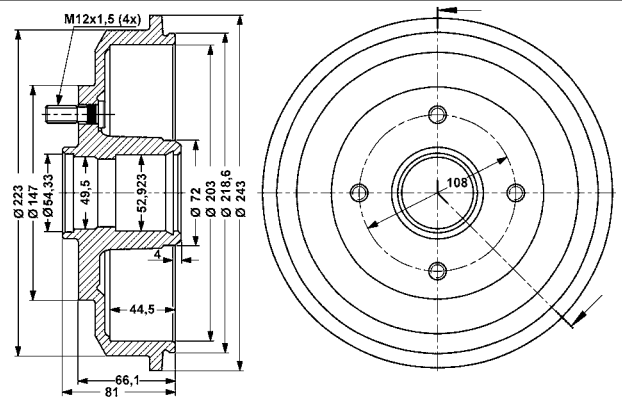
24.0220-3017.1 480108 \varnothing 203/205 x 42,5



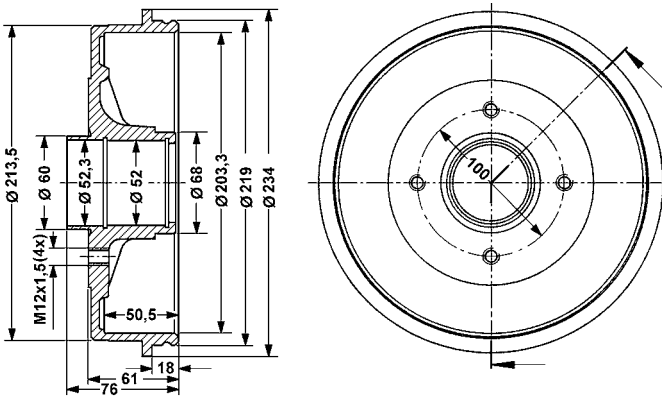
24.0220-3018.2 480121 \varnothing 203/205 x 42,5



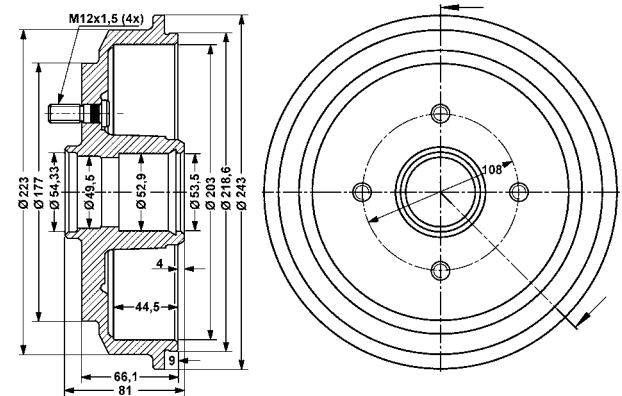
24.0220-3020.2 480131 \varnothing 203/204,3 x 44,5



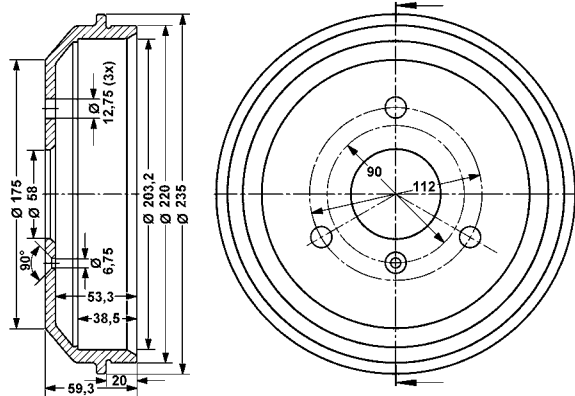
24.0220-3021.1 480127 \varnothing 203/204,5 x 50,5



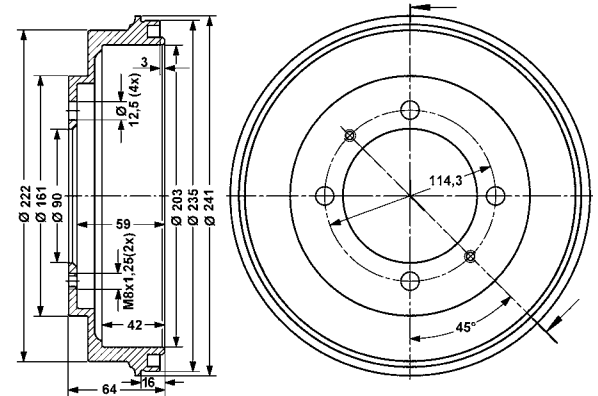
24.0220-3026.2 480175 \varnothing 203/204,3 x 44,5



24.0220-3027.1 480168 \varnothing 203/204,5 x 38,5



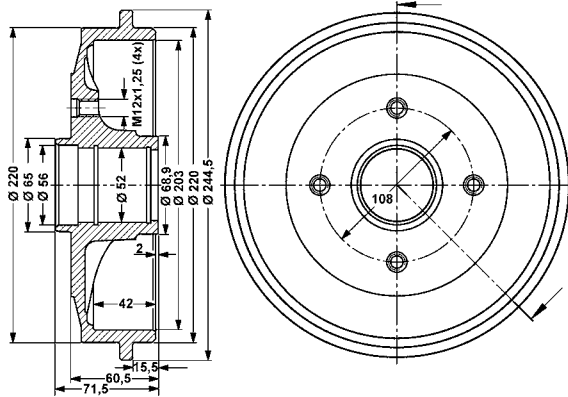
24.0220-3028.1 480169 \varnothing 203/205 x 42



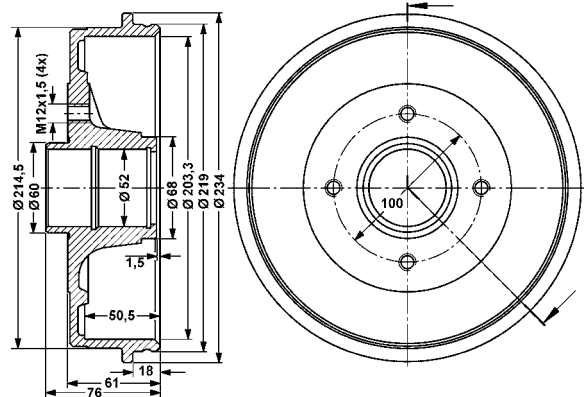
Abbildungen Bremstrommeln

Illustrations brake drums - Illustrazioni tamburi freno - Illustrations Tambours de frein - Ilustraciones tambores de freno

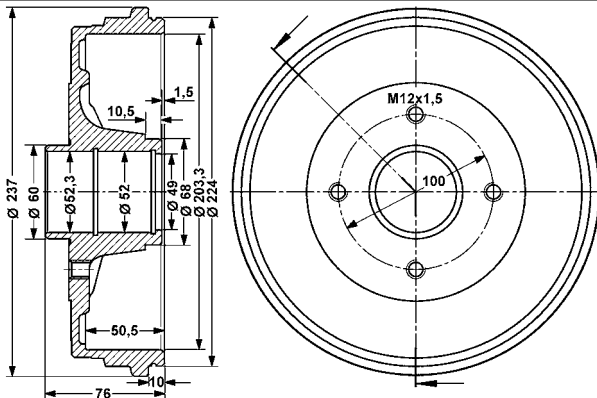
24.0220-3029.1 480179 \varnothing 203/204,5 x 42



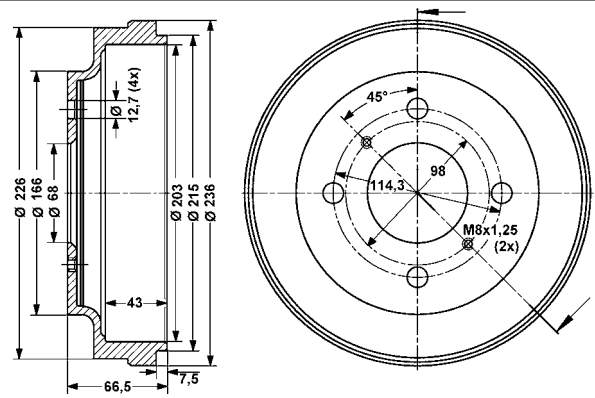
24.0220-3030.1 480180 \varnothing 203/204,5 x 50,5



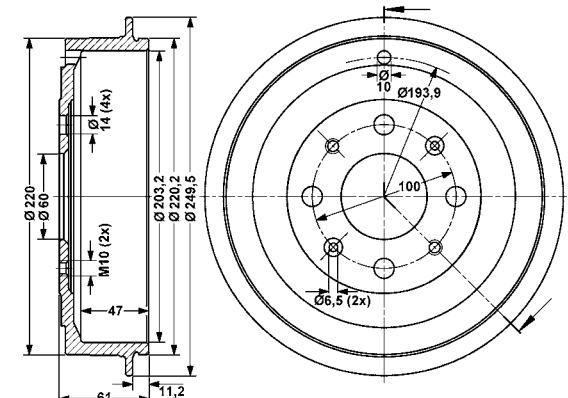
24.0220-3033.1 480195 \varnothing 203/204,5 x 50,5



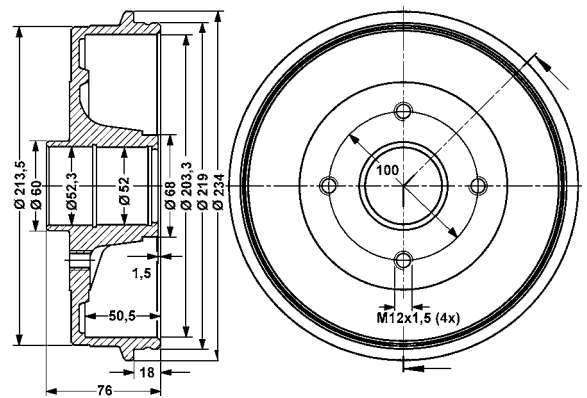
24.0220-3034.1 480190 \varnothing 203/205,5 x 43



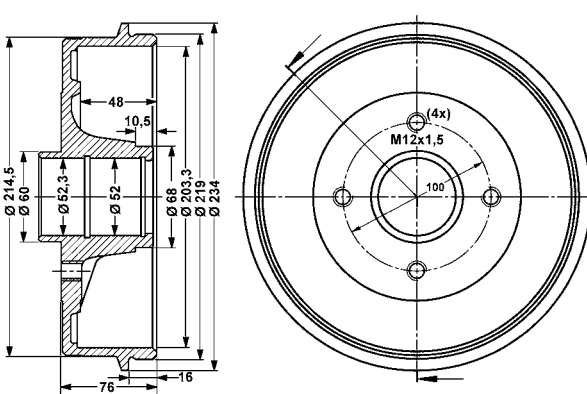
24.0220-3035.1 480300 \varnothing 203/204,7 x 47



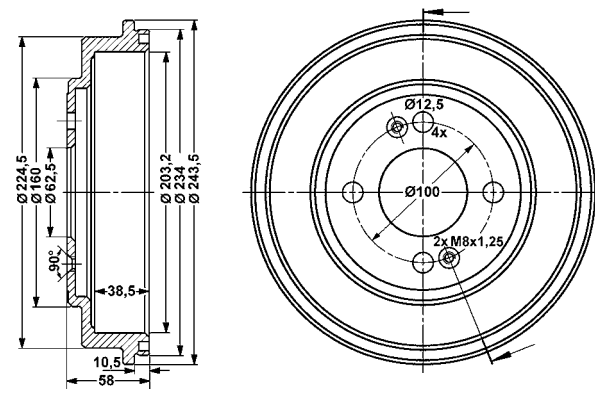
24.0220-3036.1 480301 \varnothing 203/204,5 x 50



24.0220-3037.1 480308 \varnothing 203/204,5 x 48



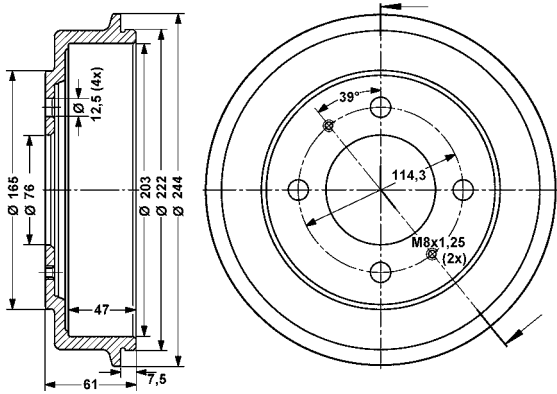
24.0220-3038.1 480315 \varnothing 203/205,2 x 38,5



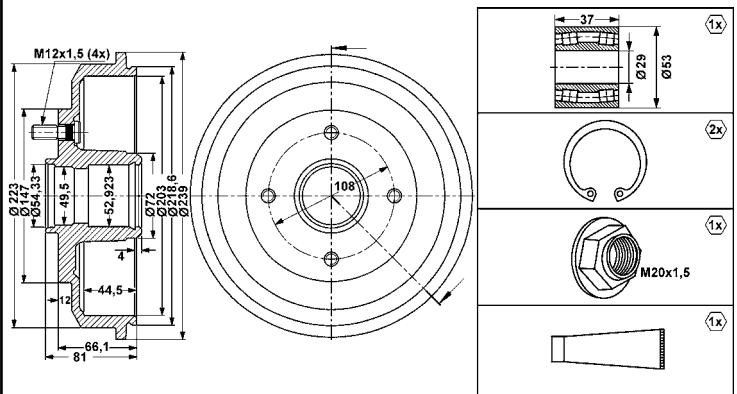
Abbildungen Bremstrommeln

Illustrations brake drums - Illustrazioni tamburi freno - Illustrations Tambours de frein - Ilustraciones tambores de freno

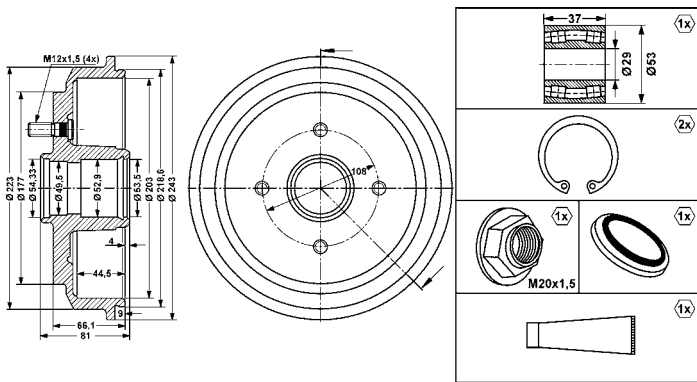
24.0220-3045.1 480191 \varnothing 203/204,5 x 45,5



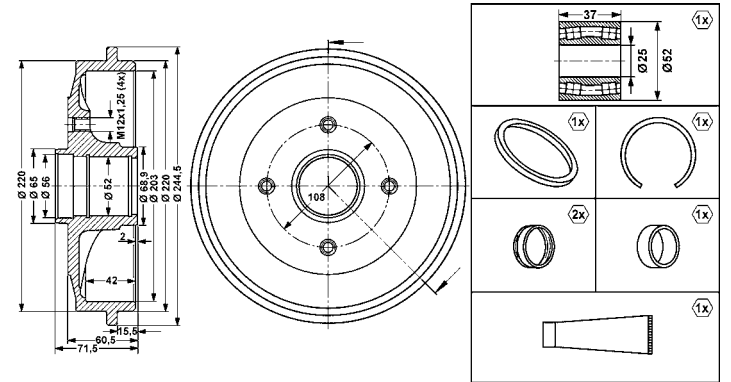
24.0220-3720.2 480210 \varnothing 203/204,3 x 44,5



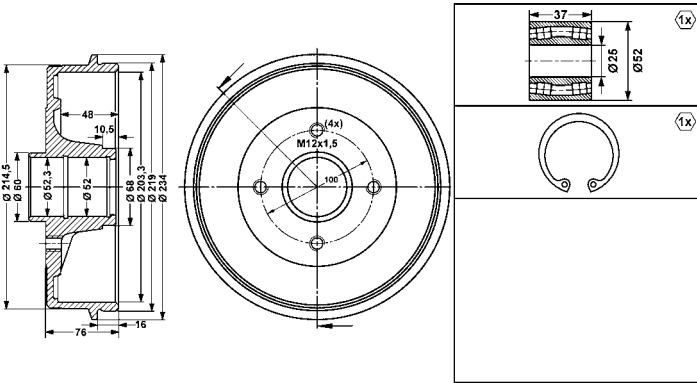
24.0220-3726.2 480216 \varnothing 203/204,3 x 44,5



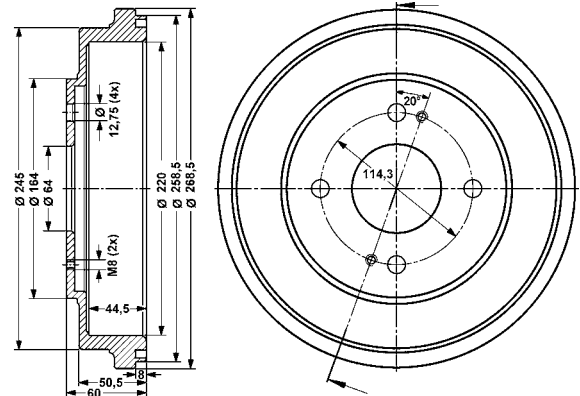
24.0220-3729.2 480217 \varnothing 203/204,5 x 42



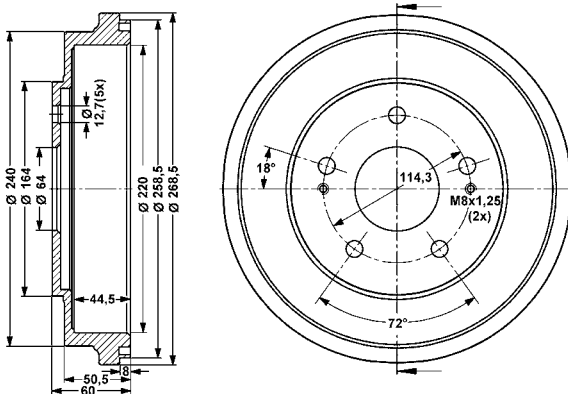
24.0220-3737.2 480218 \varnothing 203/204,5 x 48



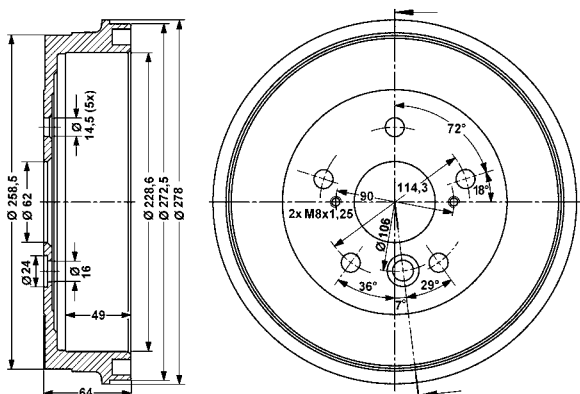
24.0222-0001.1 480123 \varnothing 220/221 x 44,5



24.0222-0002.1 480141 \varnothing 220/221 x 44,5



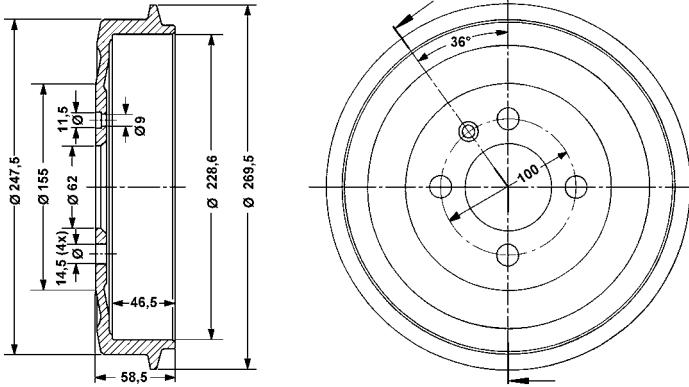
24.0222-8008.1 480304 \varnothing 229/230,6 x 49



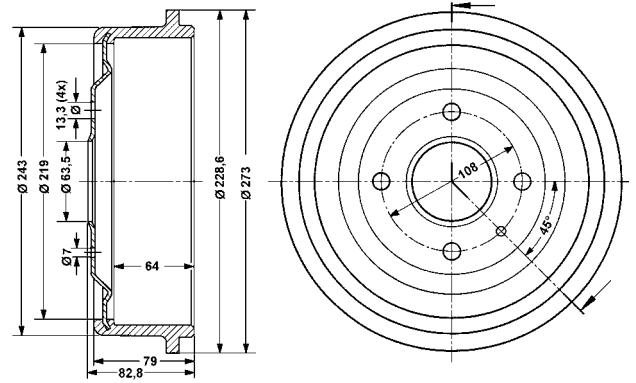
Abbildungen Bremstrommeln

Illustrations brake drums - Illustrazioni tamburi freno - Illustrations Tambours de frein - Ilustraciones tambores de freno

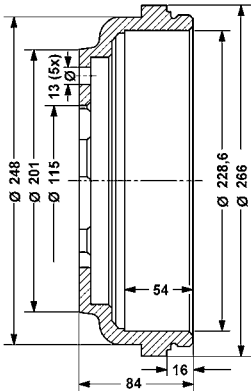
24.0222-8009.1 480026 \varnothing 229/229,5 x 46,5



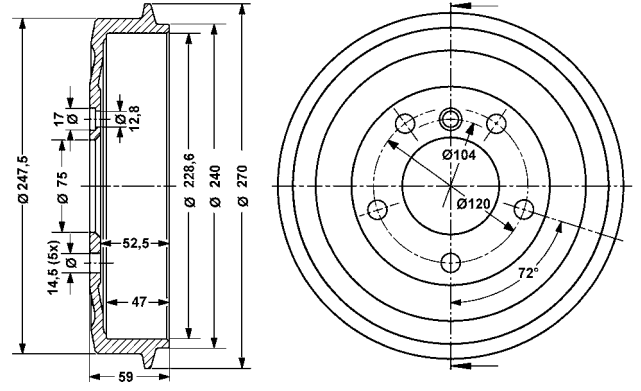
24.0222-8010.2 480027 \varnothing 229/229,4 x 64



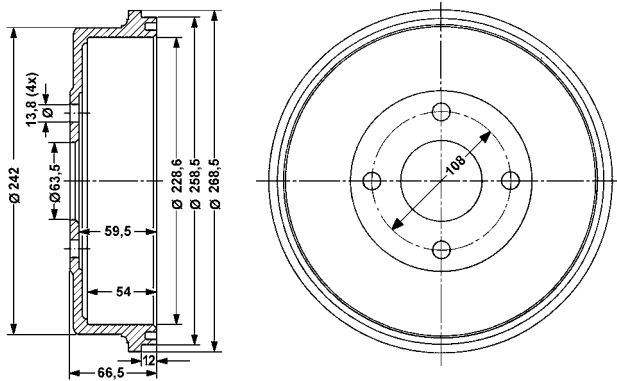
24.0222-8011.1 480028 \varnothing 229/230 x 54



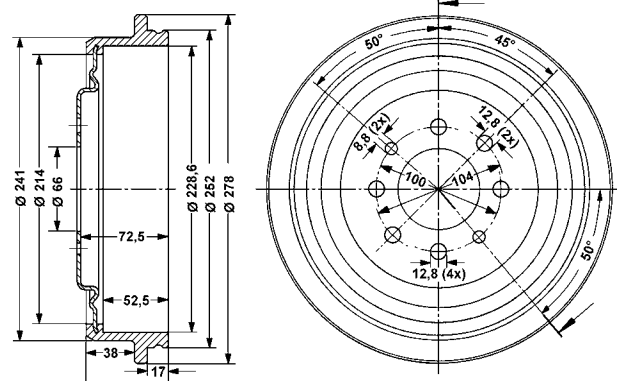
24.0222-8013.1 480030 \varnothing 229/229,5 x 47



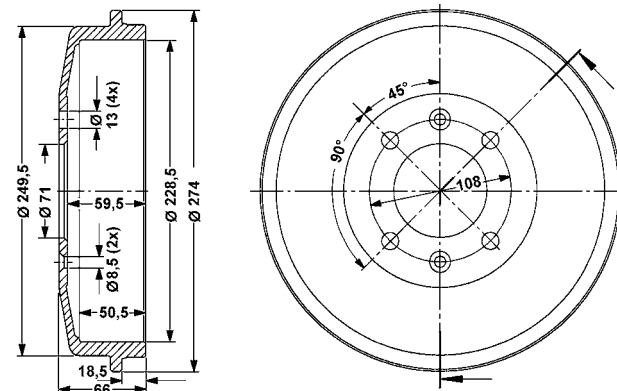
24.0222-8014.1 480031 \varnothing 229/230,1 x 54



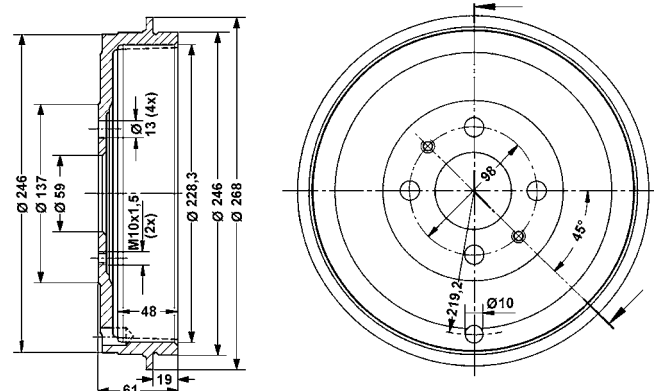
24.0222-8015.1 480055 \varnothing 229/229,5 x 52,5



24.0222-8017.1 480071 \varnothing 229/230 x 50,5



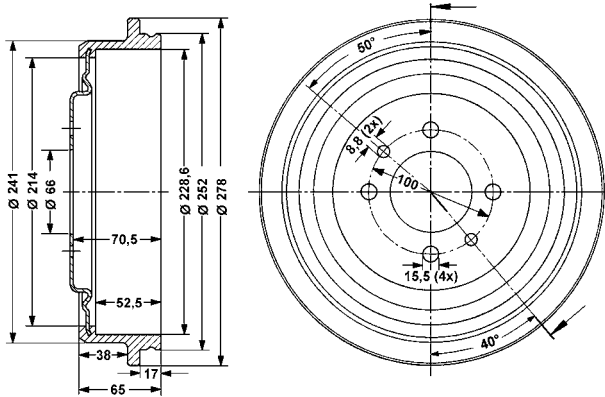
24.0222-8018.1 480078 \varnothing 228/230 x 48



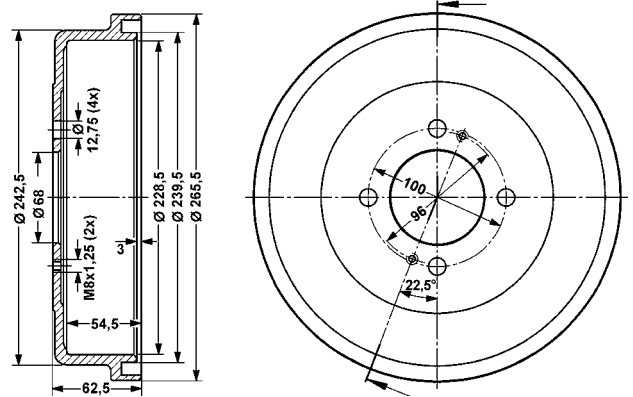
Abbildungen Bremstrommeln

Illustrations brake drums - Illustrazioni tamburi freno - Illustrations Tambours de frein - Ilustraciones tambores de freno

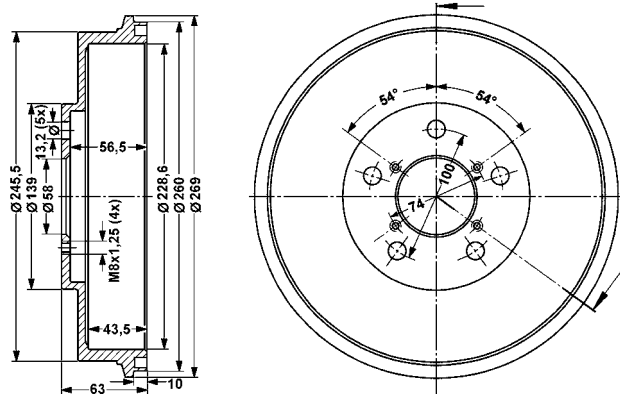
24.0222-8019.2 480087 \varnothing 229/229,5 x 52,5



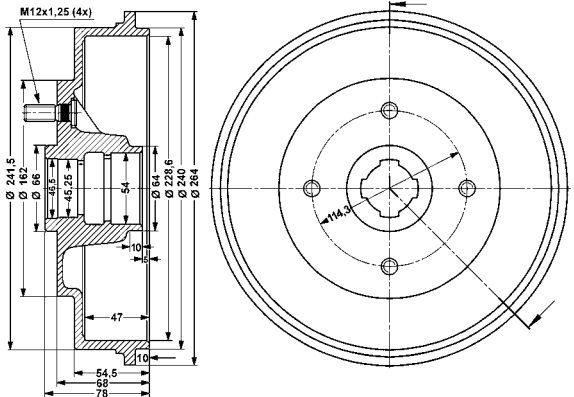
24.0222-8021.1 480092 \varnothing 229/230 x 54,5



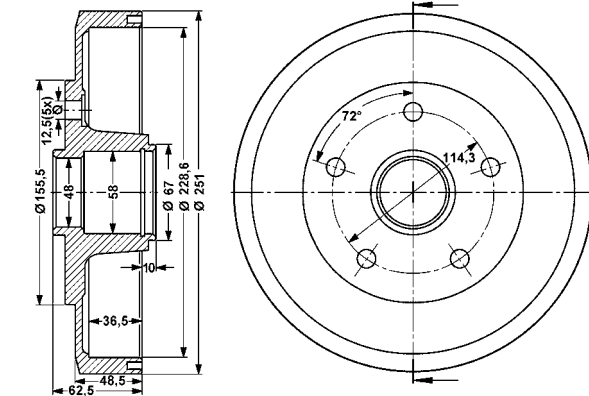
24.0222-8023.1 480094 \varnothing 229/230 x 43,5



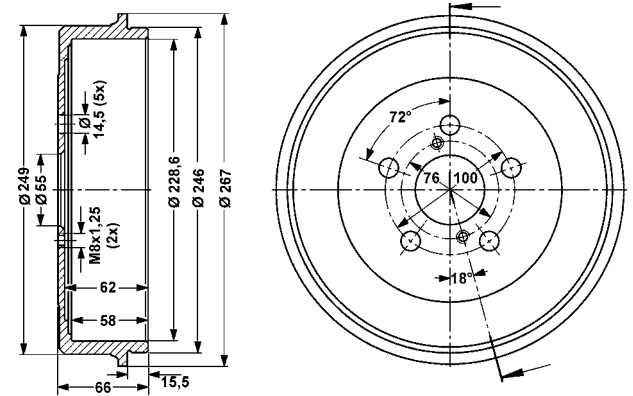
24.0222-8025.2 480109 \varnothing 229/230 x 47



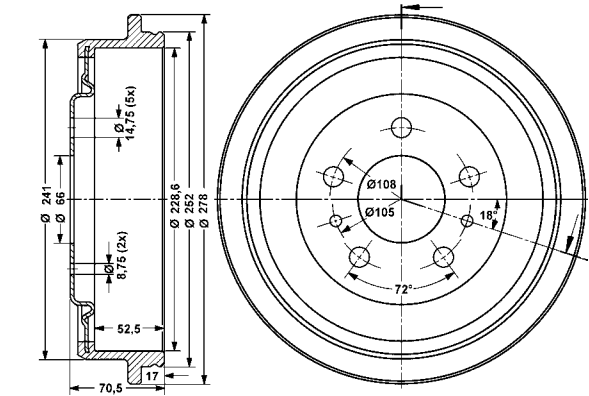
24.0222-8028.1 480143 \varnothing 229/230 x 37



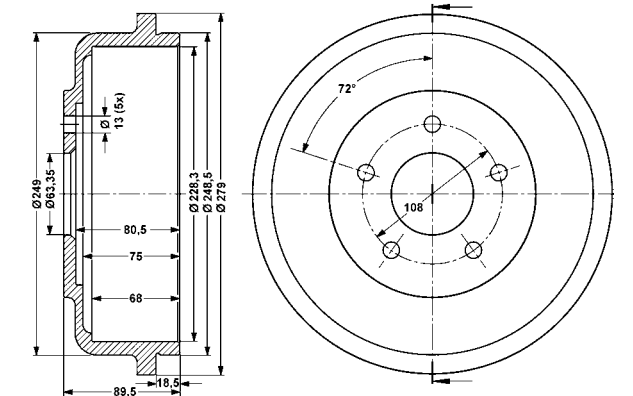
24.0222-8031.1 480152 \varnothing 229/229,6 x 58



24.0222-8032.1 480170 \varnothing 229/229,5 x 52,5



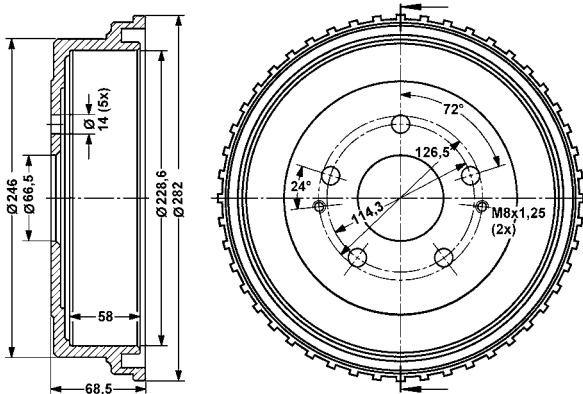
24.0222-8033.1 480181 \varnothing 228,3/229,6 x 68



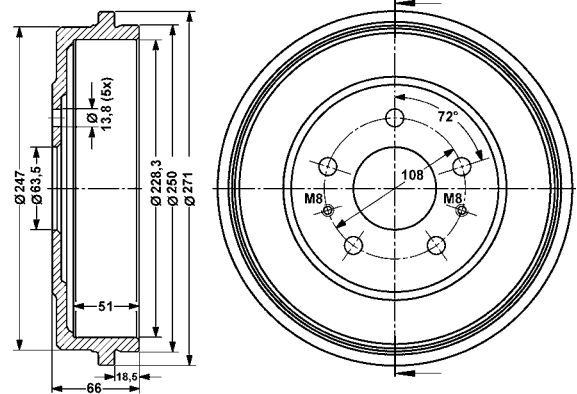
Abbildungen Bremstrommeln

Illustrations brake drums - Illustrazioni tamburi freno - Illustrations Tambours de frein - Ilustraciones tambores de freno

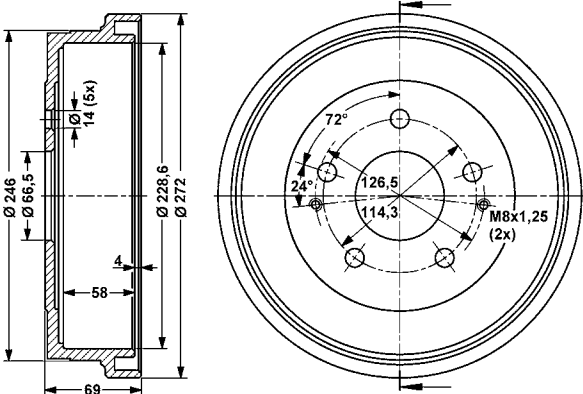
24.0222-8034.1 480187 Ø 229/230,6 x 58



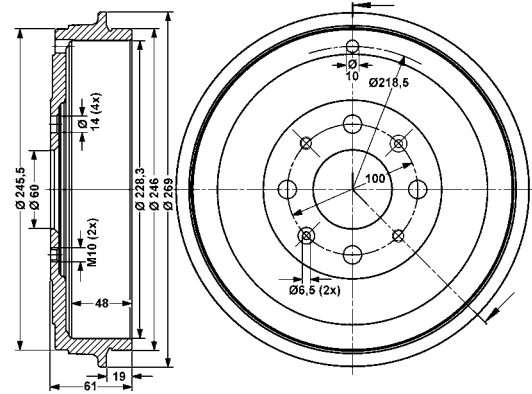
24.0222-8035.1 480188 Ø 229/230,3 x 50



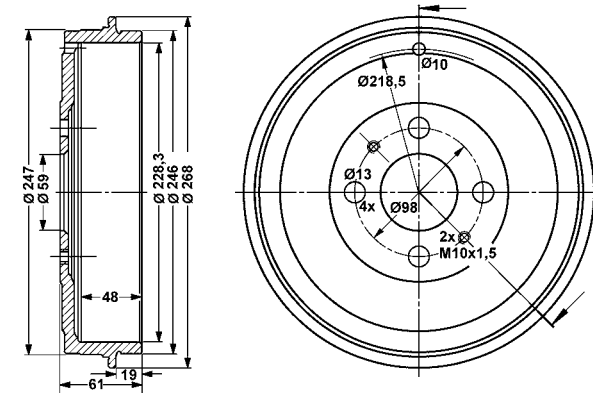
24.0222-8036.1 480196 Ø 229/230,6 x 58



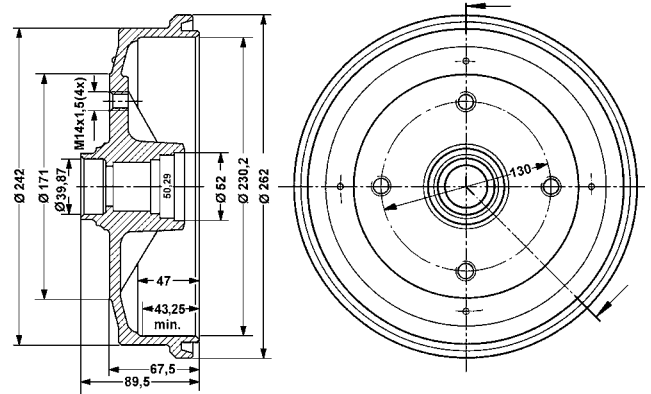
24.0222-8037.1 480302 Ø 228/230 x 48



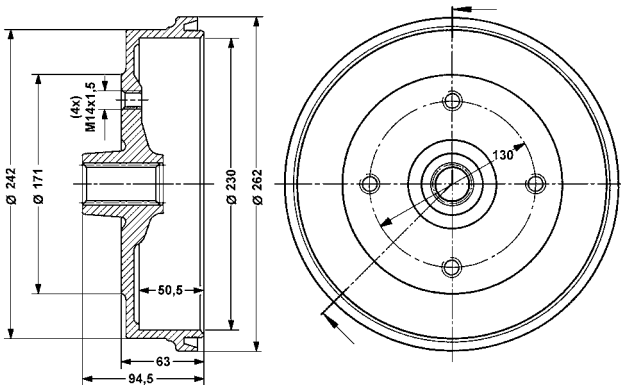
24.0222-8038.1 480316 Ø 228/230 x 48



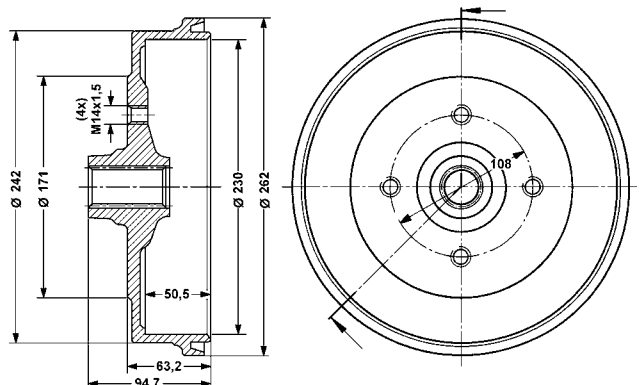
24.0223-0002.1 480032 Ø 230/231 x 47



24.0223-0003.1 480033 Ø 230/231 x 50,5



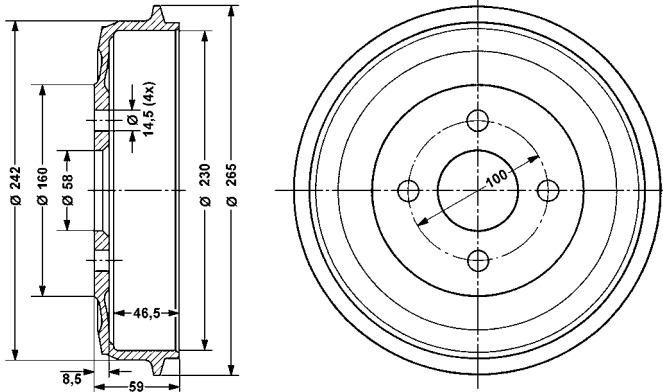
24.0223-0004.1 480034 Ø 230/231 x 50,5



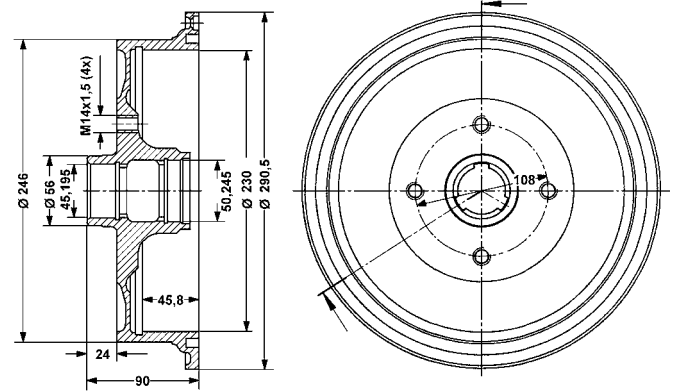
Abbildungen Bremstrommeln

Illustrations brake drums - Illustrazioni tamburi freno - Illustrations Tambours de frein - Ilustraciones tambores de freno

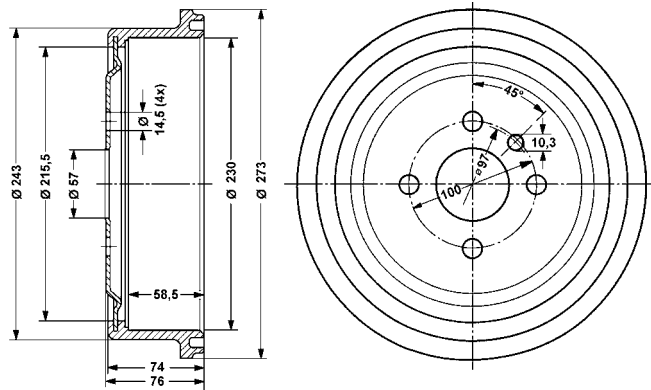
24.0223-0005.1 480035 Ø 230/231 x 46,5



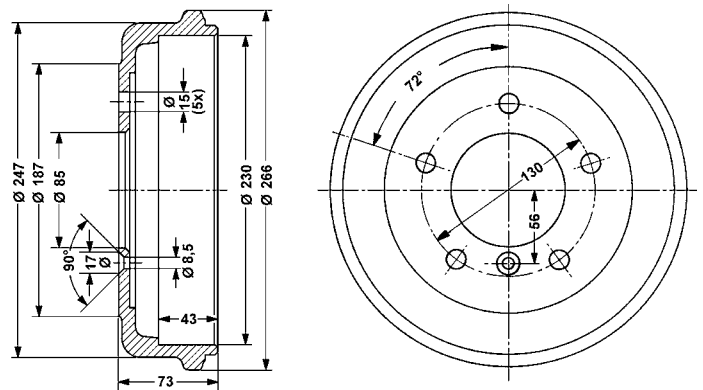
24.0223-0007.1 480037 Ø 230/231 x 46



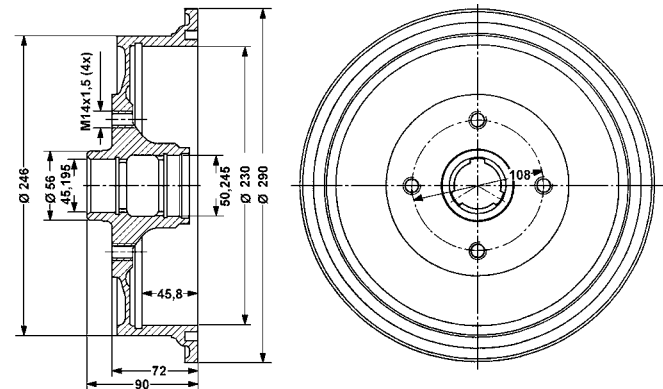
24.0223-0008.2 480038 Ø 230/230,9 x 59



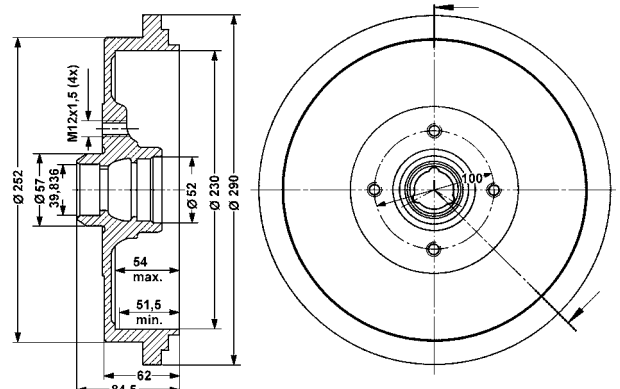
24.0223-0009.1 480039 Ø 230/231 x 43



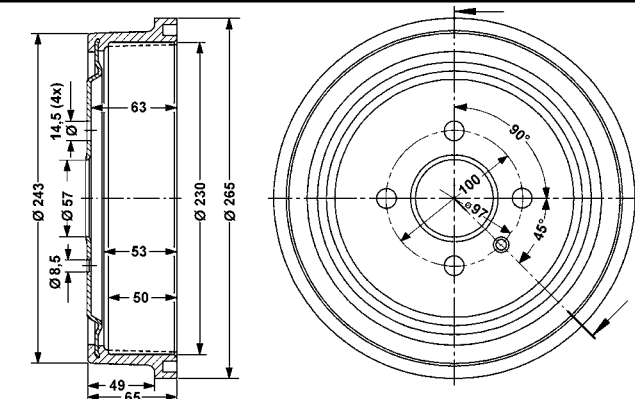
24.0223-0011.1 480041 Ø 230/231 x 46



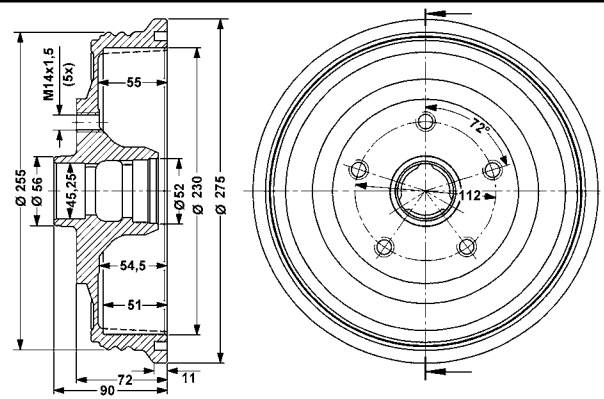
24.0223-0012.1 480042 Ø 230/231,5 x 51,5



24.0223-0013.2 480061 Ø 230/231 x 50



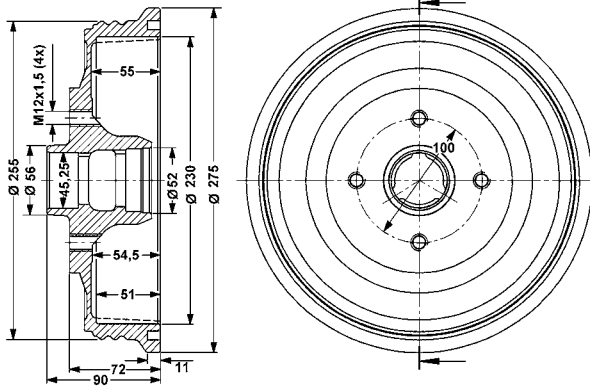
24.0223-0014.1 480065 Ø 230/231 x 51



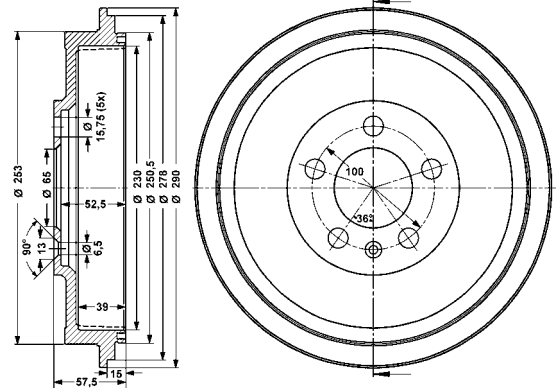
Abbildungen Bremstrommeln

Illustrations brake drums - Illustrazioni tamburi freno - Illustrations Tambours de frein - Ilustraciones tambores de freno

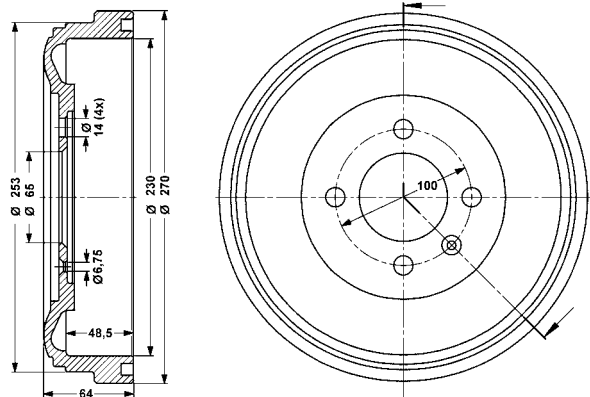
24.0223-0015.1 480073 Ø 230/231 x 51



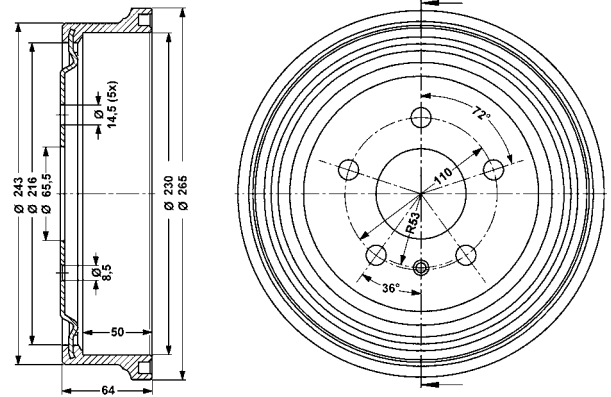
24.0223-0016.1 480111 Ø 230/231,5 x 39



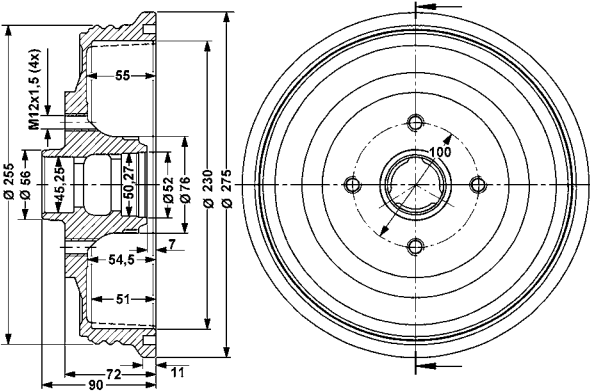
24.0223-0017.1 480135 Ø 230/231,5 x 48,5



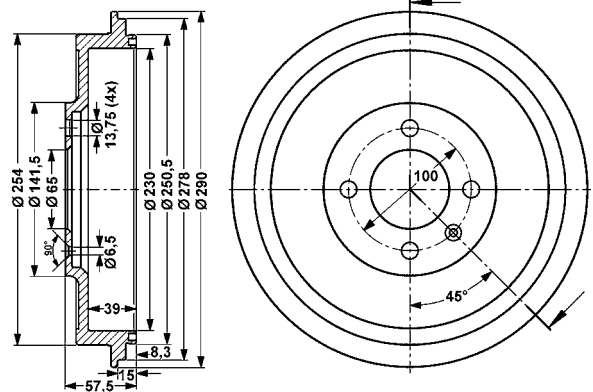
24.0223-0018.2 480136 Ø 230/231,5 x 50



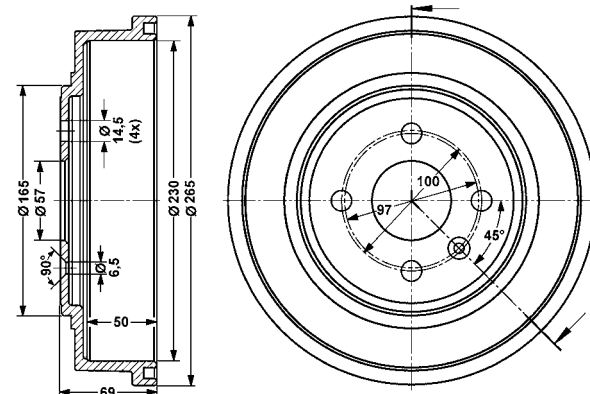
24.0223-0019.1 480176 Ø 230/231 x 51



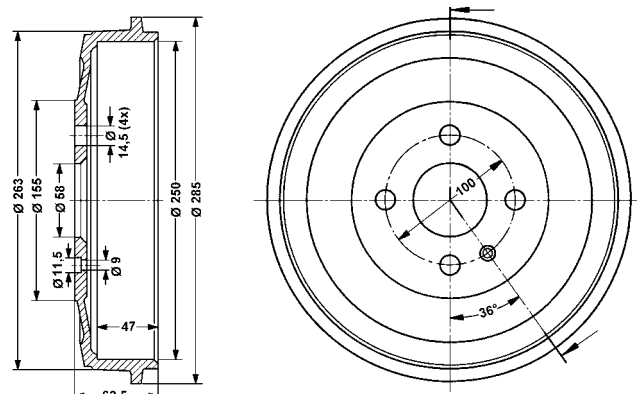
24.0223-0020.1 480177 Ø 230/231,5 x 39



24.0223-0021.1 480186 Ø 230/231 x 50



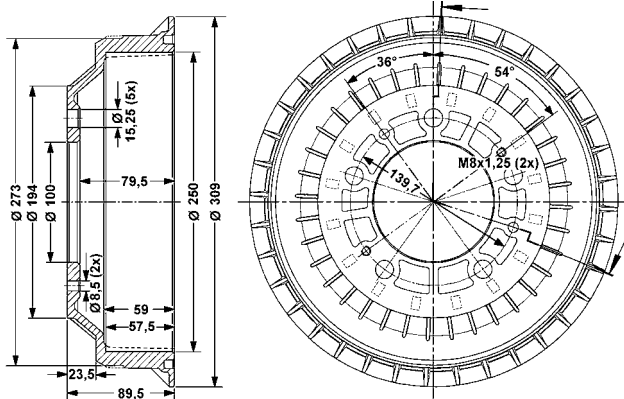
24.0225-0001.1 480043 Ø 250/251 x 47



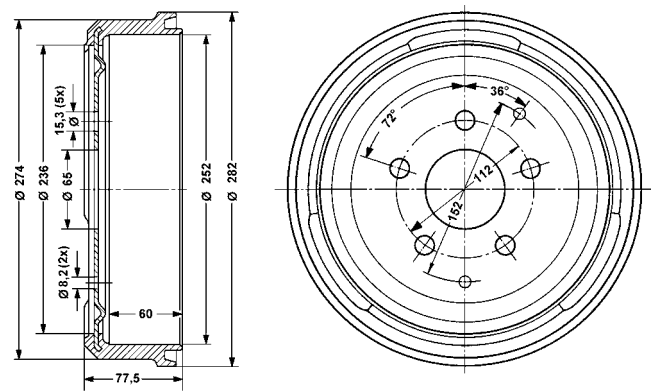
Abbildungen Bremstrommeln

Illustrations brake drums - Illustrazioni tamburi freno - Illustrations Tambours de frein - Ilustraciones tambores de freno

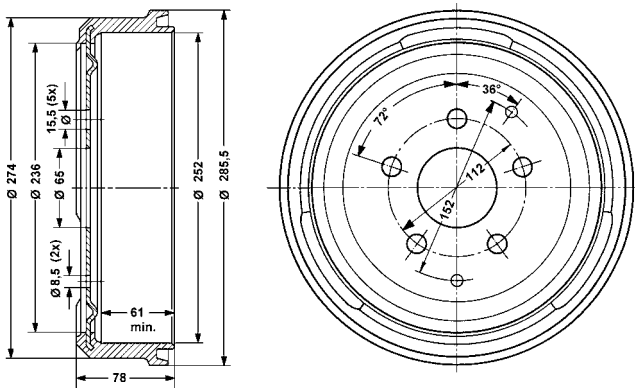
24.0225-0004.1 480058 Ø 250/251,5 x 57,5



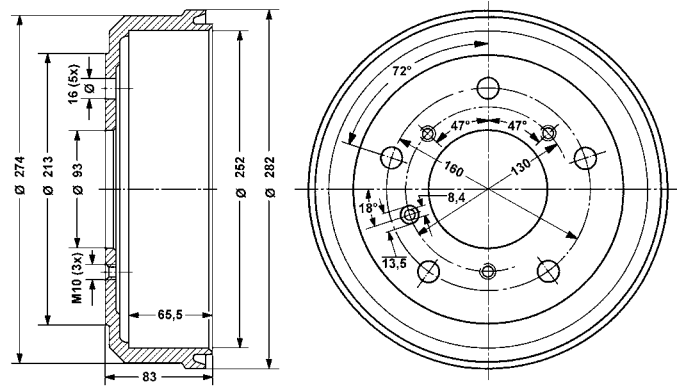
24.0225-2001.2 480045 Ø 252/253,5 x 60



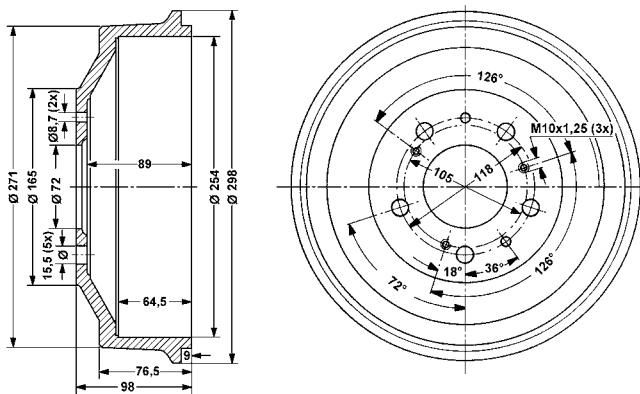
24.0225-2002.2 480046 Ø 252/253,5 x 61



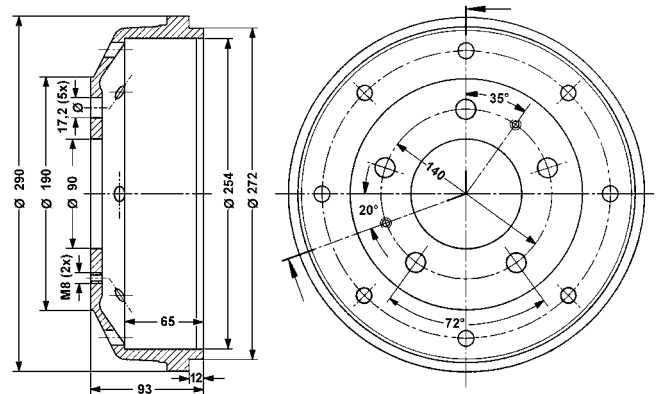
24.0225-2003.1 480047 Ø 252/253,5 x 66



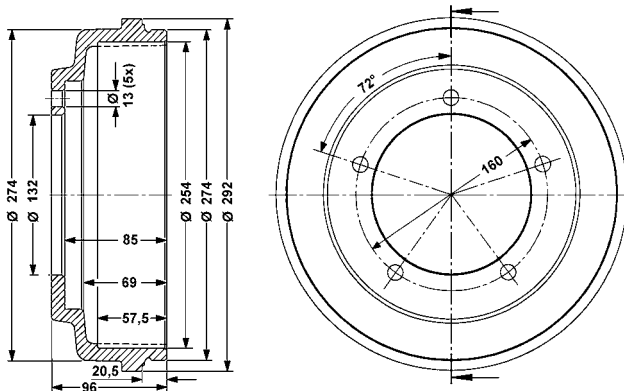
24.0225-4002.1 480048 Ø 254/255 x 63,5



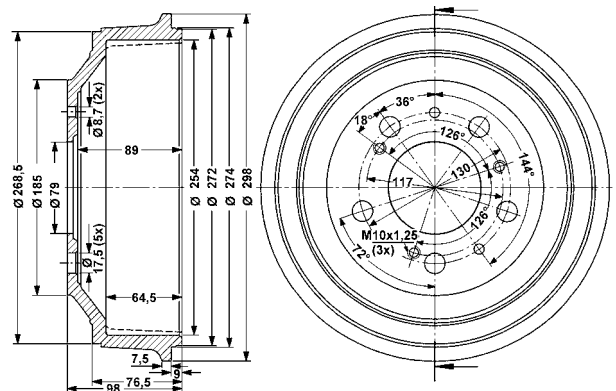
24.0225-4003.1 480049 Ø 254/255 x 65



24.0225-4004.1 480069 Ø 254/256 x 57,5



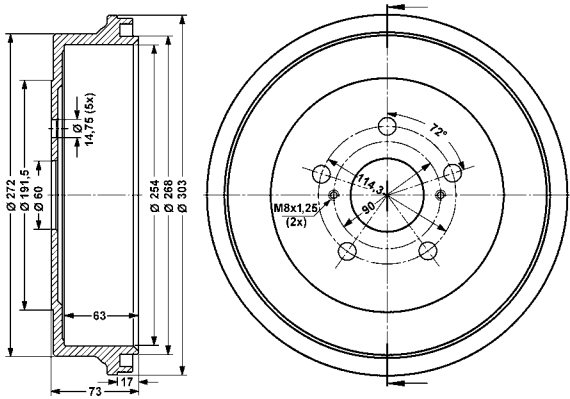
24.0225-4005.1 480070 Ø 254/255,6 x 65



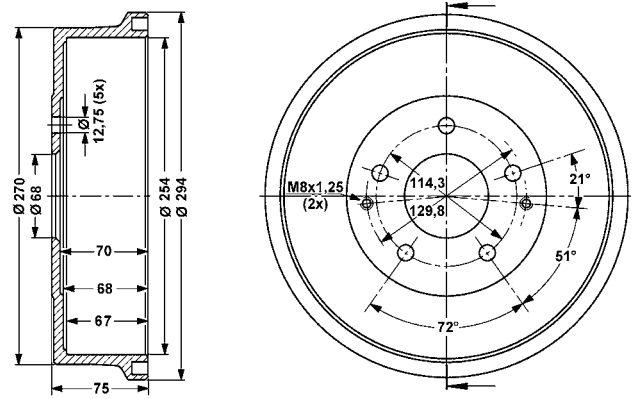
Abbildungen Bremstrommeln

Illustrations brake drums - Illustrazioni tamburi freno - Illustrations Tambours de frein - Ilustraciones tambores de freno

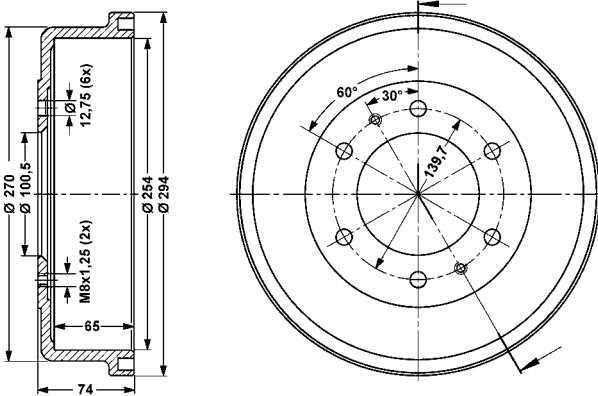
24.0225-4010.1 480126 Ø 254/256 x 63



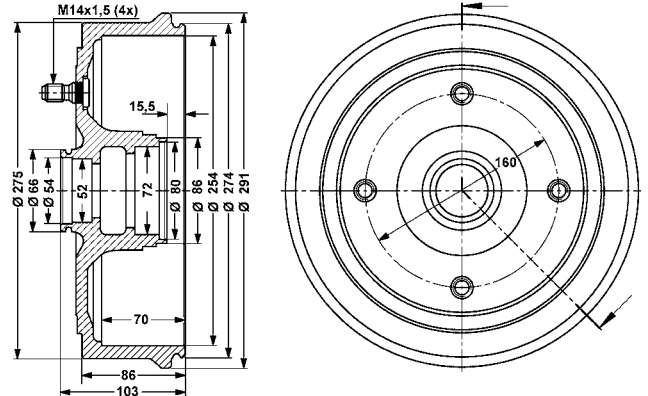
24.0225-4012.1 480153 Ø 254/255,5 x 67



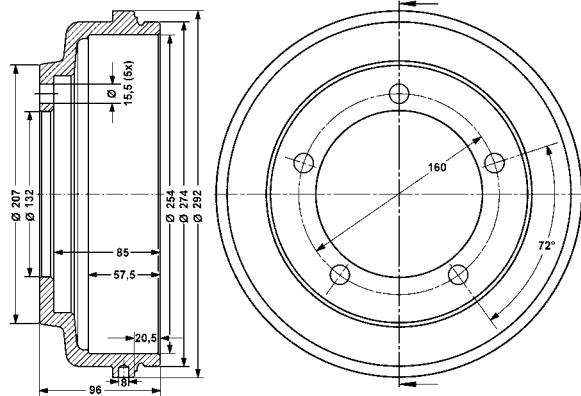
24.0225-4014.1 480155 Ø 254/255,5 x 65



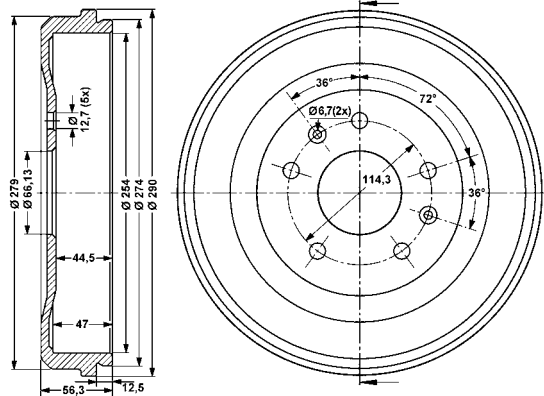
24.0225-4015.2 480178 Ø 254/254,8 x 70



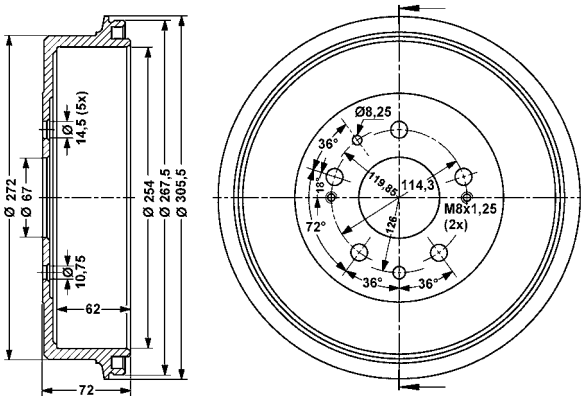
24.0225-4016.1 480171 Ø 254/256 x 57,5



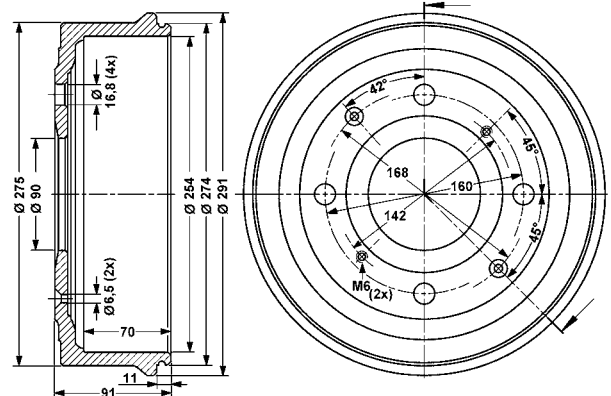
24.0225-4017.1 480182 Ø 254/255,5 x 47



24.0225-4018.1 480197 Ø 254/256 x 62



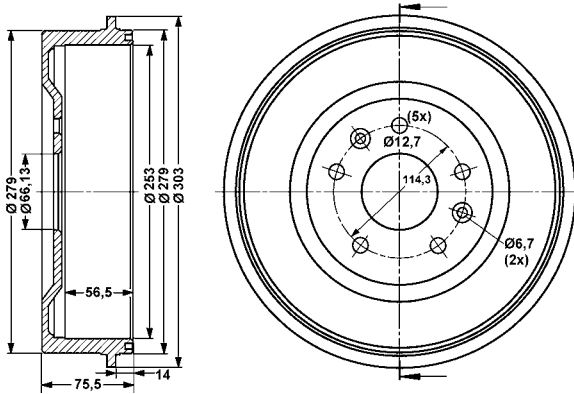
24.0225-4019.1 480305 Ø 254/254,8 x 70



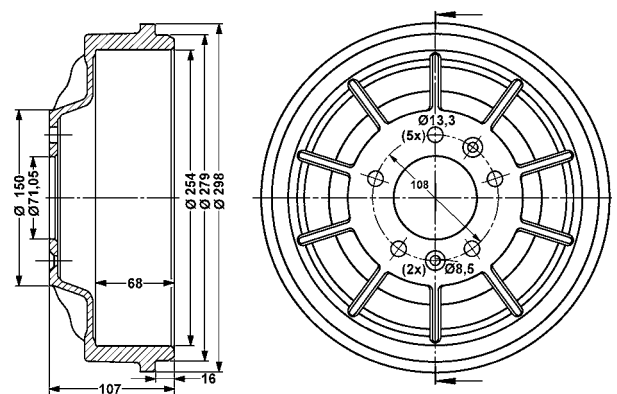
Abbildungen Bremstrommeln

Illustrations brake drums - Illustrazioni tamburi freno - Illustrations Tambours de frein - Ilustraciones tambores de freno

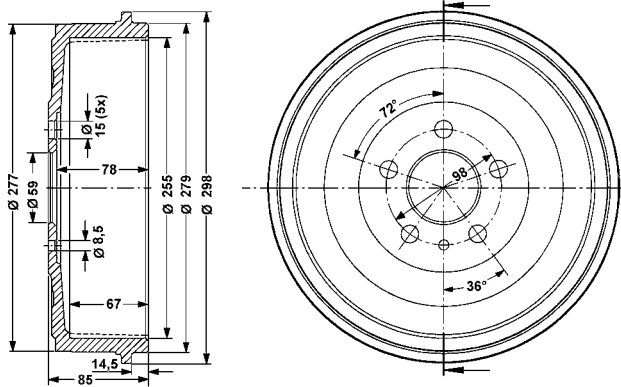
24.0225-4020.1 480310 Ø 254/255,5 x 56,5



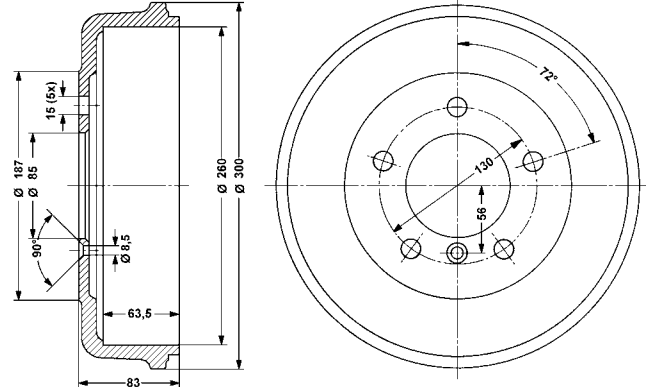
24.0225-4021.1 480311 Ø 254/256,2 x 68



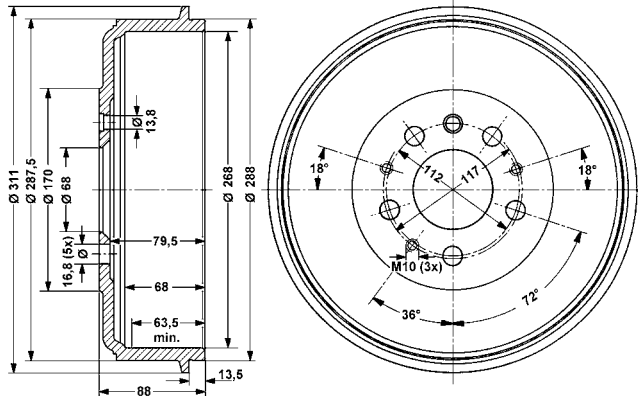
24.0225-5003.1 480066 Ø 255/256 x 67



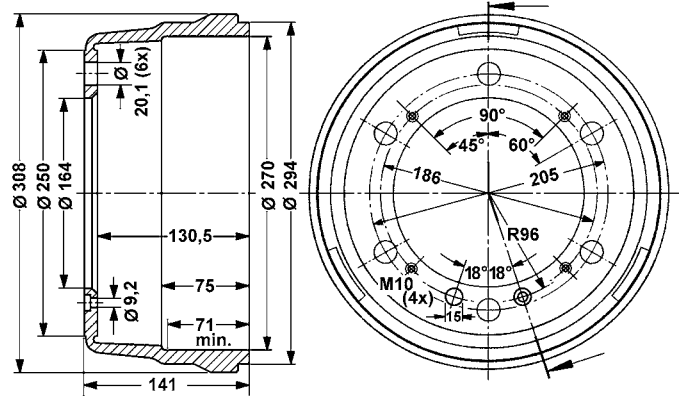
24.0226-0001.1 480050 Ø 260/261 x 63,5



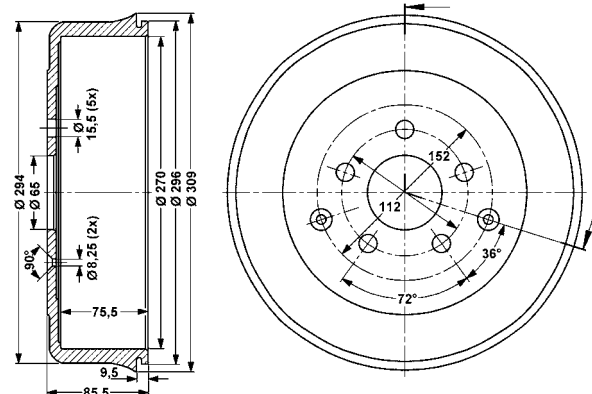
24.0226-8001.1 480051 Ø 268/269,5 x 63,5



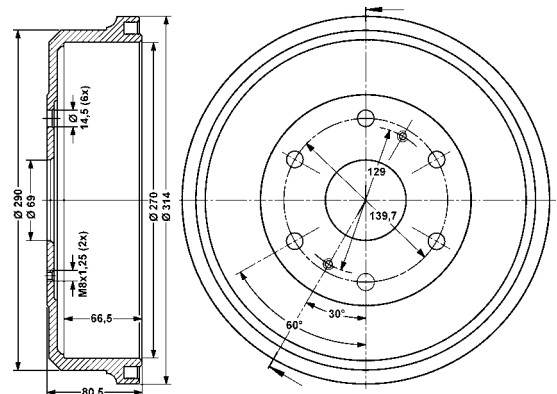
24.0227-0001.1 480052 Ø 270/271,5 x 71



24.0227-0003.1 480145 Ø 270/271,5 x 75,5



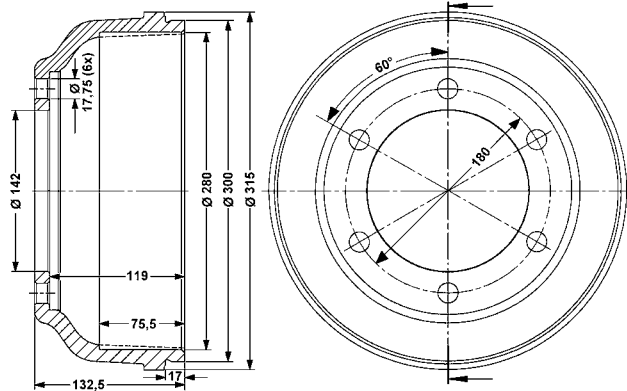
24.0227-0004.1 480303 Ø 270/272 x 66,5



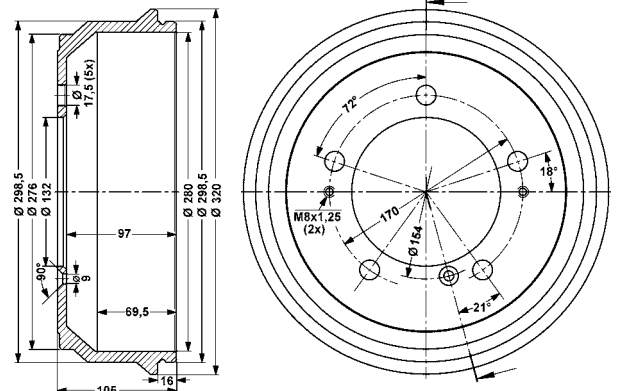
Abbildungen Bremstrommeln

Illustrations brake drums - Illustrazioni tamburi freno - Illustrations Tambours de frein - Ilustraciones tambores de freno

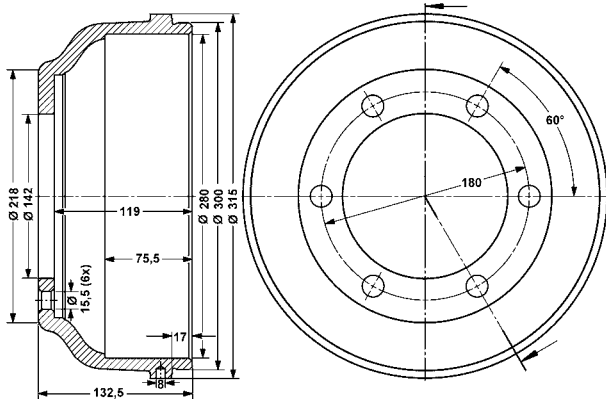
24.0228-0001.1 480068 Ø 280/282 x 75,5



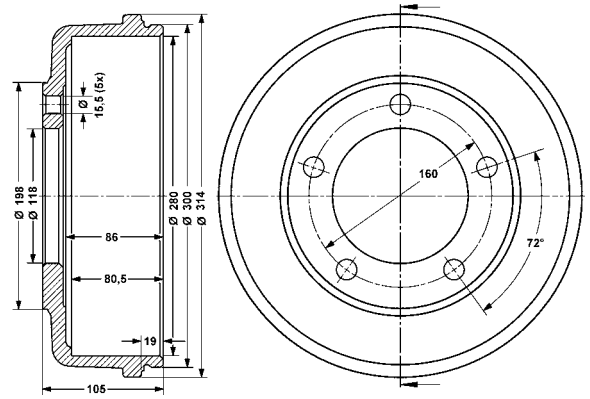
24.0228-0002.1 480159 Ø 280/282 x 69,5



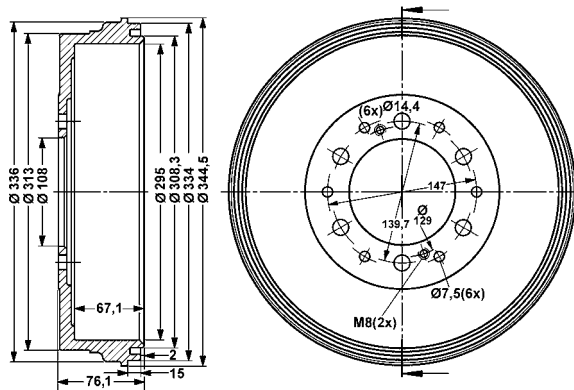
24.0228-0003.1 480172 Ø 280/282 x 75,5



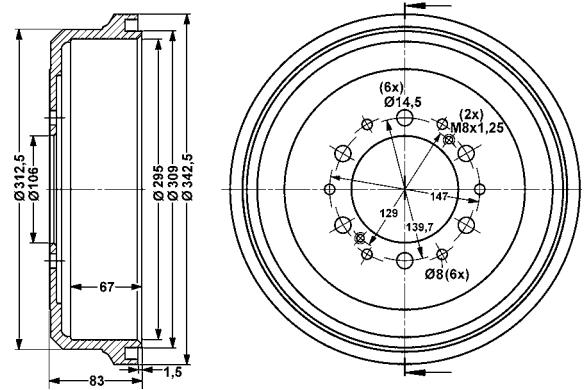
24.0228-0004.1 480173 Ø 280/282 x 80,5



24.0229-5003.1 480306 Ø 295/297 x 67



24.0229-5004.1 480312 Ø 295/297 x 67



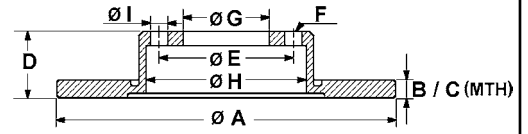


- Ⓓ Abmessungen Bremsscheiben
- Ⓔ Dimensions brake discs
- Ⓕ Dimensions Disques de frein
- Ⓖ Misura dischi freno
- Ⓔ Medidas disco de freno
- Ⓖ Afmetingen remschijven
- Ⓓ Mål på bremseskiver
- Ⓔ Dimensioner bromsskivor
- Ⓖ Féktárcsák méretei
- Ⓓ Dimensões dos discos dos travões
- Ⓖ Размеры тормозных дисков
- Ⓓ Rozměry brzdových kotoučů
- Ⓓ Wymiary tarcz hamulcowych
- Ⓖ ϕιαστάσεις δίσκων φρένων
- Ⓓ Fren disk ölçümleri
- Ⓓ 制动盘测湏
- Ⓓ 寸法 ブレーキディスク
- Ⓓ مقاييس أقراص المكابح

Abmessungen Bremsscheiben

Dimensions brake discs - Misure dischi freno -

Dimensions Disques de frein - Medidas disco de freno



S Fixierschraube - fixing screw - vite di riparazione - vis de fixation - tornillo quefija

B beschichtet - coated - rivestito - revêtu - recubierto

HC hochgekohlt - high carbon - ad alto tenore di carbonio - à haute teneur en carbone - altamente carbonizado

L legiert - alloyed - alligato/legato - allié - aleado

V ventiliert - ventilated - ventilato - ventilé - ventilado

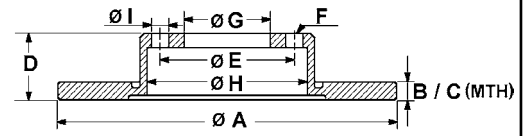
● gelocht - perforated - perforato - poinçonné - perforado

		S	B	HC	L	V	A	B	C	D	E	F	G	H	I	OE	#
24.0107-0100.1	407100						244,0	7,0	6,3	47,0	108,0	6	86,7	128,0	9,5	CITROEN	95 599 322
24.0107-0104.1	407104						178,0	7,0	6,3	14,5	63,0	4	45,6	85,5	9,4	CITROEN	2G 5 448 826 V 5 448 826
24.0107-0105.2	407105						224,0	7,0	5,0	56,5	108,0	4	71,0	133,0	13,0	CITROEN	95 582 061 95 661 849
24.0107-0108.1	407108						234,0	7,0	6,0	39,5	100,0	4	68,0	140,0	12,8	NISSAN	43206-58Y01
24.0107-0109.1	407109						240,0	7,0	6,0	41,0	100,0	4	61,0	140,0	12,6	NISSAN	43206-5F001
24.0108-0100.1	408100						239,0	8,0	7,0	44,0	100,0	4	65,0	124,5	12,9	AUDI/VW	861 615 301 B
24.0108-0104.1	408104	S	B				238,0	8,2	7,0	41,0	100,0	4	61,0	129,5	12,4	RENAULT	77 01 204 285
24.0108-0105.1	408105						247,5	8,0	6,5	20,3	108,0	4	71,0	133,0	13,0	PEUGEOT	4246 H0
24.0108-0106.1	408106	S	B				247,0	8,0	6,0	25,3	108,0	4	71,1	133,5	13,0	CITROEN	4249 F5
																PEUGEOT	4249 F5
24.0108-0107.1	408107	S	B				238,0	8,0	6,0	29,0	98,0	3	57,0	124,5	13,0	CITROEN	95 027 199 95 661 810
																PEUGEOT	4246 G0
24.0108-0108.1	408108		B				238,0	8,0	7,0	74,6	100,0	4	52,0	52,3	M12x1,5	RENAULT	77 00 780 077 77 00 780 078 77 00 829 553 77 01 204 293 77 01 204 294 77 01 204 523 77 01 204 901
24.0108-0109.1	408109						238,0	8,0	7,0	74,6	100,0	4	52,0	52,3	M12x1,5	RENAULT	77 00 805 006 77 00 805 148 77 01 204 302 77 01 204 303
24.0108-0111.1	408111		B				258,0	8,0	7,0	55,3	112,0	5	67,0	164,0	13,0	MERCEDES BENZ	168 423 02 12
24.0108-0113.1	408113	S	B				258,0	8,0	7,0	57,3	112,0	5	67,0	164,0	15,0	MERCEDES BENZ	169 423 09 12
24.0108-0114.2	408114		B				240,0	8,0	7,0	80,6	100,0	4	52,3	55,0	M12x1,5	RENAULT	77 01 207 823 86 60 001 811 86 71 018 106
24.0108-0116.2	408116		B				260,0	8,0	7,0	86,2	114,3	5	52,3	55,0	M12x1,5	RENAULT	43 20 015 39R 43 20 075 95R
24.0108-0118.2	408118		B				260,0	8,0	7,0	86,2	114,3	5	52,3	62,0	M12x1,5	RENAULT	43 20 065 06R 43 20 075 56R
24.0109-0100.2	409100		B				249,0	9,0	7,0	69,2	108,0	4	56,0	62,0	M12x1,25	CITROEN	4249 32
																PEUGEOT	4249 19 4249 32
24.0109-0101.1	409101						267,0	9,4	7,5	65,3	108,0	4	70,0	160,0	12,8	ALFA ROMEO	60516948
24.0109-0103.1	409103		B				278,0	9,0	7,3	58,5	112,0	5	67,0	164,0	15,0	MERCEDES BENZ	129 423 00 12
24.0109-0108.1	409108						244,5	9,0	7,0	43,8	86,0	3	62,0	109,0	10,0	CITROEN	75 485 825
24.0109-0111.1	409111	S	B				239,0	9,0	8,0	47,6	100,0	4	61,0	155,0	13,0	HONDA	42510-SR3-A11 42510-SR3-J00
24.0109-0114.1	409114	S	B				278,0	9,0	7,3	55,5	112,0	5	67,0	164,0	13,2	CHRYSLER	0 5098 066AA
																MERCEDES BENZ	203 423 01 12 210 423 01 12 210 423 04 12 210 423 09 12
24.0109-0120.1	409120	S	B				258,0	9,0	7,3	55,5	112,0	5	67,0	164,0	12,8	MERCEDES BENZ	202 423 00 12
24.0109-0121.2	409121						224,0	9,0	8,0	63,2	108,0	5	71,0	135,0	13,0	CITROEN	4246 T3 95 661 814
24.0109-0122.1	409122		B				224,0	9,0	7,0	57,5	108,0	4	71,1	132,7	13,0	CITROEN	95 667 811
24.0109-0123.1	409123	S	B				230,0	9,0	7,0	40,6	100,0	5	65,0	125,8	15,6	AUDI/SEAT/SKODA/VW	1J0 615 601 C 1J0 615 601 P
24.0109-0124.1	409124		B				232,0	9,0	7,0	39,5	100,0	4	65,0	125,0	13,6	SEAT/VW	6N0 615 601 A 6N0 615 601 B
24.0109-0125.1	409125						228,0	9,0	8,0	39,5	100,0	4	60,0	127,0	13,5	VOLVO	3432618 3450386
24.0109-0127.1	409127						231,0	9,0	8,0	34,5	100,0	4	65,0	125,0	13,0	MAZDA	B4Y2-26-251C
24.0109-0128.1	409128						242,0	9,0	8,0	36,4	100,0	4	54,0	130,9	14,5	TOYOTA	42431-12090 42431-12120
24.0109-0129.1	409129						258,0	9,0	8,0	44,5	114,3	4	68,0	154,0	12,8	NISSAN	43206-42R05
24.0109-0130.1	409130						258,0	9,0	7,5	43,5	108,0	4	68,0	160,7	15,5	SAAB	8970717
24.0109-0131.1	409131		B				251,0	9,0	8,0	34,5	100,0	4	55,0	125,0	13,0	MAZDA	BB4C-26-251C BR74-26-251A
24.0109-0132.1	409132						282,0	9,0	7,5	61,0	114,3	5	70,0	170,0	12,6	HONDA	42510-SP0-000 42510-SX0-000
24.0109-0133.1	409133	S	B				239,0	8,9	7,0	33,4	100,0	5	65,0	132,5	15,8	AUDI/VW/SKODA	1J0 615 601 D
24.0109-0136.1	409136		B	HC			280,0	9,0	8,0	38,0	112,0	3	58,0	153,5	12,5	SMART	000 4341 V002 000000

Abmessungen Bremsscheiben

Dimensions brake discs - Misure dischi freno -

Dimensions Disques de frein - Medidas disco de freno



S Fixierschraube - fixing screw - vite di riparazione - vis de fixation - tornillo quejija

B beschichtet - coated - rivestito - revêtu - recubierto

HC hochgekohlt - high carbon - ad alto tenore di carbonio - à haute teneur en carbone - altamente carbonizado

L legiert - alloyed - alligato/legato - allié - aleado

V ventiliert - ventilated - ventilato - ventilé - ventilado

● gelocht - perforated - perforato - poinçonné - perforado

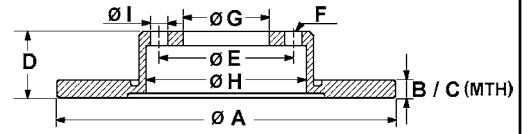
		S	B	HC	L	V	A	B	C	D	E	F	G	H	I	OE	#
24.0109-0137.1	409137	S	B				247,0	9,0	8,0	35,0	108,0	4	71,1	133,0	13,0	CITROEN	4246 X8 4259 53 4249 90
																PEUGEOT	4246 W9 4259 52 4249 90
24.0109-0138.1	409138		B				258,0	9,0	8,0	55,5	100,0	4	55,0	172,0	14,5	TOYOTA	42431-02070
24.0109-0139.1	409139		B				269,0	9,0	8,0	56,0	100,0	4	55,0	173,0	14,5	TOYOTA	42431-12250 42431-52050 42431-47020
24.0109-0140.1	409140		B				279,0	9,0	8,0	55,5	100,0	4	55,0	172,0	14,5	TOYOTA	42431-02080 42431-02081
24.0109-0141.1	409141	S					260,0	9,0	8,0	42,3	114,3	4	64,1	157,0	12,6	HONDA	42510-S30-900
24.0109-0142.1	409142		B				278,0	9,0	7,0	24,7	100,0	4	55,0	147,0	14,3	DAIHATSU	42431-0D060
																TOYOTA	42431-0D060
24.0109-0143.1	409143	S					260,0	9,0	8,0	48,2	100,0	4	61,0	156,0	13,0	HONDA	42510-S5A-A00
24.0109-0144.1	409144		S				282,0	9,0	8,0	58,3	114,3	5	64,1	170,0	12,5	HONDA	42510-S9A-N00
24.0109-0145.1	409145		S				260,0	9,0	8,0	48,1	114,3	4	64,1	157,0	12,6	HONDA	42510-S84-A50
24.0109-0146.1	409146		B				270,0	9,0	7,3	53,3	100,0	5	57,5	172,0	14,5	CHRYSLER	4509 553 4509 553AB 4509 553AC
24.0109-0147.1	409147						258,0	9,0	8,0	46,5	114,3	5	68,0	154,0	12,5	NISSAN	43206-74F00
24.0109-0148.1	409148						269,0	9,0	8,0	65,0	100,0	5	55,0	170,0	14,5	TOYOTA	42431-20360
24.0109-0150.2	409150		B				249,0	9,0	8,0	67,1	108,0	4	55,9	60,0	M12x1,25	CITROEN	4246 Z9 4249 34 4246 Z9
																PEUGEOT	4246 Z9
24.0109-0151.1	409151	S	B				304,5	9,0	7,5	61,0	114,3	5	64,1	200,0	12,8	HONDA	42510-SCA-E50
24.0109-0152.1	409152		B				303,0	9,0	8,0	62,1	114,3	5	62,0	190,0	14,5	TOYOTA	42431-42041
24.0109-0154.1	409154	S	B				278,0	9,0	7,3	57,5	112,0	5	67,0	164,0	15,0	MERCEDES BENZ	000 423 13 12
24.0109-0155.1	409155		B				259,0	9,0	7,5	30,5	114,3	5	62,0	156,0	14,8	TOYOTA	42431-02190 42431-12260
24.0109-0156.1	409156		B				259,0	9,0	7,5	30,0	100,0	4	55,0	156,0	14,5	ASTON MARTIN	42431-52080
																TOYOTA	42431-52080
24.0109-0157.1	409157		B				291,5	9,0	8,0	62,0	114,3	5	68,0	172,0	12,7	NISSAN	43206-JD00A
24.0109-0158.1	409158	S	B				260,0	9,0	8,0	42,2	114,3	5	64,2	140,5	12,6	HONDA	42510-SMG-E20 42510-SNA-A00
24.0109-0159.1	409159		B				266,0	9,0	8,0	36,2	100,0	4	55,0	131,0	14,5	TOYOTA	42431-12150 42431-12170
24.0109-0160.1	409160		B				278,0	9,0	8,0	43,1	114,3	5	62,0	169,0	12,7	SUZUKI	55611-80J10
24.0109-0161.1	409161		B				282,0	9,0	7,5	61,1	114,3	5	64,2	170,0	12,6	HONDA	42510-SZ3-J00
24.0109-0162.1	409162	S	B				260,0	9,0	8,0	31,1	100,0	4	61,0	142,4	12,6	HONDA	42510-TM8-G00
24.0109-0163.1	409163		B				259,0	9,0	7,5	30,2	100,0	5	55,0	156,2	14,5	SUBARU	4243112310
																TOYOTA	42431-12310
24.0109-0166.1	409166		B				292,0	9,0	8,0	62,0	114,3	4	68,0	172,0	12,5	NISSAN	43206-EM10A
24.0109-0167.1	409167		B				278,0	9,0	8,0	43,2	114,3	5	62,0	169,0	14,0	FIAT	71768089
																SUZUKI	55611-55L00 55611-80J01
24.0109-0169.1	409169	S	B				282,0	9,0	8,0	48,7	114,3	5	64,2	157,0	12,5	HONDA	42510-TA0-A01
24.0109-0170.1	409170		B				259,0	9,0	7,5	40,8	100,0	5	55,0	156,0	16,5	TOYOTA	42431-52150
24.0109-0171.2	409171		B				249,0	9,0	8,0	73,2	108,0	4	56,0	62,0	M12x1,25	CITROEN/PEUGEOT	4249 66
24.0109-0173.1	409173	S	B	HC			276,0	9,0	7,3	44,0	112,0	5	67,0	153,0	15,0	MERCEDES BENZ	246 423 04 12
24.0109-0709.1	409709		S				260,0	9,0	8,0	48,1	114,3	5	64,1	157,0	12,6	HONDA	42510-S87-A00
24.0109-0711.1	409711		B				269,0	9,0	7,5	56,0	100,0	5	55,0	173,0	14,5	TOYOTA	42431-20420 42431-47030
24.0110-0109.1	410109						240,0	10,0	8,4	58,5	80,0	4	63,0	106,0	10,2	BMW	34 11 1 117 422
24.0110-0110.1	410110						272,0	9,5	7,9	61,5	120,0	5	75,0	160,0	14,5	BMW	34 21 1 163 132
24.0110-0111.1	410111		B				226,0	10,0	8,0	71,2	100,0	4	39,8	121,4	M12x1,5	SEAT/VW	357 615 601
24.0110-0115.1	410115		B				253,0	10,2	8,9	33,0	108,0	4	63,5	155,0	13,7	VOLKSWAGEN	6N0 615 601
																FORD	1514237 1756882 1780880 4083484 5022666 5030658 95GJ-2A315-EC C1BC-2A315-AA
24.0110-0116.1	410116		B				245,0	10,0	8,0	46,5	112,0	5	68,0	135,5	15,4	AUDI	443 615 601 B
24.0110-0117.1	410117	S	B	HC			300,0	10,0	8,4	61,0	120,0	5	75,0	180,0	14,5	BMW	34 21 1 162 305
24.0110-0118.1	410118		B	HC			300,0	9,9	8,4	67,9	120,0	5	75,0	180,0	14,5	BMW	34 21 1 165 259
24.0110-0136.1	410136						215,0	10,0	8,0	33,0	102,0	4	86,0	106,0	M10x1,25	SUZUKI	55511-82001
24.0110-0139.1	410139						228,0	10,0	9,0	38,5	99,0	6	83,0	102,5	M8	RENAULT	77 01 466 540
24.0110-0142.1	410142						278,0	9,5	8,0	83,8	130,0	4	39,8	160,0	M14x1,5	VOLKSWAGEN	113 407 075 311 405 583 A
24.0110-0144.1	410144						261,0	9,9	8,0	82,1	100,0	4	39,8	160,0	M12x1,5	OPEL/VAUXHALL	5 69 204/90348319



Abmessungen Bremsscheiben

Dimensions brake discs - Misure dischi freno -

Dimensions Disques de frein - Medidas disco de freno



S Fixierschraube - fixing screw - vite di riparazione - vis de fixation - tornillo quefija

B beschichtet - coated - rivestito - revêtu - recubierto

HC hochgekohlt - high carbon - ad alto tenore di carbonio - à haute teneur en carbone - altamente carbonizado

L legiert - alloyed - alligato/legato - allié - aleado

V ventiliert - ventilated - ventilato - ventilé - ventilado

● gelocht - perforated - perforato - poinçonné - perforado

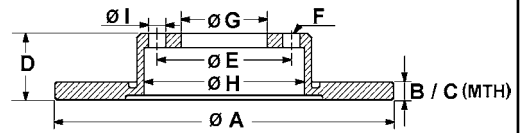
		S	B	H	C	L	V	A	B	C	D	E	F	G	H	I	OE - #	
24.0110-0147.1	410147							280,0	10,0	8,4	68,1	120,0	5	75,0	160,0	14,5	BMW	34 21 1 165 255
24.0110-0148.1	410148							221,0	10,0	8,7	42,0	108,0	4	72,0	131,0	13,4	FORD	1575877 5022650 5022651 6119634
24.0110-0150.1	410150		B					258,0	10,0	8,4	60,0	100,0	4	62,0	160,8	14,5	BMW	34 21 6 755 407
24.0110-0151.1	410151	S	B					239,0	10,0	8,0	38,9	100,0	4	65,0	124,5	13,6	AUDI/SEAT/VW	811 615 301
24.0110-0152.1	410152	S						236,0	10,0	7,0	41,0	100,0	4/6	60,0	123,0	14,0	OPEL/VAUXHALL	5 69 028/90008003
24.0110-0154.1	410154							245,0	10,0	8,0	59,5	112,0	5	68,0	135,8	15,4	AUDI	437 615 601
24.0110-0166.1	410166							250,0	9,9	8,0	21,0	80,0	6	62,0	134,0	8,5	ALFA ROMEO	60526121
24.0110-0174.1	410174							284,0	10,0	8,4	61,0	120,0	5	75,0	180,0	14,5	BMW	34 21 1 162 968
24.0110-0176.1	410176							284,0	10,0	8,4	68,0	120,0	5	75,0	180,0	14,5	BMW	34 21 1 163 150
24.0110-0178.1	410178		B					245,0	10,0	8,0	59,5	108,0	4	68,0	135,8	15,4	AUDI	443 615 601
24.0110-0179.1	410179							250,0	9,9	8,0	21,0	80,0	6	62,0	134,0	10,5	ALFA ROMEO	60533971
24.0110-0181.1	410181							259,0	10,0	8,0	72,0	114,3	5	48,0	58,0	12,5	FORD MAZDA	E92Z2C026A GJ25-26-251 GJ25-26-251A GJ25-26-251B GW55-26-251
24.0110-0182.1	410182		B					245,0	10,0	8,0	40,1	108,0	4	68,0	135,5	15,4	AUDI	8A0 615 601
24.0110-0183.1	410183							266,0	10,0	8,0	27,0	108,0	4	66,0	133,2	13,0	CITROEN PEUGEOT	95 661 746 4246 A9
24.0110-0185.1	410185	S	B					279,0	10,0	8,3	71,7	112,0	5	67,0	160,0	15,0	MERCEDES BENZ	126 423 00 12
24.0110-0186.1	410186							252,7	10,2	8,9	33,0	112,0	5	63,5	155,0	13,7	FORD	5027464 5027465
24.0110-0187.1	410187	S	B					247,0	10,0	9,0	34,2	108,0	4	66,0	133,0	13,0	CITROEN PEUGEOT	95 661 748 4246 A5 4249 95
24.0110-0189.1	410189		B					281,0	9,6	8,4	73,2	108,0	5	68,0	160,0	16,5	VOLVO	270736
24.0110-0190.1	410190		B					251,5	10,0	9,0	50,7	98,0	4	59,0	127,5	13,0	ALFA/FIAT/LANCIA	46758715 46831042 82434070 71738913
24.0110-0191.1	410191		B					270,0	10,0	8,0	67,0	110,0	5	65,5	160,0	14,0	OPEL/VAUXHALL	5 69 101/90272328
24.0110-0192.1	410192							289,8	10,0	9,0	46,0	140,0	5	107,0	177,0	13,0	SUZUKI	55211-80000
24.0110-0193.1	410193							239,5	10,2	8,7	58,1	108,0	4	63,5	136,0	13,7	FORD	5022947 5024744
24.0110-0196.1	410196		B					239,7	10,0	8,0	43,0	108,0	4	63,6	136,0	13,8	FORD	5022652 5022653
24.0110-0197.1	410197							238,0	10,0	9,0	29,0	98,0	3	57,0	124,3	12,8	CITROEN	95 638 635 95 661 848
24.0110-0198.1	410198							258,0	10,0	9,0	29,0	98,0	3	57,0	124,3	13,0	CITROEN	95 669 226
24.0110-0199.1	410199							247,0	10,0	8,0	34,3	108,0	4	71,0	133,0	13,0	PEUGEOT	4246 G9
24.0110-0200.1	410200							245,0	10,0	8,0	65,5	108,0	4	68,0	135,5	15,4	AUDI	443 615 601 E
24.0110-0201.1	410201		B					245,0	10,0	8,0	64,2	112,0	5	68,0	135,5	15,4	AUDI/SKODA/VW	4A0 615 601 A
24.0110-0202.1	410202	S	B	HC				280,0	10,0	8,4	60,0	120,0	5	75,0	160,8	14,5	BMW	34 21 1 165 457 34 21 6 864 051
24.0110-0203.1	410203		B					226,0	10,0	8,0	71,2	100,0	5	39,8	50,2	M14x1,5	SEAT/VW	357 615 601 B
24.0110-0204.1	410204		B					260,0	10,0	8,0	69,2	100,0	4	57,0	160,0	14,0	OPEL/VAUXHALL	5 69 206/90421872
24.0110-0205.1	410205		B					270,0	9,9	8,0	77,0	100,0	4	57,0	160,0	14,0	OPEL/VAUXHALL	5 69 102/90297932
24.0110-0206.1	410206							265,0	10,0	8,0	53,0	108,0	5	68,0	160,0	16,0	VOLVO	1359290
24.0110-0207.1	410207							245,0	10,0	8,0	46,5	108,0	4	68,0	135,5	15,4	AUDI	443 615 601 A
24.0110-0208.1	410208							247,0	10,0	9,0	32,5	98,0	3	57,0	124,5	13,0	CITROEN	95 661 811 96 047 276
24.0110-0209.1	410209		B					251,4	10,0	9,0	50,5	98,0	5	59,0	127,5	13,0	ALFA/FIAT/LANCIA	7789267 60569164 60653479 71738912 60801787 82439939 82440275
24.0110-0210.1	410210		B					245,0	10,0	8,0	83,6	112,0	5	45,2	135,5	M14x1,5	AUDI	8D0 615 601 B
24.0110-0211.1	410211	S	B	HC				272,0	10,0	8,4	78,0	120,0	5	75,0	160,8	14,5	BMW	34 21 6 758 552 34 21 6 758 553
24.0110-0212.1	410212	S	B					238,5	10,0	8,0	48,1	100,0	4	61,0	154,5	13,0	HONDA	42510-SE0-010 42510-SH3-G00 42510-SK3-305 42510-SK3-E00
24.0110-0213.1	410213							270,0	10,0	8,6	62,6	108,0	4	63,5	180,0	13,7	FORD	5025951
24.0110-0214.1	410214		B					295,0	9,6	8,4	72,0	108,0	5	68,0	178,0	14,5	VOLVO	271794
24.0110-0215.1	410215		B					258,0	10,0	9,0	45,0	114,3	4	68,0	154,0	12,6	NISSAN	43206-99J01
24.0110-0216.1	410216							295,0	9,6	8,4	72,0	108,0	4	68,0	178,0	14,5	VOLVO	271497



Abmessungen Bremsscheiben

Dimensions brake discs - Misure dischi freno -

Dimensions Disques de frein - Medidas disco de freno



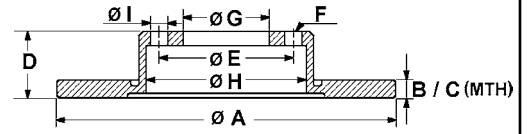
S Fixierschraube - fixing screw - vite di riparazione - vis de fixation - tornillo quefija
 B beschichtet - coated - rivestito - revêtu - recubierto
 HC hochgekohlt - high carbon - ad alto tenore di carbonio - à haute teneur en carbone - altamente carbonizado
 L legiert - alloyed - alligato/legato - allié - aleado
 V ventiliert - ventilated - ventilato - ventilé - ventilado
 ● gelocht - perforated - perforato - poinçonné - perforado

		S	B	HC	L	V	A	B	C	D	E	F	G	H	I	OE	#
24.0110-0217.1	410217	S	B				290,0	10,0	8,3	55,5	112,0	5	67,0	164,0	13,3	MERCEDES BENZ	210 423 10 12
24.0110-0218.1	410218	B	B				295,0	10,0	8,0	56,0	98,0	5	59,0	180,0	15,0	CITROEN	4246 J6
24.0110-0219.1	410219	B	B				265,0	10,5	9,5	44,3	100,0	4	66,0	149,6	13,5	FIAT/LANCIA	9566928380
24.0110-0220.1	410220	B	B				265,0	10,5	9,5	44,3	108,0	5	66,0	149,6	14,5	PEUGEOT	4246 J5
24.0110-0223.1	410223	S	B				268,0	10,0	8,0	45,8	112,0	5	68,2	154,5	16,8	RENAULT	77 01 205 844
24.0110-0224.1	410224	B	B				245,0	10,0	8,0	48,0	112,0	5	68,0	135,5	15,4	FORD	86 71 005 980
24.0110-0225.1	410225	S	B				270,0	10,0	8,0	69,3	100,0	4	57,0	160,0	14,0	SEAT/VW	77 01 205 845
24.0110-0226.1	410226	S	B				286,0	10,0	8,0	69,3	110,0	5	65,5	160,0	14,0	AUDI/VW	86 71 005 979
24.0110-0227.1	410227	S	B	HC			298,0	10,0	8,4	61,0	120,0	5	75,0	185,0	14,5	FORD	1001094
24.0110-0228.1	410228	S	B	HC	L		280,0	10,0	8,0	65,2	112,0	5	67,0	178,0	15,0	SEAT/VW	1045995
24.0110-0229.1	410229	B	B				260,0	10,0	8,4	41,0	114,3	4	90,0	154,0	12,6	SEAT/VW	7M0 615 601 C
24.0110-0230.1	410230	B	B				290,5	10,0	8,0	60,0	108,0	4	71,0	185,0	13,0	AUDI/VW	8D0 615 601 A
24.0110-0231.1	410231	B	B				290,0	10,0	8,0	40,0	108,0	5	71,0	185,0	13,0	AUDI/VW	8E0 615 601 A
24.0110-0232.1	410232	S	B				239,0	9,9	8,0	33,6	100,0	4	65,0	125,0	13,8	SAAB	5 69 209/90512909
24.0110-0233.1	410233	S	B				260,0	10,0	8,0	48,7	114,3	4	64,1	155,0	12,8	OPEL/VAUXHALL	5 69 210/90512910
24.0110-0234.1	410234	B	B				261,0	10,0	8,0	40,0	114,3	5	72,0	142,5	13,0	OPEL/VAUXHALL	4565693
24.0110-0235.1	410235	B	B				211,0	10,0	9,0	35,0	88,0	4	70,0	98,0	M10x1,25	BMW	5391578
24.0110-0237.1	410237	B	B				266,0	10,0	8,5	65,8	100,0	5	58,0	170,0	12,8	BMW	34 21 1 163 835
24.0110-0238.1	410238	B	B				265,0	10,0	8,4	49,0	114,3	4	90,0	154,0	12,6	MERCEDES BENZ	34 21 6 767 049
24.0110-0239.1	410239	B	B				213,5	9,6	8,6	61,2	73,0	4	55,6	85,0	3/8"	MERCEDES BENZ	638 423 01 12
24.0110-0240.1	410240	B	B				262,0	10,0	8,4	60,1	114,3	4	90,0	168,0	12,6	MITSUBISHI	MR249356
24.0110-0241.1	410241	B	B				269,0	10,0	9,0	64,5	100,0	5	54,0	188,5	14,5	MITSUBISHI	MR913846
24.0110-0242.1	410242	B	B				290,0	10,0	8,0	46,2	139,5	5	107,0	182,5	13,0	VOLVO	30872940
24.0110-0243.1	410243	B	B				265,0	10,0	8,4	49,0	114,3	5	90,0	154,0	12,6	PEUGEOT	4246 L7
24.0110-0244.1	410244	B	B				258,0	10,0	9,0	45,0	114,3	5	68,0	154,0	12,6	PEUGEOT	4246 T6
24.0110-0249.1	410249	B	B				260,0	10,0	8,0	69,2	110,0	5	65,5	160,0	14,3	PEUGEOT	4246 T7
24.0110-0250.1	410250	S	B				264,0	9,8	8,0	42,0	110,0	5	65,5	145,0	14,0	PEUGEOT	4246 F1
24.0110-0251.1	410251	S	B				240,0	9,8	8,0	42,0	100,0	4	57,0	140,8	14,0	PEUGEOT	4246 K9
24.0110-0253.1	410253	S	B				270,0	10,0	8,0	77,0	110,0	5	65,5	160,1	12,8	SEAT/VW	6N0 615 301
24.0110-0255.1	410255	B	B				260,0	10,0	8,0	43,1	114,3	4	64,1	158,8	12,5	HONDA	42510-SN7-000
24.0110-0256.1	410256	B	B				259,0	10,0	8,0	72,0	114,3	5	47,9	63,9	12,5	HONDA	42510-SV1-A00
24.0110-0258.1	410258	B	B				245,0	10,0	8,0	54,1	112,0	5	68,0	135,5	15,3	ROVER	42510-SV4-A00
24.0110-0259.1	410259	B	B				255,0	10,0	8,0	54,1	112,0	5	68,0	144,5	15,3	FORD	GBD90835
24.0110-0260.1	410260	B	B				255,0	10,0	8,0	48,1	112,0	5	68,0	144,5	15,3	FORD	3415598
24.0110-0261.1	410261	B	B				245,0	10,0	8,0	40,0	112,0	5/9	68,0	135,5	15,3	MAZDA	GA5Y-26-251C
24.0110-0262.1	410262	B	B				300,0	10,0	8,4	95,0	120,0	5	75,0	180,0	14,5	MAZDA	GA5Y-26-251D
24.0110-0263.1	410263	B	B				258,0	10,0	8,4	74,5	100,0	4	62,0	161,0	14,5	MAZDA	GA7Y-26-251
24.0110-0264.1	410264	B	B				258,0	10,0	8,0	40,4	114,3	4	76,0	154,0	12,6	BMW	GA8Y-26-251
24.0110-0266.1	410266	B	B				236,0	10,0	8,4	41,0	100,0	4	64,0	144,0	12,6	BMW	GTyf-26-251C
		B	B				236,0	10,0	8,4	41,0	100,0	4	64,0	144,0	12,6	MITSUBISHI	43512-87216-000
																DAIHATSU	26310AA051
																SUBARU	26700FE010
																SUBARU	26710AC020
																SUBARU	26700FE080
																MITSUBISHI	MB500555
																MITSUBISHI	MB500556
																AUSTIN/ROVER	GBD90806
																MITSUBISHI	MB668083
																MITSUBISHI	MB857978
																TOYOTA	42431-20160
																SUZUKI	55211-60A00
																MITSUBISHI	MB587433
																NISSAN	43206-88E03
																OPEL/VAUXHALL	5 69 105/90509590
																SAAB	4241477
																OPEL/VAUXHALL	5 69 109/9117772
																OPEL/VAUXHALL	5 69 111/9196587
																OPEL/VAUXHALL	5 69 207/90442651
																HONDA	42510-SG9-000
																HONDA	42510-SG9-010
																ROVER	GBD90802
																MAZDA	G311-26-251A
																MAZDA	GM09-26-251B
																AUDI	4B0 615 601
																AUDI	4B0 615 601 A
																AUDI	4B0 615 601 B
																AUDI	8E0 615 601 B
																AUDI	8E0 615 601 P
																BMW	34 21 1 158 576
																BMW	34 21 1 163 145
																HYUNDAI	58411-29310
																MITSUBISHI	MB857763
																MITSUBISHI	MR249357

Abmessungen Bremsscheiben

Dimensions brake discs - Misure dischi freno -

Dimensions Disques de frein - Medidas disco de freno



S Fixierschraube - fixing screw - vite di riparazione - vis de fixation - tornillo quefija
 B beschichtet - coated - rivestito - revêtu - recubierto
 HC hochgekohlt - high carbon - ad alto tenore di carbonio - à haute teneur en carbone - altamente carbonizado
 L legiert - alloyed - alligato/legato - allié - aleado
 V ventiliert - ventilated - ventilato - ventilé - ventilado
 ● gelocht - perforated - perforato - poinçonné - perforado

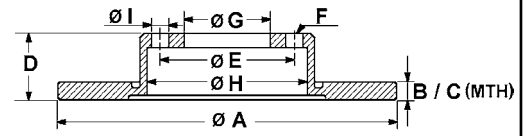
		S	B	HC	L	V	A	B	C	D	E	F	G	H	I	OE - #
24.0110-0267.1	410267						260,0	10,0	8,0	43,2	114,3	4	64,1	159,0	12,6	HONDA 42510-SD4-000 42510-SS0-000 42510-SS0-J00
24.0110-0268.1	410268	B					240,0	10,2	8,2	40,5	100,0	4	57,0	126,0	14,0	OPEL/VAUXHALL 5 69 112/9196592
24.0110-0269.1	410269	B					261,0	10,0	8,0	39,9	100,0	4	55,0	124,3	13,0	MAZDA B26Y-26-251
24.0110-0270.1	410270	B					280,0	10,0	8,0	61,9	100,0	5	64,0	161,0	15,0	ROVER GBD90847 SDB000870 SDB101100
24.0110-0271.1	410271	B					259,0	10,0	8,4	44,1	100,0	4	64,2	163,0	16,0	MINI 34 21 1 503 070 34 21 6 774 987
24.0110-0272.1	410272						290,0	10,0	8,0	51,0	108,0	5	71,0	185,0	13,0	PEUGEOT 4246 V7
24.0110-0273.1	410273	S	B	HC			272,0	10,0	8,4	83,0	120,0	5	75,0	161,0	14,5	BMW 34 21 6 794 298
24.0110-0274.1	410274	S	B				286,0	10,0	8,0	69,0	110,0	5	65,5	160,0	14,0	SAAB 5391537 12763591
24.0110-0275.2	410275						226,0	10,0	8,0	71,5	100,0	4	39,9	121,5	M12x1,5	SEAT/VW VOLKSWAGEN 357 615 601 6N0 615 601
24.0110-0276.2	410276						226,0	10,0	8,0	71,5	100,0	5	39,9	121,5	M14x1,5	SEAT/VW 357 615 601 B
24.0110-0277.1	410277	S	B				253,0	10,0	8,0	51,6	112,0	5/9	65,0	140,0	15,3	AUDI/SEAT/SKODA/VW 1K0 615 601 K 1K0 615 601 AB 5C0 615 601
24.0110-0278.1	410278	S	B				300,0	10,0	8,3	68,3	112,0	5	67,0	180,0	15,3	MERCEDES BENZ 000 423 10 12 211 423 07 12
24.0110-0279.1	410279	S	B				260,0	10,0	8,0	48,7	114,3	5	64,2	157,0	12,6	HONDA 42510-S5T-E00
24.0110-0280.1	410280	S	B				296,0	10,0	8,0	57,7	112,0	5	67,0	186,0	15,0	MERCEDES BENZ 639 423 01 12
24.0110-0281.1	410281						262,0	9,5	8,4	60,1	114,3	5	90,0	168,0	12,6	MITSUBISHI MR493489
24.0110-0282.1	410282						258,0	10,3	8,0	64,7	114,3	5	57,0	168,0	13,0	DAEWOO 96219485
24.0110-0283.1	410283	B					276,0	10,0	9,0	45,7	98,0	5	59,0	138,0	13,2	ALFA ROMEO 46469908 46542702
24.0110-0284.1	410284	B					271,0	10,0	9,0	60,7	100,0	5	55,0	151,0	14,5	TOYOTA 42431-05040
24.0110-0285.1	410285	B					278,0	10,0	9,0	45,0	114,3	5	68,0	154,0	12,5	NISSAN 43206-4U101 43206-4U103
24.0110-0286.1	410286	B					284,0	10,0	8,4	61,0	114,3	5	76,0	190,0	12,6	HYUNDAI 58411-3A300 KIA 58411-3A300
24.0110-0287.1	410287	S	B	HC			280,0	10,0	8,4	75,0	120,0	5	75,0	160,8	14,7	BMW 34 21 6 766 225 34 21 6 794 306
24.0110-0289.1	410289						265,0	10,0	8,0	71,0	108,0	5	68,0	160,1	16,0	VOLVO 271895
24.0110-0290.1	410290	B					276,0	10,0	9,0	51,5	108,0	5	59,0	138,0	14,7	ALFA/LANCIA 82488240 71739570
24.0110-0291.1	410291	S	B				264,0	10,0	8,0	42,0	100,0	4	57,0	145,0	14,0	OPEL/VAUXHALL 5 69 116/93176548
24.0110-0292.1	410292						283,0	10,0	8,0	62,0	108,0	5	68,0	190,0	16,0	VOLVO 272248
24.0110-0293.1	410293	B	HC	L			290,0	10,0	8,3	57,0	112,0	5	67,0	164,0	13,2	MERCEDES BENZ 129 423 04 12
24.0110-0295.1	410295	B					260,0	10,0	8,0	63,7	114,3	4	64,1	155,0	12,7	HONDA 42510-S1A-E10
24.0110-0298.1	410298	B					258,0	10,0	8,0	45,3	114,3	5	76,0	154,0	12,6	HYUNDAI 58411-2C000
24.0110-0299.1	410299						305,0	10,0	8,5	75,2	127,0	5	72,2	194,5	15,5	JEEP 5209 8666
24.0110-0300.1	410300						270,0	10,0	8,0	61,0	100,0	4	57,0	180,0	13,0	KIA 0K20H-26-251
24.0110-0301.1	410301	B					261,0	10,0	8,0	39,9	100,0	4	57,0	142,8	13,0	KIA 0K2AA-26-251B
24.0110-0302.1	410302	B					280,0	10,0	8,0	40,2	114,3	5	72,0	142,0	13,0	MAZDA GF3Y-26-251A GFYY-26-251 N123-26-251 N123-26-251A NF47-26-251
24.0110-0304.1	410304	B					250,0	10,0	8,0	38,6	114,3	4	69,0	147,0	12,6	MITSUBISHI 4605A076 SMART 454 420 00 72
24.0110-0305.1	410305	B					288,0	10,0	8,5	64,9	100,0	5	55,0	170,0	14,5	TOYOTA 42431-20430
24.0110-0307.1	410307						276,0	10,0	8,0	34,9	100,0	4	55,0	125,0	13,0	MAZDA N06Y-26-251B N0YY-26-251B
24.0110-0308.1	410308	S	B				261,0	10,0	8,0	40,0	114,3	4	72,0	142,5	13,0	KIA 0K9AA-26-251 0K9AA-26-251A 0K9AA-26-251B 0K9AA-26-251C
24.0110-0310.1	410310	B					278,0	10,0	9,0	45,0	114,3	4	68,0	154,0	12,6	NISSAN 43206-99J04
24.0110-0311.1	410311	B					280,0	10,0	9,0	56,0	100,0	5	55,0	173,0	14,7	TOYOTA 42431-05030
24.0110-0312.1	410312	B					262,0	10,0	8,4	64,0	100,0	4	62,5	168,0	12,6	HYUNDAI/KIA 58411-1C800
24.0110-0313.1	410313						280,0	10,2	8,9	33,0	108,0	4	63,5	155,0	13,7	FORD 4411312
24.0110-0314.1	410314	S	B	HC			280,0	10,0	8,4	65,5	120,0	5	75,0	160,8	14,5	BMW 34 21 6 855 001
24.0110-0315.1	410315	S	B	HC			296,0	10,4	8,9	65,5	120,0	5	75,0	160,8	14,5	BMW 34 21 4 031 725 34 21 6 764 649 34 21 6 855 002
24.0110-0316.1	410316	B					288,0	10,0	8,5	69,8	114,3	5	62,0	190,0	14,5	LEXUS 42431-48041
24.0110-0317.1	410317						262,0	10,0	8,4	61,0	114,3	4	76,0	168,0	12,8	HYUNDAI 58411-38310 KIA 58411-3C000
24.0110-0318.1	410318	B					262,0	10,0	8,4	61,0	114,3	5	76,0	168,0	12,6	HYUNDAI 58411-39600 KIA 58411-39600



Abmessungen Bremsscheiben

Dimensions brake discs - Misure dischi freno -

Dimensions Disques de frein - Medidas disco de freno



S Fixierschraube - fixing screw - vite di riparazione - vis de fixation - tornillo quejija

B beschichtet - coated - rivestito - revêtu - recubierto

HC hochgekohlt - high carbon - ad alto tenore di carbonio - à haute teneur en carbone - altamente carbonizado

L legiert - alloyed - alligato/legato - allié - aleado

V ventiliert - ventilated - ventilato - ventilé - ventilado

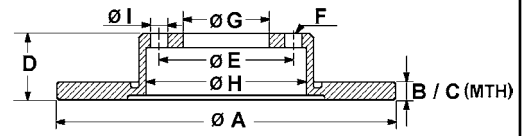
● gelocht - perforated - perforato - poinçonné - perforado

		S	B	HC	L	V	A	B	C	D	E	F	G	H	I	OE - #
24.0110-0319.1	410319						295,0	10,0	8,8	88,0	120,7	5	73,8	180,0	13,4	JAGUAR JLM 10601 JLM 12424 JLM 1830
24.0110-0320.1	410320	B					290,0	10,0	8,5	56,8	114,3	5	62,0	180,0	14,5	TOYOTA 42431-0F010
24.0110-0321.1	410321	B					260,0	10,0	8,0	49,0	114,3	5	64,2	140,4	12,6	HONDA 42510-SEA-E00 42510-SEA-E50
24.0110-0323.1	410323	B					264,0	10,0	8,0	40,5	100,0	4/6	60,0	136,8	14,0	FIAT 55700592 55700593
24.0110-0324.1	410324	B					234,0	10,0	8,0	37,5	100,0	4	62,5	142,0	12,6	OPEL HYUNDAI KIA 58411-0X500 58411-07300 58411-07500
24.0110-0325.2	410325	B					270,0	10,0	9,0	80,7	100,0	4	55,0	52,3	M12x1,5	RENAULT 77 01 207 898 86 71 018 107 86 60 001 812
24.0110-0326.1	410326						260,0	10,0	8,0	48,5	100,0	4	61,0	148,5	12,6	MG SDB000290
24.0110-0328.1	410328	S	B				300,0	10,0	8,3	57,5	112,0	5	67,0	164,0	15,3	MERCEDES BENZ 204 423 15 12
24.0110-0329.1	410329	S	B				302,0	10,0	8,0	61,0	114,3	5	64,1	200,0	12,5	HONDA 42510-SWW-G01 42510-T1G-G01
24.0110-0330.1	410330	B					302,0	10,0	8,4	58,7	114,3	5	80,0	190,0	12,6	CITROEN MITSUBISHI PEUGEOT 4249 F4 4615A035
24.0110-0331.1	410331	B	HC				280,0	9,6	8,0	38,0	112,0	3	58,0	153,5	12,5	SMART 451 421 01 12
24.0110-0332.1	410332	B					262,0	10,0	8,0	61,1	114,3	5	76,0	168,0	12,5	HYUNDAI 58411-1H100 58411-1H300 58411-1H100 58411-1H300
24.0110-0333.1	410333	B					280,0	10,0	8,5	59,2	114,3	5	62,0	173,0	14,7	TOYOTA 42431-05050
24.0110-0334.1	410334	B					258,0	10,0	8,0	41,4	114,3	4	76,0	154,0	13,0	KIA 58411-2F100
24.0110-0335.1	410335	B					291,0	10,0	8,5	61,3	114,3	5	62,0	190,0	14,5	LEXUS 43431-30280
24.0110-0336.1	410336	B					284,0	10,0	8,4	54,5	114,3	5	76,0	190,0	12,6	HYUNDAI/KIA 58411-3L000 58411-3L010
24.0110-0337.1	410337	B					270,0	9,9	8,0	36,8	114,3	5	62,0	166,0	14,8	TOYOTA 42431-02170 42431-12280
24.0110-0338.1	410338	B					262,0	10,0	8,4	61,0	114,3	5	76,0	168,0	12,5	HYUNDAI 58411-2H300
24.0110-0339.1	410339	S	B				278,0	10,0	8,0	42,0	110,0	5/7	65,5	149,0	14,0	OPEL/VAUXHALL 5 69 122/93184247
24.0110-0340.1	410340	S	B				258,0	10,5	8,0	57,2	114,3	4	60,0	168,0	12,6	CHEVROLET 96549630 96549630
24.0110-0341.1	410341	B					275,0	10,0	8,4	61,0	114,3	5	76,0	168,0	12,5	KIA 58411-1D000
24.0110-0344.1	410344	B					302,0	10,0	8,4	58,7	114,3	5	69,0	190,0	12,5	MITSUBISHI MR955407
24.0110-0345.1	410345	B					262,0	10,0	8,4	60,1	114,3	5	80,0	168,0	12,5	MITSUBISHI MN116332 4615A119
24.0110-0346.1	410346	B					298,0	10,0	8,5	64,4	114,3	5	62,0	190,0	14,5	TOYOTA 42431-28130
24.0110-0347.1	410347	B					264,0	10,0	8,0	40,5	110,0	5	70,0	136,8	14,0	OPEL/VAUXHALL 5 69 418/93190227
24.0110-0349.1	410349	B					251,0	10,0	9,0	40,5	98,0	4	59,0	128,0	13,2	ALFA ROMEO 51805559 51813705 51865104 51865132
24.0110-0350.1	410350	B					269,0	10,0	9,0	64,7	100,0	5	55,0	170,0	14,5	TOYOTA 42431-20320
24.0110-0351.1	410351	S	B	HC	L		300,0	10,0	8,3	58,3	112,0	5	67,0	180,0	15,3	MERCEDES BENZ 230 423 07 12
24.0110-0352.1	410352	B	HC	L			299,0	10,4	8,5	67,6	139,5	6	105,6	190,0	16,0	SSANG YONG 4840105101 4840105110
24.0110-0355.1	410355	B					290,0	10,0	8,0	46,0	139,5	5	108,2	183,0	12,8	SUZUKI 55211-76J00 55211-76J01
24.0110-0356.1	410356	S	B				272,0	9,7	8,0	48,2	112,0	9	65,0	174,5	15,3	AUDI/SEAT/SKODA/VW 1K0 615 601 AA
24.0110-0357.1	410357	B					258,0	10,0	8,0	40,5	114,3	5	76,0	154,0	12,5	HYUNDAI/KIA 58411-1P300
24.0110-0358.1	410358	S	B				280,0	10,0	8,4	50,2	120,0	5	79,0	151,8	16,5	MINI 34 21 9 811 539
24.0110-0359.1	410359	S	B				264,0	10,0	8,0	40,5	110,0	5/5	70,0	136,8	14,0/11,0	ALFA ROMEO 51806283 51815313
24.0110-0360.1	410360	B					302,0	10,0	8,4	60,1	114,3	5	80,0	168,0	12,6	CITROEN MITSUBISHI PEUGEOT 16 062 920 80 4615A121 16 062 920 80
24.0110-0361.1	410361	B					302,0	10,0	8,4	61,3	114,3	5	80,0	168,0	12,6	CHRYSLER 4743 999AA FIAT K04743999AA JEEP 4743 999AA LANCIA K04743999AA
24.0110-0362.1	410362	B					262,0	10,0	8,4	63,8	114,3	5	76,0	168,0	12,6	KIA 58411-2K300
24.0110-0363.1	410363	B					262,0	10,0	8,4	60,2	114,3	5	80,0	168,0	12,6	CHRYSLER 5105 515AA JEEP 5105 515AA
24.0110-0364.1	410364	B					279,0	10,0	8,5	30,6	100,0	5	55,0	155,8	14,5	LEXUS 42431-52160
24.0110-0366.1	410366	B					286,0	10,0	8,5	63,5	100,0	5	58,0	190,0	13,0	SUBARU 26700FG000
24.0110-0367.1	410367	B					284,0	10,0	8,4	54,3	114,3	5	76,0	168,0	12,5	HYUNDAI 58411-3K110
24.0110-0368.1	410368	B					262,0	10,0	8,4	45,9	114,3	5	76,0	162,3	12,5	HYUNDAI 58411-3X300
24.0110-0369.1	410369	B					300,0	10,0	8,4	24,5	114,3	5	76,0	155,0	12,5	HYUNDAI 58411-3Z700

Abmessungen Bremsscheiben

Dimensions brake discs - Misure dischi freno -

Dimensions Disques de frein - Medidas disco de freno



S Fixierschraube - fixing screw - vite di riparazione - vis de fixation - tornillo quefija

B beschichtet - coated - rivestito - revêtu - recubierto

HC hochgekohlt - high carbon - ad alto tenore di carbonio - à haute teneur en carbone - altamente carbonizado

L legiert - alloyed - alligato/legato - allié - aleado

V ventiliert - ventilated - ventilato - ventilé - ventilado

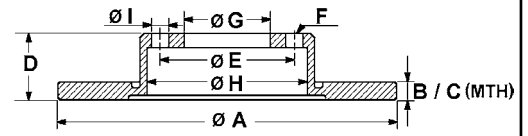
● gelocht - perforated - perforato - poinçonné - perforado

		S	B	HC	L	V	A	B	C	D	E	F	G	H	I	OE - #	
24.0110-0370.1	410370		B				284,0	10,0	8,4	24,7	114,3	5	76,0	154,5	12,5	HYUNDAI	58411-3Z100
24.0110-0378.1	410378		B				251,0	10,0	9,0	40,5	98,0	5	59,0	128,0	13,2	FIAT	51808471 51885409
24.0110-0379.1	410379		B	HC	L		262,0	10,0	8,4	45,1	114,3	5	76,0	162,0	12,5	HYUNDAI	58411-A6300
24.0110-0381.1	410381		B				303,0	10,0	8,0	39,8	114,3	5	68,0	143,0	13,0	KIA	58411-A6300
24.0110-0382.1	410382		S	B			295,0	10,0	8,3	44,0	112,0	5	67,0	161,0	15,2	MAZDA	58411-A6200
24.0110-0383.1	410383		B	HC	L		284,0	10,0	8,4	25,9	114,3	5	76,0	155,2	12,5	MERCEDES BENZ	246 423 01 12 246 423 07 12
24.0110-0389.2	410389		B				270,0	10,0	9,0	80,7	108,0	5	52,0	55,0	M12x1,5	HYUNDAI/KIA	58411-A6200
24.0110-0394.1	410394		B				234,0	10,0	8,4	44,9	100,0	4	62,4	142,0	13,0	RENAULT	77 01 208 850
24.0110-0700.1	410700						269,0	10,0	9,0	64,8	114,3	5	62,0	170,0	14,5	HYUNDAI	58411-B4300
24.0110-0704.1	410704		B				262,0	10,0	8,4	60,1	114,3	5	90,0	168,0	12,5	TOYOTA	58411-B9000
24.0110-0712.1	410712		B				288,0	10,0	8,5	60,0	114,3	5	62,0	170,0	14,5	RENAULT	42431-33010 MB895200 MB928716
24.0110-0714.1	410714						258,0	10,3	8,0	64,7	100,0	4	57,0	168,0	13,0	MITSUBISHI	42431-33080 42431-33140
24.0110-0728.1	410728		B				273,8	10,0	8,5	67,5	100,0	5	58,0	170,0	13,0	CHEVROLET	96312560
24.0111-0100.2	411100		B				300,0	11,0	9,5	84,7	108,0	5	62,0	52,3	M14x1,5	DAEWOO	96312560
24.0111-0101.2	411101		B				274,0	10,9	9,5	82,2	108,0	5	62,0	52,3	M12x1,5	SUBARU	26700AG001
24.0111-0115.1	411115		B				252,5	10,0	9,0	65,0	98,0	4	68,0	118,0	13,0	RENAULT	82 00 649 353 82 00 655 249 86 71 018 108 86 60 001 813
24.0111-0116.1	411116						238,0	11,0	8,0	55,5	92,0	4	73,0	112,5	10,5	RENAULT	2101-3103002 2101-3501070
24.0111-0119.1	411119		B				240,5	11,0	9,2	40,0	98,0	4	59,0	123,0	13,0	ALFA/FIAT/LANCIA	5 69 041/90272326 7663465 7685656 46403960 51876438 60811879 71769481 71772238 51859078 1715410 BS51-1125-AA
24.0111-0120.1	411120						269,5	10,5	9,5	65,9	114,3	4	86,0	145,0	13,6	SAAB	8904575
24.0111-0122.1	411122						255,0	10,5	9,5	30,6	100,0	4	66,0	134,0	12,6	RENAULT	77 00 764 192 77 01 204 288
24.0111-0125.1	411125		B				230,0	11,0	8,4	43,8	114,3	4	67,4	142,0	12,6	HYUNDAI	51712-02110
24.0111-0129.1	411129						251,0	11,0	9,5	51,0	98,0	4	62,0	135,0	13,0	FIAT	4377102
24.0111-0130.1	411130		B				227,0	10,8	9,0	45,8	98,0	4	62,0	117,0	13,0	SEAT	SE022165002B
24.0111-0133.1	411133		B				278,0	11,0	9,0	50,2	117,8	5	70,7	175,3	16,2	AUTOB/FIAT/LANCIA	4385812 16500253 SE022165002A
24.0111-0137.1	411137		S	B			262,0	11,0	9,0	45,5	112,0	5	67,0	142,5	15,0	SEAT	5 69 110/9195294
24.0111-0139.1	411139						234,0	11,0	10,0	47,0	100,0	4	56,0	128,5	13,4	MERCEDES BENZ	201 421 12 12
24.0111-0141.1	411141						256,0	10,8	8,0	41,1	100,0	6	60,0	123,0	14,3	DAIHATSU	43512-87709-000 43512-87717-000 43512-87727-000
24.0111-0142.1	411142		B				240,5	11,0	9,2	40,0	98,0	5	59,0	123,0	13,0	OPTEL/VAUXHALL	5 69 058/9117676
24.0111-0144.1	411144		B				265,0	10,5	9,5	44,3	108,0	5	61,0	149,5	15,5	ALFA ROMEO	60670804 71739571
24.0111-0145.1	411145		B				302,0	10,9	9,0	50,8	108,0	5	63,5	177,6	15,8	RENAULT	77 01 205 846 86 71 019 317
24.0111-0146.1	411146		B				302,0	11,0	9,4	71,5	114,3	5	69,0	190,0	12,5	FORD	1379931 1385590 1405500 LR027123
24.0111-0147.1	411147		B				302,0	11,0	9,0	40,8	108,0	5	63,5	177,6	16,0	LAND ROVER	58411-2B000
24.0111-0148.2	411148		B				274,0	10,9	9,5	82,2	100,0	4	62,0	52,3	M12x1,5	HYUNDAI	30769059
24.0111-0149.1	411149						240,5	11,0	9,2	40,0	98,0	4	59,0	124,5	13,0	VOLVO	30769059
24.0111-0150.1	411150						257,0	10,5	9,5	35,3	100,0	4	61,0	134,0	12,6	RENAULT	77 01 208 230
24.0111-0151.1	411151		B				265,0	10,5	9,5	54,3	108,0	5	66,0	149,6	15,5	ALFA ROMEO	60576335 60805117
24.0111-0152.1	411152		B				240,0	11,0	8,0	41,0	100,0	4/6	60,0	126,0	14,5	RENAULT	77 01 204 291 60 25 304 079 60 25 370 406 86 71 012 048
24.0111-0153.1	411153		B				300,0	11,0	9,3	58,5	112,0	5	67,0	180,0	15,0	RENAULT	5 69 020/9195981 220 423 01 12

Abmessungen Bremsscheiben

Dimensions brake discs - Misure dischi freno -

Dimensions Disques de frein - Medidas disco de freno



S Fixierschraube - fixing screw - vite di riparazione - vis de fixation - tornillo quefija

B beschichtet - coated - rivestito - revêtu - recubierto

HC hochgekohlt - high carbon - ad alto tenore di carbonio - à haute teneur en carbone - altamente carbonizado

L legiert - alloyed - alligato/legato - allié - aleado

V ventiliert - ventilated - ventilato - ventilé - ventilado

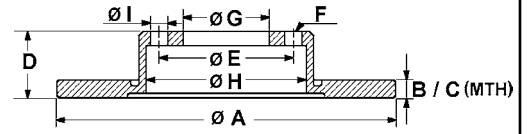
● gelocht - perforated - perforato - poinçonné - perforado

		S	B	HC	L	V	A	B	C	D	E	F	G	H	I	OE	#	
24.0111-0154.1	411154		B				278,0	11,0	9,0	53,7	108,0	5	63,5	146,0	13,7	FORD	1362867 1362868 4367107 4457989 4475316 2T14-2A315-AC 2T14-2A315-BC	
24.0111-0155.1	411155		B				265,0	11,0	9,0	40,8	108,0	5	63,5	152,0	13,7	FORD	1223540 1253728 1373360 1575733 1748745 9M51-2A315-BA 9M51-2A315-BB	
24.0111-0158.1	411158		B				280,0	11,0	9,0	41,0	108,0	5	63,5	192,0	13,7	FORD	1253962 1373361 1500156 7M51-2A315-BA 30769113 31341645	
24.0111-0159.1	411159		B				211,0	11,0	10,0	40,9	100,0	4	55,1	125,0	13,2	DAIHATSU	43512-97204-000 43512-97207-000 43512-B2100-000	
24.0111-0160.1	411160		B				280,0	11,0	9,0	40,8	114,3	5	72,0	154,0	14,0	MAZDA	BP6Y-26-251D C25Y-26-251A C25Y-26-251B	
24.0111-0164.1	411164		B				265,0	11,0	9,0	40,7	114,3	5	72,0	152,0	14,0	MAZDA	BP4Y-26-251C C24Y-26-251C	
24.0111-0165.1	411165		B				302,0	11,0	9,0	40,8	114,3	5	72,0	153,0	13,7	MAZDA	C26Y-26-251A	
24.0111-0166.2	411166		B				274,0	10,9	9,5	82,2	100,0	4	62,0	52,3	M12x1,5	RENAULT	86 60 001 815	
24.0111-0167.2	411167		B				300,0	11,0	9,5	84,7	108,0	5	62,0	52,3	M12x1,5	RENAULT	82 00 663 193 86 71 018 264 86 71 019 319	
24.0111-0168.1	411168		B				297,0	11,0	9,0	58,5	114,3	5	62,0	180,0	14,5	TOYOTA	42431-0F020	
24.0111-0169.1	411169		B				290,0	11,0	9,0	33,7	114,3	5	62,0	155,0	14,5	TOYOTA	42431-05070	
24.0111-0170.1	411170		B	HC	L		302,0	11,0	9,4	71,5	114,3	5	69,0	190,0	12,5	HYUNDAI	58411-2P000	
24.0111-0171.1	411171		B				271,0	11,0	9,0	40,7	108,0	5	63,5	152,0	13,8	KIA	58411-2P000	
24.0111-0172.1	411172		B				280,0	11,0	9,0	50,7	108,0	5	63,5	153,5	13,7	FORD	1704765 1683383 AV61-2A315-BA 1683384 AV61-2A315-AA	
24.0111-0173.2	411173		B				300,0	11,0	9,5	81,7	114,3	5	52,0	62,0	M14x1,5	RENAULT	40 20 200 03R 40 20 222 91R 43 20 000 15R	
24.0111-0174.2	411174		B				274,0	11,0	9,5	88,2	108,0	5	52,0	62,0	M12x1,5	RENAULT	82 00 381 148	
24.0111-0175.1	411175		S	B	HC		290,0	11,0	9,4	66,0	120,0	5	75,0	160,8	16,5	BMW	34 21 6 792 225	
24.0111-0180.2	411180		B				274,0	11,0	9,5	86,2	114,3	5	52,3	62,0	M12x1,5	RENAULT	40 20 296 46R	
24.0111-0181.2	411181		B				300,0	11,0	9,5	101,7	114,3	5	52,0	62,0	M14x1,5	RENAULT	40 20 200 05R	
24.0111-0182.2	411182		B				274,0	11,0	9,5	88,2	108,0	5	52,0	62,0	M12x1,5	MERCEDES BENZ	415 420 01 02	
24.0111-0184.2	411184		B				290,0	11,0	9,5	90,2	114,3	5	52,3	62,0	M12x1,5	RENAULT	40 20 240 76R 43 20 043 27R 43 20 200 16R 40 20 205 36R	
24.0112-0102.1	412102						231,0	12,0	10,0	44,0	100,0	4	61,0	124,0	12,6	HONDA	45251-SB2-030	
24.0112-0106.1	412106		S	B			239,0	12,0	10,0	35,4	100,0	4	65,0	124,5	13,6	ROVER	45251-SB2-732 DBP3169 GBD90810 GBD90818 GBD90827	
24.0112-0111.1	412111						284,0	12,0	10,4	76,0	120,0	5	79,0	146,0	14,5	AUDI/SEAT/VW	321 615 301 175 615 301	
24.0112-0112.1	412112						257,0	12,0	10,8	51,5	98,0	4	62,0	135,0	13,0	AUDI/VW	BMW	34 11 1 163 134
24.0112-0115.1	412115						239,8	12,0	11,0	35,0	96,0	4	76,0	128,8	8,3	FIAT/LANCIA	4448411	
24.0112-0116.1	412116		S	B			238,0	12,0	10,5	41,0	100,0	4	61,0	129,5	13,5	NISSAN	40206-05A01	
24.0112-0117.1	412117		S	B			284,0	12,0	10,0	46,5	112,0	5	67,0	154,3	15,0	DACIA	60 01 549 211	
24.0112-0120.1	412120				HC		300,0	12,0	10,4	67,9	120,0	5	75,0	180,0	14,5	RENAULT	60 01 549 211 77 01 204 282 86 71 000 083	
24.0112-0121.1	412121						214,0	12,0	10,0	43,2	100,0	4	59,0	125,5	12,5	MERCEDES BENZ	124 421 13 12	
24.0112-0122.1	412122						240,0	12,0	10,8	46,5	98,0	4	59,0	127,5	13,0	BMW	34 21 1 165 257	
																NISSAN	40206-01B00 40206-01B01	
																AUTOB/FIAT/LANCIA	71738423	

Abmessungen Bremsscheiben

Dimensions brake discs - Misure dischi freno -

Dimensions Disques de frein - Medidas disco de freno



S Fixierschraube - fixing screw - vite di riparazione - vis de fixation - tornillo quefija

B beschichtet - coated - rivestito - revêtu - recubierto

HC hochgekohlt - high carbon - ad alto tenore di carbonio - à haute teneur en carbone - altamente carbonizado

L legiert - alloyed - alligato/legato - allié - aleado

V ventiliert - ventilated - ventilato - ventilé - ventilado

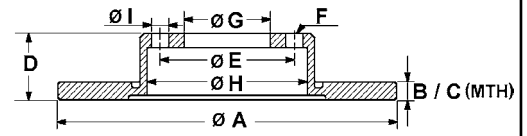
● gelocht - perforated - perforato - poinçonné - perforado

		S	B	HC	L	V	A	B	C	D	E	F	G	H	I	OE - #
24.0112-0123.1	412123						240,3	12,0	11,0	45,1	100,0	4	61,0	126,5	12,6	NISSAN 40206-61A01 40206-61A11
24.0112-0124.1	412124	S	B	HC			302,0	12,0	10,4	76,0	120,0	5	79,0	149,0	14,5	BMW 34 11 1 161 693
24.0112-0125.1	412125		B				239,0	12,0	10,8	42,5	98,0	4	58,5	127,0	13,1	LADA 2108-3501070
24.0112-0126.1	412126	S	B				286,0	12,0	10,4	51,5	120,0	5	79,0	148,0	14,5	BMW 34 11 6 757 750 34 11 6 757 751
24.0112-0127.1	412127		B				257,5	12,0	10,2	40,5	98,0	4	59,0	123,0	13,0	ALFA/FIAT/LANCIA 7663466 46820655 51859075 51866265 60808872 FIAT 51866264
24.0112-0128.1	412128	S	B				284,0	12,0	10,0	43,5	112,0	5	67,0	154,3	12,8	MERCEDES BENZ 202 421 02 12
24.0112-0129.1	412129			HC			290,0	12,0	9,8	60,0	112,0	5	67,0	164,0	17,0	MERCEDES BENZ 140 423 06 12
24.0112-0130.1	412130						272,0	11,0	9,9	50,5	140,0	5	108,0	157,0	14,5	LADA 2121-3501070
24.0112-0131.1	412131		B				286,0	12,0	10,0	69,5	110,0	5	65,5	160,0	14,0	OPEL/VAUXHALL 5 69 208/90444513
24.0112-0132.1	412132	S	B	HC			324,0	12,0	10,4	61,0	120,0	5	75,0	180,0	14,5	BMW 34 21 6 757 748
24.0112-0133.1	412133						253,8	12,0	10,5	54,2	108,0	5	66,0	134,0	14,7	RENAULT 77 01 467 307
24.0112-0134.1	412134						253,8	12,0	10,5	54,2	100,0	4	66,0	134,0	12,6	RENAULT 77 01 467 306
24.0112-0135.1	412135						260,0	12,0	10,8	40,0	100,0	4/6	61,0	127,0	13,0	VOLVO 3459661
24.0112-0136.2	412136						251,0	12,0	10,8	62,3	108,0	5	71,0	134,7	13,0	CITROEN 95 661 796
24.0112-0137.1	412137		B				234,0	12,0	10,0	45,2	100,0	4	59,0	129,5	12,5	NISSAN 40206-5F003
24.0112-0138.1	412138	S	B				280,0	12,0	10,0	40,4	112,0	5	68,2	153,0	16,5	VOLKSWAGEN 701 615 601 A 7D0 615 601 7D0 615 601 B 40206-21B01
24.0112-0139.1	412139						214,0	12,0	10,0	46,2	100,0	4	61,0	126,6	12,6	NISSAN 40206-21B01
24.0112-0141.1	412141		B				239,5	12,0	10,0	42,9	108,0	4	63,5	136,0	13,7	FORD 1013581 1019598 1112542 MAZDA 1E03-33-251 1E03-33-251A 1E04-33-251
24.0112-0142.1	412142	S	B	HC	L		258,0	12,0	10,0	96,7	130,0	5	85,0	160,0	15,0	MERCEDES BENZ 901 423 06 12 901 423 08 12 VOLKSWAGEN 2D0 615 601 2D0 615 601 C
24.0112-0143.1	412143						251,0	12,0	10,8	62,4	108,0	4	71,1	135,0	13,0	CITROEN 4246 L6
24.0112-0144.1	412144	S	B	HC	L		260,0	12,0	10,0	40,4	112,0	5	67,0	145,0	13,3	MERCEDES BENZ 168 421 01 12
24.0112-0145.1	412145						265,6	12,0	10,6	48,0	139,7	6	96,5	171,6	12,6	ISUZU 8-94173-244-0 8-94173-244-2
24.0112-0147.1	412147						234,5	12,0	10,0	45,0	100,0	4	55,0	124,5	13,0	MAZDA DB0Y-33-251
24.0112-0148.1	412148		B				255,0	12,0	10,0	40,0	112,0	5/9	68,0	144,5	15,3	AUDI 8E0 615 601 D 8E0 615 601 Q
24.0112-0149.1	412149		B				290,0	12,0	10,3	56,0	112,0	5	67,0	164,0	13,0	MERCEDES BENZ 210 423 05 12
24.0112-0150.1	412150		B				277,0	11,9	10,0	71,0	108,0	5	68,0	160,0	16,5	VOLVO 272301
24.0112-0151.1	412151		B				288,0	11,9	10,0	64,8	108,0	5	68,0	178,0	16,5	VOLVO 9434167
24.0112-0152.1	412152		B	HC			324,0	12,0	10,4	80,2	120,0	5	75,0	185,0	16,8	BMW 34 21 6 859 678
24.0112-0153.1	412153		B				247,0	12,0	10,5	44,0	100,0	4	60,0	125,0	12,8	OPEL/VAUXHALL 47 00 711/9193872
24.0112-0154.1	412154		B				280,0	12,0	10,0	34,0	108,0	5	63,5	151,0	13,7	SUZUKI 55311-83E00 FORD 1676983 4176921 4179406 7S7J-2A315-BB JAGUAR C2S 49730 C2S 52088
24.0112-0155.1	412155	S	B				305,0	12,0	10,5	66,8	130,0	5	90,0	169,5	15,5	NISSAN 43206-00QAA OPEL/VAUXHALL 44 03 045/9111045
24.0112-0156.1	412156		B				272,0	12,0	10,0	28,0	98,0	5	59,0	134,0	15,0	RENAULT 77 00 314 107 CITROEN 4249 C0 FIAT/LANCIA 9464222687 9464222688
24.0112-0157.1	412157	S	B				278,0	11,9	10,0	41,4	110,0	5	65,5	145,2	14,0	PEUGEOT 4249 C0 FIAT 46836489 71772552
24.0112-0158.1	412158		B				256,0	12,0	10,0	48,6	112,0	5/9	65,0	140,0	15,3	OPEL/VAUXHALL 5 69 115/93171848 SAAB 9156785 12762290
24.0112-0159.1	412159		B				302,0	12,0	10,0	49,4	112,0	5/9	68,0	177,0	15,3	AUDI/SKODA/VW 1K0 615 601 AC 1K0 615 601 L
24.0112-0160.1	412160		B				280,5	12,0	11,0	45,1	100,0	4	61,0	149,0	13,5	AUDI 4F0 615 601 E RENAULT 77 01 207 227 86 71 019 318

Abmessungen Bremsscheiben

Dimensions brake discs - Misure dischi freno -

Dimensions Disques de frein - Medidas disco de freno



S Fixierschraube - fixing screw - vite di riparazione - vis de fixation - tornillo quejija

B beschichtet - coated - rivestito - revêtu - recubierto

HC hochgekohlt - high carbon - ad alto tenore di carbonio - à haute teneur en carbone - altamente carbonizado

L legiert - alloyed - alligato/legato - allié - aleado

V ventiliert - ventilated - ventilato - ventilé - ventilado

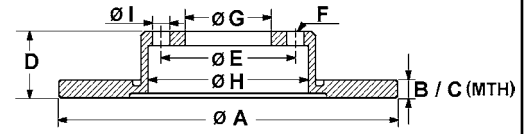
● gelocht - perforated - perforato - poinçonné - perforado

		S	B	HC	L	V	A	B	C	D	E	F	G	H	I	OE - #	
24.0112-0162.1	412162	S	B				290,0	12,0	10,0	35,0	108,0	5	71,1	151,2	13,0	CITROEN PEUGEOT	4249 72 4249 C1 4246 P9 4249 C1
24.0112-0164.1	412164		B				291,0	12,0	10,5	68,4	114,3	5	62,0	190,0	14,5	TOYOTA	42431-28091 42431-28120
24.0112-0165.1	412165		B				288,0	12,0	10,0	62,0	108,0	5	68,0	178,0	16,0	VOLVO	272429
24.0112-0166.1	412166		B				288,0	12,0	10,0	36,0	112,0	5	68,0	162,0	15,3	AUDI	8E0 615 601 M
24.0112-0167.1	412167	S	B	HC	L		276,0	12,0	10,0	44,5	112,0	5	67,0	145,0	15,3	MERCEDES BENZ	169 421 00 12
24.0112-0168.1	412168		B				354,0	11,9	10,4	74,9	120,0	5	79,0	210,0	16,6	LAND ROVER	SDB000211
24.0112-0169.1	412169	S	B				282,0	12,0	10,0	48,6	112,0	5/9	65,0	159,0	15,3	AUDI/SKODA/VW	1K0 615 601 AD 1K0 615 601 M
24.0112-0170.1	412170	S	B				278,0	12,0	10,0	43,2	110,0	5	70,0	139,0	16,6	ALFA ROMEO	51760273 51767378
																FIAT JEEP	51964082 51963547
24.0112-0171.1	412171	S	B				259,0	12,0	10,6	40,9	100,0	4	61,0	130,0	13,5	DACIA	60 01 547 683 77 01 208 252
																RENAULT	60 01 547 683 77 01 208 252
24.0112-0172.1	412172	S	B				282,0	12,0	10,0	58,5	114,3	5	64,2	170,0	12,8	SMART	453 420 00 00
24.0112-0173.1	412173		B				232,0	12,0	9,5	51,0	114,3	4	64,0	137,0	12,7	HONDA SUZUKI	42510-S7A-J50 55311-60B21 55311-60B22
24.0112-0174.1	412174		B				290,0	12,0	10,0	50,0	108,0	5	71,1	144,0	13,0	PEUGEOT	4249 14
24.0112-0175.1	412175		B				286,0	12,0	10,0	58,6	112,0	5	65,0	140,0	15,3	AUDI	8J0 615 601
24.0112-0176.1	412176		B	HC	L		302,0	12,0	10,0	42,4	112,0	5/9	68,0	176,5	15,3	AUDI	4F0 615 601 G
24.0112-0177.2	412177		B				280,0	12,0	10,0	102,2	118,0	5	68,0	64,5	M14x1,5	NISSAN	43206-00QAB 43206-00QAC 43206-00QAD
																OPEL/VAUXHALL RENAULT	44 13 736/93161254 77 11 130 076 86 71 019 313
24.0112-0178.1	412178	S	B				300,0	12,0	10,0	36,4	112,0	5	68,0	169,0	15,3	AUDI	8K0 615 601 B
24.0112-0180.1	412180		B				302,0	12,0	10,0	69,2	108,0	5	63,5	178,0	15,8	VOLVO	30769058
24.0112-0181.1	412181		B				302,0	12,0	11,0	56,1	114,3	5	72,0	185,0	14,2	FORD MAZDA	4659167 EF91-26-251
24.0112-0183.1	412183	S	B				300,0	12,0	10,0	58,3	112,0	5	67,0	180,0	15,3	MERCEDES BENZ	221 423 11 12
24.0112-0184.1	412184	S	B				257,0	12,0	10,0	40,5	100,0	4/6	60,0	127,0	14,3	FIAT	51806099 51806103 55700398 55700918
																OPEL/VAUXHALL	5 69 022/93188916
24.0112-0185.1	412185						324,0	11,9	10,4	69,5	139,6	6	96,3	210,0	12,5	NISSAN	58411-4D000
24.0112-0186.1	412186		B				302,0	12,0	10,0	66,0	108,0	5	63,6	185,0	15,7	LAND ROVER	LR001018
24.0112-0187.1	412187	S	B				292,0	12,0	10,5	48,0	120,0	5	67,4	171,5	16,3	OPEL/VAUXHALL	5 69 025/13501302 5 69 127/13502198 13502198
24.0112-0188.1	412188	S	B				268,0	12,0	10,0	44,9	105,0	5	60,0	147,0	14,2	SAAB CHEVROLET	13502135/13502136 5 69 074/13502134
24.0112-0189.1	412189	S	B				292,0	12,0	10,0	45,0	115,0	5	70,7	157,0	14,2	OPEL/VAUXHALL CHEVROLET OPEL/VAUXHALL	13502139 5 69 071/13502138 5 69 075/13502137 5 69 085/13504280
24.0112-0190.1	412190	S	B	HC	L		305,0	12,0	10,0	71,5	130,0	5	91,0	167,5	17,0	OPEL/VAUXHALL	44 21 080/93168847
																NISSAN	43206-00Q0B
24.0112-0191.1	412191	S	B	HC	L		305,0	12,0	10,0	71,4	130,0	5	90,0	167,0	15,5	RENAULT NISSAN OPEL/VAUXHALL RENAULT	43 20 640 87R 43206-00Q0A 44 19 362/93197406 43 20 003 67R
24.0112-0193.1	412193		B				316,0	12,0	10,4	68,6	127,0	5	72,0	206,0	16,6	JEEP	5206 0147AA
24.0112-0194.2	412194		B				268,0	12,0	10,0	73,2	108,0	4	56,0	62,0	M12x1,25	CITROEN/PEUGEOT	4249 46
24.0112-0195.1	412195		B				278,0	12,0	11,0	46,0	114,3	5	62,0	169,2	12,8	SUZUKI	55611-57L00
24.0112-0197.1	412197	S	B				290,0	12,0	10,0	44,0	108,0	5	71,1	136,0	13,0	PEUGEOT	4249 G2
24.0112-0198.1	412198	S	B				290,0	12,0	10,0	35,0	108,0	4	71,1	151,2	13,0	CITROEN/PEUGEOT	4249 F7
24.0112-0199.1	412199		B	HC			305,0	12,0	10,4	33,0	127,0	5	72,5	167,5	14,0	FIAT	K04721996AB
24.0112-0202.1	412202		B				292,0	12,0	10,5	48,0	120,0	5	67,4	171,5	16,3	CHEVROLET	13501313
24.0112-0703.1	412703		B				306,6	12,0	10,5	63,2	114,3	5	62,0	190,0	14,5	LEXUS TOYOTA	42431-30260 42431-53011
24.0112-0707.1	412707						282,0	12,0	10,0	39,7	114,3	5	64,2	142,0	12,6	HONDA	42510-S2A-000
24.0112-0714.1	412714		B				281,0	12,0	10,5	55,0	114,3	5	62,0	173,0	14,4	TOYOTA	42431-42060
24.0113-0102.2	413102						272,0	12,7	10,7	68,5	108,0	4	82,0	126,5	M12x1,5	ALFA ROMEO	60516371
24.0113-0105.1	413105						302,0	12,5	11,5	48,0	139,5	6	100,0	168,5	15,0	TOYOTA	43512-35070
24.0113-0111.1	413111						253,0	12,7	11,1	67,5	88,5	5	69,5	109,5	12,2	MERCEDES BENZ	110 421 01 12

Abmessungen Bremsscheiben

Dimensions brake discs - Misure dischi freno -

Dimensions Disques de frein - Medidas disco de freno



S Fixierschraube - fixing screw - vite di riparazione - vis de fixation - tornillo quejifa

L legiert - alloyed - alligato/legato - allié - aleado

● gelocht - perforated - perforato - poinçonné - perforado

B beschichtet - coated - rivestito - revêtu - recubierto

V ventiliert - ventilated - ventilato - ventilé - ventilado

HC hochgekohlt - high carbon - ad alto tenore di carbonio - à haute teneur en carbone - altamente carbonizado

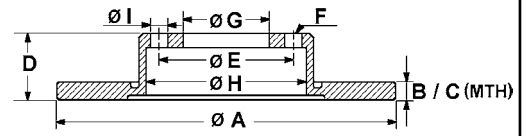
		S	B	HC	L	V	A	B	C	D	E	F	G	H	I	OE - #	
24.0113-0112.1	413112						273,0	12,6	11,0	63,3	112,0	5	69,5	127,5	15,0	MERCEDES BENZ	115 421 11 12
24.0113-0113.1	413113						273,5	12,6	11,0	63,3	112,0	5	80,0	127,5	15,0	MERCEDES BENZ	115 421 13 12
24.0113-0117.1	413117						280,0	12,7	11,7	65,4	114,3	4	86,1	145,5	13,6	SAAB	32000298
24.0113-0118.1	413118						244,6	12,7	11,4	27,0	92,5	4	68,3	116,1	10,3	FORD	5022671
																	5023732
24.0113-0122.1	413122						247,6	12,7	11,4	26,9	92,5	4	68,3	118,1	10,5	FORD	5022829
																	HYUNDAI
																	58161-31000
																	58161-31010
24.0113-0125.1	413125						246,0	12,7	9,7	55,5	92,0	4	73,0	114,0	10,5	OPEL/VAUXHALL	5 69 026/90008001
24.0113-0126.1	413126						271,0	12,7	9,7	59,4	108,0	5	88,0	130,0	10,5	OPEL/VAUXHALL	5 69 027/90008002
24.0113-0128.1	413128						273,0	13,0	10,7	43,0	98,0	4	76,0	132,0	10,3	PEUGEOT/TALBOT	4246 B2
24.0113-0132.1	413132						278,2	13,0	11,0	85,8	112,0	5	66,1	137,0	16,0	VOLKSWAGEN	211 615 301 B
24.0113-0137.1	413137	B					278,0	12,6	10,6	63,3	112,0	5	80,0	127,5	15,2	MERCEDES BENZ	123 421 00 12
24.0113-0138.1	413138						255,0	12,7	11,1	75,0	100,0	4	63,0	128,0	14,5	BMW	34 11 1 163 128
24.0113-0139.1	413139						280,0	12,7	11,1	78,0	120,0	5	74,0	143,0	14,5	BMW	34 11 1 163 144
24.0113-0141.1	413141						280,0	12,7	11,7	47,4	114,3	4	86,0	147,5	11,0	SAAB	8934036
24.0113-0142.1	413142						278,0	13,0	11,0	118,5	112,0	5	45,2	68,0	M14x1,5	VOLKSWAGEN	251 407 617
																	251 407 617 A
24.0113-0159.1	413159						243,0	12,7	11,4	33,7	104,0	4	86,0	127,5	10,6	MITSUBISHI	MB316676
24.0113-0160.1	413160	B					256,0	13,0	11,0	46,5	108,0	4	68,0	135,5	15,4	AUDI	443 615 301
24.0113-0161.1	413161	S	B				236,0	12,7	9,7	41,0	100,0	4/6	60,0	123,0	14,0	OPEL/VAUXHALL	5 69 020/90008005
																	5 69 030/90008031
																	5 69 013/93182290
24.0113-0165.1	413165						219,0	13,0	11,0	37,0	94,0	4	75,0	119,0	10,5	KIA	KK150-33-251
																	MDA01-33-251
																	DA01-33-251
24.0113-0166.1	413166	B					256,0	13,0	11,0	56,5	108,0	4	68,0	134,5	15,4	AUDI	895 615 301
24.0113-0167.1	413167	B					260,0	12,7	11,1	35,0	100,0	4	66,0	137,5	14,5	BMW	34 11 6 752 434
24.0113-0168.1	413168						256,0	13,0	11,0	61,0	118,0	5	72,0	141,0	15,0	CITROEN	75 685 01
																	ZF 07 568 501
																	FIAT
																	4450931
																	7568501
																	PEUGEOT
																	4246 85
																	4246 B3
24.0113-0169.1	413169						236,0	12,8	11,4	45,6	98,0	4	62,0	124,6	13,0	SKODA	115 430 210
																	115 430 211
24.0113-0170.1	413170						257,0	13,0	11,5	84,0	108,0	4	39,84	50,25	M14x1,5	PORSCHE	477 405 583 B
24.0113-0171.1	413171						239,0	12,6	9,0	46,0	98,0	4	58,5	128,0	13,0	ALFA ROMEO	60501453
24.0113-0172.1	413172						238,9	12,8	11,4	29,2	86,0	4	69,0	107,0	10,4	VOLVO	3210674
24.0113-0174.1	413174						258,0	12,6	9,7	58,4	110,0	5	70,0	139,0	14,0	OPEL/VAUXHALL	5 69 040/90271135
24.0113-0178.1	413178	S	B				255,6	12,9	11,0	39,2	100,0	4	65,0	135,5	13,6	SEAT/VW	357 615 301
24.0113-0179.1	413179	B	HC				280,0	13,0	11,0	56,5	108,0	4	68,0	159,0	15,4	AUDI	8A0 615 301
																	8A0 615 301 D
																	8D0 615 301 A
24.0113-0181.1	413181	B	HC				280,0	13,0	11,0	46,5	112,0	5	68,0	159,0	15,4	AUDI	8D0 615 301 A
24.0113-0182.1	413182	B					236,0	12,8	11,4	45,7	100,0	4	62,0	125,5	14,8	SKODA/VW	6U0 615 301
24.0113-0183.1	413183						234,0	13,0	11,4	34,0	104,0	4	86,0	126,0	10,6	MITSUBISHI	MB618737
24.0113-0184.1	413184	S	B				266,0	13,0	11,0	27,2	108,0	4	66,0	133,0	13,0	CITROEN	16 086 916 80
																	4246 R4
																	4249 82
																	16 086 916 80
																	4246 R2
24.0113-0185.1	413185	S	B				247,5	13,0	11,0	34,2	108,0	4	66,0	133,0	13,0	CITROEN	4246 R9
																	PEUGEOT
																	4246 R8
																	4249 A5
24.0113-0186.1	413186						234,0	13,0	11,4	45,0	100,0	4	64,0	126,0	12,6	MITSUBISHI	MB699281
																	PROTON
																	MB699281
24.0113-0188.1	413188						238,0	12,7	10,7	47,2	100,0	4	61,0	123,0	13,0	ROVER	GBD90819
																	GBD90829
24.0113-0189.1	413189	B					290,0	12,5	11,7	61,5	127,0	5	101,6	160,5	10,0	LAND ROVER	FRC9831
																	FTC1381
24.0113-0190.1	413190						240,0	12,8	11,6	43,0	95,2	4	66,0	122,0	13,0	ROVER	FAM8405
																	GBD90811
																	NAM8415
24.0113-0193.1	413193						236,0	12,8	11,4	48,9	100,0	4	62,0	124,7	13,0	SKODA	115 430 212
24.0113-0194.1	413194	B					294,0	13,5	11,5	41,0	112,0	5	68,2	165,0	16,5	FORD	1140278
																	7D0 615 601 C
24.0113-0195.1	413195	B					236,0	12,6	9,7	35,4	102,0	4	86,0	107,5	M10x1,25	CHEVROLET	96284392
																	96455424
																	96284392
24.0113-0196.1	413196	B					290,0	12,5	11,3	56,0	114,3	5	72,0	180,0	14,5	DAEWOO	4721 023
																	CHRYSLER
																	4721 023AF
																	4721 023AG



Abmessungen Bremsscheiben

Dimensions brake discs - Misure dischi freno -

Dimensions Disques de frein - Medidas disco de freno



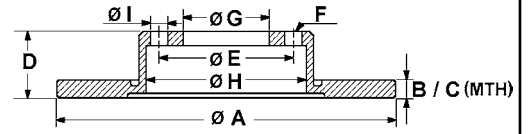
S Fixierschraube - fixing screw - vite di riparazione - vis de fixation - tornillo quefija
 B beschichtet - coated - rivestito - revêtu - recubierto
 HC hochgekohlt - high carbon - ad alto tenore di carbonio - à haute teneur en carbone - altamente carbonizado
 L legiert - alloyed - alligato/legato - allié - aleado
 V ventiliert - ventilated - ventilato - ventilé - ventilado
 ● gelocht - perforated - perforato - poinçonné - perforado

		S	B	HC	L	V	A	B	C	D	E	F	G	H	I	OE - #	
24.0113-0197.1	413197		B				304,5	12,6	11,7	62,8	120,0	5	70,0	161,5	14,3	LAND ROVER	NTC8781 SDB000210 SDB000470
24.0113-0198.1	413198		B				262,0	13,0	11,0	44,5	100,0	4	64,2	141,0	13,0	ROVER	GBD90841 SDB100500
24.0114-0100.1	414100						270,0	14,3	12,9	71,2	100,0	5	78,5	120,0	M10	FORD	5022674 5022677
24.0114-0101.1	414101						263,0	14,3	12,7	65,0	108,0	5	68,1	139,0	16,3	VOLVO	270737
24.0114-0102.1	414102						257,5	14,0	12,8	50,7	98,0	4	59,0	128,7	13,2	FIAT/LANCIA	82434169
24.0114-0103.1	414103						254,0	14,3	12,9	31,5	100,0	5	78,5	138,0	M10	FORD	5022676
24.0114-0107.1	414107						280,0	14,0	12,6	55,5	138,0	5	112,0	150,0	M10x1,5	PEUGEOT	4246 69 4246 B8
24.0114-0108.1	414108		B				298,5	14,0	13,0	70,0	127,0	5	101,6	160,5	10,0	LAND ROVER	FRC7329 FRC7392 FTC3846
24.0114-0110.2	414110						267,0	14,2	12,8	111,0	170,0	6	58,3	115,0	M18x1,5	IVECO	93800492
24.0114-0111.1	414111		B				331,0	13,9	12,3	55,3	112,0	5	67,0	184,0	15,3	MERCEDES BENZ	163 423 00 12
24.0114-0112.1	414112		S	B			276,0	14,0	12,0	62,0	108,0	4	71,0	136,5	13,0	CITROEN	4246 W4
24.0114-0113.1	414113		B				262,0	14,0	11,0	51,0	114,3	5	66,1	140,8	12,6	LAND ROVER	SDB100830
24.0114-0114.1	414114		S	B	HC	L	330,0	14,0	11,4	63,0	112,0	5	67,0	210,0	15,2	MERCEDES BENZ	164 423 05 12 164 423 12 12
24.0114-0115.1	414115						298,0	14,0	13,0	59,0	127,0	5	101,6	159,6	10,2	LAND ROVER	SDB000330 SDB100980
24.0114-0116.1	414116		S	B			290,0	14,0	12,0	49,0	108,0	5	71,0	143,7	13,2	CITROEN	4249 23 4249 91 16 118 410 80 FIAT 9467548487 9404249918 PEUGEOT 4249 22 4249 91
24.0114-0118.1	414118		B				320,0	14,0	12,5	66,3	127,0	5	72,0	205,0	16,2	JEEP	5208 9275AB
24.0114-0119.1	414119		S	B	HC	L	325,0	14,0	11,4	54,0	112,0	5	67,0	183,0	15,0	MERCEDES BENZ	166 423 00 12
24.0115-0105.1	415105		B	HC			288,0	15,0	13,0	46,5	112,0	5	68,0	135,5	15,4	AUDI	4A0 615 301 B
24.0115-0106.1	415106					V	214,0	15,0	13,0	46,2	100,0	4	61,0	126,5	12,6	NISSAN	40206-27B01
24.0115-0108.1	415108		B				281,0	15,0	13,2	44,7	98,0	5	59,0	127,0	13,0	ALFA ROMEO	60658567
24.0115-0109.1	415109		B	HC		V	239,0	15,0	13,0	34,5	100,0	4/6	65,0	124,7	13,6	AUDI/VW	6E0 615 301
24.0115-0111.1	415111		B				285,0	15,0	13,0	52,5	112,0	5	67,0	184,0	15,0	MERCEDES BENZ	163 421 01 12
24.0115-0112.1	415112						281,0	15,0	13,2	44,7	98,0	4	59,0	127,0	13,0	LANCIA	46763837
24.0116-0100.1	416100		B				280,0	16,0	13,0	78,6	112,0	5	88,0	133,5	12,5	MERCEDES BENZ	601 420 02 72 601 421 04 12
24.0116-0104.1	416104		B				258,0	16,0	13,0	95,5	112,0	5	45,2	67,9	M14x1,5	VOLKSWAGEN	251 407 617 M
24.0116-0105.1	416105		B				256,0	16,1	13,5	64,1	118,0	5	73,0	141,0	15,5	ALFA/FIAT	7531819 60809894 93500520 CITROEN 4246 N5 4246 B4 4249 L1
24.0116-0106.1	416106						290,0	16,0	14,8	61,0	118,0	5	73,0	141,0	15,5	CITROEN FIAT PEUGEOT	ZF 93 500 521 93500521 4246 H3
24.0116-0107.2	416107						238,5	16,0	14,5	79,0	140,0	5	102,0	138,0	M14x1,5	MERCEDES BENZ	631 420 03 72
24.0116-0108.1	416108						260,0	16,0	13,0	64,0	112,0	5	68,2	144,0	16,5	VOLKSWAGEN	701 615 301 C
24.0116-0109.1	416109						258,0	16,0	13,0	57,5	112,0	5	67,0	135,0	15,5	VOLKSWAGEN	251 407 615 Q
24.0116-0110.1	416110		S	B	HC	L	272,0	16,0	14,0	96,7	130,0	5	85,0	160,0	15,0	MERCEDES BENZ	902 423 03 12 902 423 05 12 VOLKSWAGEN 2D0 615 601 A 2D0 615 601 D
24.0116-0116.2	416116		B				280,0	16,0	13,0	68,7	160,0	5	96,0	120,0	M10x1,5	FORD	1451161
24.0116-0117.1	416117		B				273,0	16,0	15,0	37,5	114,3	5	66,5	162,0	14,0	DAIHATSU	43512-87402-000
24.0116-0118.1	416118					V	234,0	16,0	14,0	37,0	88,0	4	70,0	111,0	M10	DAIHATSU	43512-87220-000
24.0116-0119.1	416119		B			V	292,0	16,0	14,0	62,0	114,3	5	68,0	172,0	12,7	NISSAN	43206-8H305 43206-8H700 43206-8H701 43206-8H702 43 20 031 12R
24.0116-0120.1	416120		B			V	234,0	16,0	15,0	40,9	100,0	4	55,1	125,0	13,2	RENAULT DAIHATSU	43512-97202-000
24.0116-0121.1	416121		B				298,0	16,0	14,0	71,0	130,0	6	85,0	180,0	15,0	MERCEDES BENZ	906 423 00 12
24.0116-0122.1	416122		B			V	308,0	16,0	14,0	62,0	114,3	5	68,0	190,0	12,8	VOLKSWAGEN NISSAN	2E0 615 601 A 43206-CA000

Abmessungen Bremsscheiben

Dimensions brake discs - Misure dischi freno -

Dimensions Disques de frein - Medidas disco de freno



S Fixierschraube - fixing screw - vite di riparazione - vis de fixation - tornillo quefija

B beschichtet - coated - rivestito - revêtu - recubierto

HC hochgekohlt - high carbon - ad alto tenore di carbonio - à haute teneur en carbone - altamente carbonizado

L legiert - alloyed - alligato/legato - allié - aleado

V ventiliert - ventilated - ventilato - ventilé - ventilado

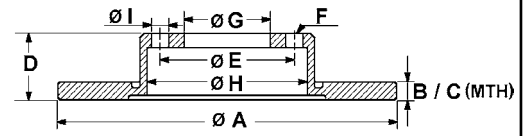
● gelocht - perforated - perforato - poinçonné - perforado

		S	B	HC	L	V	A	B	C	D	E	F	G	H	I	OE	#
24.0116-0123.1	416123		B				300,0	16,0	14,2	80,0	130,0	5	79,0	172,0	17,5	CITROEN	4249 42 4249 K6 51740250 51749555 PEUGEOT 4249 41 4249 K6 16 078 806 80
24.0116-0124.1	416124		B				280,0	16,0	14,2	82,0	118,0	5	72,0	172,0	15,6	CITROEN	4246 Y7 4249 K7 4249 L0 46833806 FIAT 51740245 51749274 PEUGEOT 51848617 4246 Y9 4249 K7 4249 L0 16 078 804 80
24.0116-0125.1	416125		B				280,0	16,0	14,2	82,0	130,0	5	79,0	172,0	17,5	CITROEN	4246 Z1 4249 K8 4249 K9 46833807 FIAT 51740248 51749275 PEUGEOT 51856412 4246 Z3 4249 K8 4249 K9 16 078 805 80
24.0116-0126.1	416126		B				280,0	16,0	13,0	16,3	124,0	5/10	107,5	144,5	10,7	FORD	1464031
24.0116-0127.1	416127				V		211,0	16,0	14,0	41,0	88,0	4	70,0	97,0	M10x1,25	DAIHATSU	43512-87215-000
24.0116-0128.1	416128						276,0	16,0	13,0	69,5	118,0	5	73,0	145,0	15,5	IVECO	42471034
24.0116-0129.1	416129						276,0	16,0	13,0	69,5	118,0	5	73,0	145,0	15,5	IVECO	2991646
24.0116-0130.1	416130		B		V		234,0	16,0	15,0	41,0	100,0	4	55,0	125,0	14,0	DAIHATSU	43512-B1050-000
24.0116-0132.1	416132		B				280,0	16,0	13,0	62,1	127,0	6	108,0	164,5	10,8	SUBARU	43512B1050
24.0116-0133.1	416133		S B				303,0	16,0	13,0	83,0	130,0	5	85,0	158,5	15,0	NISSAN	43206-MB600
24.0116-0134.1	416134		B				284,0	16,0	13,0	43,9	124,0	10	107,1	148,0	10,7	MERCEDES BENZ	461 421 00 12 461 421 00 12
24.0117-0101.1	417101				V		231,0	17,0	15,0	44,0	100,0	4	61,0	124,0	12,6	FORD	1488311 8C1V-2A315-AA
24.0117-0103.1	417103		B		V		231,2	17,0	15,0	50,0	114,3	4	64,0	137,5	12,8	HONDA	45251-SB2-932 45251-SB2-940
24.0117-0104.1	417104				V		287,0	17,0	15,0	46,1	140,0	5	107,0	183,0	13,0	ROVER	DBP7954 GBD90803 GBD90814 GBD90825
24.0117-0105.1	417105		B		V		231,0	17,0	15,0	49,2	100,0	4	60,0	125,0	12,8	SUBARU	5531180F03 SUZUKI 55311-60B20 55311-72F00 55311M72F00
24.0117-0106.1	417106		B		V		253,0	17,0	15,0	49,0	100,0	4	60,0	153,0	12,5	SUZUKI	55211-56B00 55311-75F00 55311-M75F00
24.0117-0107.1	417107		B		V		246,0	17,0	16,0	41,9	100,0	4	55,1	137,0	13,2	OPEL/AUXHALL	47 06 749/93176389 47 07 288/93179462
24.0117-0108.1	417108		B		V		257,0	17,0	15,0	49,2	100,0	4	60,0	151,0	12,7	SUBARU	5531186G02 SUZUKI 55311-84E01 55311-86G02
24.0117-0109.1	417109				V		287,0	17,0	15,0	29,0	140,0	5	108,2	181,7	13,0	DAIHATSU	43512-97402-000
24.0118-0101.1	418101				V		238,0	18,0	16,0	31,0	94,0	4	75,0	143,5	10,5	SUZUKI	55211-65D01
24.0118-0104.1	418104				V		242,0	18,0	16,0	43,9	90,0	4	70,0	100,0	M10	MAZDA	B107-33-251 BF68-33-251A
24.0118-0105.1	418105		B				282,0	18,0	15,0	64,5	112,0	5	68,2	144,0	16,5	SUBARU	25431GA171 25431GA200
24.0118-0106.1	418106		S B	HC	V		239,0	18,0	16,0	34,5	100,0	4	65,0	125,0	13,6	VOLKSWAGEN	701 615 301 E
24.0118-0107.1	418107		B		V		240,0	18,0	16,0	45,2	100,0	4	61,0	130,0	12,6	SEAT/VW	6N0 615 301 C 6N0 615 301 F
24.0118-0108.1	418108		B				280,0	18,0	15,9	65,5	118,0	5	73,0	141,3	15,5	VOLKSWAGEN	40206-58A00 40206-58A01 40206-60Y01
																CITROEN	4246 J9
																FIAT	1300500080
																PEUGEOT	4246 J8

Abmessungen Bremsscheiben

Dimensions brake discs - Misure dischi freno -

Dimensions Disques de frein - Medidas disco de freno



S Fixierschraube - fixing screw - vite di riparazione - vis de fixation - tornillo quejija

B beschichtet - coated - rivestito - revêtu - recubierto

HC hochgekohlt - high carbon - ad alto tenore di carbonio - à haute teneur en carbone - altamente carbonizado

L legiert - alloyed - alligato/legato - allié - aleado

V ventiliert - ventilated - ventilato - ventilé - ventilado

● gelocht - perforated - perforato - poinçonné - perforado

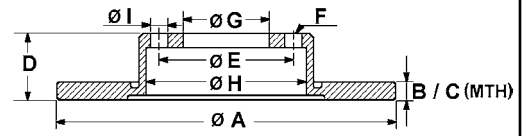
		S	B	H	C	L	V	A	B	C	D	E	F	G	H	I	OE - #
24.0118-0109.1	418109						V	242,0	18,0	16,4	34,0	104,0	4	86,0	126,0	10,6	MITSUBISHI MB316677 MB366434
24.0118-0110.1	418110						V	238,0	18,0	17,0	48,2	100,0	4	54,1	127,0	14,5	TOYOTA 43512-12250 43512-12300 43512-12310 43512-12330 43512-12440 43512-12480
24.0118-0111.1	418111	S	B	HC			V	282,0	18,0	15,0	55,0	112,0	5	68,2	144,0	16,5	VOLKSWAGEN 701 615 301 G
24.0118-0112.1	418112						V	236,0	18,0	16,4	34,0	104,0	4	86,0	141,0	10,6	MITSUBISHI MB618734 MB618735
24.0118-0113.1	418113		B				V	235,0	18,0	16,0	45,0	100,0	4	55,0	125,0	13,0	MAZDA NA01-33-25X NA01-33-25XA NA01-33-25XC
24.0118-0115.1	418115						V	212,0	18,0	15,5	36,5	94,0	4	65,1	99,0	M10x1,25	SUBARU 725431150 725431312
24.0118-0116.1	418116						V	240,0	18,0	15,5	36,5	94,0	4	65,1	150,5	M10x1,25	SUBARU 725431321
24.0118-0117.1	418117						V	247,0	18,0	16,0	45,2	100,0	4	61,0	130,0	12,7	NISSAN 40206-0M802
24.0118-0118.1	418118						V	232,0	18,0	16,0	45,2	100,0	4	61,0	130,0	12,8	NISSAN 40206-0M602
24.0118-0119.1	418119						V	291,0	18,0	17,0	68,4	114,3	5	60,0	190,0	14,5	TOYOTA 42431-14110
24.0118-0120.1	418120		B				V	236,0	18,0	16,4	45,0	100,0	4	64,0	126,0	12,6	MITSUBISHI MB699283 MB950922 MR449769 MB699283
24.0118-0121.1	418121						V	277,0	18,0	17,0	32,5	118,0	5	96,0	176,0	10,6	PROTON DAIHATSU 43512-87608-000
24.0118-0122.1	418122		B				V	313,5	18,0	16,6	80,2	139,6	6	101,0	210,0	12,6	ISUZU 97034036 OPEL/AUXHALL 5 69 104/97034036 5 69 106/91151563
24.0118-0124.1	418124		B				V	238,0	18,0	17,0	42,8	100,0	4	55,0	127,0	14,6	TOYOTA 43512-16070 43512-16120
24.0118-0125.1	418125						V	242,0	18,0	16,0	52,5	100,0	5	58,0	128,0	13,0	SUBARU 26310AA012
24.0118-0126.1	418126						V	234,5	18,0	17,0	47,0	100,0	4	56,0	128,5	13,0	DAIHATSU 43512-87710-000 43512-87718-000 43512-87725-000
24.0118-0129.1	418129		B				V	302,0	18,0	16,0	46,2	114,3	5	62,0	156,7	14,6	TOYOTA 43512-42010
24.0118-0131.1	418131		B				V	235,0	17,9	16,0	43,2	100,0	4	55,0	129,5	14,5	TOYOTA 43512-0D010 43512-52050
24.0118-0136.1	418136						V	316,0	18,0	16,0	80,0	139,7	6	111,0	189,0	12,8	NISSAN 43206-05J04 43206-VB000
24.0118-0137.1	418137	S	B	HC			V	239,0	18,0	16,0	35,0	100,0	5	65,0	125,0	15,6	SKODA/VW VOLKSWAGEN 6Q0 615 301 6Q0 615 301 A
24.0118-0138.1	418138		B				V	234,0	18,0	16,0	50,7	100,0	4	62,2	126,0	12,6	HYUNDAI 51712-02551
24.0118-0139.1	418139		B				V	238,0	18,0	16,0	46,2	100,0	4	59,0	130,0	12,5	NISSAN 40206-1F500 40206-72B00
24.0118-0140.1	418140		B				V	315,0	18,0	16,4	84,2	139,7	6	108,0	197,0	12,5	MITSUBISHI MB618797
24.0118-0141.1	418141						V	266,0	18,0	16,4	60,2	114,3	4	90,0	168,0	12,6	HYUNDAI KIA 58411-M2050 58411-M2050
24.0118-0143.1	418143		B				V	329,2	18,0	16,0	102,6	150,0	5	110,0	230,0	16,7	LEXUS/TOYOTA 42431-60220 42431-60221 42431-60280 42431-60281
24.0118-0144.1	418144		B				V	252,0	18,0	16,0	49,0	100,0	4	62,2	126,0	12,6	HYUNDAI 51712-0X700 51712-B9000 51712-07700
24.0118-0145.1	418145		B				V	241,0	18,0	16,0	49,0	100,0	4	62,2	126,0	12,6	KIA HYUNDAI KIA 51712-0X500 51712-07500
24.0118-0146.1	418146		B				V	332,0	18,0	16,0	74,4	139,7	6	94,0	210,0	12,8	MITSUBISHI 4615A037
24.0118-0147.1	418147		B				V	310,0	18,0	16,5	67,2	114,3	5	62,0	190,0	14,5	LEXUS 42431-30290
24.0118-0148.1	418148		B				V	286,0	18,0	16,0	58,7	114,3	5	72,0	190,0	13,0	MAZDA LE44-26-251A
24.0118-0149.1	418149		B				V	302,0	18,0	16,0	43,3	114,3	5	72,0	142,8	13,0	MAZDA F151-26-251A
24.0118-0150.1	418150		B				V	301,6	18,0	16,0	56,6	114,3	5	72,0	190,0	13,0	MAZDA L206-26-251B
24.0118-0151.1	418151		B				V	256,0	18,0	16,0	46,9	100,0	4	62,2	126,0	12,5	HYUNDAI 51712-1J500
24.0118-0153.1	418153		B				V	302,0	18,0	15,0	51,0	140,0	8	120,0	164,0	10,9	OPEL/AUXHALL NISSAN 43206-00Q0C 43 20 679 43R
24.0118-0154.1	418154		B				V	324,0	18,0	16,0	67,0	114,3	5	69,0	210,0	12,5	HYUNDAI 58411-3J500
24.0118-0158.1	418158		B				V	324,6	18,0	16,0	56,7	114,3	5	72,0	190,0	13,0	MAZDA L232-26-251C
24.0118-0709.1	418709		B				V	312,0	18,0	16,0	68,0	139,7	6	106,0	210,0	14,5	TOYOTA 42431-60200 LEXUS/TOYOTA 42431-60201
24.0118-0724.1	418724		B				V	308,0	18,0	16,0	62,7	114,3	5	68,0	190,0	12,7	NISSAN 43206-EB300
24.0118-0725.1	418725		B				V	290,0	18,0	16,0	67,4	100,0	5	58,0	170,0	13,0	SUBARU 26700AE080 26700AE081
24.0119-0104.1	419104						V	242,0	19,0	17,0	49,6	100,0	4	61,0	126,7	12,6	HONDA 45251-SE0-010
24.0119-0106.1	419106						V	242,0	19,0	17,0	44,1	100,0	4	61,0	122,0	12,6	HONDA 45251-SB2-990



Abmessungen Bremsscheiben

Dimensions brake discs - Misure dischi freno -

Dimensions Disques de frein - Medidas disco de freno



S Fixierschraube - fixing screw - vite di riparazione - vis de fixation - tornillo quefija

B beschichtet - coated - rivestito - revêtu - recubierto

HC hochgekohlt - high carbon - ad alto tenore di carbonio - à haute teneur en carbone - altamente carbonizado

L legiert - alloyed - alligato/legato - allié - aleado

V ventiliert - ventilated - ventilato - ventilé - ventilado

● gelocht - perforated - perforato - poinçonné - perforado

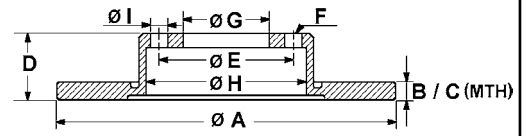
		S	B	HC	L	V	A	B	C	D	E	F	G	H	I	OE - #
24.0119-0107.1	419107	S	B	HC		V	276,0	19,0	17,4	60,3	120,0	5	75,0	160,8	14,5	BMW 34 21 6 855 155 34 21 6 864 903 34 21 1 165 563 34 21 6 864 056
24.0119-0108.1	419108	S	B	HC		V	294,0	18,9	17,4	59,7	120,0	5	75,0	160,8	14,8	BMW 51712-28000 51712-28000D
24.0119-0109.1	419109					V	242,0	19,1	17,0	40,5	104,0	4	86,0	143,0	M10x1,25	HYUNDAI 51712-28000
24.0119-0111.1	419111					V	242,0	19,2	17,0	37,2	104,0	4	86,0	126,0	10,4	HYUNDAI 51712-28000D
24.0119-0112.1	419112	S	B	HC		V	294,0	19,0	17,4	74,7	120,0	5	75,0	160,8	14,7	BMW 34 21 6 794 303
24.0119-0113.1	419113	S	B	HC		V	294,0	19,0	17,4	60,5	120,0	5	75,0	184,0	14,7	BMW 34 21 1 166 165
24.0119-0114.1	419114		B			V	241,0	19,0	17,0	52,1	100,0	4	62,2	126,0	12,5	HYUNDAI 51712-25061 51712-25061
24.0119-0115.1	419115		B			V	241,0	19,0	17,0	47,8	100,0	4	62,2	126,0	12,5	NISSAN 51712-1C000
24.0119-0116.1	419116		B			V	256,0	19,0	17,0	47,9	100,0	4	62,2	125,0	12,5	HYUNDAI 51712-1C050
24.0120-0103.1	420103			HC	L	V	282,5	20,5	19,1	35,3	126,0	5	107,0	145,0	8,4	PORSCHE 477 405 083 A 911 351 041 20
24.0120-0104.1	420104			HC	L	V	289,0	20,0	18,6	100,0	130,0	5	103,0	180,0	15,4	PORSCHE 944 352 041 03
24.0120-0108.1	420108					V	260,0	20,0	18,0	54,0	98,0	5	58,0	127,0	13,0	CITROEN 5 429 669 S 75 529 364
24.0120-0112.1	420112			HC	L	V	289,0	19,9	18,7	71,2	130,0	5	102,8	180,0	15,6	PORSCHE 944 352 041 02
24.0120-0113.1	420113			HC		V	300,0	20,0	18,4	68,0	120,0	5	75,0	180,0	14,5	BMW 34 21 1 162 967
24.0120-0114.2	420114		B			V	281,0	19,9	18,0	80,5	115,0	5	91,0	128,5	M14x1,5	VOLKSWAGEN 281 615 283 A
24.0120-0115.1	420115	S	B	HC	L	V	236,0	20,0	17,0	41,0	100,0	4/6	60,0	123,0	14,0	CHEVROLET 90121445 DAEWOO 90121445 OPEL/VAUXHALL 5 69 054/90511111 NISSAN 40206-37J01 40206-C7000 40206-C7001 40206-G9500
24.0120-0119.1	420119					V	295,0	20,0	18,0	29,0	137,0	6	104,0	178,0	M12x1,25	NISSAN 40206-37J01 40206-C7000 40206-C7001 40206-G9500
24.0120-0120.1	420120			HC		V	256,0	20,0	18,0	41,9	108,0	4	68,0	134,0	15,4	AUDI 853 615 301 A 853 615 301 C
24.0120-0121.1	420121					V	242,0	20,0	18,0	37,5	94,0	4	75,0	113,0	10,6	MAZDA GJ96-33-25XA
24.0120-0122.1	420122		B			V	308,0	20,0	18,0	64,5	108,0	5	68,0	178,0	16,5	VOLVO 8624926
24.0120-0123.1	420123	S	B	HC	L	V	239,0	20,0	18,0	39,0	100,0	4	65,0	123,8	13,6	AUDI/SEAT/VW 321 615 301 C
24.0120-0125.1	420125	S	B			V	238,0	20,1	17,7	41,0	100,0	4	61,0	128,0	12,5	NISSAN 40206-00QAJ RENAULT 77 01 204 286 86 71 000 085 77 00 715 081 77 01 204 283
24.0120-0126.1	420126		B			V	259,0	20,2	17,7	46,4	100,0	4	61,0	130,0	12,8	RENAULT 77 00 715 081 77 01 204 283
24.0120-0128.1	420128	S	B	HC	L	V	256,0	20,0	18,0	38,8	100,0	4	65,0	131,5	13,8	SEAT/VW 321 615 301 D 6N0 615 301 D
24.0120-0129.1	420129					V	257,4	20,0	18,2	51,7	98,0	4	59,0	127,0	13,0	ALFA/FIAT/LANCIA 60810227 82464702
24.0120-0130.1	420130					V	255,0	20,0	18,4	45,0	108,0	6	87,0	115,0	10,5	MITSUBISHI MB151387
24.0120-0131.1	420131					V	247,0	20,4	18,5	44,2	108,0	4	66,0	133,2	12,8	CITROEN 91 517 694 PEUGEOT 4246 A6
24.0120-0132.1	420132	S	B			V	247,0	20,4	18,5	34,2	108,0	4	66,0	133,2	12,8	CITROEN 95 661 747 PEUGEOT 4246 A7 4249 96
24.0120-0133.1	420133	S	B			V	266,0	20,5	18,5	27,6	108,0	4	66,0	133,0	13,0	CITROEN 4249 F0 PEUGEOT 4246 97 4249 F0
24.0120-0134.1	420134					V	265,0	20,5	17,7	31,6	100,0	4	61,0	127,0	12,8	RENAULT 77 00 764 193 77 01 467 955
24.0120-0135.1	420135					V	244,0	20,5	17,7	31,6	100,0	4	61,0	127,0	12,5	RENAULT 77 00 758 901 77 01 204 954 77 01 467 954
24.0120-0137.1	420137		B			V	269,0	19,9	18,0	46,0	112,0	5	68,0	156,0	15,5	AUDI 447 615 601 A
24.0120-0139.1	420139					V	255,5	20,0	18,4	33,5	104,0	5	84,0	84,5	10,6	MITSUBISHI MB238495
24.0120-0140.1	420140	S	B	HC	L	V	256,0	20,0	17,0	41,0	100,0	4/6	60,0	123,0	14,0	OPEL/VAUXHALL 5 69 055/90511128
24.0120-0142.1	420142		B	HC	L	V	257,5	20,0	18,2	40,5	98,0	4	59,0	126,7	13,0	ALFA/FIAT/LANCIA 7779409 71738145 51749124 60806137 60810076 60811256 60811266
24.0120-0143.1	420143					V	240,0	20,0	18,2	46,5	98,0	4	59,0	124,5	13,0	FIAT 7650707
24.0120-0146.1	420146		B			V	253,0	20,0	18,0	43,7	108,0	4	63,5	153,0	13,7	FORD 4115996 5026786
24.0120-0147.1	420147		B			V	239,5	20,0	18,0	43,0	108,0	4	63,5	136,0	13,7	FORD/MAZDA 1019604 1066271 1320581 1320582 5028281



Abmessungen Bremsscheiben

Dimensions brake discs - Misure dischi freno -

Dimensions Disques de frein - Medidas disco de freno



S Fixierschraube - fixing screw - vite di riparazione - vis de fixation - tornillo quefija

B beschichtet - coated - rivestito - revêtu - recubierto

HC hochgekohlt - high carbon - ad alto tenore di carbonio - à haute teneur en carbone - altamente carbonizado

L legiert - alloyed - alligato/legato - allié - aleado

V ventiliert - ventilated - ventilato - ventilé - ventilado

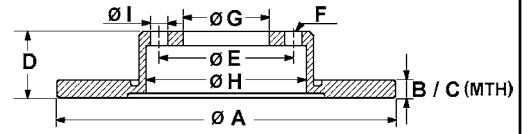
● gelocht - perforated - perforato - poinçonné - perforado

		S	B	HC	L	V	A	B	C	D	E	F	G	H	I	OE - #	
24.0120-0148.1	420148					V	238,0	20,1	17,7	46,0	100,0	4	61,0	132,0	12,5	RENAULT	77 01 466 782
24.0120-0152.1	420152					V	242,0	20,0	18,0	49,2	114,3	4	68,0	138,0	12,5	NISSAN	40206-90J01
24.0120-0153.1	420153					V	302,0	20,0	19,0	48,0	139,7	6	100,0	166,5	15,0	TOYOTA	43512-60011 43512-60040 43512-69015 43512-69016
24.0120-0154.1	420154	S	B	HC		V	298,0	20,0	18,4	61,3	120,0	5	75,0	185,0	14,5	BMW	34 21 1 164 175 34 21 6 767 060
24.0120-0155.1	420155		B	HC	L	V	257,5	20,0	18,2	40,5	98,0	5	59,0	126,7	16,5	CITROEN	4249 L4
24.0120-0157.1	420157					V	251,0	20,0	18,0	45,8	98,0	4	62,0	159,5	13,0	FIAT	1316323080
24.0120-0159.1	420159					V	257,0	20,0	18,2	40,5	98,0	5	59,0	126,4	13,2	PEUGEOT	4246 H8
24.0120-0162.1	420162					V	243,0	20,0	18,0	42,5	100,0	4	57,0	136,0	13,0	SEAT	SE021165002A
24.0120-0163.1	420163					V	235,0	20,0	18,0	49,5	100,0	4	60,0	125,2	12,7	ALFA/FIAT	46425960
24.0120-0166.1	420166					V	253,0	20,0	18,4	28,6	104,0	5	84,0	148,0	10,6	KIA	0K20A-33-251A
24.0120-0168.1	420168					V	289,0	20,0	18,0	64,2	127,0	6	100,0	156,0	10,7	SUZUKI	55311-61G01
24.0120-0169.1	420169					V	255,0	20,0	18,0	45,0	100,0	4	55,0	125,0	13,0	HYUNDAI	58129-44010
24.0120-0171.1	420171		B			V	286,0	20,0	18,0	67,0	110,0	5	65,5	160,0	14,0	TOYOTA	43512-35190
24.0120-0172.1	420172		B			V	269,0	19,9	18,0	59,5	112,0	5/10	68,0	156,0	15,3	VOLKSWAGEN	J43 512 351 90
24.0120-0173.1	420173	S	B			V	292,0	19,9	18,0	41,4	110,0	5	65,5	162,5	14,0	MAZDA	N026-33-25X
24.0120-0174.1	420174					V	240,0	20,0	17,0	41,0	100,0	4/6	60,0	126,0	14,0	OPEL/VAUXHALL	5 69 100/9195052
24.0120-0175.1	420175		B			V	255,0	20,0	18,0	43,1	100,0	4	55,0	129,0	14,5	AUDI	857 615 601
24.0120-0176.1	420176					V	292,0	20,0	18,0	67,0	130,0	5	98,0	164,0	15,4	FIAT	46836490
24.0120-0177.1	420177		B	HC	L	V	242,0	20,0	18,0	43,5	100,0	4	57,0	136,0	13,0	OPEL/VAUXHALL	71772548
24.0120-0178.1	420178					V	324,0	20,0	18,4	67,0	120,0	5	79,0	185,0	16,5	OPEL/VAUXHALL	5 69 114/93171778
24.0120-0180.1	420180	S	B			V	247,0	20,0	18,0	35,3	100,0	4	55,0	129,0	13,2	SAAB	9191336
24.0120-0181.1	420181					V	300,0	20,0	18,4	61,0	120,0	5	75,0	180,0	14,5	TOYOTA	12762291
24.0120-0182.1	420182		B			V	328,0	20,0	18,4	61,0	120,0	5	75,0	180,0	14,5	OPEL/VAUXHALL	5 69 021/9195985
24.0120-0183.1	420183	S	B	HC		V	320,0	20,0	18,4	63,2	120,0	5	75,0	185,0	14,5	SAAB	9191336
24.0120-0184.1	420184		B			V	240,5	20,0	18,2	40,5	98,0	4	59,0	146,5	13,0	TOYOTA	43512-0D050
24.0120-0185.1	420185					V	290,0	20,0	18,7	83,0	130,0	5	90,0	180,0	15,4	TOYOTA	43512-17120
24.0120-0186.1	420186					V	239,0	19,5	18,0	41,8	98,0	4	58,5	154,0	13,0	TOYOTA	43512-17130
24.0120-0187.1	420187					V	260,0	20,0	18,5	42,0	98,0	4	58,5	174,0	13,0	TOYOTA	43512-17131
24.0120-0188.1	420188		B			V	305,0	20,0	18,5	67,9	120,7	5	73,8	180,0	13,3	TOYOTA	43512-52040
24.0120-0189.1	420189	S	B	HC		V	312,0	20,0	18,4	61,0	120,0	5	75,0	180,0	14,5	TOYOTA	43512-52090
24.0120-0190.1	420190	S	B	HC		V	312,0	20,0	18,4	61,0	120,0	5	75,0	180,0	14,5	PORSCHE	986 352 401 04
24.0120-0191.1	420191		B	HC		V	324,0	20,0	18,4	80,3	120,0	5	75,0	185,0	16,6	KIA	0K2AA-33-251A
24.0120-0193.1	420193					V	240,0	20,0	18,2	46,5	98,0	4	59,0	124,5	13,2	KIA	0K2AA-33-251B
24.0120-0195.1	420195	S	B	HC		V	300,0	20,0	18,4	66,0	120,0	5	75,0	160,8	14,5	KIA	0K2AA-33-251C
24.0120-0196.1	420196	S	B			V	300,0	20,0	18,0	69,1	110,0	5	65,5	160,0	14,2	BMW	34 21 1 166 127
24.0120-0197.1	420197					V	246,0	20,0	18,0	50,0	100,0	4	60,0	125,0	12,8	CITROEN	4246 J0
24.0120-0199.1	420199					V	278,0	19,9	17,4	55,2	112,0	5	67,0	164,0	15,0	CITROEN	4259 55
24.0120-0200.1	420200		B	HC	L	V	354,0	20,0	17,0	74,9	120,0	5	79,0	210,0	16,6	PEUGEOT	4249 94
						V										PEUGEOT	4246 F0
						V										PEUGEOT	4249 54
						V										PEUGEOT	4249 94
						V										TOYOTA	43512-0H010
						V										TOYOTA	43512-0H020
						V										BMW	34 21 1 165 265
			S	B	HC	V										BMW	34 21 6 767 062
			S	B	HC	V										BMW	34 21 6 772 085
			B			V										FIAT	46788929
						V										FORD	51742727
						V										FORD	1541806
						V										FORD	9S51 1125-DA
						V										PORSCHE	901 352 041 14
						V										LADA	2110-3501070
						V										LADA	2112-3501070
			B			V										JAGUAR	JLM 11904
						V										JAGUAR	JLM 12428
						V										JAGUAR	JLM 20342
			S	B	HC	V										BMW	34 21 2 227 177
			S	B	HC	V										BMW	34 21 2 227 178
			B	HC		V										BMW	34 21 6 756 849
						V										FIAT	46419204
			S	B	HC	V										BMW	34 21 6 855 007
			S	B		V										SAAB	5232756
						V										SAAB	12763593
						V										SUZUKI	55311-62G02
						V										SUZUKI	55311-62G03
						V										MERCEDES BENZ	124 423 10 12
			B	HC	L	V										LAND ROVER	SDB500201
						V										LAND ROVER	SDB500202
						V										LAND ROVER	LR031844

Abmessungen Bremsscheiben

Dimensions brake discs - Misure dischi freno -

Dimensions Disques de frein - Medidas disco de freno



S Fixierschraube - fixing screw - vite di riparazione - vis de fixation - tornillo quefija

B beschichtet - coated - rivestito - revêtu - recubierto

HC hochgekohlt - high carbon - ad alto tenore di carbonio - à haute teneur en carbone - altamente carbonizado

L legiert - alloyed - alligato/legato - allié - aleado

V ventiliert - ventilated - ventilato - ventilé - ventilado

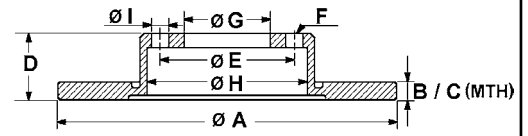
● gelocht - perforated - perforato - poinçonné - perforado

		S	B	HC	L	V	A	B	C	D	E	F	G	H	I	OE - #	
24.0120-0201.1	420201		B			V	350,0	20,0	17,0	59,0	120,0	5	79,0	210,0	15,0	LAND ROVER SDB000644 SDB000645 SDB000646	
24.0120-0202.1	420202					V	315,0	20,0	18,4	87,5	139,7	5	96,3	190,0	12,5	KIA 58411-3E300	
24.0120-0203.1	420203		B			V	252,0	20,0	18,0	45,2	100,0	4	61,0	144,0	12,6	NISSAN 40206-2N301	
24.0120-0204.1	420204		S	B	HC	V	300,0	20,0	18,4	66,1	120,0	5	75,0	185,0	14,5	BMW 34 21 6 864 901	
24.0120-0206.1	420206		S	B	HC	V	320,0	19,9	18,4	78,5	120,0	5	75,0	185,0	16,5	BMW 34 21 6 868 940	
24.0120-0207.1	420207		B			V	315,0	20,0	18,4	78,5	139,7	5	96,3	190,0	12,5	KIA 58411-3E500	
24.0120-0208.1	420208		S	B	HC	L	V	300,0	22,0	19,4	57,5	112,0	5	67,0	164,0	15,3	MERCEDES BENZ 000 423 12 12
24.0120-0209.1	420209		B	HC	L	V	303,0	20,0	18,4	71,6	115,0	5	70,7	190,0	12,8	CHEVROLET 96625873 20968395 4801857	
24.0120-0210.1	420210		B			V	325,0	20,0	17,0	59,0	120,0	5	79,0	210,0	15,0	OPEL/VAUXHALL 48 04 637/96625873 LAND ROVER SDB000634 SDB000635 SDB000636	
24.0120-0211.1	420211		S	B		V	252,0	20,0	18,0	40,0	100,0	4	60,0	127,0	12,5	OPEL/VAUXHALL 47 00 455/95513700 SUZUKI 55311-62J00	
24.0120-0212.1	420212		B	HC	L	●	299,0	20,0	18,0	67,0	130,0	5	98,0	180,0	15,4	PORSCHE 987 352 401 01	
24.0120-0213.1	420213		S	B	HC	V	320,0	20,0	18,4	86,1	120,0	5	75,0	185,0	14,5	BMW 34 21 6 763 345	
24.0120-0214.1	420214		S	B	HC	V	300,0	20,0	18,4	76,0	120,0	5	75,0	160,8	14,5	BMW 34 21 6 855 005	
24.0120-0215.1	420215		S	B	HC	V	300,0	20,0	18,4	76,2	120,0	5	75,0	185,0	14,5	BMW 34 21 6 778 049	
24.0120-0217.1	420217		B	HC		V	324,0	20,0	18,4	74,0	120,0	5	79,0	185,0	16,5	BMW 34 21 6 765 887	
24.0120-0218.1	420218		B			V	302,0	20,0	18,0	66,0	108,0	5	63,6	185,0	15,8	LAND ROVER LR001019	
24.0120-0219.1	420219		B			V	255,0	20,0	18,0	46,2	100,0	4	55,0	131,0	14,5	ASTON MARTIN 43512-74010 TOYOTA 43512-74010	
24.0120-0225.1	420225		B			V	231,0	20,0	18,0	51,4	100,0	4	60,0	125,0	12,7	NISSAN 40206-4A00G SUZUKI 55311M68K10	
24.0120-0226.1	420226		S	B	HC	V	300,0	20,0	18,4	54,2	120,0	5	75,0	174,0	14,5	BMW 34 21 6 782 605	
24.0120-0227.1	420227		B	HC		V	236,0	20,0	18,0	41,0	100,0	6	59,0	123,0	12,4	CHEVROLET/DAEWOO 96471274	
24.0120-0229.2	420229		S	B	HC	V	330,0	20,0	18,4	68,8	120,0	5	75,0	185,0	16,5	BMW 34 21 6 775 287	
24.0120-0232.1	420232		B			V	303,0	20,0	18,4	92,5	120,0	5	79,0	190,0	14,5	HYUNDAI 58329-4A350	
24.0120-0234.1	420234		S	B	HC	V	330,0	20,0	18,4	71,0	120,0	5	75,0	154,0	16,5	BMW 34 20 6 868 936	
24.0120-0235.1	420235		B			V	303,0	20,0	18,4	92,5	140,0	6	75,0	190,0	12,3	HYUNDAI 58329-4A450	
24.0120-0237.1	420237		S	B	HC	V	300,0	20,0	18,4	66,0	120,0	5	75,0	160,8	16,5	BMW 34 21 6 792 227	
24.0120-0238.1	420238		B	HC		V	326,0	20,0	18,0	38,0	108,0	5	64,5	160,4	14,0	JAGUAR C2C 25339 C2D 26352	
24.0120-0708.1	420708		B			V	288,0	20,0	18,5	32,5	108,0	5	64,5	160,0	14,0	JAGUAR JLM 20802 XR8 27087	
24.0121-0100.1	421100					V	285,0	21,0	19,0	51,2	114,3	4	64,1	141,0	12,7	HONDA ROVER 45251-SG9-000 GBD90800 GBD90822	
24.0121-0101.1	421101					V	285,0	21,0	19,0	31,8	108,0	5	61,0	134,0	14,5	RENAULT 77 00 801 101 77 01 204 298	
24.0121-0102.1	421102					V	262,0	21,0	19,0	51,2	100,0	4	64,2	141,0	12,6	HONDA 45251-SF0-000	
24.0121-0103.1	421103					V	285,0	21,0	19,0	31,8	100,0	4	61,0	134,0	12,5	RENAULT 77 00 801 213 77 01 204 299	
24.0121-0104.1	421104		S	B		V	240,0	21,0	19,0	44,8	100,0	4	61,0	126,0	13,0	HONDA 45251-SH1-A00 45251-SH3-A00 45251-SR3-A10	
24.0121-0105.1	421105		S	B		V	262,0	21,0	19,0	44,7	100,0	4	64,1	141,0	13,0	HONDA 45251-S5D-A10 45251-S6D-E10 45251-SCC-900 45251-SK7-A00 45251-SK7-A10 45251-SR0-A00 45251-SR0-A10 45251-ST3-E10 45251-TG5-H00 45251-TF3-E00	
24.0121-0106.1	421106		S	B		V	259,0	20,7	17,7	41,0	100,0	4	61,0	130,0	12,7	ROVER GBD90840 SDB000990 NISSAN 40206-00QAA DACIA/RENAULT 60 01 548 578 77 00 842 131 77 01 204 828 77 01 206 339 77 11 130 038 86 71 005 976	
24.0121-0107.1	421107					V	262,0	21,0	19,0	47,2	100,0	4	64,1	141,0	13,0	HONDA ROVER 45251-SK3-E00 GBD90830	
24.0121-0110.1	421110					V	262,0	21,0	18,0	51,0	114,3	4	64,1	141,0	12,6	ROVER GBD90801	
24.0121-0112.1	421112		B	HC	L	V	282,0	20,5	19,0	74,2	130,0	5	103,0	155,0	15,4	PORSCHE 944 351 041 05	

Abmessungen Bremsscheiben

Dimensions brake discs - Misure dischi freno -

Dimensions Disques de frein - Medidas disco de freno



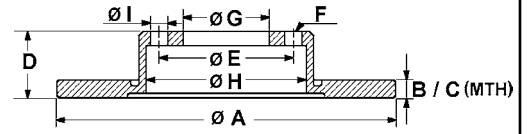
S Fixierschraube - fixing screw - vite di riparazione - vis de fixation - tornillo quefija
 B beschichtet - coated - rivestito - revêtu - recubierto
 HC hochgekohlt - high carbon - ad alto tenore di carbonio - à haute teneur en carbone - altamente carbonizado
 L legiert - alloyed - alligato/legato - allié - aleado
 V ventiliert - ventilated - ventilato - ventilé - ventilado
 ● gelocht - perforated - perforato - poinçonné - perforado

		S	B	HC	L	V	A	B	C	D	E	F	G	H	I	OE - #
24.0121-0113.1	421113	S	B			V	240,0	21,0	19,0	39,2	100,0	4	61,0	126,5	13,0	HONDA 45251-S50-G00 45251-SAA-G11
24.0121-0114.1	421114		B			V	277,0	21,0	18,0	51,0	114,3	5	66,1	141,0	12,5	LAND ROVER SDB101070
24.0121-0115.1	421115	S	B			V	258,0	21,0	19,0	39,2	100,0	4	64,1	141,3	12,6	HONDA 45251-SAA-G50
24.0121-0702.1	421702	S	B			V	262,0	21,0	19,0	47,2	114,3	5	64,2	141,0	12,6	HONDA 45251-S6M-000 45251-SNA-000
24.0122-0100.1	422100		B	HC		V	280,0	22,0	20,0	28,5	100,0	5	65,0	141,0	15,6	SEAT/VW 1H0 615 301 A
24.0122-0101.1	422101		B	HC		V	280,0	22,0	20,0	39,5	100,0	4	65,0	137,0	13,6	SEAT/VW 535 615 301
24.0122-0103.1	422103	S	B	HC		V	302,0	22,0	20,4	76,0	120,0	5	79,0	149,0	14,5	BMW 34 11 1 160 936
24.0122-0106.1	422106					V	278,0	22,0	20,0	66,3	112,0	5	80,0	127,5	15,0	MERCEDES BENZ 116 420 02 05
24.0122-0107.1	422107		B			V	284,0	22,0	20,2	39,4	98,0	4	59,0	127,0	13,0	ALFA/FIAT/LANCIA 46403958 46427947 46427949 60811890 60812067 60812137
24.0122-0108.1	422108		B	HC		V	256,0	22,0	20,0	56,5	108,0	4	68,0	132,7	15,4	AUDI 895 615 301 A
24.0122-0109.1	422109					V	271,0	22,0	19,0	59,4	108,0	5	88,0	130,0	10,5	OPEL/VAUXHALL 5 69 029/90008004
24.0122-0111.1	422111					V	280,0	22,0	20,4	78,0	120,0	5	74,0	143,0	14,5	BMW 34 11 1 119 563 34 11 1 163 130
24.0122-0112.1	422112					V	255,0	22,0	20,4	75,0	100,0	4	63,0	128,0	14,5	BMW 34 11 1 163 126
24.0122-0115.1	422115	S	B	HC		V	286,0	22,0	20,4	51,5	120,0	5	79,0	147,5	14,5	BMW 34 11 1 165 455 34 11 6 766 239 34 11 6 794 301 34 11 6 864 060
24.0122-0116.1	422116					V	278,0	22,0	19,4	68,3	112,0	5	80,0	127,5	15,0	MERCEDES BENZ 126 420 00 05 126 421 00 12
24.0122-0118.1	422118		B			V	256,0	22,0	20,0	46,5	108,0	4	68,0	132,7	15,4	AUDI 443 615 301 B
24.0122-0119.2	422119					V	269,0	22,0	20,0	51,5	98,0	5	72,0	120,0	M12x1,5	ALFA ROMEO 60522092
24.0122-0120.1	422120			HC	L	V	280,0	22,0	20,0	46,5	112,0	5	68,0	158,0	15,4	AUDI 437 615 301 A
24.0122-0122.1	422122		B	HC	L	V	260,0	22,0	20,4	35,0	100,0	4	66,0	138,0	14,5	BMW 34 11 1 160 915
24.0122-0123.1	422123	S	B	HC	L	V	284,0	22,0	19,4	43,5	112,0	5	67,0	154,3	15,0	MERCEDES BENZ 124 421 16 12 124 421 27 12
24.0122-0124.1	422124		B	HC	L	V	262,0	22,0	19,4	44,5	112,0	5	67,0	142,5	15,0	MERCEDES BENZ 201 421 15 12
24.0122-0126.1	422126					V	271,0	22,0	19,0	59,4	108,0	5	94,0	130,0	10,5	OPEL/VAUXHALL 5 69 032/90008007
24.0122-0127.1	422127					V	263,0	22,0	20,4	67,3	108,0	5	68,0	139,0	16,5	VOLVO 270739
24.0122-0128.1	422128					V	239,2	22,0	20,2	46,1	98,0	4	58,5	127,4	13,0	ALFA ROMEO 60514881
24.0122-0129.1	422129					V	250,0	22,0	20,0	49,2	114,3	4	68,0	144,0	12,5	NISSAN 40206-15E00 40206-15E01
24.0122-0130.1	422130					V	257,2	22,0	20,2	50,7	98,0	4	59,0	127,0	13,2	ALFA/FIAT/LANCIA 46445005 60805172 60807625
24.0122-0132.1	422132	S	B	HC	L	V	284,0	22,0	19,4	43,5	112,0	5	67,0	154,3	12,8	MERCEDES BENZ 202 421 09 12
24.0122-0133.1	422133			HC		V	300,0	22,0	19,4	60,0	112,0	5	67,0	164,0	17,0	MERCEDES BENZ 140 423 04 12
24.0122-0134.1	422134		B	HC	L	V	284,0	22,0	19,4	43,5	112,0	5	67,0	152,0	15,0	MERCEDES BENZ 124 421 23 12
24.0122-0135.1	422135					V	284,0	22,0	20,4	76,0	120,0	5	79,0	147,0	14,5	BMW 34 11 1 163 136
24.0122-0136.1	422136		B	HC	L	V	295,0	22,0	19,4	49,5	112,0	5	67,0	154,3	15,0	MERCEDES BENZ 124 421 15 12
24.0122-0137.1	422137					V	287,0	22,0	20,0	56,0	108,0	5	68,0	157,0	14,0	VOLVO 1359908
24.0122-0138.1	422138					V	262,5	22,0	20,0	56,0	108,0	5	68,0	139,0	14,0	VOLVO 1359906
24.0122-0139.1	422139		B	HC		V	280,0	22,0	20,0	56,5	108,0	4	68,0	146,0	15,4	AUDI 8A0 615 301 E
24.0122-0140.1	422140			HC		V	280,0	22,0	19,0	78,6	112,0	5	88,0	133,5	12,5	MERCEDES BENZ 601 420 03 72 601 421 05 12
24.0122-0141.1	422141					V	276,0	22,0	20,0	48,0	108,0	5	71,0	130,5	13,0	CITROEN 95 661 812 PEUGEOT 4246 E8
24.0122-0142.1	422142		B	HC	L	V	283,0	22,0	20,0	28,2	108,0	4	66,1	133,5	13,0	CITROEN 4249 97 4246 V0 4246 V3
24.0122-0143.1	422143					V	280,0	22,0	20,0	58,0	108,0	5	61,0	131,5	14,7	PEUGEOT 77 00 767 602 RENAULT 77 01 204 289
24.0122-0145.1	422145		B			V	284,0	22,0	20,2	43,5	98,0	5	59,0	127,0	13,0	ALFA/FIAT/LANCIA 46445006 60569163 60571548 60653478 60699518 71739567 71739568
24.0122-0146.1	422146		B			V	257,0	22,0	20,0	49,2	114,3	4	68,0	144,0	12,6	OPEL/VAUXHALL 5 69 086/95511282 NISSAN 40206-71E02 40206-71E05 40206-71E06 40206-93J01

Abmessungen Bremsscheiben

Dimensions brake discs - Misure dischi freno -

Dimensions Disques de frein - Medidas disco de freno



S Fixierschraube - fixing screw - vite di riparazione - vis de fixation - tornillo quefija
 B beschichtet - coated - rivestito - revêtu - recubierto
 HC hochgekohlt - high carbon - ad alto tenore di carbonio - à haute teneur en carbone - altamente carbonizado
 L legiert - alloyed - alligato/legato - allié - aleado
 V ventiliert - ventilated - ventilato - ventilé - ventilado
 ● gelocht - perforated - perforato - poinçonné - perforado

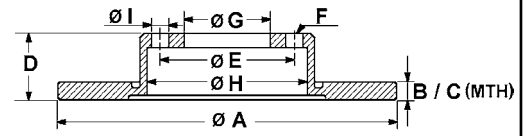
		S	B	HC	L	V	A	B	C	D	E	F	G	H	I	OE	#
24.0122-0147.1	422147		B			V	284,0	22,0	20,2	43,5	98,0	4	59,0	127,0	13,0	ALFA/FIAT/LANCIA	46403959 46448168 46455892 46455892 46758714 60810404 82450657 4249 76 4249 75
24.0122-0148.1	422148	S	B	HC	L	V	262,0	22,0	19,8	44,0	100,0	4	61,0	132,0	13,5	CITROEN PEUGEOT	77 01 205 840 77 01 205 841
24.0122-0149.1	422149			HC	L	V	262,0	22,0	19,8	44,0	108,0	5	61,0	132,0	15,5	RENAULT	77 01 205 841
24.0122-0150.1	422150	S	B	HC		V	280,0	22,0	19,0	36,7	100,0	5	65,0	133,5	15,6	AUDI/SEAT/SKODA/VW	1J0 615 301 E 1J0 615 301 M 1J0 615 301 P
24.0122-0151.1	422151	S	B	HC		V	256,0	22,0	19,0	36,7	100,0	5	65,0	133,5	15,6	AUDI/SEAT/SKODA/VW	1J0 615 301 D 1J0 615 301 L 6R0 615 301 8Z0 615 301 D
24.0122-0152.1	422152		B	HC		V	280,0	22,0	20,0	46,3	112,0	5/9	68,0	146,5	15,3	AUDI/VW AUDI/VW	8E0 615 301 B 8E0 615 301 D 8E0 615 301 P
24.0122-0153.1	422153					V	238,0	22,0	21,0	47,9	100,0	4	54,0	127,0	14,5	TOYOTA	43512-20260
24.0122-0154.1	422154					V	255,0	22,0	21,0	47,9	100,0	5	54,0	131,0	14,5	TOYOTA	43512-32090 43512-32180
24.0122-0155.1	422155					V	258,0	22,0	20,4	33,5	104,0	5	84,0	153,5	10,8	MITSUBISHI	MB407030
24.0122-0156.1	422156					V	257,0	22,0	20,6	36,0	109,0	6	88,0	152,5	M12x1,25	ISUZU	8-94172-376-1
24.0122-0158.1	422158		B			V	255,0	22,0	20,0	48,1	100,0	4	55,0	131,1	14,5	OPEL/VAUXHALL TOYOTA	5 69 801/94172376 43512-12550
24.0122-0159.1	422159	S	B	HC		V	296,0	22,0	20,4	76,3	120,0	5	79,0	148,8	14,5	BMW	34 11 6 767 061
24.0122-0160.1	422160	S	B	HC		V	300,0	22,0	20,4	51,8	120,0	5	79,0	164,0	14,5	BMW	34 11 1 164 539 34 11 6 757 526 34 11 6 766 224 34 11 6 864 058 34 11 6 794 302
24.0122-0161.1	422161	S	B	HC	L	V	276,0	22,0	19,0	77,2	130,0	5	85,0	156,3	15,0	MERCEDES BENZ	902 421 06 12 902 421 07 12 902 421 09 12
24.0122-0162.1	422162	S	B	HC	L	V	276,0	22,0	19,0	60,0	112,0	5	67,0	153,0	15,0	MERCEDES BENZ	2D0 615 301 C 2D0 615 301 D 638 421 01 12
24.0122-0163.1	422163		B	HC		V	256,0	22,0	20,0	36,6	100,0	5	65,0	135,0	15,6	AUDI/SEAT/SKODA/VW	8N0 615 601 B
24.0122-0164.1	422164					V	256,0	22,0	20,0	40,0	100,0	4/6	61,0	149,5	13,0	VOLVO	3455719
24.0122-0165.1	422165					V	257,0	22,0	20,0	45,0	100,0	4	55,0	125,0	13,0	MAZDA	BB7E-33-25XD BR74-33-25X
24.0122-0166.1	422166		B			V	235,0	22,0	20,0	45,0	100,0	4	55,0	125,0	13,0	MAZDA	BR70-33-25XF
24.0122-0167.1	422167					V	250,0	22,0	20,0	30,0	95,0	4	73,0	140,0	10,8	NISSAN	40206-04C01 40206-Y9503
24.0122-0168.1	422168	S	B	HC	L	V	260,0	22,0	19,4	40,4	112,0	5	67,0	145,0	13,3	MERCEDES BENZ	168 421 02 12 168 421 08 12
24.0122-0169.1	422169					V	257,0	22,0	20,0	44,0	114,3	4	69,0	160,0	12,6	HYUNDAI	51712-33001
24.0122-0170.1	422170					V	257,0	22,0	20,0	34,0	104,0	4	86,0	160,5	10,6	HYUNDAI	51712-28300
24.0122-0172.1	422172		B			V	258,0	22,0	20,0	43,4	108,0	4	63,5	136,0	13,7	FORD	1808479 98AX-1125-B1F DD32-33-25X DD59-33-25X DD63-33-25XA
24.0122-0174.1	422174					V	280,0	22,0	20,0	49,0	114,3	5	68,0	160,5	12,6	NISSAN	40206-2L903 40206-88E01 40206-88E04
24.0122-0175.1	422175					V	277,0	22,0	20,4	45,0	108,0	6	87,0	87,5	11,0	HYUNDAI MITSUBISHI	MN116706 MB407038 MB407039 MN116706
24.0122-0177.1	422177					V	240,5	22,0	20,0	43,0	95,2	4	66,0	122,0	13,0	MG/ROVER	NAM7806
24.0122-0178.1	422178					V	255,0	22,0	20,0	46,5	100,0	5	54,0	148,5	14,5	TOYOTA	43512-20360 43512-20380
24.0122-0179.1	422179		B			V	280,0	22,0	20,0	49,2	114,3	4	68,0	143,5	12,5	NISSAN	40206-2F501 40206-55F01 40206-55F03
24.0122-0180.1	422180					V	267,0	22,0	20,0	39,5	124,0	6	100,0	167,0	M10x1,25	NISSAN	40206-10W00 40206-10W01 40206-35G00 40206-35G01



Abmessungen Bremsscheiben

Dimensions brake discs - Misure dischi freno -

Dimensions Disques de frein - Medidas disco de freno



S Fixierschraube - fixing screw - vite di riparazione - vis de fixation - tornillo quefija

B beschichtet - coated - rivestito - revêtu - recubierto

HC hochgekohlt - high carbon - ad alto tenore di carbonio - à haute teneur en carbone - altamente carbonizado

L legiert - alloyed - alligato/legato - allié - aleado

V ventiliert - ventilated - ventilato - ventilé - ventilado

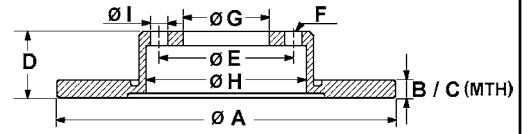
● gelocht - perforated - perforato - poinçonné - perforado

		S	B	HC	L	V	A	B	C	D	E	F	G	H	I	OE - #	
24.0122-0181.1	422181					V	280,0	22,2	20,7	77,0	114,0	5	72,0	147,5	15,5	JEEP	83 03 251 156 98 83 251 156 J325 1156
24.0122-0183.1	422183					V	279,0	22,0	20,0	52,5	114,3	5	62,0	147,0	14,6	TOYOTA	43512-28080
24.0122-0185.1	422185					V	319,0	22,0	20,0	70,2	139,7	6	108,0	173,0	14,6	TOYOTA	43512-35210
24.0122-0188.1	422188					V	258,0	22,0	21,0	48,0	100,0	4	54,0	131,0	14,6	TOYOTA	43512-12490
24.0122-0191.1	422191					V	281,0	22,0	20,2	47,5	108,0	5/10	59,0	134,0	14,7	LANCIA	46449389 82487489
24.0122-0192.1	422192		B	HC	L	V	300,0	22,0	19,4	58,5	112,0	5	67,0	180,0	15,0	MERCEDES BENZ	220 423 02 12
24.0122-0193.1	422193					V	250,0	22,0	20,0	50,2	114,3	5	68,0	140,0	12,7	NISSAN	40206-9C001
24.0122-0194.1	422194	S	B			V	266,0	22,0	20,0	34,2	108,0	4	66,0	133,1	13,0	CITROEN	4246 W1 4249 83 4249 G1 4246 W7 4249 83 4249 G1
24.0122-0196.1	422196		B	HC	L	V	285,0	21,9	19,0	93,0	145,0	6	120,0	169,0	15,0	MERCEDES BENZ	904 423 03 12
24.0122-0197.1	422197		B			V	257,5	22,0	20,2	40,5	98,0	4	59,0	127,0	13,0	VOLKSWAGEN	2D0 615 601 B
																CITROEN	4249 74 4249 L2 46401356 46542383 46831041 51896287 51896288 4249 73 4249 L2
																FIAT/LANCIA	46401356 46542383 46831041 51896287 51896288 4249 73 4249 L2
24.0122-0198.1	422198		B	HC		V	269,0	21,9	20,0	46,4	112,0	5	68,0	135,0	15,3	AUDI	4D0 615 601 B
24.0122-0199.1	422199		B	HC	L	V	270,0	22,0	19,4	35,5	112,0	5	67,0	145,0	13,3	MERCEDES BENZ	414 421 00 12
24.0122-0200.1	422200					V	310,0	22,0	20,0	29,0	140,0	5	108,3	181,2	13,0	SUZUKI	55211-65D12
24.0122-0201.1	422201		S	B		V	300,0	22,0	19,4	68,0	112,0	5	67,0	180,0	15,3	MERCEDES BENZ	000 423 09 12
24.0122-0202.1	422202		B	HC		V	280,0	22,0	20,0	42,4	112,0	5	68,0	158,5	15,3	AUDI/VW	4E0 615 601 4E0 615 601 E 4E0 615 601 J
24.0122-0203.1	422203		B	HC		V	269,0	22,0	20,0	47,9	112,0	5/10	68,0	135,0	15,3	AUDI	4Z7 615 601
24.0122-0204.1	422204		B	HC		V	276,0	22,0	20,4	44,2	100,0	4	64,2	150,0	14,7	MINI	34 11 6 774 984
24.0122-0206.1	422206		B			V	284,0	22,0	19,0	38,2	100,0	5	64,2	142,0	15,3	ROVER	GBD90844 SDB000880 SDB100940
24.0122-0207.1	422207		B			V	235,0	22,0	20,0	46,0	100,0	4	55,0	125,0	13,0	MAZDA	B26Y-33-25XA
24.0122-0208.1	422208		B	HC	L	V	276,0	22,0	19,4	35,5	112,0	5	67,0	145,0	13,3	MERCEDES BENZ	168 421 06 12
24.0122-0209.1	422209		S	B	HC	V	320,0	22,0	20,4	60,5	120,0	5	75,0	185,0	14,5	BMW	34 20 1 166 073
24.0122-0210.1	422210		S	B	HC	V	280,0	22,0	19,0	49,9	112,0	5/9	65,0	144,0	15,3	AUDI/SEAT/SKODA/VW	1K0 615 301 AK
																VOLKSWAGEN	5C0 615 301 JZW 615 301 A 7H0 615 601 B
24.0122-0211.1	422211		B	HC		V	294,0	21,9	19,5	44,4	120,0	5	76,0	154,6	16,6	VOLKSWAGEN	7H0 615 601 B
24.0122-0212.1	422212		B	HC		V	310,0	22,0	20,0	42,4	112,0	5	68,0	178,0	15,3	AUDI	4E0 615 601 K
																VOLKSWAGEN	3D0 615 601 D
24.0122-0213.1	422213		B	HC	L	V	315,0	22,0	19,4	59,3	112,0	5	67,0	180,0	15,0	MERCEDES BENZ	220 423 03 12
24.0122-0214.1	422214		B	HC		V	335,0	22,0	20,0	42,4	112,0	5	68,0	191,5	15,3	AUDI/VW	4E0 615 601 L
																VOLKSWAGEN	3D0 615 601 C
24.0122-0215.1	422215		B	HC		V	314,0	22,0	18,0	75,5	120,0	5	76,0	185,0	16,6	VOLKSWAGEN	7L6 615 601 G
24.0122-0216.1	422216		S	B	HC	V	260,0	22,0	19,8	44,0	100,0	4	61,0	125,0	13,6	NISSAN	40206-AX600 40206-AX603 77 01 207 795
24.0122-0217.2	422217					V	262,5	22,0	20,0	72,0	108,0	5	46,0	60,0	M12x1,5	RENAULT	77 01 207 795
24.0122-0218.1	422218		B	HC	L	V	300,0	22,0	19,4	57,5	112,0	5	67,0	164,0	15,0	VOLVO	270876
24.0122-0219.1	422219		B	HC		V	310,0	22,0	20,0	48,5	112,0	5/9	65,0	169,0	15,3	MERCEDES BENZ	129 423 03 12
24.0122-0220.1	422220		B	HC		V	300,0	22,0	20,0	36,2	112,0	5/9	68,0	172,0	15,3	AUDI/SEAT/SKODA/VW	1K0 615 601 N
24.0122-0221.1	422221		B	HC		V	256,0	22,0	20,0	48,1	112,0	5	68,0	135,0	15,3	AUDI	8E0 615 601 R
24.0122-0222.1	422222		B	HC		V	269,0	22,0	20,0	54,1	112,0	5	68,0	135,0	15,4	AUDI/VW	8D0 615 601 D
24.0122-0223.1	422223		B	HC		V	330,0	22,0	20,0	49,4	112,0	5	68,0	138,0	15,3	AUDI/VW	4B3 615 601
24.0122-0224.1	422224		S	B	HC	V	320,0	22,0	20,4	79,7	120,0	5	75,0	185,0	16,5	AUDI	4F0 615 601 F
24.0122-0225.1	422225		B	HC		V	284,0	22,0	20,2	39,4	98,0	5	59,0	127,0	13,0	BMW	34 21 3 332 217
																ALFA ROMEO	46427948 60606170
24.0122-0226.1	422226		S	B	HC	L	330,0	22,0	19,4	63,0	112,0	5	67,0	210,0	15,2	MERCEDES BENZ	164 423 13 12
24.0122-0227.1	422227					V	235,0	22,0	20,0	45,0	100,0	4	55,0	124,5	13,0	KIA	MDX74-33-251
24.0122-0228.1	422228		B	HC	L	V	300,0	22,0	19,4	55,3	112,0	5	67,0	164,0	13,2	CHRYSLER	5135 505AA
																MERCEDES BENZ	210 423 08 12
24.0122-0229.1	422229		B	HC	L	V	300,0	22,0	19,4	58,3	112,0	5	67,0	180,0	15,2	MERCEDES BENZ	230 423 04 12
24.0122-0230.1	422230		B			V	285,0	22,0	20,4	38,5	114,3	5	69,0	145,0	12,5	MITSUBISHI	MR334996

Abmessungen Bremsscheiben

Dimensions brake discs - Misure dischi freno -

Dimensions Disques de frein - Medidas disco de freno



S Fixierschraube - fixing screw - vite di riparazione - vis de fixation - tornillo quefija

B beschichtet - coated - rivestito - revêtu - recubierto

HC hochgekohlt - high carbon - ad alto tenore di carbonio - à haute teneur en carbone - altamente carbonizado

L legiert - alloyed - alligato/legato - allié - aleado

V ventiliert - ventilated - ventilato - ventilé - ventilado

● gelocht - perforated - perforato - poinçonné - perforado

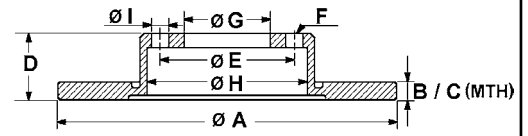
		S	B	HC	L	V	A	B	C	D	E	F	G	H	I	OE - #
24.0122-0231.1	422231	S	B			V	257,0	22,0	20,0	40,5	100,0	4/6	60,0	126,0	14,5	FIAT OPEL/VAUXHALL 55700920 55700921 5 69 024/93188917 5 69 065/9319724
24.0122-0232.1	422232	S	B	HC	L	V	276,0	22,0	19,4	44,5	112,0	5	67,0	145,0	15,3	MERCEDES BENZ 169 421 08 12
24.0122-0233.1	422233	S	B			V	292,0	22,0	20,0	43,2	110,0	5	70,0	139,0	16,6	ALFA ROMEO 51760274 51767380
24.0122-0234.1	422234					V	281,0	22,0	20,2	47,5	108,0	5	59,0	133,8	14,7	LANCIA 46469907
24.0122-0235.1	422235					V	270,0	22,0	20,0	46,0	100,0	4	55,0	125,0	13,0	MAZDA N0YY-33-25X
24.0122-0236.1	422236	S	B	HC		V	336,0	22,0	20,4	67,3	120,0	5	75,0	185,0	14,5	BMW 34 21 6 855 004
24.0122-0237.1	422237		B			V	277,0	22,0	20,4	45,5	108,0	6	87,0	170,0	10,5	HYUNDAI HQ232405 MITSUBISHI HQ232405
24.0122-0238.1	422238	S	B	HC		V	292,0	22,0	20,4	73,3	120,0	5	79,0	151,5	14,5	BMW 34 11 6 854 997
24.0122-0239.1	422239	S	B	HC		V	284,0	22,0	20,4	73,3	120,0	5	79,0	151,5	16,6	BMW 34 11 6 792 215 34 11 6 854 996
24.0122-0240.1	422240		B			V	258,0	22,0	20,0	46,0	100,0	4	55,0	131,0	14,3	DAIHATSU TOYOTA 43512-0D060 43512-0D060
24.0122-0241.1	422241	S	B			V	284,0	22,0	20,0	43,5	100,0	4/6	60,0	127,0	14,2	FIAT 55700922 55700923 OPEL/VAUXHALL 55 69 025/93188918
24.0122-0242.1	422242	S	B	HC		V	310,0	22,0	20,0	58,6	112,0	5	65,0	140,0	15,3	AUDI 8J0 615 601 A
24.0122-0243.1	422243		B	HC		V	330,0	22,0	20,0	42,5	112,0	5	68,0	146,0	15,3	AUDI 4F0 615 601 B
24.0122-0244.1	422244			HC		V	294,0	22,0	20,4	44,2	100,0	4	64,2	150,0	14,7	MINI 34 11 6 768 933
24.0122-0245.1	422245		B	HC	L	V	285,0	22,0	19,0	72,0	130,0	5	85,0	156,3	15,0	MERCEDES BENZ 903 421 01 12
24.0122-0246.1	422246		B			V	255,0	22,0	19,0	46,3	100,0	4	55,0	131,0	14,5	TOYOTA 43512-52120
24.0122-0247.1	422247		B	HC		V	294,0	22,0	20,4	44,2	100,0	4	64,2	150,0	16,2	MINI 34 11 6 774 986 34 11 6 858 652 34 11 6 774 985 34 11 6 858 651
24.0122-0248.1	422248		B	HC		V	280,0	22,0	20,4	44,2	100,0	4	64,2	150,0	16,2	MINI 34 11 6 774 985 34 11 6 858 651
24.0122-0249.1	422249		B			V	290,0	22,0	20,0	45,0	114,3	5	72,0	142,8	13,0	MAZDA NF4Y-33-25X N12Y-33-25X
24.0122-0250.1	422250	S	B	HC		V	330,0	22,0	20,0	36,4	112,0	5	68,0	154,0	15,3	AUDI 8K0 615 601 C
24.0122-0252.1	422252		B			V	280,0	22,0	20,0	47,0	114,3	5	62,0	146,3	12,7	FIAT SUZUKI 71768306 55311-79J01 55311-79J02 55311-80J02
24.0122-0253.1	422253					V	297,0	22,0	20,0	70,2	139,7	6	108,0	170,0	14,5	TOYOTA 43512-35280 43512-35310
24.0122-0254.1	422254		B			V	275,0	22,0	19,0	46,5	100,0	4	55,0	131,0	14,5	TOYOTA 43512-52130
24.0122-0255.1	422255					V	302,0	22,0	20,0	35,0	108,0	5	71,1	132,7	13,0	CITROEN 96 879 907 80
24.0122-0256.1	422256		B			V	275,0	22,0	19,0	46,3	114,3	5	62,0	145,0	14,8	TOYOTA 43512-12670
24.0122-0257.1	422257	S	B	HC		V	324,0	22,0	20,4	77,3	120,0	5	75,0	185,0	14,5	BMW 34 21 6 778 649
24.0122-0258.1	422258					V	255,0	22,0	20,0	49,3	100,0	5	55,0	131,0	14,5	TOYOTA 43512-47030
24.0122-0259.1	422259		B	HC		V	302,0	22,0	20,0	40,8	108,0	5	63,5	165,0	15,8	VOLVO 31341483
24.0122-0260.1	422260		B			V	256,0	22,0	20,0	46,6	100,0	4	62,2	126,0	12,5	HYUNDAI KIA 51712-1G000 51712-1G000 51712-1W250
24.0122-0261.1	422261		B	HC		V	302,0	22,0	20,0	50,7	108,0	5	63,5	165,0	15,7	VOLVO 31277357
24.0122-0262.1	422262					V	276,0	22,0	19,0	72,5	118,0	5	73,0	145,0	15,5	IVECO 42470836
24.0122-0263.1	422263		B			V	254,0	22,0	20,0	42,0	100,0	4	55,0	137,0	13,0	DAIHATSU SUBARU 43512-B1030-000 43512B1030
24.0122-0264.1	422264		B			V	290,0	22,0	19,0	78,0	127,0	8	110,0	172,0	10,7	NISSAN 43206-MA50A 43207-9X100
24.0122-0266.1	422266		B	HC	L	V	290,0	22,0	19,0	42,5	120,0	10	102,0	144,3	10,5	RENAULT 50 10 260 604
24.0122-0267.1	422267		B	HC	L	V	290,0	22,0	19,0	78,0	132,0	8	115,0	172,0	10,8	RENAULT 50 10 260 609
24.0122-0268.1	422268		B			V	322,0	22,0	20,2	62,0	114,3	5	68,0	172,0	12,7	NISSAN 43206-CD005
24.0122-0270.1	422270	S	B	HC		V	258,0	22,0	19,8	44,0	100,0	4	61,0	125,3	13,5	MERCEDES BENZ DACIA 415 420 01 01 40 20 612 00R 40 20 670 16R RENAULT 77 01 210 081 40 20 612 00R 40 20 675 01R
24.0122-0271.1	422271	S	B	HC		V	294,0	22,0	20,4	45,2	120,0	5	79,0	152,0	16,5	MINI 34 11 9 804 828 34 11 9 811 537
24.0122-0272.1	422272	S	B	HC		V	330,0	21,9	20,0	36,0	112,0	5	68,0	147,7	15,3	AUDI 4H0 615 601 D 4H0 615 601 H 4H0 615 601 K PORSCH 95B 615 601 A
24.0122-0273.1	422273	S	B	HC		V	356,0	22,0	20,0	36,2	112,0	5	68,0	159,8	15,3	AUDI 4H0 615 601 F
24.0122-0276.1	422276		B			V	275,0	22,0	19,0	46,3	100,0	5	55,0	131,0	14,5	SUBARU TOYOTA 4351212710 43512-12710
24.0122-0277.1	422277		B			V	260,0	22,0	20,0	44,0	100,0	4	61,0	130,0	12,8	NISSAN 40206-1HA0A
24.0122-0278.1	422278	S	B	HC		V	300,0	22,0	20,4	73,0	120,0	5	79,0	152,0	16,5	BMW 34 11 6 792 217
24.0122-0280.1	422280		B			V	256,0	22,0	20,0	40,2	100,0	4	60,0	132,8	12,5	SUZUKI 55311-68L00



Abmessungen Bremsscheiben

Dimensions brake discs - Misure dischi freno -

Dimensions Disques de frein - Medidas disco de freno



S Fixierschraube - fixing screw - vite di riparazione - vis de fixation - tornillo quejija

B beschichtet - coated - rivestito - revêtu - recubierto

HC hochgekohlt - high carbon - ad alto tenore di carbonio - à haute teneur en carbone - altamente carbonizado

L legiert - alloyed - alligato/legato - allié - aleado

V ventiliert - ventilated - ventilato - ventilé - ventilado

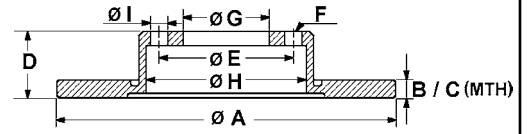
● gelocht - perforated - perforato - poinçonné - perforado

		S	B	HC	L	V	A	B	C	D	E	F	G	H	I	OE - #	
24.0122-0281.1	422281	S	B	HC		V	256,0	22,0	19,0	36,7	100,0	4	65,0	132,0	13,8	SEAT/SKODA/VW	1S0 615 301
24.0122-0282.1	422282		B			V	272,0	22,0	20,0	40,2	100,0	4	60,0	150,0	12,5	SUZUKI	55311-68L50
24.0122-0286.1	422286		B			V	284,0	22,0	20,2	43,5	98,0	5	59,0	127,0	13,5	FIAT	51937217 51937218
24.0122-0289.1	422289	S	B	HC	L	V	258,0	22,0	19,8	43,9	100,0	4	61,0	126,5	13,5	DACIA	40 20 631 49R
24.0122-0290.1	422290		B			V	280,0	22,0	20,0	47,0	114,3	5	62,0	146,3	12,7	RENAULT	40 20 622 12R
24.0122-0724.1	422724		B			V	300,0	22,0	20,4	72,3	139,7	6	94,0	199,0	12,6	SMART	453 420 01 00
24.0123-0100.1	423100					V	246,0	23,0	21,0	55,5	92,0	4	73,0	115,0	10,6	SUZUKI	55311-61M00
24.0123-0101.1	423101					V	280,0	23,4	21,5	43,5	108,0	4	68,0	152,8	15,0	MITSUBISHI	MR418067
24.0123-0102.1	423102					V	282,0	23,0	21,0	34,0	114,3	4	92,0	160,0	M10x1,25	OPEL/VAUXHALL	5 69 036/90009433
24.0123-0103.1	423103					V	260,0	23,0	21,0	34,0	114,3	4	92,0	160,0	M10x1,25	SAAB	4002150 8965550
24.0123-0104.1	423104	S	B			V	282,0	23,0	21,0	47,1	114,3	5	70,2	148,5	12,6	HONDA	45251-SM4-G02
24.0123-0105.1	423105					V	260,0	23,0	21,0	47,2	114,3	4	64,1	141,0	12,8	HONDA	45251-SM4-020 GBD90836
24.0123-0106.1	423106					V	282,0	23,0	21,0	47,2	114,3	4	64,1	141,0	13,0	HONDA	45251-S2H-N00 45251-SP0-000
24.0123-0108.1	423108					V	295,0	22,5	21,0	66,5	120,7	5	80,0	154,3	13,4	JAGUAR	45251-SZ3-E00
24.0123-0109.1	423109	S	B			V	282,0	23,0	21,0	47,1	114,3	5	64,1	141,0	12,5	HONDA	45251-S1A-G60 45251-SS0-000
24.0123-0110.1	423110	S	B			V	282,0	23,0	21,0	47,2	114,3	5	64,2	141,0	12,6	HONDA	45251-SZ3-E00 45251-S1A-G60
24.0123-0111.1	423111	S	B			V	260,0	23,0	21,0	44,5	100,0	4	64,1	141,5	13,0	HONDA	45251-SS0-A00 45251-ST3-E60
24.0123-0112.1	423112		B	HC		V	258,0	23,0	21,0	43,9	100,0	4	55,0	135,8	13,0	MAZDA	45251-S7A-N10
24.0123-0113.1	423113		B	HC		V	258,0	23,0	21,0	43,8	108,0	4	63,5	136,0	13,0	FORD	45251-SCA-E00 45251-S7A-E10
24.0123-0114.1	423114	S	B			V	315,0	22,9	21,5	48,0	120,0	5	67,4	172,0	16,3	CHEVROLET	45251-SMG-G10 45251-SMG-E31
24.0123-0116.1	423116	S	B			V	315,0	23,0	20,0	45,0	115,0	5	70,7	172,0	14,2	HONDA	45251-S6F-E10
24.0123-0122.1	423122		B			V	278,0	23,0	21,0	43,9	108,0	4	63,5	136,0	13,0	MAZDA	DF71-33-251
24.0124-0103.1	424103		B			V	252,5	24,0	22,0	53,5	95,0	6	76,0	105,0	M10x1,5	FORD	1523795 1535924 1546835 1679853 8V51-1125-AC 8V51-1125-AD
24.0124-0105.1	424105					V	264,0	24,0	22,0	46,5	114,3	5	64,0	137,0	12,6	CHEVROLET	13501314
24.0124-0107.1	424107					V	270,0	24,0	22,6	71,2	100,0	5	78,6	138,5	M10	OPEL/VAUXHALL	5 69 062/13501303 5 69 128/13502199 13502199
24.0124-0109.1	424109					V	260,0	24,2	22,2	51,6	112,0	5	72,0	137,0	13,7	OPEL	5 69 093/13586855
24.0124-0110.1	424110					V	280,0	24,0	21,0	58,4	110,0	5	70,0	139,0	14,0	FORD	1751584 AY11-1125-AA 1833857 EY16-1125-AA
24.0124-0111.1	424111		B			V	258,0	24,0	21,0	58,4	110,0	5	70,0	139,0	14,0	OPEL/VAUXHALL	44 03 283/9111283 77 01 204 281
24.0124-0112.1	424112		B			V	239,5	24,2	22,2	58,1	108,0	4	63,5	136,0	13,7	FORD	E92Z 1125A GJ25-33-25XD GJ55-33-25XC
24.0124-0113.1	424113					V	260,0	24,2	22,2	58,1	108,0	4	63,5	136,0	13,7	FORD	5022675 6158214
24.0124-0114.1	424114					V	266,0	24,0	22,4	45,2	114,3	4	69,0	144,0	12,6	MITSUBISHI	5 69 038/90271133 5 69 039/90271134
24.0124-0115.1	424115	S	B	HC	L	V	256,0	24,0	21,0	41,0	100,0	4/6	60,0	123,0	14,0	FORD	5022659 5022660 5022948 5023573 1102560 5022663
24.0124-0116.1	424116			HC	L	V	299,0	24,0	22,0	71,0	130,0	5	103,0	180,0	15,4	DAEWOO	96179110
24.0124-0117.1	424117			HC	L	V	299,0	24,0	22,0	100,0	130,0	5	103,0	180,0	15,4	OPEL/VAUXHALL	5 69 001/90487402
24.0124-0118.1	424118		B	HC	L	V	280,0	24,0	20,0	64,5	112,0	5	68,2	144,0	16,5	PORSCHE	951 352 041 01 951 352 041 02
24.0124-0119.1	424119		B	HC	L	V	286,0	24,0	21,0	58,4	110,0	5	70,0	139,0	14,0	PORSCHE	951 352 041 02
24.0124-0120.1	424120		B			V	260,0	24,0	22,2	47,0	108,0	4	63,5	136,0	13,6	VOLKSWAGEN	701 615 301 D
																OPEL/VAUXHALL	5 69 053/90487103
																FORD	4070865 5026784

Abmessungen Bremsscheiben

Dimensions brake discs - Misure dischi freno -

Dimensions Disques de frein - Medidas disco de freno



S Fixierschraube - fixing screw - vite di riparazione - vis de fixation - tornillo quefija

B beschichtet - coated - rivestito - revêtu - recubierto

HC hochgekohlt - high carbon - ad alto tenore di carbonio - à haute teneur en carbone - altamente carbonizado

L legiert - alloyed - alligato/legato - allié - aleado

V ventiliert - ventilated - ventilato - ventilé - ventilado

● gelocht - perforated - perforato - poinçonné - perforado

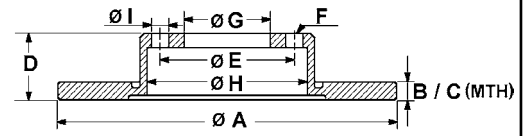
S B H C L V A B C D E F G H I OE - #

S	B	H	C	L	V	A	B	C	D	E	F	G	H	I	OE	#
24.0124-0121.1					V	260,0	24,2	22,2	53,1	112,0	5	63,5	138,0	13,7	FORD	5027462 5027463
24.0124-0125.1					V	260,0	24,2	22,2	44,0	108,0	4	63,5	136,0	13,7	FORD	5025950
24.0124-0127.1	B				V	280,0	24,0	21,9	67,6	118,0	5	73,0	142,0	15,5	CITROEN	4246 Y1 4249 99 4249 K3 4249 H8 16 078 720 80
															FIAT	46806233 51728377 51740244 51848619
															PEUGEOT	4246 X9 4249 99 4249 K3 4249 H8 16 078 720 80
24.0124-0128.1	S	B	HC		V	280,0	24,0	20,0	55,2	112,0	5	68,2	144,0	16,5	VOLKSWAGEN	7D0 615 301 C
24.0124-0129.1	B				V	258,0	24,0	22,0	48,6	114,3	5	72,0	142,5	13,0	FORD MAZDA	3958455 GA2Y-33-25X GA4Y-33-25X GA4Y-33-25XC GA4Y-33-25XD GA4Y-33-25XJ GA5Y-33-25X GA5Y-33-25XD
24.0124-0131.1	B				V	254,0	24,2	22,2	43,0	100,0	5	78,5	104,0	M10	FORD	5025610 5029815
24.0124-0132.1	B				V	270,0	24,2	22,2	43,0	100,0	5	78,5	104,0	M10	FORD	5029816
24.0124-0133.1			HC	L	V	284,0	24,0	21,0	41,0	110,0	5/8	70,0	145,0	14,0	OPEL/VAUXHALL SAAB	5 69 047/90442513 4241428
24.0124-0136.1	B				V	256,0	24,0	21,5	45,5	114,3	4	69,0	145,0	12,6	HYUNDAI/KIA MITSUBISHI	51712-M2000 MB407639 MB928995 MR128153 MR205584 MR205585 30872926
															VOLVO	50 00 388 057
24.0124-0137.1					V	278,0	24,0	22,0	70,0	120,0	6	95,0	136,0	M12x1	RENAULT	4249 H2 4249 H9 16 078 722 80
24.0124-0138.1	B				V	300,0	24,0	21,9	65,5	130,0	5	80,0	161,0	17,5	CITROEN	46806234 51728378 51740247 51858363
															FIAT	4246 Y5 4249 H2 4249 H9 16 078 722 80
															PEUGEOT	4246 L9
24.0124-0139.1	S	B			V	260,0	24,0	22,0	28,0	108,0	4	66,0	133,5	13,0	PEUGEOT	MB618716 MB928120 MB928697 MR129648 MR129649
24.0124-0140.1	B				V	276,0	24,0	22,4	45,1	108,0	6	87,0	136,0	10,6	MITSUBISHI	26300AE091 26310AA021 26310AA031 26310AA032 26310AC060
24.0124-0141.1	B				V	260,0	24,0	22,0	56,8	100,0	5	58,0	129,0	12,8	SUBARU	MB618799 MB668108
24.0124-0142.1					V	256,0	24,0	22,4	45,3	114,3	5	69,0	145,0	12,6	MITSUBISHI	FTC902
24.0124-0143.1	B				V	298,5	24,0	22,0	70,0	127,0	5	101,6	158,0	10,0	LAND ROVER	MB618344
24.0124-0144.1					V	276,0	24,0	22,4	45,2	114,3	5	69,0	165,0	12,6	MITSUBISHI	MB858799
24.0124-0145.1	B				V	277,0	24,0	22,0	56,5	100,0	5	58,0	129,0	13,0	SUBARU	26300AE050 26300AE070 26300AE071 26310AA091 26310AA092 26310AA120 26310AA121

Abmessungen Bremsscheiben

Dimensions brake discs - Misure dischi freno -

Dimensions Disques de frein - Medidas disco de freno



S Fixierschraube - fixing screw - vite di riparazione - vis de fixation - tornillo quefija

B beschichtet - coated - rivestito - revêtu - recubierto

HC hochgekohlt - high carbon - ad alto tenore di carbonio - à haute teneur en carbone - altamente carbonizado

L legiert - alloyed - alligato/legato - allié - aleado

V ventiliert - ventilated - ventilato - ventilé - ventilado

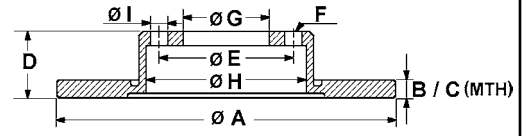
● gelocht - perforated - perforato - poinçonné - perforado

		S	B	HC	L	V	A	B	C	D	E	F	G	H	I	OE - #		
24.0124-0146.1	424146		B			V	256,0	24,0	22,4	45,3	114,3	4	69,0	145,0	12,6	HYUNDAI/KIA MITSUBISHI	51712-M2010 MB668886 MB950570	
24.0124-0147.1	424147					V	256,0	24,0	22,4	45,3	114,3	5	69,0	145,0	12,6	MITSUBISHI	MB699761	
24.0124-0148.1	424148					V	278,0	24,0	22,2	35,5	108,0	4	63,5	137,0	13,7	FORD	5024174 5026674	
24.0124-0149.1	424149		B			V	278,0	24,1	22,2	46,9	108,0	4	63,5	136,0	13,6	FORD	4070864 5026785	
24.0124-0151.1	424151					V	260,0	24,3	22,8	53,0	108,0	4	63,5	137,0	13,8	FORD	5022664	
24.0124-0152.1	424152		S	B	HC	L	V	256,0	23,8	21,0	41,1	100,0	4	60,0	123,0	14,3	OPEL/VAUXHALL	5 69 059/9117677
24.0124-0158.1	424158		S	B	HC	L	V	280,0	24,0	21,8	44,0	100,0	4	61,0	140,0	13,6	RENAULT	77 01 207 829 86 71 005 975
24.0124-0159.1	424159		B			V	281,0	23,9	21,5	45,7	114,3	4	69,0	146,5	12,5	MITSUBISHI VOLVO	M818027 30818027	
24.0124-0161.1	424161		B			V	300,0	23,9	22,0	47,0	108,0	5	63,5	155,0	13,7	FORD	1376118 4179398 4181042	
																JAGUAR	C2S 35270 C2S 42667 C2S 52091	
24.0124-0162.1	424162		B			V	280,0	24,0	21,0	61,5	110,0	6	79,5	119,0	M10x1,5	OPEL/VAUXHALL RENAULT	45 00 098/9160398 77 00 302 128 86 71 017 103	
24.0124-0163.1	424163		S			V	256,0	24,0	22,0	47,1	100,0	4/6	60,0	134,0	13,2	CHEVROLET	96286933 96312559 96286933 96312559	
																DAEWOO		
24.0124-0164.1	424164		B			V	258,0	24,0	22,0	47,0	100,0	4	55,0	125,0	13,0	MAZDA	BJ1Y-33-25X	
24.0124-0165.1	424165		B	HC	L	V	298,0	24,0	22,0	67,0	130,0	5	98,0	164,0	15,4	PORSCHE	986 351 401 05	
24.0124-0166.1	424166		B	HC	L	V	260,0	24,0	21,0	41,0	100,0	4/6	60,0	126,0	14,5	OPEL/VAUXHALL	5 69 000/9196050	
24.0124-0167.1	424167		B			V	276,0	24,5	22,1	43,0	100,0	5	82,0	136,0	M10	FORD	1738807 1C1J-1125-A2D	
24.0124-0168.1	424168		B			V	294,0	24,5	22,1	43,0	100,0	5	82,0	136,0	M10	FORD	1738815 YC1J-1125-B2B	
24.0124-0169.1	424169		B	HC		V	280,0	24,0	21,8	46,9	108,0	5	61,0	139,8	13,5	RENAULT	82 00 007 121 86 71 017 410	
24.0124-0170.1	424170		B			V	276,0	24,0	22,4	45,0	114,3	4	69,0	145,0	12,5	MITSUBISHI	MR389725 MR475331	
24.0124-0171.1	424171		S	B	HC	L	V	280,0	24,0	21,8	44,0	108,0	5	61,0	140,0	15,5	RENAULT	77 01 206 198
24.0124-0172.1	424172					V	284,5	24,0	22,4	51,0	139,6	5	96,3	171,0	12,5	KIA	OK011-33-251D OK01A-33-251C OK01A-33-25XB	
24.0124-0173.1	424173					V	258,0	24,0	22,0	48,6	114,3	4	72,0	143,7	13,0	KIA	OK9AA-33-251 OK9AA-33-251B OK9AA-33-251C	
24.0124-0174.1	424174					V	284,0	24,2	22,9	60,5	111,1	5	82,6	138,5	11,5	JAGUAR	JLM 727 JLM 776	
24.0124-0175.1	424175		B			V	273,5	24,0	22,0	47,5	114,3	5	72,0	143,0	13,0	MAZDA	GF3Y-33-25XA	
24.0124-0176.1	424176		B	HC	L	V●	299,0	24,0	22,0	75,0	130,0	5	98,0	180,0	15,4	PORSCHE	996 352 041 05	
24.0124-0177.1	424177		B	HC		V	345,0	24,0	22,4	67,0	120,0	5	79,0	185,0	16,5	BMW	34 21 1 166 129	
24.0124-0178.1	424178		B			V	282,5	24,0	22,4	38,0	114,3	5	73,5	159,3	14,0	CHRYSLER	4721 820AE	
24.0124-0179.1	424179		B			V	278,0	24,0	22,0	44,5	108,0	5	63,5	136,0	13,7	FORD	1361298 1361300 4367104 4367106 4455980 4457985 2T14-1125-CC 2T14-1125-EC	
24.0124-0181.1	424181		S	B	HC		V	310,0	24,0	22,4	77,0	120,0	5	79,0	161,0	14,5	BMW	34 11 6 764 021
24.0124-0182.1	424182					V	276,0	24,0	22,4	45,0	114,3	5	69,0	145,0	12,5	MITSUBISHI	MR449817 MR449818	
24.0124-0183.1	424183		B	HC	L	V●	299,0	24,0	22,0	65,0	130,0	5	103,0	180,0	15,4	PORSCHE	993 352 041 02	
24.0124-0184.1	424184		B			V	257,0	24,0	22,1	46,7	114,3	4	69,0	141,5	12,7	HYUNDAI	51712-2D310	
24.0124-0185.1	424185		B			V	258,0	24,0	22,0	48,5	100,0	4	57,0	143,6	13,0	KIA	OK2N1-33-251	
24.0124-0186.1	424186			HC		V	370,0	24,0	22,4	67,0	120,0	5	79,0	185,0	16,5	BMW	34 21 1 166 131	
24.0124-0187.1	424187		B			V	254,0	24,0	22,0	50,7	100,0	4	55,0	141,0	13,0	KIA	41712-FD-300	
24.0124-0188.1	424188		B	HC	L	V	278,0	24,0	21,4	55,5	112,0	5	67,0	164,0	15,0	MERCEDES BENZ	124 423 08 12	
24.0124-0189.1	424189			HC	L	V	282,5	24,0	22,6	35,0	126,0	5	107,0	145,0	8,4	PORSCHE	911 351 041 22	
24.0124-0190.1	424190			HC	L	V	290,0	24,0	22,6	83,0	130,0	5	90,0	180,0	15,4	PORSCHE	911 352 041 08	
24.0124-0191.1	424191		S	B	HC		V	300,0	24,0	21,8	43,9	100,0	4	61,0	139,8	13,5	RENAULT	77 01 207 897 86 71 017 844
24.0124-0192.1	424192		B			V	256,0	24,0	21,5	45,6	114,3	4	69,0	139,0	12,7	MITSUBISHI SMART	4605A068 454 420 00 01	

Abmessungen Bremsscheiben

Dimensions brake discs - Misure dischi freno -

Dimensions Disques de frein - Medidas disco de freno



S Fixierschraube - fixing screw - vite di riparazione - vis de fixation - tornillo quejija
 L legiert - alloyed - alligato/legato - allié - aleado
 ● gelocht - perforated - perforato - poinçonné - perforado
 B beschichtet - coated - rivestito - revêtu - recubierto
 V ventiliert - ventilated - ventilato - ventilé - ventilado
 HC hochgekohlt - high carbon - ad alto tenore di carbonio - à haute teneur en carbone - altamente carbonizado

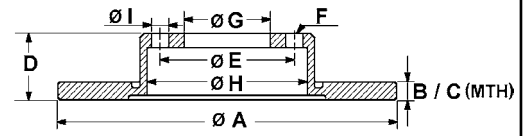
		S	B	H	C	L	V	A	B	C	D	E	F	G	H	I	OE - #	
24.0124-0193.1	424193						V	282,5	24,0	22,4	38,0	114,3	5	73,5	144,0	14,0	CHRYSLER	4509 340
24.0124-0194.1	424194	B	HC	L			V●	299,0	24,0	22,0	67,0	130,0	5	98,0	180,0	15,4	PORSCHE	986 352 403 01 987 352 403 00
24.0124-0195.1	424195						V	274,0	24,1	22,0	40,4	114,3	5	72,0	142,5	13,0	KIA	0K552-33-251 0K552-33-251A 0K56A-33-251 KJ002-33-251C
24.0124-0196.1	424196	B					V	293,5	24,0	22,0	56,7	100,0	5	58,0	129,0	13,0	SUBARU	26300AE061 26300SA001
24.0124-0197.1	424197	S	B	HC			V	300,0	24,0	22,4	73,5	120,0	5	79,0	152,0	14,5	BMW	34 11 6 764 643 34 11 6 854 998
24.0124-0198.1	424198						V	300,0	24,0	22,0	44,5	108,0	4	63,5	156,5	13,7	FORD	4328921 4410264
24.0124-0199.1	424199	S	B				V	256,0	24,0	21,0	46,8	114,3	4	60,0	141,0	12,6	CHEVROLET/DAEWOO	96264591 96328338 96549782
24.0124-0200.1	424200	S	B	HC			V	330,0	24,0	22,4	73,3	120,0	5	79,0	174,0	14,5	BMW	34 11 6 854 999
24.0124-0201.2	424201	S	B	HC			V	345,0	24,0	22,4	63,2	120,0	5	75,0	185,0	14,5	BMW	34 21 6 763 827
24.0124-0202.1	424202						V	276,0	24,0	22,4	45,2	114,3	6	93,0	137,0	10,6	MITSUBISHI	MB895730
24.0124-0203.1	424203	S	B	HC			V	312,0	23,9	22,4	73,7	120,0	5	79,0	152,0	14,5	BMW	34 11 6 792 219 34 11 6 855 006
24.0124-0207.1	424207						V	254,0	24,0	22,4	39,0	108,0	6	67,0	132,6	10,6	MITSUBISHI	MB950958
24.0124-0210.1	424210	B	HC	L			V●	298,0	24,0	22,0	67,0	130,0	5	98,0	164,0	15,4	PORSCHE	987 351 402 01
24.0124-0211.1	424211	B	HC	L			V●	298,0	24,0	22,0	67,0	130,0	5	98,0	164,0	15,4	PORSCHE	987 351 401 01
24.0124-0212.1	424212	S	B	HC	L		V	320,0	24,0	21,4	58,2	112,0	5	67,0	180,0	15,2	MERCEDES BENZ	221 423 10 12
24.0124-0213.1	424213						V	345,0	24,0	22,4	74,0	120,0	5	79,0	185,0	16,5	BMW	34 21 6 864 054
24.0124-0214.1	424214	B	HC				V	370,0	24,0	22,4	74,0	120,0	5	79,0	185,0	16,5	BMW	34 21 6 765 891
24.0124-0215.1	424215	B					V	294,0	24,0	22,4	45,5	114,3	5	69,0	147,8	12,6	CITROEN MITSUBISHI	4249 59 4615A006 MR128659 MR205215
24.0124-0216.1	424216	S	B	HC			V	345,0	24,0	22,4	78,5	120,0	5	75,0	185,0	16,5	PEUGEOT	16 063 757 80
24.0124-0217.1	424217	B					V	302,5	24,0	22,0	45,0	114,3	5	72,0	144,0	13,0	BMW	34 21 6 793 246
24.0124-0218.1	424218	B					V	322,6	24,0	22,0	45,0	114,3	5	72,0	144,0	13,0	MAZDA	F152-33-251A F160-33-251A
24.0124-0219.2	424219	S	B	HC			V	385,0	24,0	22,4	78,5	120,0	5	75,0	185,0	16,5	MAZDA	34 21 6 779 535
24.0124-0220.1	424220						V	254,0	24,0	22,4	40,0	108,0	5	87,0	153,5	10,6	BMW	58129-4A000
24.0124-0221.1	424221	S	B	HC			V	280,0	24,0	21,8	44,0	114,3	5	68,0	140,0	15,8	HYUNDAI	40 20 641 51R
24.0124-0222.1	424222	S	B	HC			V	280,0	24,0	21,8	44,0	108,0	5	61,0	140,0	15,8	DACIA RENAULT MERCEDES BENZ	40 20 600 10R 415 420 00 01 415 420 07 01 82 01 464 604
24.0124-0223.1	424223	S	B	HC			V	280,0	24,0	21,8	44,0	108,0	5	61,0	140,0	15,8	RENAULT	77 01 208 848
24.0124-0224.1	424224	S	B	HC			V	300,0	24,0	21,8	44,0	108,0	5	61,0	140,0	15,8	RENAULT	77 01 208 849
24.0124-0226.1	424226	S	B	HC	L		V●	320,0	24,0	22,0	58,2	112,0	5	67,0	180,0	15,2	RENAULT	230 423 15 12
24.0124-0228.1	424228	B					V	294,0	24,0	21,0	87,5	108,0	8	84,0	142,0	10,5	MERCEDES BENZ	2996043
24.0124-0229.1	424229	B					V	263,0	24,0	22,0	53,0	118,0	6	96,0	144,0	M12x1,5	IVECO	40206-F3901
24.0124-0231.2	424231	S	B	HC			V●	350,0	24,0	22,4	66,5	120,0	5	75,0	185,0	14,5	NISSAN	34 21 2 283 803
24.0124-0232.2	424232	S	B	HC			V●	350,0	24,0	22,4	66,5	120,0	5	75,0	185,0	14,5	BMW	34 21 2 283 804
24.0124-0233.2	424233	S	B	HC			V	345,0	24,0	22,4	69,0	120,0	5	75,0	185,0	16,5	BMW	34 21 6 775 289
24.0124-0234.2	424234	S	B	HC			V●	370,0	24,0	22,4	61,6	120,0	5	75,0	185,0	14,5	BMW	34 21 2 282 808
24.0124-0235.2	424235	S	B	HC			V●	370,0	24,0	22,4	61,6	120,0	5	75,0	185,0	14,5	BMW	34 21 2 282 807
24.0124-0236.1	424236	S	B	HC	L		V	320,0	24,0	21,4	68,2	112,0	5	67,0	180,0	15,2	MERCEDES BENZ	000 423 11 12 219 423 00 12
24.0124-0237.1	424237	B					V	278,0	24,0	22,0	47,3	114,3	4	60,0	141,0	12,5	CHEVROLET	96329364
24.0124-0238.1	424238	B					V	280,0	24,0	22,0	44,0	114,3	4	68,0	143,2	13,0	NISSAN	40206-EM10A 40206-ET01C
24.0124-0239.2	424239	S	B	HC			V	330,0	24,0	22,4	66,0	120,0	5	75,0	172,0	16,5	BMW	34 11 6 794 429
24.0124-0240.1	424240	S	B	HC			V	307,0	24,0	22,4	45,2	120,0	5	79,0	152,0	16,5	MINI	34 11 9 804 829
24.0124-0241.1	424241	S	B	HC			V	370,0	23,9	22,4	69,0	120,0	5	75,0	185,0	16,6	BMW	34 21 6 775 291
24.0124-0242.2	424242	S	B	HC			V	330,0	24,0	22,4	73,1	120,0	5	79,0	171,8	14,5	BMW	34 11 6 782 601
24.0124-0243.1	424243	B	HC	L			V	254,5	24,0	22,4	40,0	108,0	5	87,0	152,5	10,6	HYUNDAI	58129-4A100
24.0124-0245.1	424245	B	HC				V	256,0	24,0	22,0	24,0	108,0	6	86,0	155,0	10,8	FORD	4883102 6M34-1027-CA
24.0124-0247.1	424247	B					V	280,0	24,0	22,0	44,0	114,3	5	68,0	144,0	12,7	NISSAN	40206-1KA3A
24.0124-0250.2	424250	S	B	HC			V	345,0	24,0	22,4	66,1	120,0	5	75,0	160,8	16,5	BMW	34 20 6 797 605
24.0124-0251.2	424251	S	B	HC			V	345,0	24,0	22,4	66,2	120,0	5	75,0	185,0	16,5	BMW	34 20 6 797 607
24.0124-0253.1	424253	S	B	HC			V	280,0	24,0	21,8	44,0	100,0	4	61,0	140,0	13,5	RENAULT	40 20 605 40R 40 20 695 18R
24.0124-0702.1	424702	B					V	280,0	24,0	22,7	81,5	114,3	5	72,0	159,0	15,5	JEEP	5015 965AA
24.0124-0706.1	424706						V	257,0	24,0	22,4	45,5	114,3	4	69,0	141,5	12,5	HYUNDAI	51712-38100
24.0124-0723.1	424723						V	256,0	24,0	21,0	46,8	114,3	5	60,0	137,0	12,6	DAEWOO	96238673
24.0124-0724.1	424724						V	314,0	24,0	22,4	45,2	108,0	6	87,0	136,0	10,6	MITSUBISHI	MB699716



Abmessungen Bremsscheiben

Dimensions brake discs - Misure dischi freno -

Dimensions Disques de frein - Medidas disco de freno



S Fixierschraube - fixing screw - vite di riparazione - vis de fixation - tornillo quejija

B beschichtet - coated - rivestito - revêtu - recubierto

HC hochgekohlt - high carbon - ad alto tenore di carbonio - à haute teneur en carbone - altamente carbonizado

L legiert - alloyed - alligato/legato - allié - aleado

V ventiliert - ventilated - ventilato - ventilé - ventilado

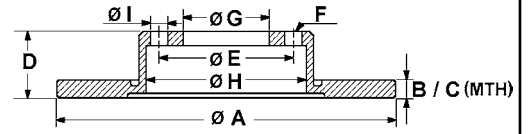
● gelocht - perforated - perforato - poinçonné - perforado

		S	B	HC	L	V	A	B	C	D	E	F	G	H	I	OE - #		
24.0124-0735.1	424735		B			V	278,0	24,0	22,0	47,0	114,3	5	72,0	143,0	14,2	FORD MAZDA	4096352 4668068 EC02-33-25X EF9Y-33-25X	
24.0125-0100.1	425100			HC		V	280,0	25,0	23,4	78,0	120,0	5	74,0	144,0	14,5	BMW	34 11 1 121 902 34 11 1 152 296 34 11 1 163 141	
24.0125-0102.1	425102			HC	L	V	276,0	25,0	23,0	46,5	112,0	5	68,0	135,0	15,4	AUDI	447 615 301 A 447 615 301 B	
24.0125-0104.1	425104			HC		V	282,0	25,0	23,4	76,0	120,0	5	79,0	146,0	14,5	BMW	34 11 1 163 147	
24.0125-0105.1	425105		B	HC		V	288,0	25,0	23,0	46,5	112,0	5/9	68,0	135,0	15,4	AUDI/SEAT/SKODA	4A0 615 301 C 4A0 615 301 D 8E0 615 301 Q	
24.0125-0106.1	425106		B	HC		V	276,0	25,0	23,0	56,5	108,0	4	68,0	135,0	15,4	AUDI	895 615 301 B	
24.0125-0107.1	425107		B	HC	L	V	294,0	25,0	22,4	49,5	112,0	5	67,0	154,3	15,0	MERCEDES BENZ	124 421 24 12	
24.0125-0108.1	425108		B	HC		V	288,0	25,0	23,0	28,5	100,0	5	65,0	136,0	15,6	VOLKSWAGEN	3A0 615 301 A	
24.0125-0110.1	425110		S	B	HC	L	V	288,0	25,0	22,4	46,5	112,0	5	67,0	154,3	13,2	CHRYSLER MERCEDES BENZ	5098 063AA 203 421 03 12 210 421 07 12 210 421 24 12
24.0125-0113.1	425113		S	B	HC		V	288,0	25,0	22,0	34,5	100,0	5	65,0	136,0	15,6	AUDI/SEAT/SKODA/VW	1J0 615 301 R 1J0 615 301 S 6R0 615 301 A
24.0125-0114.1	425114		S	B	HC		V	288,0	25,1	21,0	55,4	112,0	5	68,2	144,2	16,5	FORD SEAT/VW	1045994 7M0 615 301 G
24.0125-0115.1	425115			B	HC		V	282,5	25,0	23,0	46,5	112,0	5	68,0	135,0	15,3	VOLKSWAGEN	8E0 615 301 A 8E0 615 301 C
24.0125-0116.1	425116					V	255,0	25,0	23,0	52,6	114,3	5	62,0	147,0	14,4	TOYOTA	43512-28060	
24.0125-0117.1	425117			B	HC		V	278,0	25,0	23,0	48,5	108,0	5	63,5	140,0	13,7	FORD	1734696 1734696 AV61-1125-BB 31262718
24.0125-0118.1	425118					V	257,0	25,0	23,0	46,6	110,0	5	84,0	145,0	M10x1,25	VOLVO TOYOTA	43512-26040 43512-26070 43512-35170 43512-35180	
24.0125-0119.1	425119		S	B	HC	L	V	288,0	25,0	22,0	42,0	110,0	5/7	70,0	139,0	14,0	VOLKSWAGEN OPEL/VAUXHALL SAAB	J43 512 351 80 5 69 056/90512029 32025723 5390786
24.0125-0123.1	425123			B	HC		V	310,0	25,0	22,0	34,5	100,0	5/9	65,0	185,0	15,6	AUDI/SEAT/SKODA/VW	6R0 615 301 B 8N0 615 301 A 8L0 615 301
24.0125-0124.1	425124			B		V	255,0	24,9	24,0	49,2	100,0	5	55,0	156,0	14,5	AUDI/VW TOYOTA	43512-20470 43512-20580 43512-20700	
24.0125-0125.1	425125					V	280,0	25,0	23,0	44,0	108,0	4	68,0	144,0	15,0	SAAB	4002143	
24.0125-0126.1	425126					V	271,0	25,0	23,0	52,8	114,3	5	62,0	147,0	14,6	TOYOTA	43512-28100	
24.0125-0129.1	425129					V	258,0	25,0	24,0	47,0	114,3	5	62,0	161,5	14,5	TOYOTA	43512-17070	
24.0125-0130.1	425130					V	282,0	25,0	23,0	34,5	114,3	4	92,0	171,0	M10x1,25	HONDA	45251-SM5-A00	
24.0125-0131.1	425131		S	B	HC	L	V	280,0	24,8	22,0	42,0	110,0	5/7	70,0	139,0	14,0	OPEL/VAUXHALL	5 69 066/93197592
24.0125-0135.1	425135					V	291,0	25,0	23,0	65,8	127,0	6	100,0	155,0	10,7	TOYOTA	43512-35200	
24.0125-0136.1	425136					V	256,0	25,0	23,0	39,5	100,0	4	65,0	132,2	13,6	VOLKSWAGEN	6N0 615 301 E	
24.0125-0137.1	425137			B	HC		V	312,0	25,0	23,0	46,5	112,0	5	68,0	158,0	15,3	AUDI/SEAT/SKODA	4B0 615 301 A 8E0 615 301 R
24.0125-0138.1	425138		S	B	HC		V	325,0	24,9	23,4	52,6	120,0	5	79,0	174,0	14,5	BMW	34 10 1 166 071 34 11 6 864 047
24.0125-0139.1	425139			B	HC	L	V	276,0	24,9	23,0	56,5	112,0	5	68,0	135,0	15,5	AUDI	895 615 301 D
24.0125-0140.1	425140			B		V	260,0	25,0	23,0	49,2	100,0	5	55,0	131,0	14,5	TOYOTA	43512-05030	
24.0125-0141.1	425141		S	B	HC		V	285,0	24,9	22,0	42,1	110,0	5/7	70,0	139,0	14,0	FIAT	51819733 71772553
24.0125-0142.1	425142		S	B	HC	L	V	308,0	25,0	22,0	42,0	110,0	5/8	70,0	139,0	14,0	OPEL/VAUXHALL SAAB	5 69 003/93171497 9156807 93171497
24.0125-0143.1	425143			B		V	275,0	25,0	23,0	49,3	114,3	5	62,0	144,0	14,5	TOYOTA	43512-42030	
24.0125-0144.1	425144					V	277,0	25,0	23,0	46,2	100,0	5	54,0	131,0	14,5	TOYOTA	43512-20390	
24.0125-0145.1	425145		S	B	HC		V	288,0	25,0	22,0	49,9	112,0	5/9	65,0	144,0	15,3	AUDI/SEAT/SKODA/VW	1K0 615 301 T JZW 615 301 J
24.0125-0146.1	425146			B		V	282,0	25,0	23,0	47,0	114,3	4	64,0	142,5	13,0	VOLKSWAGEN	5C0 615 301 A	
24.0125-0147.1	425147			B		V	282,5	25,0	23,0	48,5	114,3	5	72,0	142,0	13,0	HONDA MAZDA	45251-S1A-G00 GJ6Y-33-25XA	

Abmessungen Bremsscheiben

Dimensions brake discs - Misure dischi freno -

Dimensions Disques de frein - Medidas disco de freno



S Fixierschraube - fixing screw - vite di riparazione - vis de fixation - tornillo quefija
 B beschichtet - coated - rivestito - revêtu - recubierto
 HC hochgekohlt - high carbon - ad alto tenore di carbonio - à haute teneur en carbone - altamente carbonizado
 L legiert - alloyed - alligato/legato - allié - aleado
 V ventiliert - ventilated - ventilato - ventilé - ventilado
 ● gelocht - perforated - perforato - poinçonné - perforado

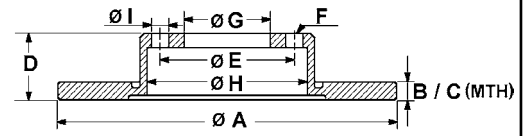
		S	B	HC	L	V	A	B	C	D	E	F	G	H	I	OE - #	
24.0125-0148.1	425148	S	B	HC	L	V	280,0	25,0	22,0	42,0	100,0	4/6	60,0	139,0	14,5	OPEL/VAUXHALL	5 69 006/93175376
24.0125-0149.1	425149		B	HC		V	314,0	25,0	23,0	59,7	112,0	5	68,0	144,0	15,3	AUDI	4F0 615 301 D
24.0125-0155.1	425155		B			V	255,0	25,0	23,0	49,3	100,0	4	55,0	131,0	14,5	TOYOTA	43512-02070 43512-13030 43512-47020
24.0125-0156.1	425156		B			V	276,0	25,0	23,0	49,2	100,0	5	55,0	131,0	14,5	TOYOTA	43512-20730
24.0125-0157.1	425157		B			V	275,0	25,0	23,0	49,2	100,0	4	55,0	129,0	14,5	TOYOTA	43512-02080
24.0125-0158.1	425158	S	B	HC		V	312,0	25,0	22,0	49,9	112,0	5/9	65,0	146,0	15,3	AUDI/VW/SKODA	1K0 615 301 AA JZW 615 301 H 5C0 615 301 B
24.0125-0160.1	425160	S	B	HC		V	325,0	25,0	23,4	62,2	120,0	5	75,0	174,0	16,5	VOLKSWAGEN	34 11 3 400 151
24.0125-0161.1	425161					V	282,0	25,0	23,0	44,5	100,0	4	64,2	143,0	12,6	BMW	SDB000440
24.0125-0162.1	425162		B	HC		V	300,0	25,0	23,0	48,5	108,0	5	63,5	140,0	13,7	MG	1253965 1373370 1520297 1797226 DV61-1125-DA 274510 31341643 31362412 31381375 31400937
24.0125-0164.1	425164		B			V	297,0	25,0	22,0	64,7	120,0	5	70,0	161,5	14,3	FORD	NTC8780
24.0125-0165.1	425165		B	HC		V	278,0	25,0	23,0	48,5	114,3	5	72,0	140,0	14,0	LAND ROVER	BP4Y-33-25XC C24Y-33-25XB C24Y-33-25XC C24Y-33-25XD
24.0125-0167.1	425167	S	B	HC	L	V	288,0	25,0	22,4	44,5	112,0	5	67,0	154,3	15,3	MAZDA	169 421 11 12
24.0125-0168.1	425168		B			V	275,0	25,0	23,0	49,2	100,0	4	55,0	131,0	14,6	MERCEDES BENZ	43512-13022
24.0125-0170.1	425170		B	HC		V	300,0	25,0	23,0	48,5	114,3	5	72,0	140,0	14,0	TOYOTA	BP6Y-33-25XE C26Y-33-25XB
24.0125-0171.1	425171		B	HC		V	288,0	25,0	23,0	46,5	112,0	5/10	68,0	137,0	15,3	SKODA/VW	4B0 615 301 B
24.0125-0172.1	425172		B	HC		V	312,0	25,0	23,0	46,5	112,0	5/10	68,0	140,0	15,3	SKODA/VW	4B0 615 301 C
24.0125-0173.1	425173	S	B			V	300,0	25,0	23,0	47,2	114,3	5	64,1	141,0	12,7	HONDA	45251-SM6-A10
24.0125-0174.1	425174		B			V	300,0	25,0	23,0	47,2	114,3	5	64,2	142,0	12,6	HONDA	45251-SEA-E30
24.0125-0176.1	425176		B			V	297,5	25,0	22,0	91,5	120,0	5	70,1	161,1	14,3	LAND ROVER	SDB000380
24.0125-0177.1	425177		B			V	257,0	24,5	22,4	47,6	114,3	4	69,0	141,5	12,5	KIA	51712-3C000
24.0125-0178.1	425178		B			V	275,0	25,0	22,0	46,5	114,3	5	62,0	145,0	14,5	TOYOTA	43512-42040
24.0125-0179.1	425179	S	B	HC	L	V	288,0	25,0	22,4	64,5	112,0	5	67,0	154,3	15,2	MERCEDES BENZ	000 421 19 12
24.0125-0182.1	425182	S				V	300,0	25,0	23,0	47,1	114,3	5	64,1	141,0	12,7	HONDA	45251-S9A-E50
24.0125-0183.1	425183					V	282,0	25,0	23,0	47,0	114,3	5	64,1	142,5	13,0	HONDA	45251-S1A-E40 45251-S9A-E50
24.0125-0184.1	425184	S	B	HC		V	314,0	25,0	23,0	52,4	112,0	5	68,0	154,0	15,3	AUDI	8K0 615 301
24.0125-0187.1	425187		B			V	280,0	25,0	23,0	47,2	114,3	5	64,1	142,2	13,0	HONDA	45251-SEA-E00
24.0125-0188.1	425188		B			V	299,0	25,0	23,0	48,4	114,3	5	72,0	142,8	13,0	MAZDA	G33Y-33-25X
24.0125-0189.1	425189	S	B			V	281,5	25,0	23,0	47,2	114,3	5	64,1	142,5	12,5	HONDA	45251-SJH-E10
24.0125-0190.1	425190		B			V	294,5	25,0	23,0	49,0	114,3	5	62,0	154,0	12,6	SUZUKI	55211-65J00
24.0125-0195.1	425195		B	HC		V	320,0	25,0	23,0	48,5	114,3	5	72,0	148,0	13,7	MAZDA	B37F-33-25XA
24.0125-0196.1	425196		B			V	255,0	25,0	22,0	49,2	100,0	5	55,0	136,0	14,5	TOYOTA	43512-47040
24.0125-0197.1	425197		B	HC		V	320,0	25,0	23,0	48,5	108,0	5	63,5	148,0	13,7	FORD	1724956 3M51-2C375-CE 31302573 31329122 31341644 31381376 31400818 31400938
24.0125-0198.1	425198	S	B	HC	L	V	280,0	25,0	22,0	43,2	100,0	4/6	60,0	139,0	14,5	OPEL/VAUXHALL	5 69 007/93181113 5 69 067/93197712
24.0125-0199.1	425199		B	HC		V	278,0	25,0	23,0	48,5	108,0	5	63,5	140,0	13,7	FORD	1790221 AV61-1125-DB
24.0125-0700.1	425700					V	275,0	25,0	23,0	49,2	100,0	5	55,0	129,0	14,5	TOYOTA	42512-20711
24.0125-0706.1	425706					V	300,0	25,0	23,0	39,7	114,3	5	70,2	142,5	12,6	HONDA	45251-S2A-000
24.0126-0100.1	426100			HC	L	V	283,0	26,0	24,0	48,0	108,0	5	71,0	130,5	13,0	CITROEN	95 661 813 96 099 616 4246 N8
24.0126-0101.1	426101		B			V	280,3	26,0	23,0	50,3	108,0	4	68,0	139,0	14,5	PEUGEOT	271590
24.0126-0102.1	426102		B			V	280,3	26,0	23,0	50,3	108,0	5	68,0	139,0	14,5	VOLVO	271788 272312
24.0126-0103.1	426103					V	281,0	26,0	24,2	43,7	98,0	5	59,0	127,0	13,0	VOLVO	60621051
						V										ALFA ROMEO	



Abmessungen Bremsscheiben

Dimensions brake discs - Misure dischi freno -

Dimensions Disques de frein - Medidas disco de freno



S Fixierschraube - fixing screw - vite di riparazione - vis de fixation - tornillo quejija

B beschichtet - coated - rivestito - revêtu - recubierto

HC hochgekohlt - high carbon - ad alto tenore di carbonio - à haute teneur en carbone - altamente carbonizado

L legiert - alloyed - alligato/legato - allié - aleado

V ventiliert - ventilated - ventilato - ventilé - ventilado

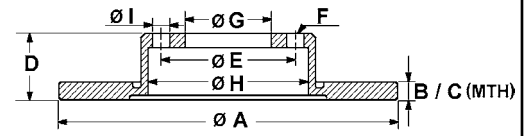
● gelocht - perforated - perforato - poinçonné - perforado

		S	B	HC	L	V	A	B	C	D	E	F	G	H	I	OE - #		
24.0126-0104.1	426104		B			V	281,0	26,0	24,2	43,7	98,0	5	59,0	127,0	16,5	CITROEN FIAT/LANCIA PEUGEOT	4246 J3 4249 H5 1317651080 4246 J2 4249 H5	
24.0126-0105.1	426105		B			V	280,0	26,0	23,0	56,3	108,0	5	68,0	139,0	14,0	VOLVO	31262209 3516567 6848902	
24.0126-0106.1	426106		S	B		V	283,0	26,0	24,2	28,2	108,0	4	66,0	133,5	13,0	CITROEN PEUGEOT	4246 L8 4246 R7	
24.0126-0107.1	426107		B	HC		V	302,0	26,0	23,0	50,0	108,0	5	68,0	151,0	14,4	VOLVO	272276	
24.0126-0108.1	426108		B			V	257,0	26,0	24,0	52,5	114,3	5	68,0	139,5	12,8	NISSAN	40206-9C100 40206-9C101	
24.0126-0109.1	426109					V	277,0	26,0	24,0	39,0	124,0	6	100,0	164,0	M10x1,25	FORD NISSAN	1954433 40206-0F000 40206-0F001 40206-31G01	
24.0126-0111.1	426111		B			V	280,0	26,0	24,6	36,0	109,0	6	88,0	175,0	M12x1,25	ISUZU OPEL/VAUXHALL	97034034 97034035 5 69 050/97034034 5 69 051/97034035	
24.0126-0112.1	426112					V	257,0	26,0	24,0	45,5	100,0	4	61,0	148,0	12,8	NISSAN	40206-54C01	
24.0126-0114.1	426114					V	281,0	26,0	24,2	54,2	98,0	5	59,0	127,0	13,2	LANCIA	82476515	
24.0126-0115.1	426115		B	HC		V	300,0	26,0	22,0	56,0	112,0	5	68,2	144,0	16,5	FORD SEAT/VW MERCEDES BENZ	1141782 7M3 615 301 A 163 421 02 12 163 421 04 12	
24.0126-0116.1	426116		B	HC		V	303,0	26,0	23,0	51,5	112,0	5	67,0	168,0	15,0			
24.0126-0119.1	426119		B	HC		V	313,0	25,9	22,0	56,2	112,0	5	68,2	148,0	16,5	FORD SEAT/VW CITROEN	1108038 7M3 615 301 4246 W2 4249 18 4249 84 4249 J6	
24.0126-0120.1	426120		S	B		V	283,0	26,0	24,0	34,2	108,0	4	66,0	133,5	13,0	PEUGEOT	16 064 014 80 4246 W8 4249 17 4249 84 4249 J6	
24.0126-0121.1	426121		S	B	HC	L	V	283,0	26,0	24,0	48,3	108,0	5	71,1	133,0	13,2	PEUGEOT	4246 P7 4246 V4 4249 L3
24.0126-0122.1	426122		B			V	285,5	26,0	23,0	50,3	108,0	5	68,0	139,0	16,5	VOLVO	272403 946133	
24.0126-0123.1	426123		B	HC		V	300,0	26,0	22,8	47,0	108,0	5	61,0	139,6	13,5	RENAULT	82 00 007 122 86 71 016 878	
24.0126-0125.1	426125		B			V	281,0	26,0	24,2	43,5	98,0	4	59,0	127,0	13,0	FIAT	46535086 46765546	
24.0126-0126.1	426126		B			V	276,0	26,0	24,0	46,2	114,3	5	69,0	141,5	12,6	HYUNDAI	51712-3B000	
24.0126-0127.1	426127		B			V	294,0	26,0	24,4	46,1	114,3	5	69,0	145,0	12,6	HYUNDAI	51712-26100	
24.0126-0128.1	426128		B	HC	L	V	280,0	26,0	24,4	47,4	114,3	5	69,0	141,5	12,5	HYUNDAI KIA	51712-3K050 51712-1F000 51712-2C000 51712-3K050	
24.0126-0129.1	426129		B			V	280,0	26,0	24,4	47,3	114,3	4	69,0	141,4	12,7	HYUNDAI	51712-3C100 51712-3D300	
24.0126-0130.1	426130		B			V	305,0	26,0	24,5	63,5	127,0	5	72,0	170,0	15,5	JEEP	5209 8672	
24.0126-0131.1	426131		B			V	276,0	26,0	24,4	45,5	114,3	4	69,0	145,0	12,5	NISSAN	MR510742	
24.0126-0133.1	426133					V	281,0	26,0	24,2	47,2	108,0	5/10	59,0	134,0	14,5	ALFA/FIAT	46449390 60814639 71739635	
24.0126-0134.1	426134		B			V	276,0	26,0	24,4	45,5	114,3	5	69,0	145,0	12,5	NISSAN	MR510966	
24.0126-0135.1	426135		B			V	274,0	26,2	24,0	48,5	114,3	5	72,0	140,5	13,0	KIA	0K55A-33-251 0K55B-33-251	
24.0126-0136.1	426136		B	HC	L	●	330,0	26,0	24,0	68,2	112,0	5	67,0	180,0	15,0	MERCEDES BENZ	211 423 11 12	
24.0126-0137.1	426137		B	HC	L	●	330,0	26,0	24,0	61,0	112,0	5	67,0	180,0	17,0	MERCEDES BENZ	220 423 09 12	
24.0126-0138.1	426138		B			V	295,0	26,0	24,0	49,2	114,3	5	62,0	141,0	14,5	TOYOTA	43512-0F010 43512-05080	
24.0126-0139.1	426139		B			V	277,0	26,0	24,0	49,5	100,0	5	55,0	129,0	14,5	TOYOTA	43512-05040	
24.0126-0140.1	426140		S	B		V	302,0	26,0	24,0	34,2	108,0	4	66,0	133,0	13,0	CITROEN	4249 33 96 876 021 80 96 876 021 80	
24.0126-0141.1	426141		B			V	295,0	26,0	24,0	49,5	100,0	5	55,0	141,0	14,5	PEUGEOT TOYOTA	43512-05050 43512-05070	
24.0126-0142.1	426142			HC		V	300,0	26,0	22,8	44,0	108,0	5	61,0	139,6	15,6	RENAULT	82 00 196 263	

Abmessungen Bremsscheiben

Dimensions brake discs - Misure dischi freno -

Dimensions Disques de frein - Medidas disco de freno



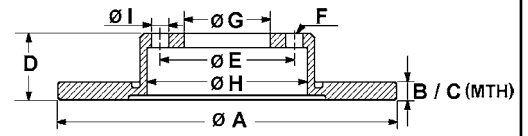
S Fixierschraube - fixing screw - vite di riparazione - vis de fixation - tornillo quefija
 B beschichtet - coated - rivestito - revêtu - recubierto
 HC hochgekohlt - high carbon - ad alto tenore di carbonio - à haute teneur en carbone - altamente carbonizado
 L legiert - alloyed - alligato/legato - allié - aleado
 V ventiliert - ventilated - ventilato - ventilé - ventilado
 ● gelocht - perforated - perforato - poinçonné - perforado

		S	B	HC	L	V	A	B	C	D	E	F	G	H	I	OE - #	
24.0126-0143.1	426143	S	B	HC	L	V	280,0	26,0	24,0	48,5	114,3	4	72,0	143,5	13,0	KIA MERCEDES BENZ	0K2FA-33-251 905 421 00 12
24.0126-0144.1	426144			HC	L	V	290,0	26,0	23,0	70,0	96,0	8	70,0	135,0	14,5	MITSUBISHI	4615A061
24.0126-0145.1	426145		B			V	290,0	26,0	24,4	46,3	139,7	6	94,0	171,0	12,8		MR407116 MR407289
24.0126-0146.1	426146		B	HC	L	V	278,0	26,0	23,0	43,3	110,0	5/7	70,0	136,0	14,0	OPEL/VAUXHALL	55 69 026/93188919
24.0126-0148.1	426148		B			V	273,0	26,0	23,0	49,2	114,3	5	62,0	142,0	14,8	TOYOTA	43512-02180
24.0126-0149.1	426149	S	B	HC	L	V	330,0	26,0	23,4	58,2	112,0	5	67,0	180,0	15,0	MERCEDES BENZ	230 423 08 12
24.0126-0150.1	426150		B	HC	L	V	280,0	26,0	24,4	47,2	114,3	5	69,0	143,5	12,5	HYUNDAI/KIA	51712-1H000 51712-1H100 51712-2K100
24.0126-0151.1	426151		B			V	303,0	26,0	24,0	47,0	114,3	5	72,0	159,0	14,0	KIA	4668070
24.0126-0152.2	426152	S	B	HC		V	338,0	25,9	24,4	73,0	120,0	5	79,0	171,5	14,5	FORD	34 11 6 778 647
24.0126-0154.1	426154		B			V	295,5	26,0	24,0	44,0	114,3	5	68,0	146,5	12,7	BMW	40206-JD00A 40206-JG00A
24.0126-0155.1	426155	S	B			V	275,0	26,0	24,0	47,3	114,3	4	69,0	141,6	13,0	NISSAN	51712-2F100 43512-02190 43512-0F030 43512-12680
24.0126-0156.1	426156		B			V	295,0	26,0	23,0	49,1	114,3	5	62,0	143,2	14,8	TOYOTA	51712-2H000
24.0126-0157.1	426157		B			V	275,0	26,0	24,0	47,4	114,3	5	69,0	143,3	12,5	HYUNDAI	40 20 600 02R 40 20 668 13R 40 20 670 23R
24.0126-0158.1	426158	S	B	HC	L	V	296,0	26,0	23,4	44,0	114,3	5	68,0	147,7	15,8	RENAULT	4249 81 4249 86 4249 J8 4249 64 4249 80 4249 81 4249 86 4249 J8
24.0126-0159.1	426159	S	B			V	302,0	26,0	24,0	34,2	108,0	4	66,0	133,2	13,0	CITROEN	43512-05090
24.0126-0160.1	426160		B			V	320,0	26,0	23,0	49,3	114,3	5	62,0	143,0	14,5	TOYOTA	50 10 260 603
24.0126-0161.1	426161		B	HC	L	V	290,0	26,0	23,0	42,5	120,0	10	102,0	144,5	10,5	RENAULT	MN116979
24.0126-0162.1	426162		B			V	290,0	26,0	24,4	45,8	114,3	5	69,0	145,5	12,6	MITSUBISHI	40206-9X403 40206-9X40B 50 01 871 214
24.0126-0163.1	426163		B			V	290,0	26,0	23,0	53,0	118,0	6	96,0	134,0	M12x1,5	NISSAN	51815312 51937306 51962485
24.0126-0164.1	426164		B			V	276,0	26,0	24,4	45,5	114,3	5	69,0	146,0	12,5	RENAULT	58129-4A200 16 075 005 80 5105 514AA 5105 514AA 4615A117 16 075 005 80
24.0126-0165.1	426165	S	B			V	276,0	26,0	23,0	45,5	105,0	5	60,0	139,0	14,2	MITSUBISHI	51712-1D100 55311-57L00
24.0126-0166.1	426166	S	B	HC		V	300,0	26,0	23,0	45,5	115,0	5	70,7	149,0	14,2	CHEVROLET	C2P 13648 40206-JX00A 40206-3LG0A
24.0126-0168.1	426168	S	B			V	281,0	26,2	24,2	39,8	110,0	5/5	70,0	138,0	16,6/11,0	PEUGEOT	4249 F8
24.0126-0169.1	426169		B			V	274,0	26,0	24,4	44,2	108,0	5	87,0	132,0	10,5	FIAT	40206-1KC1A 40206-1KC3A
24.0126-0170.1	426170		B			V	294,0	26,0	24,4	45,8	114,3	5	69,0	145,0	13,1	JEEP	415 421 04 12 51712-H1000
24.0126-0171.1	426171		B	HC	L	V	280,0	26,0	24,0	47,3	114,3	5	69,0	141,5	12,6	HYUNDAI	MB928120
24.0126-0172.1	426172		B			V	300,0	26,0	24,0	49,5	114,3	5	62,0	150,2	12,8	CITROEN	204 421 28 12
24.0126-0174.1	426174		B	HC	L	V	376,0	26,0	24,0	42,0	108,0	5	64,5	167,6	14,0	CHRYSLER	34 11 6 756 090
24.0126-0175.1	426175		B			V	257,0	26,0	24,0	53,7	114,3	4	68,0	144,0	12,8	JEEP	126 421 05 12 129 421 20 12
24.0126-0176.1	426176	S	B	HC	L	V	302,0	26,0	24,0	34,2	108,0	5	66,0	133,5	13,2	MITSUBISHI	415 421 04 12 51712-H1000
24.0126-0177.1	426177		B			V	296,0	26,0	24,0	44,0	114,3	5	68,0	146,0	12,7	PEUGEOT	40206-1KC1A 40206-1KC3A
24.0126-0180.1	426180	S	B	HC	L	V	280,0	26,0	23,8	45,0	108,0	5	61,0	139,8	15,8	MERCEDES BENZ	415 421 04 12
24.0127-0100.1	427100		B			V	281,0	27,0	25,4	42,7	108,0	6	87,0	136,0	10,6	HYUNDAI	51712-H1000
24.0127-0101.1	427101					V	276,0	27,0	25,4	45,2	108,0	6	87,0	136,0	10,6	MITSUBISHI	MB928120
24.0128-0100.1	428100	S	B	HC	L	V●	295,0	28,0	25,4	64,5	112,0	5	67,0	154,3	15,2	MERCEDES BENZ	204 421 28 12
24.0128-0101.1	428101		B	HC		V	302,0	28,0	26,4	75,9	120,0	5	79,0	149,0	14,5	BMW	34 11 6 756 090
24.0128-0102.1	428102		B	HC	L	V	300,0	28,0	25,4	68,3	112,0	5	80,0	145,0	15,0	MERCEDES BENZ	126 421 05 12
24.0128-0103.1	428103		B	HC	L	V	300,0	28,0	25,4	45,5	112,0	5	67,0	154,3	15,0	MERCEDES BENZ	129 421 20 12

Abmessungen Bremsscheiben

Dimensions brake discs - Misure dischi freno -

Dimensions Disques de frein - Medidas disco de freno



S Fixierschraube - fixing screw - vite di riparazione - vis de fixation - tornillo quefija
 B beschichtet - coated - rivestito - revêtu - recubierto
 HC hochgekohlt - high carbon - ad alto tenore di carbonio - à haute teneur en carbone - altamente carbonizado
 L legiert - alloyed - alligato/legato - allié - aleado
 V ventiliert - ventilated - ventilato - ventilé - ventilado
 ● gelocht - perforated - perforato - poinçonné - perforado

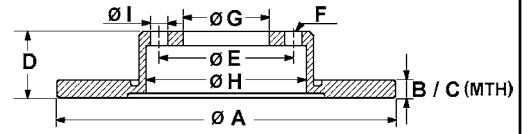
		S	B	HC	L	V	A	B	C	D	E	F	G	H	I	OE - #
24.0128-0104.1	428104	S	B	HC	L	V	296,0	28,0	25,0	58,4	110,0	5	70,0	139,0	14,0	OPEL/VAUXHALL 5 69 044/90392559 5 69 016/93182283
24.0128-0105.1	428105	S	B	HC		V	316,0	28,0	26,4	77,0	120,0	5	79,0	159,0	14,5	BMW 34 11 6 757 752
24.0128-0106.1	428106	S	B	HC	L	V	300,0	28,0	25,4	46,5	112,0	5	67,0	154,0	13,3	CHRYSLER 5098 064AA MERCEDES BENZ 203 421 05 12 210 421 22 12 210 421 25 12
24.0128-0113.1	428113					V	255,0	28,0	26,0	49,2	100,0	5	55,0	131,0	14,5	TOYOTA 43512-05010
24.0128-0114.1	428114					V	255,0	28,0	26,0	49,1	114,3	5	62,0	146,5	14,6	TOYOTA 43512-33020
24.0128-0115.1	428115		B			V	275,0	28,0	26,0	49,2	114,3	5	62,0	158,5	14,8	TOYOTA 43512-07020 43512-33040 43512-33041 43512-33042 43512-33060 43512-44021
24.0128-0116.1	428116					V	255,0	28,0	26,0	49,3	100,0	5	55,0	155,5	14,5	TOYOTA 43512-05020
24.0128-0118.1	428118					V	310,0	28,0	26,0	47,3	108,0	5/10	59,0	141,5	14,7	ALFA ROMEO 60629865
24.0128-0119.1	428119					V	305,0	28,0	26,0	44,7	98,0	5	59,0	151,0	13,2	ALFA ROMEO 60652186 60670801
24.0128-0120.1	428120					V	305,0	28,0	26,0	44,7	98,0	4	59,0	151,0	13,2	FIAT 46465088 71738914
24.0128-0122.1	428122		B	HC		V	296,0	28,0	26,4	55,0	120,0	5	79,0	145,5	14,5	BMW 34 11 1 165 263
24.0128-0123.1	428123		B			V	305,0	27,9	25,0	50,3	108,0	5	68,0	139,0	16,5	VOLVO 274170 274559 9492715
24.0128-0125.1	428125		B	HC	L	V●	312,0	28,0	26,0	76,0	112,0	5	67,0	154,0	15,0	MERCEDES BENZ 220 421 09 12
24.0128-0126.1	428126		B	HC	L	V	316,0	28,0	25,4	46,5	112,0	5	67,0	154,3	13,0	MERCEDES BENZ 210 421 20 12
24.0128-0127.1	428127		B	HC	L	V	310,0	28,0	25,4	82,0	112,0	5	67,0	154,0	17,0	MERCEDES BENZ 140 421 03 12
24.0128-0128.1	428128		S	B		V	288,0	28,0	26,0	34,0	108,0	4	66,0	133,0	13,0	MERCEDES BENZ 4246 T8 CITROEN 4246 W3
24.0128-0129.1	428129		S	B		V	305,5	28,0	25,0	77,8	130,0	5	90,0	157,0	15,8	NISSAN 40206-00QAD OPEL/VAUXHALL 44 03 038/9111038 RENAULT 77 00 314 064
24.0128-0130.1	428130		B	HC	L	V●	318,0	28,0	26,0	67,0	130,0	5	98,0	158,8	15,4	PORSCHE 996 351 406 02
24.0128-0131.1	428131		B	HC	L	V●	318,0	28,0	26,0	67,0	130,0	5	98,0	158,8	15,4	PORSCHE 996 351 405 02
24.0128-0132.1	428132		S	B	HC	V	305,0	28,0	24,0	49,7	118,0	5	72,0	154,0	15,5	NISSAN 40206-00QAE 40206-00QAF 40206-00QAG 40206-00QAH OPEL/VAUXHALL 44 14 632/91165426
24.0128-0133.1	428133		B	HC		V	324,0	28,0	25,4	47,0	108,0	5	61,0	150,0	15,5	RENAULT 77 11 130 077 RENAULT 82 00 242 318 82 00 570 191 86 71 019 275
24.0128-0134.1	428134		B			V	305,0	28,0	26,0	44,0	108,0	5	61,0	132,0	15,5	RENAULT 77 01 206 673 86 71 012 049
24.0128-0135.1	428135		B	HC		V	308,0	28,0	25,8	47,0	108,0	5	61,0	140,0	15,5	RENAULT 82 00 242 317 82 00 570 677
24.0128-0136.1	428136		B			V	285,0	28,0	26,0	43,7	98,0	5	59,0	127,0	16,5	CITROEN 4246 P2 FIAT/LANCIA 1325772080 PEUGEOT 4249 H7
24.0128-0137.1	428137		S	B	HC	V	302,0	28,0	25,0	45,0	110,0	5/7	70,0	139,0	14,0	OPEL/VAUXHALL 5 69 004/93171500 SAAB 9191247 93171500
24.0128-0138.1	428138		B			V	291,0	28,1	26,0	64,8	120,7	5	80,0	175,0	13,5	JAGUAR JLM 20341
24.0128-0139.1	428139					V	275,0	28,0	26,0	50,8	114,3	5	60,1	143,5	14,5	LEXUS 43512-50060
24.0128-0140.1	428140		B			V	280,0	28,0	26,0	49,1	114,3	5	68,0	144,0	12,8	NISSAN 40206-3Y502 40206-3Y503 40206-4U101 40206-4U103 40206-4U107
24.0128-0142.1	428142		B	HC	L	V	312,0	28,0	25,4	64,5	112,0	5	67,0	154,0	15,3	MERCEDES BENZ 211 421 09 12
24.0128-0143.1	428143					V	305,0	28,0	26,0	28,0	108,0	4	66,0	132,9	13,0	PEUGEOT 4246 V1
24.0128-0144.1	428144		B	HC		V	316,0	28,0	25,0	50,0	108,0	5	68,0	144,0	16,5	VOLVO 30636074 30736406
24.0128-0145.1	428145		B	HC	L	V	300,0	28,0	25,0	58,5	112,0	5	67,0	153,0	15,0	MERCEDES BENZ 639 421 00 12
24.0128-0147.1	428147		B	HC		V	302,0	28,0	26,5	39,0	114,3	5	73,5	146,3	14,0	CHRYSLER 4683 918AB
24.0128-0148.1	428148					V	281,0	28,0	25,3	38,0	114,3	5	73,5	146,0	14,0	CHRYSLER 5073 069AA 4721 820AG
24.0128-0149.1	428149		B	HC		V	330,0	28,0	26,0	73,5	130,0	5	85,0	210,0	15,4	PORSCHE 955 352 401 30 955 352 401 31 VOLKSWAGEN 7L6 615 601 J 7L8 615 601 C



Abmessungen Bremsscheiben

Dimensions brake discs - Misure dischi freno -

Dimensions Disques de frein - Medidas disco de freno



S Fixierschraube - fixing screw - vite di riparazione - vis de fixation - tornillo quefija

B beschichtet - coated - rivestito - revêtu - recubierto

HC hochgekohlt - high carbon - ad alto tenore di carbonio - à haute teneur en carbone - altamente carbonizado

L legiert - alloyed - alligato/legato - allié - aleado

V ventiliert - ventilated - ventilato - ventilé - ventilado

● gelocht - perforated - perforato - poinçonné - perforado

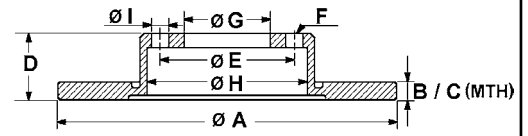
		S	B	HC	L	V	A	B	C	D	E	F	G	H	I	OE - #
24.0128-0153.1	428153		B	HC		V	320,0	28,0	26,0	49,0	114,3	5	68,0	144,5	13,0	INFINITI NISSAN NISSAN 40206-EG000 40206-CA010 40206-EG000
24.0128-0154.1	428154	S	B	HC		V	300,0	28,0	26,0	52,0	108,0	5	63,5	140,0	15,8	FORD 1420601 1469085 1500158 1517696 6G91-2C375-F1B 7G91-1125-BA LAND ROVER LR000571 LR007055 VOLVO 30769056 31202331 31341382
24.0128-0155.1	428155	S	B	HC	L	V	295,0	28,0	25,4	64,5	112,0	5	67,0	154,3	15,2	MERCEDES BENZ 212 421 13 12
24.0128-0156.1	428156		B			V	280,0	28,0	25,0	54,5	111,0	5	93,0	136,0	M10x1,5	FORD 1371394 1503290 1547061 6C11-1125-B1B 6C11-1125-BB
24.0128-0157.1	428157		B			V	300,0	28,0	25,0	54,5	111,0	5	93,0	136,0	M10x1,5	FORD 1371393 1503287 1546747
24.0128-0158.1	428158		B			V	321,0	28,0	26,4	49,1	114,3	5	69,0	143,0	12,5	HYUNDAI 51712-2B700
24.0128-0159.1	428159		B			V	296,0	28,0	25,0	49,2	114,3	5	62,0	145,0	14,5	LEXUS 43512-33140 TOYOTA 43512-42050 TOYOTA 43512-42090
24.0128-0162.1	428162	S	B	HC		V	316,0	28,0	26,0	52,0	108,0	5	63,5	144,0	16,0	FORD 1434812 1434815 LAND ROVER LR000470 VOLVO 30769061
24.0128-0163.1	428163		B	HC	L	V●	312,0	28,0	26,0	64,5	112,0	5	67,0	155,2	15,0	MERCEDES BENZ 230 421 04 12
24.0128-0164.1	428164	S	B	HC		V	314,0	28,0	25,0	44,9	110,0	5/7	70,0	139,0	14,0	OPEL/VAUXHALL 5 69 005/93175606 SAAB 24435132 93175606
24.0128-0165.1	428165			HC	L	V	298,0	28,0	26,0	50,0	126,0	5	107,0	156,0	8,4	PORSCHE 951 351 041 00
24.0128-0166.1	428166					V	300,0	28,0	26,0	38,0	124,0	6	100,0	184,0	M10x1	NISSAN 40206-1W600 40206-6W500
24.0128-0167.1	428167		B	HC	L	V	298,0	28,0	26,0	74,0	130,0	5	103,0	157,0	15,4	PORSCHE 951 351 041 01 951 351 041 02
24.0128-0169.1	428169		B	HC	L	V	358,0	28,0	26,0	73,5	130,0	5	85,0	210,0	15,4	AUDI/VOLKSWAGEN 7L8 615 601 A 7L8 615 601 D 7L8 615 601 E PORSCHE 955 352 403 00 958 352 401 50
24.0128-0171.1	428171		B	HC	L	V●	309,0	28,0	26,0	83,0	130,0	5	103,0	180,0	15,4	PORSCHE 930 352 045 01
24.0128-0172.1	428172		B	HC	L	V●	309,0	28,0	26,0	83,0	130,0	5	103,0	180,0	15,4	PORSCHE 930 352 046 01
24.0128-0174.1	428174			HC	L	V	298,0	28,0	26,0	80,0	130,0	5	103,0	161,0	15,4	PORSCHE 964 351 041 02
24.0128-0175.1	428175					V	273,5	28,0	26,0	51,0	114,3	5	72,0	142,8	13,0	MAZDA T002-33-25XA TY01-33-25X
24.0128-0176.1	428176		B	HC	L	V	295,0	28,0	25,4	54,5	112,0	5	67,0	154,0	15,3	MERCEDES BENZ 211 421 08 12
24.0128-0177.1	428177		B	HC	L	V●	330,0	28,0	26,0	46,5	112,0	5	67,0	154,0	13,0	MERCEDES BENZ 203 421 13 12
24.0128-0178.1	428178					V	288,0	28,0	26,0	50,0	108,0	5	71,0	130,5	13,0	CITROEN 4246 T2
24.0128-0179.1	428179					V	305,5	28,0	26,0	44,8	108,0	5/10	59,0	138,9	14,6	LANCIA 46776750
24.0128-0180.1	428180					V	296,0	28,0	26,0	51,0	114,3	5	72,0	142,8	13,0	MAZDA L12Y-33-25X
24.0128-0182.1	428182		B	HC		V	308,0	28,0	25,4	47,0	108,0	5	61,0	140,0	13,5	RENAULT 82 00 019 581
24.0128-0183.1	428183		B			V	275,0	28,0	26,0	49,2	100,0	5	55,0	132,0	14,5	TOYOTA 43512-20601
24.0128-0184.1	428184		B	HC		V	320,0	28,0	25,0	50,0	108,0	5	68,0	151,0	16,5	VOLVO 9475266
24.0128-0185.1	428185		B	HC		V	305,0	28,0	26,0	44,7	110,0	5/7	70,0	138,0	14,2	FIAT 51757229 71772547
24.0128-0186.1	428186		B			V	296,0	28,0	26,0	49,3	114,3	5	62,0	141,0	14,7	LEXUS 43512-48020 43512-48050
24.0128-0188.1	428188	S	B	HC	L	V	330,0	28,0	26,0	46,5	112,0	5	67,0	154,0	13,0	MERCEDES BENZ 203 421 04 12
24.0128-0189.1	428189					V	285,0	28,0	26,0	45,5	127,0	6	84,0	149,0	M10x1,25	TOYOTA 43512-26140 43512-26160
24.0128-0190.1	428190					V	296,0	28,0	26,0	49,2	114,3	5	62,0	156,0	14,7	TOYOTA 43512-33100 43512-28180 43512-28181
24.0128-0191.1	428191	S	B			V	330,0	28,0	26,0	39,7	110,0	5	70,0	151,0	16,6	ALFA ROMEO 51760622 51767384
24.0128-0192.1	428192	S	B			V	305,0	28,0	26,0	39,7	110,0	5	70,0	138,0	16,6	ALFA ROMEO 51760621 51767381 51767382



Abmessungen Bremsscheiben

Dimensions brake discs - Misure dischi freno -

Dimensions Disques de frein - Medidas disco de freno



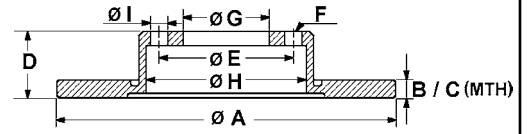
S Fixierschraube - fixing screw - vite di riparazione - vis de fixation - tornillo quejija
 L legiert - alloyed - alligato/legato - allié - aleado
 ● gelocht - perforated - perforato - poinçonné - perforado
 B beschichtet - coated - rivestito - revêtu - recubierto
 V ventiliert - ventilated - ventilato - ventilé - ventilado
 HC hochgekohlt - high carbon - ad alto tenore di carbonio - à haute teneur en carbone - altamente carbonizado

		S	B	H	C	L	V	A	B	C	D	E	F	G	H	I	OE - #
24.0128-0194.1	428194		B				V	338,0	28,0	26,0	67,5	139,7	6	108,0	172,0	14,5	LEXUS/TOYOTA 43512-60150 43512-60151
24.0128-0195.1	428195						V	295,0	28,0	26,0	50,0	108,0	5	71,0	130,6	13,0	PEUGEOT 4246 L0
24.0128-0196.1	428196		B	HC	L		V●	330,0	28,0	26,0	75,0	130,0	5	98,0	180,0	15,4	PORSCHE 996 352 406 00 996 352 406 01 996 352 406 02 996 352 406 03
24.0128-0197.1	428197		B	HC	L		V●	330,0	28,0	26,0	75,0	130,0	5	98,0	180,0	15,4	PORSCHE 996 352 405 00 996 352 405 01 996 352 405 02 996 352 405 03
24.0128-0198.1	428198	S	B	HC			V	315,0	28,0	26,4	52,5	120,0	5	79,0	152,0	14,5	BMW 34 11 2 227 171
24.0128-0199.1	428199	S	B	HC			V	315,0	28,0	26,4	52,5	120,0	5	79,0	152,0	14,5	BMW 34 11 2 227 172
24.0128-0200.1	428200		B				V	302,0	28,0	26,0	54,0	139,6	5	96,3	163,0	12,5	KIA 51712-3E000
24.0128-0201.1	428201		B	HC	L		V	321,0	28,0	25,0	44,0	110,0	5/7	70,0	139,0	14,0	OPEL/AUXHALL 5 69 017/93185814
24.0128-0202.1	428202		B	HC	L		V	303,0	28,0	25,0	93,0	145,0	6	120,0	172,0	15,0	MERCEDES BENZ 906 421 01 12 VOLKSWAGEN 2E0 615 601 MERCEDES BENZ 906 421 00 12 VOLKSWAGEN 2E0 615 301
24.0128-0203.1	428203	S	B	HC	L		V	300,0	28,0	25,0	68,5	130,0	6	85,0	155,0	15,0	BMW 34 11 2 227 737
24.0128-0204.2	428204	S		HC			V	315,0	28,0	26,4	52,5	120,0	5	79,0	155,0	14,5	BMW 34 11 2 227 738
24.0128-0205.2	428205	S	B	HC			V	315,0	28,0	26,4	52,5	120,0	5	79,0	155,0	14,5	BMW 34 11 2 282 801
24.0128-0206.2	428206	S	B	HC			V●	325,0	28,0	26,4	52,5	120,0	5	79,0	154,8	14,5	BMW 34 11 2 282 802
24.0128-0207.2	428207	S	B	HC			V●	325,0	28,0	26,4	52,5	120,0	5	79,0	154,8	14,5	BMW 34 11 2 282 445
24.0128-0208.2	428208	S	B	HC			V●	345,0	28,0	26,4	52,5	120,0	5	79,0	154,8	14,5	BMW 34 11 2 282 446
24.0128-0209.2	428209	S	B	HC			V●	345,0	28,0	26,4	52,5	120,0	5	79,0	154,8	14,5	BMW 30769057
24.0128-0210.1	428210	S	B	HC			V	336,0	28,0	26,0	52,0	108,0	5	63,5	152,0	16,0	VOLVO 0K58B-33-251
24.0128-0211.1	428211		B				V	274,0	28,3	26,0	50,6	114,3	5	72,0	140,0	13,0	TOYOTA 43512-48011
24.0128-0212.1	428212						V	296,0	28,0	26,0	49,5	114,3	5	62,0	141,3	14,5	CITROEN 4249 K2 16 078 721 80 FIAT 51705749 51740246 51848621 4249 K2 PEUGEOT 16 078 721 80 CITROEN 4249 J9 FIAT 9467548387 PEUGEOT 4249 J9
24.0128-0213.1	428213		B				V	280,0	28,0	25,9	71,5	118,0	5	73,0	142,0	15,5	MITSUBISHI 4615A038 CITROEN 4249 25 4249 K0 16 118 419 80 FIAT 9467548587 9467548588 PEUGEOT 4249 24 4249 K0
24.0128-0214.1	428214	S	B				V	280,0	28,0	26,0	48,0	108,0	5	71,1	152,0	13,2	HONDA 45251-T1E-G01
24.0128-0215.1	428215		B				V	332,0	28,0	26,0	56,3	139,7	6	94,0	171,0	12,8	FIAT 51822457
24.0128-0216.1	428216	S	B				V	304,0	28,0	26,0	48,0	108,0	5	71,0	145,5	13,2	KIA 51712-4D200 RENAULT 77 01 208 130 HYUNDAI 51712-H1030 FORD 1490412 6M34-1027-DA UR61-33-251 MAZDA 51712-3E500 KIA 51712-3E500 MAZDA L206-33-25XA JAGUAR JLM 20617 FIAT 51738833 FIAT 51813785 TOYOTA 43512-28190 MAZDA EH14-33-25XA HYUNDAI 51712-2L500 IVECO 2996131 IVECO 2996121 NISSAN 40206-EB320 40206-3X00B 40206-5X00A NISSAN 40206-EB300 NISSAN 40206-ET01A RENAULT 40 20 698 28R FIAT 51817217 NISSAN 40206-MB600 RENAULT 50 01 871 213
24.0128-0217.1	428217	S	B				V	293,0	28,0	26,0	47,1	114,3	5	64,1	155,0	12,7	
24.0128-0219.1	428219		B				V	305,0	28,0	26,0	44,7	100,0	4	60,0	139,0	14,2	
24.0128-0220.1	428220		B				V	300,0	28,0	26,0	54,0	139,6	6	96,3	163,0	12,5	
24.0128-0223.1	428223		S	B	HC		V	312,5	28,0	26,0	63,0	100,0	5	61,0	151,0	15,5	
24.0128-0224.1	428224		B				V	303,5	28,0	26,4	42,7	108,0	6	87,0	147,0	10,6	
24.0128-0226.1	428226		B	HC	L		V	289,0	28,0	26,0	70,2	140,0	6	98,0	164,0	13,0	
24.0128-0227.1	428227		B				V	302,0	28,0	26,4	54,0	139,6	5	96,3	163,0	12,5	
24.0128-0228.1	428228		B				V	295,6	28,0	26,0	48,2	114,3	5	72,0	142,8	13,0	
24.0128-0229.1	428229		B				V	325,0	28,3	26,0	49,5	120,7	5	73,8	155,0	13,5	
24.0128-0231.1	428231		B	HC			V	305,0	28,0	26,0	44,8	98,0	4	59,0	139,0	13,2	
24.0128-0232.1	428232		B				V	296,0	28,0	25,0	49,2	114,3	5	62,0	154,0	14,5	
24.0128-0233.1	428233		B				V	320,0	28,0	26,0	48,2	114,3	5	72,0	143,0	13,0	
24.0128-0234.1	428234		B				V	300,0	28,0	26,4	47,3	114,3	5	69,0	141,5	12,5	
24.0128-0238.1	428238		B				V	300,0	28,0	25,0	74,5	125,0	6	78,0	156,0	15,5	
24.0128-0239.1	428239		B				V	290,0	28,0	25,0	46,0	95,0	9	64,0	123,0	12,5	
24.0128-0240.1	428240		B	HC	L		V	320,0	28,0	26,0	38,0	114,3	5	68,0	175,0	12,8	
24.0128-0241.1	428241		B	HC	L		V	296,0	28,0	26,0	38,0	114,3	6	68,0	161,0	12,8	
24.0128-0242.1	428242		B				V	320,0	28,0	26,0	44,0	114,3	5	68,0	146,5	12,7	
24.0128-0243.1	428243		B	HC	L		V	305,0	28,0	26,0	44,7	98,0	4	59,0	191,0	13,0	
24.0128-0244.1	428244		B	HC	L		V	276,0	28,0	26,0	45,2	118,0	5	94,0	151,5	M12x1,5	

Abmessungen Bremsscheiben

Dimensions brake discs - Misure dischi freno -

Dimensions Disques de frein - Medidas disco de freno



S Fixierschraube - fixing screw - vite di riparazione - vis de fixation - tornillo quejija
 L legiert - alloyed - alligato/legato - allié - aleado
 ● gelocht - perforated - perforato - poinçonné - perforado
 B beschichtet - coated - rivestito - revêtu - recubierto
 V ventiliert - ventilated - ventilato - ventilé - ventilado
 HC hochgekohlt - high carbon - ad alto tenore di carbonio - à haute teneur en carbone - altamente carbonizado

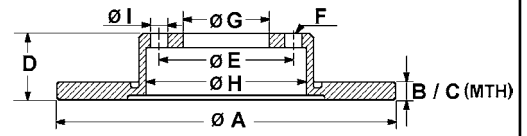
		S	B	HC	L	V	A	B	C	D	E	F	G	H	I	OE - #
24.0128-0245.1	428245	S	B	HC	L	V	320,0	28,0	25,4	44,0	114,3	5	68,0	147,7	15,8	RENAULT 40 20 600 03R 40 20 641 55R
24.0128-0246.1	428246		B	HC	L	V●	330,0	28,0	26,0	69,0	130,0	5	98,0	159,7	15,4	PORSCHE 997 351 402 00 997 351 402 01
24.0128-0247.1	428247		B	HC	L	V●	330,0	28,0	26,0	69,0	130,0	5	98,0	159,7	15,4	PORSCHE 997 351 401 00 997 351 401 01
24.0128-0248.1	428248		B	HC	L	V	321,0	28,0	26,4	49,1	114,3	5	69,0	143,0	12,5	HYUNDAI 51712-2P700 51712-2W700
24.0128-0249.1	428249		B			V	258,0	28,0	26,0	58,6	114,3	5	62,0	141,0	14,5	KIA TOYOTA 51712-2P700 43512-0K010 43512-0K030
24.0128-0250.1	428250		B	HC		V	300,0	28,0	26,0	52,0	108,0	5	63,5	140,0	13,8	FORD 1500159 7G91-1125-EA
24.0128-0251.1	428251		B	HC		V	303,0	28,0	26,0	56,9	120,0	5	76,0	165,2	16,6	VOLKSWAGEN 2H0 615 301 A
24.0128-0252.1	428252	S	B			V	302,0	28,0	24,5	69,9	130,0	5	90,0	160,5	17,4	NISSAN 40206-00Q0G OPEL/VAUXHALL 44 19 359/93197403 RENAULT 82 00 688 880
24.0128-0253.1	428253		B	HC	L	V	305,0	28,0	26,0	45,7	98,0	5	59,2	127,0	13,0	FIAT 51897455 51914663 OPEL/VAUXHALL 5 69 087/95511283
24.0128-0254.1	428254	S	B	HC		V	328,0	28,0	26,4	73,1	120,0	5	75,0	153,8	16,5	BMW 34 10 6 787 490
24.0128-0255.1	428255		B			V	350,0	28,0	26,0	68,1	127,0	5	72,0	205,0	16,2	JEEP 5290 731AB
24.0128-0256.1	428256		B	HC	L	V	300,0	28,0	26,4	47,3	114,3	5	69,0	142,5	12,5	HYUNDAI 51712-3K150 51712-3K160 KIA 51712-3K160 51712-2Y000
24.0128-0258.1	428258		B	HC	L	V	320,0	28,1	26,4	47,3	114,3	5	69,0	145,0	12,5	HYUNDAI 51712-2T100
24.0128-0260.1	428260		B	HC	L	V●	315,0	28,0	26,0	69,0	130,0	5	98,0	159,0	15,4	PORSCHE 981 351 402 01
24.0128-0262.1	428262	S	B	HC	L	V●	295,0	28,0	26,0	51,1	112,0	5	67,0	154,6	15,0	MERCEDES BENZ 246 421 25 12
24.0128-0263.1	428263		B	HC		V	302,0	28,0	26,4	38,2	127,0	5	72,5	166,0	14,0	CHRYSLER 0 6803 2944AB 6803 2944AB K68032944AB
24.0128-0269.1	428269	S	B	HC		V	304,0	28,0	26,0	48,0	108,0	5	71,0	133,2	13,2	FIAT 4249 K1
24.0128-0273.1	428273		B	HC	L	V●	315,0	28,0	26,0	69,0	130,0	5	98,0	159,0	15,4	CITROEN/PEUGEOT 981 351 401 01
24.0128-0275.1	428275	S	B	HC	L	V	295,0	28,0	25,4	51,1	112,0	5	67,0	154,6	15,0	PORSCHE 981 351 401 01
24.0128-0276.1	428276	S	B	HC	L	V	295,0	28,0	25,4	51,0	112,0	5	67,0	155,0	15,0	MERCEDES BENZ 246 421 24 12
24.0128-0282.1	428282	S	B	HC	L	V	330,0	28,0	26,0	75,0	130,0	5	98,0	180,0	15,4	MERCEDES BENZ 246 421 01 12
24.0128-0283.1	428283		B	HC	L	V	330,0	28,0	26,0	75,0	130,0	5	98,0	180,0	15,4	PORSCHE 970 352 403 00 298 615 601 A 970 352 404 00 298 615 602 A
24.0128-0708.1	428708			HC		V	288,0	28,0	26,0	64,8	114,3	5	72,0	158,0	15,5	JEEP 5212 8247AA 5212 8247AB 5212 8247AC
24.0128-0722.1	428722					V	282,0	28,0	26,0	47,0	114,3	5	70,2	148,2	12,6	HONDA 45251-SP0-E00
24.0128-0740.1	428740		B			V	296,0	28,0	26,0	49,2	114,3	5	62,0	149,0	14,5	LEXUS 43512-30310
24.0128-0753.1	428753		B			V	319,0	28,0	26,0	49,3	114,3	5	62,0	178,5	14,7	LEXUS 43512-48080 43512-48081 43512-48100
24.0129-0100.1	429100		B			V	305,0	28,5	26,0	49,5	120,7	5	73,8	154,5	13,4	JAGUAR JLM 20150
24.0129-0101.1	429101		B	HC	L	V	296,0	29,0	27,5	51,6	115,0	5	70,7	154,5	12,8	CHEVROLET 96625948 20955857 4801850 OPEL/VAUXHALL 48 08 848/96625948
24.0129-0102.1	429102	S	B	HC		V	345,0	29,5	28,0	52,1	112,0	5	68,0	154,0	15,3	AUDI 8K0 615 301 M
24.0130-0100.1	430100		B	HC	L	V	320,0	30,0	27,4	82,0	112,0	5	67,0	154,3	15,2	MERCEDES BENZ 140 421 09 12 140 421 10 12
24.0130-0101.1	430101	S	B	HC		V	324,0	30,0	28,4	77,0	120,0	5	79,0	149,0	14,5	BMW 34 11 6 757 746
24.0130-0103.1	430103			HC	L	V	324,0	30,0	26,0	91,0	140,0	6	118,0	122,0	M12x1,5	MERCEDES BENZ 668 421 02 12 670 421 03 12
24.0130-0104.1	430104		B	HC		V	314,0	30,0	28,0	59,7	112,0	5/10	68,0	136,0	15,3	AUDI 441 615 301 AA
24.0130-0105.1	430105					V	322,0	30,0	27,4	126,0	205,0	6	148,0	178,0	21,0	FORD 6172906
24.0130-0107.1	430107	S	B	HC		V	324,0	29,9	28,4	73,7	120,0	5	79,0	149,0	14,8	BMW 34 11 6 767 059
24.0130-0109.1	430109	S	B	HC		V	332,0	29,9	28,4	62,1	120,0	5	75,0	158,0	16,5	BMW 34 11 6 766 036 34 11 6 859 679
24.0130-0113.1	430113		B	HC		V	320,0	30,0	28,0	46,5	112,0	5/9	68,0	137,0	15,3	AUDI 8D0 615 301 M 8E0 615 301 AD
24.0130-0114.1	430114		B	HC		V	308,0	29,5	25,5	55,6	120,0	5	76,0	154,6	16,6	VOLKSWAGEN 7H0 615 301 D
24.0130-0115.1	430115		B	HC		V	345,0	30,0	27,0	49,9	112,0	5/9	65,0	140,0	15,3	AUDI/SKODA/VW 1K0 615 301 M
24.0130-0116.1	430116		B	HC		V	336,0	30,0	27,0	51,0	108,0	5	68,0	150,0	16,5	VOLVO 30657301
24.0130-0117.1	430117		B	HC		V	324,0	30,0	28,4	81,0	120,0	5	79,0	169,0	16,5	BMW 34 11 6 750 265
24.0130-0118.1	430118		B	HC		V	348,0	30,0	28,4	81,0	120,0	5	79,0	164,0	16,5	BMW 34 11 6 750 267 34 11 6 864 057
24.0130-0119.1	430119		B	HC		V	345,0	30,0	28,0	46,5	112,0	5/9	68,0	142,0	15,3	AUDI 8E0 615 301 K 8E0 615 301 T



Abmessungen Bremsscheiben

Dimensions brake discs - Misure dischi freno -

Dimensions Disques de frein - Medidas disco de freno



S Fixierschraube - fixing screw - vite di riparazione - vis de fixation - tornillo quejija

B beschichtet - coated - rivestito - revêtu - recubierto

HC hochgekohlt - high carbon - ad alto tenore di carbonio - à haute teneur en carbone - altamente carbonizado

L legiert - alloyed - alligato/legato - allié - aleado

V ventiliert - ventilated - ventilato - ventilé - ventilado

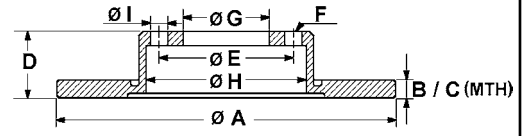
● gelocht - perforated - perforato - poinçonné - perforado

		S	B	HC	L	V	A	B	C	D	E	F	G	H	I	OE - #	
24.0130-0120.1	430120		B			V	300,0	30,0	28,0	43,0	108,0	5	71,0	143,5	14,0	JAGUAR	JLM 20801
24.0130-0121.1	430121		B	HC	L	V	320,0	30,0	28,0	50,5	112,0	5	67,0	154,0	13,0	MERCEDES BENZ	129 421 15 12 129 421 17 12
24.0130-0122.1	430122		B	HC	L	V	320,0	30,0	28,0	50,5	112,0	5	67,0	154,0	13,0	MERCEDES BENZ	129 421 16 12 129 421 18 12
24.0130-0171.1	430171		B	HC	L	V	345,0	30,0	27,4	46,5	112,0	5	67,0	154,0	13,0	MERCEDES BENZ	209 421 00 12
24.0130-0172.1	430172		B	HC	L	V●	304,0	30,0	27,4	47,5	112,0	5	67,0	154,0	15,0	MERCEDES BENZ	220 421 17 12
24.0130-0173.1	430173	S	B	HC		V	324,0	30,0	28,4	77,0	120,0	5	79,0	165,0	14,5	BMW	34 11 6 753 221
24.0130-0174.1	430174		B	HC		V	321,0	30,0	28,0	52,5	112,0	5/10	68,0	135,0	15,3	AUDI	4B3 615 301
24.0130-0175.1	430175		S	B	HC	V	321,0	30,0	28,0	59,7	112,0	5	68,0	144,8	15,3	AUDI	4F0 615 301 E
24.0130-0176.1	430176	S	B	HC		V	347,0	30,0	28,0	59,7	112,0	5	68,0	158,0	15,3	AUDI	4F0 615 301 G
24.0130-0177.1	430177		B	HC		V	345,0	30,0	28,0	59,7	112,0	5/10	68,0	135,0	15,3	AUDI	4D0 615 301 B
24.0130-0178.1	430178		B			V	317,0	30,0	27,0	62,0	120,0	5	79,0	165,0	15,0	LAND ROVER	SDB000602 SDB000603 SDB000604
24.0130-0179.1	430179		B	HC	L	V	304,0	30,0	27,4	41,0	112,0	5	67,0	154,0	15,0	MERCEDES BENZ	211 421 12 12
24.0130-0180.1	430180		B	HC	L	V●	345,0	30,0	28,0	46,5	112,0	5	67,0	154,2	13,1	MERCEDES BENZ	203 421 09 12
24.0130-0181.1	430181	S	B			V	330,0	30,0	28,0	48,0	108,0	5	71,1	171,8	13,2	CITROEN	4246 K0 4249 44 4249 A9 4246 E0 4249 A9 4249 43
24.0130-0182.1	430182		B			V	320,0	30,0	28,4	43,0	108,0	5	71,0	143,5	14,0	JAGUAR	C2C 8354
24.0130-0183.1	430183		B	HC		V	323,0	30,0	28,0	59,7	112,0	5/9	68,0	144,0	15,3	AUDI/VW	3D0 615 301 G 4D0 615 301 J
24.0130-0184.1	430184		B	HC		V	344,0	29,9	28,4	75,9	120,0	5	79,0	172,8	16,6	LAND ROVER	SDB000200 SDB000201
24.0130-0185.1	430185		B	HC		V●	320,0	30,0	28,0	46,5	112,0	5/9	68,0	137,0	15,3	AUDI	8E0 615 301 AE
24.0130-0186.2	430186	S	B	HC		V	348,0	30,0	28,4	77,1	120,0	5	79,0	187,3	14,5	BMW	34 11 6 763 824
24.0130-0187.1	430187	S	B	HC		V	340,0	30,0	28,0	49,9	112,0	5	65,0	140,0	15,3	AUDI	8J0 615 301
24.0130-0188.1	430188		B			V	337,5	30,0	27,0	62,0	120,0	5	79,0	166,0	15,0	LAND ROVER	SDB000612 SDB000613 SDB000614
24.0130-0189.1	430189		B	HC		V	345,0	29,9	27,5	45,3	110,0	5	70,0	142,4	14,2	OPEL/VAUXHALL SAAB	5 69 154/93188445 93188445
24.0130-0190.1	430190			HC	L	V	304,0	29,9	26,0	120,5	192,0	6	157,0	134,0	M12x1,5	MERCEDES BENZ	668 423 00 12
24.0130-0191.1	430191			HC	L	V	324,0	29,9	26,0	120,5	192,0	6	157,0	134,0	M12x1,5	MERCEDES BENZ	668 423 01 12
24.0130-0192.1	430192	S	B	HC		V	348,0	30,0	28,4	73,1	120,0	5	79,0	186,8	14,5	BMW	34 11 6 855 000
24.0130-0193.1	430193	S	B	HC		V	320,0	30,0	28,0	52,4	112,0	5	68,0	153,4	15,3	AUDI	8K0 615 301 A
24.0130-0195.1	430195		B			V	360,0	30,0	27,0	62,0	120,0	5	79,0	175,0	15,0	LAND ROVER	SDB000622 SDB000623 SDB000624
24.0130-0196.1	430196		B			V	344,0	30,0	27,0	76,0	120,0	5	79,0	172,0	16,6	LAND ROVER	SDB500181 SDB500182
24.0130-0197.1	430197		B			V	360,0	30,0	27,0	81,0	120,0	5	79,0	175,0	16,6	LAND ROVER	SDB500192 SDB500193
24.0130-0198.1	430198			HC	L	V	304,0	30,0	26,0	91,0	140,0	6	118,0	122,0	M12x1,5	MERCEDES BENZ	668 421 01 12 668 421 06 12
24.0130-0199.1	430199	S	B	HC		V	348,0	29,9	28,4	62,1	120,0	5	75,0	154,0	16,5	BMW	34 11 6 793 244 34 11 6 868 938
24.0130-0200.1	430200	S	B	HC		V	332,0	29,9	28,4	62,1	120,0	5	75,0	153,0	16,5	BMW	34 11 6 868 939
24.0130-0201.1	430201		B			V	334,0	30,0	27,0	51,0	114,3	5	62,0	143,5	14,5	LEXUS	43516-22010
24.0130-0202.1	430202		B			V	334,0	30,0	27,0	51,0	114,3	5	62,0	143,5	14,5	LEXUS	43512-22260
24.0130-0203.1	430203		B			V	326,0	30,0	28,0	52,7	114,3	5	58,0	148,0	12,8	SUBARU	26300FE070
24.0130-0204.1	430204		B			V	316,0	30,0	28,0	56,8	100,0	5	58,0	149,0	13,0	SUBARU	26300AG001
24.0130-0206.1	430206	S	B	HC	L	V	330,0	30,0	28,0	48,0	108,0	5	71,1	138,0	13,0	CITROEN PEUGEOT	4249 A7 4249 A7
24.0130-0207.1	430207	S	B	HC	L	V	296,0	30,0	27,0	51,0	120,0	5	67,4	163,7	16,3	CHEVROLET OPEL/VAUXHALL SAAB	13501307 5 69 078/13579147 13502213
24.0130-0208.1	430208	S	B	HC		V	337,0	30,0	27,0	51,0	120,0	5	67,4	159,7	16,3	OPEL/VAUXHALL SAAB	5 69 081/13579153 13576781
24.0130-0209.1	430209	S	B	HC		V	321,0	30,0	27,0	51,0	120,0	5	67,4	160,0	16,3	CHEVROLET OPEL/VAUXHALL SAAB	13501320 5 69 083/135799150 13501308 13502214
24.0130-0212.1	430212		B	HC		V	328,0	30,0	28,0	52,0	108,0	5	63,5	165,5	15,7	VOLVO	31277342
24.0130-0213.2	430213	S	B	HC		V●	360,0	30,0	28,4	62,3	120,0	5	79,0	185,0	14,5	BMW	34 11 2 283 802
24.0130-0214.2	430214	S	B	HC		V●	360,0	30,0	28,4	62,3	120,0	5	79,0	185,0	14,5	BMW	34 11 2 283 801
24.0130-0215.1	430215		B	HC		V	324,0	30,0	28,4	49,0	114,3	5	68,0	152,0	12,7	NISSAN	40206-CD005
24.0130-0216.2	430216	S	B	HC		V	348,0	30,0	28,4	73,0	120,0	5	79,0	186,8	14,5	BMW	34 11 6 782 593

Abmessungen Bremsscheiben

Dimensions brake discs - Misure dischi freno -

Dimensions Disques de frein - Medidas disco de freno



S Fixierschraube - fixing screw - vite di riparazione - vis de fixation - tornillo quefija
 L legiert - alloyed - alligato/legato - allié - aleado
 ● gelocht - perforated - perforato - poinçonné - perforado
 B beschichtet - coated - rivestito - revêtu - recubierto
 V ventiliert - ventilated - ventilato - ventilé - ventilado
 HC hochgekohlt - high carbon - ad alto tenore di carbonio - à haute teneur en carbone - altamente carbonizado

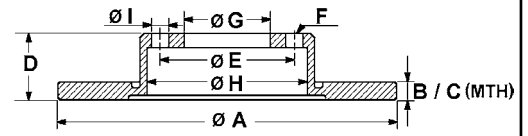
		S	B	HC	L	V	A	B	C	D	E	F	G	H	I	OE - #
24.0130-0217.1	430217	S	B	HC	L	V	315,0	30,0	27,4	83,0	130,0	5	85,0	157,0	15,0	MERCEDES BENZ 463 421 00 12 463 421 01 12 463 421 03 12
24.0130-0218.2	430218	S	B	HC		V	348,0	30,0	28,4	66,0	120,0	5	75,0	186,8	16,5	BMW 34 11 6 775 277
24.0130-0219.1	430219	S	B	HC		V	340,0	30,0	28,0	49,5	112,0	5	65,0	139,7	15,3	AUDI 8J0 615 301 G
24.0130-0220.1	430220	S	B	HC		V	314,0	30,0	27,0	49,6	112,0	9	65,0	145,0	15,3	SEAT/VW 1K0 615 301 AJ
24.0130-0221.1	430221	S	B	HC		V	320,0	30,0	28,0	52,2	112,0	5	68,0	149,3	15,3	AUDI 8R0 615 301
24.0130-0222.1	430222	S	B	HC		V	345,0	30,0	28,0	52,1	112,0	5	68,0	164,6	15,3	AUDI 4G0 615 301 4G0 615 301 G 95B 615 301 B
24.0130-0223.1	430223		B			V	328,0	30,0	28,5	53,0	127,0	5	72,0	177,0	16,2	PORSCHE JEEP JEEP 0 5208 9269AB 5208 9269AB
24.0130-0224.1	430224	S	B	HC		V	321,0	30,0	27,0	45,5	115,0	5	70,7	160,0	14,2	OPEL/VAUXHALL 5 69 092/13586854
24.0130-0225.1	430225	S	B	HC		V	340,0	30,0	27,0	49,6	112,0	5/9	65,0	145,0	15,3	AUDI 8S0 615 301 AUDI/SEAT/SKODA/VW 1K0 615 301 AD 3C0 615 301 C
24.0130-0226.1	430226		B	HC		V	326,0	30,0	28,0	46,0	108,0	5	71,0	161,0	14,0	JAGUAR C2C 25336
24.0130-0227.1	430227	S	B	HC	L	V	340,0	30,0	28,0	48,0	108,0	5	71,1	136,0	13,2	CITROEN/PEUGEOT 4249 88
24.0130-0230.1	430230	S	B	HC	L	V	340,0	30,0	28,0	34,2	108,0	4	71,1	133,0	13,2	CITROEN/PEUGEOT 4249 F6
24.0130-0233.2	430233	S	B	HC		V	340,0	30,0	28,4	73,2	120,0	5	79,0	153,7	16,5	BMW 34 11 6 792 223
24.0130-0234.2	430234	S	B	HC		V	370,0	30,0	28,4	73,1	120,0	5	79,0	184,0	16,5	BMW 34 10 6 797 606
24.0130-0237.1	430237	S	B	HC	L	V	320,0	30,0	28,0	51,0	112,0	5	67,0	154,0	15,0	MERCEDES BENZ 246 421 26 12
24.0130-0238.1	430238	S	B	HC	L	V●	320,0	30,0	28,0	51,0	112,0	5	67,0	154,0	15,0	MERCEDES BENZ 246 421 27 12
24.0132-0100.1	432100	S	B	HC	L	V●	322,0	32,0	30,0	64,5	112,0	5	67,0	154,3	15,2	MERCEDES BENZ 000 421 11 12 204 421 10 12 000 421 30 12
24.0132-0101.1	432101	S	B	HC	L	V	322,0	32,0	29,4	64,5	112,0	5	67,0	154,3	15,2	MERCEDES BENZ 000 421 12 12
24.0132-0110.1	432110					V	278,0	32,2	30,7	52,0	118,0	5	70,6	150,0	16,2	OPEL/VAUXHALL 5 69 019/9195293
24.0132-0111.1	432111					V	311,0	32,0	30,0	58,0	139,7	6	105,0	204,0	M12x1,25	TOYOTA 43512-60090
24.0132-0113.1	432113	S	B	HC		V	334,0	31,9	30,4	76,9	120,0	5	79,0	159,0	14,8	BMW 34 11 6 757 756
24.0132-0114.1	432114		B	HC		V	345,0	31,9	30,0	51,0	112,0	5	67,0	156,5	15,3	MERCEDES BENZ 163 421 05 12
24.0132-0115.1	432115		B	HC	L	V●	330,0	32,0	30,0	76,0	112,0	5	67,0	154,0	15,0	MERCEDES BENZ 220 421 25 12
24.0132-0116.1	432116		B	HC		V	333,0	32,5	28,5	55,6	120,0	5	76,0	154,6	16,6	VOLKSWAGEN 7H0 615 301 F
24.0132-0117.1	432117		B	HC	L	V	330,0	32,0	30,0	68,5	130,0	5	85,0	174,0	15,4	PORSCHE 955 351 401 40 955 351 401 41 VOLKSWAGEN 7L6 615 301 N
24.0132-0118.1	432118		B	HC	L	V	330,0	32,0	30,0	68,5	130,0	5	85,0	174,0	15,4	PORSCHE 955 351 402 40 955 351 402 41
24.0132-0125.1	432125		B	HC	L	V●	345,0	32,0	30,0	76,0	112,0	5	67,0	154,0	15,0	VOLKSWAGEN 7L6 615 302 N
24.0132-0126.1	432126					V	310,0	32,0	30,0	43,8	98,0	5	59,0	138,0	16,5	MERCEDES BENZ 220 421 11 12 CITROEN 4249 A8 4249 F2
24.0132-0127.1	432127			HC	L	V	282,0	32,0	30,6	60,0	130,0	5	90,0	156,0	15,4	FIAT 1355376080 9464640587
24.0132-0128.1	432128			HC	L	V	282,0	32,0	30,6	60,0	130,0	5	90,0	156,0	15,4	PEUGEOT 4249 A8 PORSCHE 928 351 043 01
24.0132-0129.1	432129			HC		V	330,0	32,0	30,0	44,7	98,0	5	59,0	149,0	13,0	PORSCHE 928 351 044 01
24.0132-0131.1	432131		B			V	300,0	32,0	29,9	73,5	130,0	5	80,0	161,0	18,0	ALFA ROMEO 51768587 CITROEN 4249 38 4249 A6 16 078 723 80
24.0132-0136.1	432136		B	HC	L	V●	330,0	32,0	30,0	47,5	112,0	5	67,0	154,0	15,0	FIAT 51705758 51740249
24.0132-0137.1	432137	S	B	HC	L	V●	335,0	32,0	30,0	64,5	112,0	5	67,0	154,0	15,2	4249 37 4249 A6 16 078 723 80
24.0132-0138.1	432138	S	B	HC	L	V●	350,0	32,0	30,0	64,5	112,0	5	67,0	154,0	15,2	MERCEDES BENZ 220 421 18 12 MERCEDES BENZ 221 421 17 12
24.0132-0139.1	432139	S	B	HC	L	V	350,0	32,0	29,4	64,5	112,0	5	67,0	154,0	15,2	MERCEDES BENZ 221 421 00 12 221 421 16 12
24.0132-0140.1	432140		B	HC	L	V●	304,0	32,0	30,6	56,7	126,0	5	107,0	172,0	8,4	MERCEDES BENZ 219 421 01 12
24.0132-0142.1	432142		B	HC	L	V●	304,0	32,0	30,0	72,0	130,0	5	103,0	161,0	15,4	PORSCHE 930 351 047 02
24.0132-0143.1	432143		B	HC	L	V●	304,0	32,0	30,0	72,0	130,0	5	103,0	161,0	15,4	PORSCHE 993 351 043 01
24.0132-0144.1	432144	S	B	HC	L	V	330,0	32,0	29,4	64,5	112,0	5	67,0	154,0	15,0	PORSCHE 993 351 044 01
24.0132-0146.1	432146		B	HC	L	V●	304,0	32,0	30,6	56,7	126,0	5	107,0	172,0	8,4	MERCEDES BENZ 204 421 29 12 211 421 10 12 211 421 13 12 211 421 14 12
24.0132-0147.1	432147		B	HC	L	V●	334,0	32,0	30,0	51,5	112,0	5	67,0	154,0	13,0	PORSCHE 930 351 048 02
24.0132-0148.1	432148		B			V	313,0	32,0	30,0	70,0	144,0	5	115,0	172,5	12,5	MERCEDES BENZ 129 421 23 12
24.0132-0150.1	432150		B	HC	L	V	304,0	32,0	30,0	77,0	130,0	5	103,0	161,0	15,4	LEXUS/TOYOTA 43512-60130 43512-60170
																PORSCHE 928 351 044 03 928 351 044 60



Abmessungen Bremsscheiben

Dimensions brake discs - Misure dischi freno -

Dimensions Disques de frein - Medidas disco de freno



S Fixierschraube - fixing screw - vite di riparazione - vis de fixation - tornillo quejija

B beschichtet - coated - rivestito - revêtu - recubierto

HC hochgekohlt - high carbon - ad alto tenore di carbonio - à haute teneur en carbone - altamente carbonizado

L legiert - alloyed - alligato/legato - allié - aleado

V ventiliert - ventilated - ventilato - ventilé - ventilado

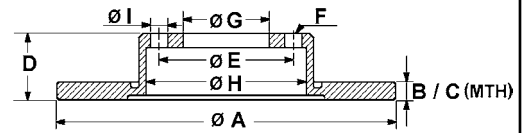
● gelocht - perforated - perforato - poinçonné - perforado

		S	B	HC	L	V	A	B	C	D	E	F	G	H	I	OE - #	
24.0132-0151.1	432151		B	HC	L	V	304,0	32,0	30,0	77,0	130,0	5	103,0	161,0	15,4	PORSCHE	928 351 043 03 928 351 043 60
24.0132-0152.1	432152					V	309,0	32,0	30,0	43,1	108,0	5	71,1	136,0	13,0	PEUGEOT	4246 V5
24.0132-0153.1	432153	S	B	HC	L	V●	330,0	32,0	30,0	64,5	112,0	5	67,0	154,0	15,0	MERCEDES BENZ	230 421 08 12
24.0132-0154.1	432154		B	HC	L	V	330,0	32,0	29,4	47,5	112,0	5	67,0	154,0	15,0	MERCEDES BENZ	211 421 11 12
24.0132-0157.1	432157	S	B	HC	L	V	350,0	32,0	29,4	54,5	112,0	5	67,0	156,3	15,2	MERCEDES BENZ	164 421 05 12 164 421 14 12
24.0132-0158.1	432158	S	B	HC	L	V	330,0	32,0	29,4	54,5	112,0	5	67,0	156,3	15,2	MERCEDES BENZ	164 421 04 12 164 421 13 12
24.0132-0159.1	432159		B	HC	L	V	330,0	32,0	29,4	46,5	112,0	5	67,0	154,0	13,0	CHRYSLER	5135 475AA
24.0132-0160.1	432160	S	B	HC		V	334,0	31,9	30,4	62,9	120,0	5	79,0	159,0	14,8	MERCEDES BENZ	210 421 23 12
24.0132-0161.2	432161	S	B	HC		V	345,0	32,0	30,4	77,0	120,0	5	79,0	159,5	14,5	BMW	34 11 1 165 072
24.0132-0162.2	432162	S	B	HC		V	345,0	32,0	30,4	77,0	120,0	5	79,0	159,5	14,5	BMW	34 11 2 282 803
24.0132-0163.2	432163		B	HC	L	V●	322,0	32,0	30,0	72,0	130,0	5	103,0	157,0	15,4	BMW	34 11 2 282 804
24.0132-0164.2	432164		B	HC	L	V●	322,0	32,0	30,0	72,0	130,0	5	103,0	157,0	15,4	PORSCHE	993 351 045 10
24.0132-0165.2	432165		B	HC		V	334,0	32,0	30,0	35,0	100,0	5/9	65,0	146,0	15,6	PORSCHE	993 351 046 10
24.0132-0166.2	432166		B	HC		V	334,0	32,0	30,0	35,0	100,0	5/9	65,0	146,0	15,6	AUDI	8N0 615 302 B 1J0 615 302 A 8N0 615 301 B 1J0 615 301 AA
24.0132-0167.1	432167	S	B	HC	L	V	375,0	32,0	29,4	54,5	112,0	5	67,0	156,3	15,2	VOLKSWAGEN	164 421 15 12
24.0132-0169.1	432169		B	HC		V	321,0	32,0	30,0	51,0	114,3	5	69,0	143,0	12,5	MERCEDES BENZ	51712-3J500
24.0132-0170.1	432170	S	B	HC	L	V●	322,0	32,0	30,0	51,5	112,0	5	67,0	154,2	15,2	HYUNDAI	000 421 18 12 218 421 03 12
24.0132-0172.1	432172	S	B	HC		V	320,0	32,0	30,0	47,2	114,3	5	64,2	151,0	12,6	MERCEDES BENZ	45251-TL0-G51
24.0132-0178.1	432178	S	B	HC	L	V	330,0	32,0	29,4	54,5	112,0	5	67,0	158,0	15,0	MERCEDES BENZ	166 421 06 12
24.0132-0179.1	432179	S	B	HC	L	V●	350,0	32,0	29,4	54,0	112,0	5	67,0	158,0	15,0	MERCEDES BENZ	166 421 10 12
24.0132-0701.1	432701		B			V	296,0	32,0	30,0	50,8	114,3	5	62,0	143,5	14,5	LEXUS	43512-30180 43512-30181 43512-50100 43512-50110 43512-53010 43512-53020
24.0133-0100.1	433100	S	B	HC		V	340,0	32,6	29,5	55,6	120,0	5	76,0	154,8	16,6	VOLKSWAGEN	7E0 615 301 C
24.0134-0100.1	434100		B	HC		V	360,0	34,0	31,0	59,7	112,0	5	68,0	135,0	15,0	AUDI/VW	3D0 615 301 F 4E0 615 301 P
24.0134-0101.1	434101		B	HC	L	V●	330,0	34,0	32,0	69,5	130,0	5	98,0	173,5	15,4	PORSCHE	996 351 409 02 996 351 409 03
24.0134-0102.1	434102		B	HC	L	V●	330,0	34,0	32,0	69,5	130,0	5	98,0	173,5	15,4	PORSCHE	996 351 410 02 996 351 410 03
24.0134-0103.1	434103	S	B	HC		V	356,0	34,0	31,5	52,4	112,0	5	68,0	149,0	15,3	AUDI	4G0 615 301 A
24.0134-0123.1	434123		B	HC	L	V	350,0	34,0	32,0	68,5	130,0	5	85,0	185,0	15,4	AUDI/VW	7L6 615 301 K 7L8 615 301 7L8 615 301
24.0134-0124.1	434124		B	HC	L	V	350,0	34,0	32,0	68,5	130,0	5	85,0	185,0	15,4	PORSCHE	995 351 40 150 955 351 401 51 7L6 615 302 K 7L8 615 302 995 351 40 250 955 351 402 51
24.0136-0101.1	436101		B	HC		V	374,0	36,0	34,4	81,0	120,0	5	79,0	187,0	16,5	BMW	34 11 6 766 107
24.0136-0102.1	436102		B	HC	L	V●	360,0	36,0	34,0	64,5	112,0	5	67,0	154,0	15,2	MERCEDES BENZ	221 421 18 12
24.0136-0103.1	436103		B	HC		V	385,0	36,0	33,5	59,7	112,0	5	68,0	135,0	15,3	AUDI	4E0 615 301 K
24.0136-0104.1	436104		B	HC		V	356,0	36,0	34,4	61,9	120,0	5	75,0	158,0	16,5	BMW	34 11 6 756 847
24.0136-0105.1	436105		B	HC	L	V●	360,0	36,0	34,0	76,0	112,0	5	67,0	154,0	15,0	MERCEDES BENZ	220 421 19 12
24.0136-0106.2	436106	S	B	HC		V	348,0	36,0	34,4	77,0	120,0	5	79,0	154,3	14,5	BMW	34 11 6 766 871 34 11 6 779 467
24.0136-0107.1	436107		B	HC		V	385,0	36,0	33,5	61,4	112,0	5	68,0	135,0	15,2	AUDI	4F0 615 301 J
24.0136-0108.1	436108	S	B	HC	L	V●	360,0	36,0	34,0	64,5	112,0	5	67,0	154,0	15,2	MERCEDES BENZ	000 421 20 12 221 421 08 12
24.0136-0109.1	436109	S	B	HC		V	365,0	36,0	34,4	62,0	120,0	5	75,0	168,0	16,5	BMW	34 11 6 793 243
24.0136-0110.1	436110		B	HC		V	348,0	35,9	34,4	80,9	120,0	5	79,0	154,0	16,5	BMW	34 11 6 767 353
24.0136-0111.1	436111		B	HC		V	368,0	36,0	34,0	68,7	130,0	5	85,0	157,0	15,4	PORSCHE	955 351 403 00
24.0136-0112.2	436112	S	B	HC		V	385,0	36,0	34,4	62,0	120,0	5	75,0	153,7	16,5	VOLKSWAGEN	7L8 615 301 A
24.0136-0113.2	436113	S	B	HC		V	385,0	36,0	34,4	62,0	120,0	5	75,0	153,7	16,5	BMW	34 11 6 782 068
24.0136-0114.2	436114	S	B	HC		V	348,0	36,0	34,4	66,0	120,0	5	75,0	153,7	16,5	BMW	34 11 6 782 067
24.0136-0115.2	436115	S	B	HC		V	348,0	36,0	34,4	66,0	120,0	5	75,0	153,7	16,5	BMW	34 11 6 785 670
24.0136-0116.2	436116	S	B	HC		V	348,0	36,0	34,4	66,0	120,0	5	75,0	153,7	16,5	BMW	34 11 6 785 669
24.0136-0117.2	436117	S	B	HC		V●	374,0	36,0	34,4	77,0	120,0	5	79,0	174,0	14,5	BMW	34 11 2 282 806
24.0136-0118.2	436118	S	B	HC		V●	374,0	36,0	34,4	77,0	120,0	5	79,0	174,0	14,5	BMW	34 11 2 282 805
24.0136-0119.2	436119	S	B	HC		V	374,0	36,0	34,4	66,0	120,0	5	75,0	186,8	16,5	BMW	34 11 6 785 676
24.0136-0120.2	436120	S	B	HC		V	374,0	36,0	34,4	66,0	120,0	5	75,0	186,8	16,5	BMW	34 11 6 785 675
24.0136-0121.2	436121	S	B	HC		V	374,0	36,0	34,4	66,0	120,0	5	75,0	153,8	16,5	BMW	34 11 6 789 544
24.0136-0122.1	436122		B	HC		V	380,0	36,0	34,0	48,0	108,0	5	71,0	200,0	14,0	BMW	34 11 6 789 543
																JAGUAR	C2P 12622

Abmessungen Bremsscheiben

Dimensions brake discs - Misure dischi freno -

Dimensions Disques de frein - Medidas disco de freno



S Fixierschraube - fixing screw - vite di riparazione - vis de fixation - tornillo quefija

B beschichtet - coated - rivestito - revêtu - recubierto

HC hochgekohlt - high carbon - ad alto tenore di carbonio - à haute teneuren carbone - altamente carbonizado

L legiert - alloyed - alligato/legato - allié - aleado

V ventiliert - ventilated - ventilato - ventilé - ventilado

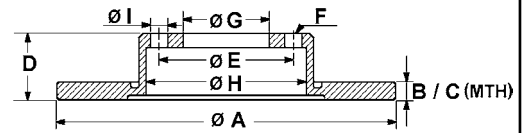
● gelocht - perforated - perforato - poinçonné - perforado

S B H C L V A B C D E F G H I OE - #

		S	B	H	C	L	V	A	B	C	D	E	F	G	H	I	OE - #	
24.0136-0123.1	436123	S	B	HC			V	360,0	36,0	34,0	68,5	130,0	5	85,0	160,0	15,4	VOLKSWAGEN PORSCHE	7P6 615 301 A 958 351 403 01
24.0136-0124.1	436124	S	B	HC			V	360,0	36,0	34,0	68,5	130,0	5	85,0	160,0	15,4	VOLKSWAGEN PORSCHE	7P6 615 302 A 958 351 404 01
24.0136-0127.1	436127	S	B	HC	L		V	360,0	36,0	34,0	68,6	130,0	5	98,0	160,0	15,4	PORSCHE	970 351 404 00 298 615 302 B
24.0136-0128.1	436128	S	B	HC	L		V	360,0	36,0	34,0	68,6	130,0	5	98,0	160,0	15,4	PORSCHE	970 351 403 00 298 615 301 B

Abmessungen PowerDisc

Dimensions PowerDisc - Misure PowerDisc - Dimensions PowerDisc - Medidas PowerDisc



S Fixierschraube - fixing screw - vite di riparazione - vis de fixation - tornillo quefija

B beschichtet - coated - rivestito - revêtu - recubierto

HC hochgekohlt - high carbon - ad alto tenore di carbonio - à haute teneur en carbone - altamente carbonizado

L legiert - alloyed - alligato/legato - allié - aleado

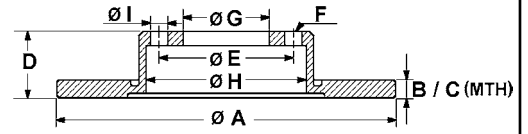
V ventiliert - ventilated - ventilato - ventilé - ventilado

		S	B	HC	L	V	A	B	C	D	E	F	G	H	I	OE - #	
24.0308-0111.1	508111	S	B				258,0	8,0	7,0	55,3	112,0	5	67,0	164,0	13,0	MERCEDES BENZ	168 423 02 12
24.0309-0114.1	509114	S	B				278,0	9,0	7,3	55,5	112,0	5	67,0	164,0	13,2	CHRYSLER	5098 066AA
																MERCEDES BENZ	203 423 01 12
																	210 423 01 12
																	210 423 04 12
																	210 423 09 12
24.0309-0120.1	509120	S	B				258,0	9,0	7,3	55,5	112,0	5	67,0	164,0	12,8	MERCEDES BENZ	202 423 00 12
24.0309-0123.1	509123	S	B				230,0	9,0	7,0	40,6	100,0	5	65,0	125,8	15,6	AUDI/SEAT/SKODA/VW	1J0 615 601 C
																	1J0 615 601 P
24.0309-0133.1	509133	S	B				239,0	8,9	7,0	33,4	100,0	5	65,0	132,5	15,8	AUDI/VW/SKODA	1J0 615 601 D
24.0310-0115.1	510115	B					253,0	10,2	8,9	33,0	108,0	4	63,5	155,0	13,7	FORD	1514237
																	1756882
																	1780880
																	4083484
																	5022666
																	5030658
																	95GJ-2A315-EC
																	C1BC-2A315-AA
24.0310-0117.1	510117	S	B	HC			300,0	10,0	7,6	61,0	120,0	5	75,0	180,0	14,5	BMW	34 21 1 162 305
24.0310-0150.1	510150	B					258,0	10,0	7,6	60,0	100,0	4	62,0	160,8	14,5	BMW	34 21 6 755 407
24.0310-0151.1	510151	S	B				239,0	10,0	8,0	38,9	100,0	4	65,0	124,5	13,6	AUDI/SEAT/VW	811 615 301
24.0310-0201.1	510201	B					245,0	10,0	8,0	64,2	112,0	5	68,0	135,5	15,4	AUDI/SKODAVW	4A0 615 601 A
24.0310-0202.1	510202	S	B	HC			280,0	10,0	7,6	60,0	120,0	5	75,0	160,8	14,5	BMW	34 21 1 165 457
																	34 21 6 864 051
24.0310-0217.1	510217	S	B				290,0	10,0	8,3	55,5	112,0	5	67,0	164,0	13,3	MERCEDES BENZ	210 423 10 12
24.0310-0223.1	510223	S	B				268,0	10,0	8,0	45,8	112,0	5	68,2	154,5	16,8	FORD	1001094
																	1045995
																	7M0 615 601 C
24.0310-0224.1	510224	B					245,0	10,0	8,0	48,0	112,0	5	68,0	135,5	15,4	SEAT/VW	8D0 615 601 A
																	AUDI/VW
																	8E0 615 601 A
24.0310-0225.1	510225	S	B				270,0	10,0	8,0	69,3	100,0	4	57,0	160,0	14,0	OPEL/VAUXHALL	5 69 209/90512909
24.0310-0226.1	510226	S	B				286,0	10,0	8,0	69,3	110,0	5	65,5	160,0	14,0	OPEL/VAUXHALL	5 69 210/90512910
																	SAAB
																	4565693
																	5391578
24.0310-0227.1	510227	S	B	HC			298,0	10,0	7,6	61,0	120,0	5	75,0	185,0	14,5	BMW	34 21 1 163 835
																	34 21 6 767 049
24.0310-0250.1	510250	S	B				264,0	9,8	8,0	42,0	110,0	5	65,5	145,0	14,0	OPEL/VAUXHALL	5 69 109/9117772
24.0310-0251.1	510251	S	B				240,0	9,8	8,0	42,0	100,0	4	57,0	140,8	14,0	OPEL/VAUXHALL	5 69 111/9196587
24.0310-0260.1	510260	B					255,0	10,0	8,0	48,1	112,0	5	68,0	144,5	15,3	AUDI	4B0 615 601 B
24.0310-0261.1	510261	B					245,0	10,0	8,0	40,0	112,0	5/9	68,0	135,5	15,3	AUDI	8E0 615 601 B
																	8E0 615 601 P
24.0310-0271.1	510271	B					259,0	10,0	7,6	44,1	100,0	4	64,2	163,0	16,0	MINI	34 21 1 503 070
																	34 21 6 774 987
24.0310-0277.1	510277	S	B				253,0	10,0	8,0	51,6	112,0	5/9	65,0	140,0	15,3	AUDI/SEAT/SKODA/VW	1K0 615 601 K
																	1K0 615 601 AB
24.0310-0314.1	510314	S	B	HC			280,0	10,0	7,6	65,5	120,0	5	75,0	160,8	14,5	BMW	34 21 6 855 001
24.0310-0328.1	510328	S	B				300,0	10,0	8,3	57,5	112,0	5	67,0	164,0	15,3	MERCEDES BENZ	204 423 15 12
24.0310-0349.1	510349	B					251,0	10,0	9,0	40,5	98,0	4	59,0	128,0	13,2	ALFA ROMEO	51805559
																	51813705
																	51865104
																	51865132
24.0311-0141.1	511141	B					256,0	10,8	8,0	41,1	100,0	6	60,0	123,0	14,3	OPEL/VAUXHALL	5 69 058/9117676
24.0311-0155.1	511155	B					265,0	11,0	9,0	40,8	108,0	5	63,5	152,0	13,7	FORD	1223540
																	1253728
																	1373360
																	1575733
																	1748745
																	9M51-2A315-BA
																	9M51-2A315-BB
24.0311-0158.1	511158	B					280,0	11,0	9,0	41,0	108,0	5	63,5	192,0	13,7	FORD	1253962
																	1373361
																	1500156
																	7M51-2A315-BA
																	30769113
																	31341645
24.0311-0171.1	511171	B					271,0	11,0	9,0	40,7	108,0	5	63,5	152,0	13,8	FORD	1704765
24.0312-0106.1	512106	S	B				239,0	12,0	10,0	35,4	100,0	4	65,0	124,5	13,6	AUDI/SEAT/VW	321 615 301
																	AUDI/VW
																	175 615 301
24.0312-0125.1	512125	B					239,0	12,0	10,8	42,5	98,0	4	58,5	127,0	13,1	LADA	2108-3501070
24.0312-0126.1	512126	S	B				286,0	12,0	9,6	51,5	120,0	5	79,0	148,0	14,5	BMW	34 11 6 757 750
																	34 11 6 757 751

Abmessungen PowerDisc

Dimensions PowerDisc - Misure PowerDisc -

Dimensiones PowerDisc - Medidas PowerDisc



S Fixierschraube - fixing screw - vite di riparazione - vis de fixation - tornillo quefija

B beschichtet - coated - rivestito - revêtu - recubierto

HC hochgekohlt - high carbon - ad alto tenore di carbonio - à haute teneur en carbone - altamente carbonizado

L legiert - alloyed - alligato/legato - allié - aleado

V ventiliert - ventilated - ventilato - ventilé - ventilado

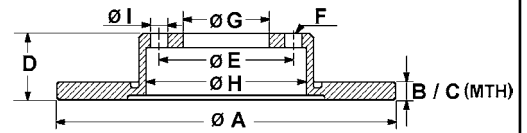
		S	B	HC	L	V	A	B	C	D	E	F	G	H	I	OE - #
24.0312-0141.1	512141		B				239,5	12,0	10,0	42,9	108,0	4	63,5	136,0	13,7	FORD 1013581 1019598 1112542 MAZDA 1E03-33-251 1E03-33-251A 1E04-33-251
24.0312-0144.1	512144	S	B	HC	L		260,0	12,0	10,0	40,4	112,0	5	67,0	145,0	13,3	MERCEDES BENZ 168 421 01 12
24.0312-0148.1	512148		B				255,0	12,0	10,0	40,0	112,0	5/9	68,0	144,5	15,3	AUDI 8E0 615 601 D 8E0 615 601 Q
24.0312-0151.1	512151		B				288,0	11,9	10,0	64,8	108,0	5	68,0	178,0	16,5	VOLVO 9434167
24.0312-0152.1	512152		B	HC			324,0	12,0	9,6	80,2	120,0	5	75,0	185,0	16,8	BMW 34 21 6 859 678
24.0312-0157.1	512157	S	B				278,0	11,9	10,0	41,4	110,0	5	65,5	145,2	14,0	FIAT 46836489 71772552 OPEL/VAUXHALL 5 69 115/93171848 SAAB 9156785 12762290
24.0312-0158.1	512158		B				256,0	12,0	10,0	48,6	112,0	5/9	65,0	140,0	15,3	AUDI/SKODA/VW 1K0 615 601 L 1K0 615 601 AC
24.0312-0159.1	512159		B				302,0	12,0	10,0	49,4	112,0	5/9	68,0	177,0	15,3	AUDI 4F0 615 601 E
24.0312-0178.1	512178	S	B				300,0	12,0	10,0	36,4	112,0	5	68,0	169,0	15,3	AUDI 8K0 615 601 B
24.0313-0161.1	513161	S	B				236,0	12,7	9,7	41,0	100,0	4/6	60,0	123,0	14,0	OPEL/VAUXHALL 5 69 020/90008005 5 69 030/90008031 5 69 013/93182290
24.0313-0178.1	513178	S	B				255,6	12,9	11,0	39,2	100,0	4	65,0	135,5	13,6	SEAT/VW 357 615 301
24.0313-0181.1	513181		B	HC			280,0	13,0	11,0	46,5	112,0	5	68,0	159,0	15,4	AUDI 8D0 615 301 A
24.0315-0105.1	515105		B	HC			288,0	15,0	13,0	46,5	112,0	5	68,0	135,5	15,4	AUDI 4A0 615 301 B
24.0318-0106.1	518106	S	B	HC	V		239,0	18,0	16,0	34,5	100,0	4	65,0	125,0	13,6	SEAT/VW 6N0 615 301 C VOLKSWAGEN 6N0 615 301 F
24.0318-0137.1	518137	S	B	HC	V		239,0	18,0	16,0	35,0	100,0	5	65,0	125,0	15,6	SKODA/VW 6Q0 615 301 VOLKSWAGEN 6Q0 615 301 A
24.0319-0107.1	519107	S	B	HC	V		276,0	19,0	16,6	60,3	120,0	5	75,0	160,8	14,5	BMW 34 21 6 855 155 34 21 6 864 903
24.0319-0108.1	519108	S	B	HC	V		294,0	18,9	17,4	59,7	120,0	5	75,0	160,8	14,8	BMW 34 21 1 165 563 34 21 6 864 056
24.0320-0115.1	520115	S	B	HC	L	V	236,0	20,0	17,0	41,0	100,0	4/6	60,0	123,0	14,0	CHEVROLET 90121445 DAEWOO 90121445 OPEL/VAUXHALL 5 69 054/90511111
24.0320-0123.1	520123	S	B	HC	L	V	239,0	20,0	18,0	39,0	100,0	4	65,0	123,8	13,6	AUDI/SEAT/VW 321 615 301 C AUDI/VW 321 615 301 A
24.0320-0128.1	520128	S	B	HC	L	V	256,0	20,0	18,0	38,8	100,0	4	65,0	131,5	13,8	SEAT/VW 321 615 301 D 6N0 615 301 D
24.0320-0132.1	520132	S	B				247,0	20,4	18,5	34,2	108,0	4	66,0	133,2	12,8	CITROEN 95 661 747 PEUGEOT 4246 A7 4249 96
24.0320-0133.1	520133	S	B				266,0	20,5	18,5	27,6	108,0	4	66,0	133,0	13,0	CITROEN 4249 F0 PEUGEOT 4246 97 4249 F0
24.0320-0142.1	520142		B	HC	L	V	257,5	20,0	18,2	40,5	98,0	4	59,0	126,7	13,0	ALFA/FIAT/LANCIA 7779409 71738145 51749124 60806137 60810076 60811256 60811266
24.0320-0146.1	520146		B				253,0	20,0	18,0	43,7	108,0	4	63,5	153,0	13,7	FORD 4115996 5026786
24.0320-0147.1	520147		B				239,5	20,0	18,0	43,0	108,0	4	63,5	136,0	13,7	FORD/MAZDA 1019604 1066271 1320581 1320582 5028281
24.0320-0154.1	520154	S	B	HC	V		298,0	20,0	17,6	61,3	120,0	5	75,0	185,0	14,5	BMW 34 21 1 164 175 34 21 6 767 060
24.0320-0173.1	520173	S	B				292,0	19,9	18,0	41,4	110,0	5	65,5	162,5	14,0	FIAT 46836490 71772548 OPEL/VAUXHALL 5 69 114/93171778 SAAB 9191336 12762291
24.0320-0175.1	520175		B				255,0	20,0	18,0	43,1	100,0	4	55,0	129,0	14,5	TOYOTA 43512-0D050 43512-17120 43512-17130 43512-17131 43512-52040 43512-52090



Abmessungen PowerDisc

Dimensions PowerDisc - Misure PowerDisc -

Dimensions PowerDisc - Medidas PowerDisc



S Fixierschraube - fixing screw - vite di riparazione - vis de fixation - tornillo quejija

B beschichtet - coated - rivestito - revêtu - recubierto

HC hochgekohlt - high carbon - ad alto tenore di carbonio - à haute teneur en carbone - altamente carbonizado

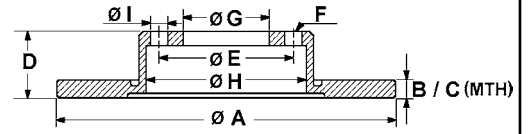
L legiert - alloyed - alligato/legato - allié - aleado

V ventiliert - ventilated - ventilato - ventilé - ventilado

		S	B	HC	L	V	A	B	C	D	E	F	G	H	I	OE - #	
24.0320-0213.1	520213	S	B	HC		V	320,0	20,0	18,4	86,1	120,0	5	75,0	185,0	14,5	BMW	34 21 6 763 345
24.0322-0100.1	522100		B	HC		V	280,0	22,0	20,0	28,5	100,0	5	65,0	141,0	15,6	SEAT/VW	1H0 615 301 A
24.0322-0103.1	522103	S	B	HC		V	302,0	22,0	19,6	76,0	120,0	5	79,0	149,0	14,5	BMW	34 11 1 160 936
24.0322-0115.1	522115	S	B	HC		V	286,0	22,0	19,6	51,5	120,0	5	79,0	147,5	14,5	BMW	34 11 1 165 455 34 11 6 766 239 34 11 6 794 301 34 11 6 864 060
24.0322-0122.1	522122		B	HC	L	V	260,0	22,0	19,6	35,0	100,0	4	66,0	138,0	14,5	BMW	34 11 1 160 915
24.0322-0132.1	522132	S	B	HC	L	V	284,0	22,0	19,4	43,5	112,0	5	67,0	154,3	12,8	MERCEDES BENZ	202 421 09 12
24.0322-0150.1	522150	S	B	HC		V	280,0	22,0	19,0	36,7	100,0	5	65,0	133,5	15,6	AUDI/SEAT/SKODA/VW	1J0 615 301 E 1J0 615 301 M 1J0 615 301 P 1J0 615 301 D 1J0 615 301 L 6R0 615 301 8Z0 615 301 D 8E0 615 301 B 8E0 615 301 D 8E0 615 301 P
24.0322-0151.1	522151	S	B	HC		V	256,0	22,0	19,0	36,7	100,0	5	65,0	133,5	15,6	AUDI/SEAT/SKODA/VW	1J0 615 301 D 1J0 615 301 L 6R0 615 301 8Z0 615 301 D 8E0 615 301 B 8E0 615 301 D 8E0 615 301 P
24.0322-0152.1	522152		B	HC		V	280,0	22,0	20,0	46,3	112,0	5/9	68,0	146,5	15,3	AUDI/VW AUDI/VW	8E0 615 301 B 8E0 615 301 D 8E0 615 301 P
24.0322-0159.1	522159	S	B	HC		V	296,0	22,0	19,6	76,3	120,0	5	79,0	148,8	14,5	BMW	34 11 6 767 061
24.0322-0160.1	522160	S	B	HC		V	300,0	22,0	19,6	51,8	120,0	5	79,0	164,0	14,5	BMW	34 11 1 164 539 34 11 6 757 526 34 11 6 766 224 34 11 6 864 058 34 11 6 794 302
24.0322-0161.1	522161	S	B	HC	L	V	276,0	22,0	19,0	77,2	130,0	5	85,0	156,3	15,0	MERCEDES BENZ VOLKSWAGEN	902 421 06 12 902 421 07 12 902 421 09 12 2D0 615 301 C 2D0 615 301 D
24.0322-0162.1	522162	S	B	HC	L	V	276,0	22,0	19,0	60,0	112,0	5	67,0	153,0	15,0	MERCEDES BENZ	638 421 01 12
24.0322-0163.1	522163		B	HC		V	256,0	22,0	20,0	36,6	100,0	5	65,0	135,0	15,6	AUDI/VW	8N0 615 601 B
24.0322-0168.1	522168	S	B	HC	L	V	260,0	22,0	19,4	40,4	112,0	5	67,0	145,0	13,3	MERCEDES BENZ	168 421 02 12 168 421 08 12
24.0322-0170.1	522170					V	257,0	22,0	20,0	34,0	104,0	4	86,0	160,5	10,6	HYUNDAI	51712-28300
24.0322-0172.1	522172		B			V	258,0	22,0	20,0	43,4	108,0	4	63,5	136,0	13,7	FORD/MAZDA	1808479 98AX-1125-B1F
24.0322-0199.1	522199		B	HC	L	V	270,0	22,0	19,4	35,5	112,0	5	67,0	145,0	13,3	MERCEDES BENZ	414 421 00 12
24.0322-0204.1	522204		B	HC		V	276,0	22,0	19,6	44,2	100,0	4	64,2	150,0	14,7	MINI	34 11 6 774 984
24.0322-0210.1	522210	S	B	HC		V	280,0	22,0	19,0	49,9	112,0	5/9	65,0	144,0	15,3	AUDI/SEAT/VW	1K0 615 301 AK
24.0322-0224.1	522224	S	B	HC		V	320,0	22,0	20,4	79,7	120,0	5	75,0	185,0	16,5	BMW	34 21 3 332 217
24.0322-0236.1	522236	S	B	HC		V	336,0	22,0	20,4	67,3	120,0	5	75,0	185,0	14,5	BMW	34 21 6 855 004
24.0322-0238.1	522238	S	B	HC		V	292,0	22,0	19,6	73,3	120,0	5	79,0	151,5	14,5	BMW	34 11 6 854 997
24.0322-0239.1	522239	S	B	HC		V	284,0	22,0	19,6	73,3	120,0	5	79,0	151,5	16,6	BMW	34 11 6 792 215 34 11 6 854 996 34 11 6 774 985 34 11 6 858 651
24.0322-0248.1	522248		B	HC		V	280,0	22,0	20,4	44,2	100,0	4	64,2	150,0	16,2	MINI	34 11 6 774 985 34 11 6 858 651
24.0323-0113.1	523113		B	HC		V	258,0	23,0	21,0	43,8	108,0	4	63,5	136,0	13,0	FORD	1523795 1535924 1546835 1679853 8V51-1125-AC 8V51-1125-AD 96179110
24.0324-0115.1	524115	S	B	HC	L	V	256,0	24,0	21,0	41,0	100,0	4/6	60,0	123,0	14,0	DAEWOO OPEL/VAUXHALL	5 69 001/90487402
24.0324-0120.1	524120		B			V	260,0	24,0	22,2	47,0	108,0	4	63,5	136,0	13,6	FORD	4070865 5026784
24.0324-0152.1	524152	S	B	HC	L	V	256,0	23,8	21,0	41,1	100,0	4	60,0	123,0	14,3	OPEL/VAUXHALL	5 69 059/9117677
24.0324-0158.1	524158	S	B	HC	L	V	280,0	24,0	21,8	44,0	100,0	4	61,0	140,0	13,6	RENAULT	77 01 207 829 86 71 005 975
24.0324-0159.1	524159		B			V	281,0	23,9	21,5	45,7	114,3	4	69,0	146,5	12,5	MITSUBISHI VOLVO	M818027 30818027
24.0324-0161.1	524161		B			V	300,0	23,9	22,0	47,0	108,0	5	63,5	155,0	13,7	FORD JAGUAR	1376118 4179398 4181042 C2S 35270 C2S 42667 C2S 52091
24.0324-0166.1	524166		B	HC	L	V	260,0	24,0	21,0	41,0	100,0	4/6	60,0	126,0	14,5	OPEL/VAUXHALL	5 69 000/9196050
24.0324-0171.1	524171	S	B	HC	L	V	280,0	24,0	21,8	44,0	108,0	5	61,0	140,0	15,5	RENAULT	77 01 206 198
24.0324-0181.1	524181	S	B	HC		V	310,0	24,0	21,6	77,0	120,0	5	79,0	161,0	14,5	BMW	34 11 6 764 021
24.0324-0197.1	524197	S	B	HC		V	300,0	24,0	21,6	73,5	120,0	5	79,0	152,0	14,5	BMW	34 11 6 764 643 34 11 6 854 998 34 11 6 854 999
24.0324-0200.1	524200	S	B	HC		V	330,0	24,0	21,6	73,3	120,0	5	79,0	174,0	14,5	BMW	

Abmessungen PowerDisc

Dimensions PowerDisc - Misure PowerDisc - Dimensiones PowerDisc - Medidas PowerDisc



S Fixierschraube - fixing screw - vite di riparazione - vis de fixation - tornillo quefija

B beschichtet - coated - rivestito - revêtu - recubierto

HC hochgekohlt - high carbon - ad alto tenore di carbonio - à haute teneur en carbone - altamente carbonizado

L legiert - alloyed - alligato/legato - allié - aleado

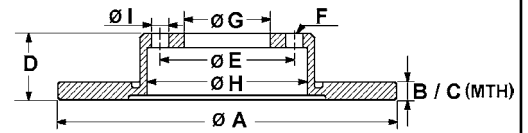
V ventiliert - ventilated - ventilato - ventilé - ventilado

		S	B	HC	L	V	A	B	C	D	E	F	G	H	I	OE - #
24.0324-0203.1	524203	S	B	HC		V	312,0	23,9	22,4	73,7	120,0	5	79,0	152,0	14,5	BMW 34 11 6 792 219 34 11 6 855 006
24.0325-0105.1	525105		B	HC		V	288,0	25,0	23,0	46,5	112,0	5/9	68,0	135,0	15,4	AUDI/SEAT/SKODA 4A0 615 301 C 4A0 615 301 D 8E0 615 301 Q
24.0325-0110.1	525110	S	B	HC	L	V	288,0	25,0	22,4	46,5	112,0	5	67,0	154,3	13,2	MERCEDES BENZ 203 421 03 12 210 421 07 12 210 421 24 12
24.0325-0113.1	525113	S	B	HC		V	288,0	25,0	22,0	34,5	100,0	5	65,0	136,0	15,6	AUDI/SEAT/SKODA/VW 1J0 615 301 R 1J0 615 301 S 6R0 615 301 A
24.0325-0115.1	525115		B	HC		V	282,5	25,0	23,0	46,5	112,0	5	68,0	135,0	15,3	VOLKSWAGEN 8E0 615 301 A 8E0 615 301 C
24.0325-0117.1	525117		B	HC		V	278,0	25,0	23,0	48,5	108,0	5	63,5	140,0	13,7	FORD 1373369 1734696 AV61-1125-BB 31262718
24.0325-0119.1	525119	S	B	HC	L	V	288,0	25,0	22,0	42,0	110,0	5/7	70,0	139,0	14,0	VOLVO OPEL/VAUXHALL SAAB 5 69 056/90512029 5390786
24.0325-0123.1	525123		B	HC		V	310,0	25,0	22,0	34,5	100,0	5/9	65,0	185,0	15,6	AUDI/SEAT/SKODA/VW 6R0 615 301 B 8N0 615 301 A 8L0 615 301
24.0325-0131.1	525131	S	B	HC	L	V	280,0	24,8	22,0	42,0	110,0	5/7	70,0	139,0	14,0	AUDI/VW OPEL/VAUXHALL 5 69 066/93197592
24.0325-0137.1	525137		B	HC		V	312,0	25,0	23,0	46,5	112,0	5	68,0	158,0	15,3	AUDI/SKODA 4B0 615 301 A 8E0 615 301 R
24.0325-0138.1	525138	S	B	HC		V	325,0	24,9	22,5	52,6	120,0	5	79,0	174,0	14,5	BMW 34 10 1 166 071 34 11 6 864 047
24.0325-0141.1	525141	S	B	HC		V	285,0	24,9	22,0	42,1	110,0	5/7	70,0	139,0	14,0	FIAT 51819733 71772553 OPEL/VAUXHALL SAAB 5 69 003/93171497 9156807 93171497
24.0325-0142.1	525142	S	B	HC	L	V	308,0	25,0	22,0	42,0	110,0	5/8	70,0	139,0	14,0	OPEL/VAUXHALL SAAB 5 69 061/9194477 5391560 9184405
24.0325-0145.1	525145	S	B	HC		V	288,0	25,0	22,0	49,9	112,0	5/9	65,0	144,0	15,3	AUDI/SEAT/SKODA/VW 1K0 615 301 T JZW 615 301 J
24.0325-0148.1	525148	S	B	HC	L	V	280,0	25,0	22,0	42,0	100,0	4/6	60,0	139,0	14,5	OPEL/VAUXHALL 5 69 006/93175376
24.0325-0158.1	525158	S	B	HC		V	312,0	25,0	22,0	49,9	112,0	5/9	65,0	146,0	15,3	AUDI/VW/SKODA 1K0 615 301 AA JZW 615 301 H
24.0325-0160.1	525160	S	B	HC		V	325,0	25,0	22,6	62,2	120,0	5	75,0	174,0	16,5	BMW 1253965 1373370 1520297 1797226
24.0325-0162.1	525162		B	HC		V	300,0	25,0	23,0	48,5	108,0	5	63,5	140,0	13,7	FORD DV61-1125-DA 274510 31341643 31362412 31381375 31400937
24.0325-0167.1	525167	S	B	HC	L	V	288,0	25,0	22,4	44,5	112,0	5	67,0	154,3	15,3	MERCEDES BENZ 169 421 11 12
24.0325-0171.1	525171		B	HC		V	288,0	25,0	23,0	46,5	112,0	5/10	68,0	137,0	15,3	SKODA/VW 4B0 615 301 B
24.0325-0172.1	525172		B	HC		V	312,0	25,0	23,0	46,5	112,0	5/10	68,0	140,0	15,3	SKODA/VW 4B0 615 301 C
24.0325-0198.1	525198	S	B	HC	L	V	280,0	25,0	22,0	43,2	100,0	4/6	60,0	139,0	14,5	OPEL/VAUXHALL 5 69 007/93181113 5 69 067/93197712
24.0325-0199.1	525199		B	HC		V	278,0	25,0	23,0	48,5	108,0	5	63,5	140,0	13,7	FORD 1790221 AV61-1125-DB
24.0326-0106.1	526106	S	B			V	283,0	26,0	24,2	28,2	108,0	4	66,0	133,5	13,0	CITROEN 4246 L8 PEUGEOT 4246 R7
24.0326-0107.1	526107		B	HC		V	302,0	26,0	23,0	50,0	108,0	5	68,0	151,0	14,4	VOLVO 272276
24.0326-0120.1	526120	S	B			V	283,0	26,0	24,0	34,2	108,0	4	66,0	133,5	13,0	CITROEN 4246 W2 4249 18 4249 84 4249 J6 16 064 014 80
24.0326-0123.1	526123		B	HC		V	300,0	26,0	22,8	47,0	108,0	5	61,0	139,6	13,5	PEUGEOT 4246 W8 4249 17 4249 84 4249 J6
																RENAULT 82 00 007 122 86 71 016 878



Abmessungen PowerDisc

Dimensions PowerDisc - Misure PowerDisc - Dimensions PowerDisc - Medidas PowerDisc



S Fixierschraube - fixing screw - vite di riparazione - vis de fixation - tornillo quefija

B beschichtet - coated - rivestito - revêtu - recubierto

HC hochgekohlt - high carbon - ad alto tenore di carbonio - à haute teneur en carbone - altamente carbonizado

L legiert - alloyed - alligato/legato - allié - aleado

V ventiliert - ventilated - ventilato - ventilé - ventilado

		S	B	HC	L	V	A	B	C	D	E	F	G	H	I	OE - #
24.0326-0165.1	526165	S	B	HC		V	276,0	26,0	23,0	45,5	105,0	5	60,0	139,0	14,2	CHEVROLET 13502824
24.0326-0166.1	526166	S	B	HC		V	300,0	26,0	23,0	45,5	115,0	5	70,7	149,0	14,2	OPEL/VAUXHALL 5 69 069/13502045 CHEVROLET 13502052 OPEL/VAUXHALL 5 69 070/13502052 5 69 076/13502051 5 69 082/13503988
24.0328-0106.1	528106	S	B	HC	L	V	300,0	28,0	25,4	46,5	112,0	5	67,0	154,0	13,3	MERCEDES BENZ 203 421 05 12 210 421 22 12 210 421 25 12
24.0328-0123.1	528123		B			V	305,0	27,9	25,0	50,3	108,0	5	68,0	139,0	16,5	VOLVO 274170 274559 9492715
24.0328-0129.1	528129	S	B			V	305,5	28,0	25,0	77,8	130,0	5	90,0	157,0	15,8	NISSAN 40206-00QAD
24.0328-0136.1	528136		B			V	285,0	28,0	26,0	43,7	98,0	5	59,0	127,0	16,5	OPEL/VAUXHALL 44 03 038/9111038 RENAULT 77 00 314 064 CITROEN 4246 P2
24.0328-0137.1	528137	S	B	HC		V	302,0	28,0	25,0	45,0	110,0	5/7	70,0	139,0	14,0	FIAT/LANCIA 1325772080 PEUGEOT 4249 H7 OPEL/VAUXHALL 5 69 004/93171500 SAAB 9191247 93171500
24.0328-0142.1	528142		B	HC	L	V	312,0	28,0	25,4	64,5	112,0	5	67,0	154,0	15,3	MERCEDES BENZ 211 421 09 12
24.0328-0162.1	528162	S	B	HC		V	316,0	28,0	26,0	52,0	108,0	5	63,5	144,0	16,0	FORD 1434812 1434815 LAND ROVER LR000470 VOLVO 30769061
24.0328-0198.1	528198	S	B	HC		V	315,0	28,0	26,4	52,5	120,0	5	79,0	152,0	14,5	BMW 34 11 2 227 171
24.0328-0199.1	528199	S	B	HC		V	315,0	28,0	26,4	52,5	120,0	5	79,0	152,0	14,5	BMW 34 11 2 227 172
24.0330-0107.1	530107	S	B	HC		V	324,0	29,9	27,6	73,7	120,0	5	79,0	149,0	14,8	BMW 34 11 6 767 059
24.0330-0109.1	530109	S	B	HC		V	332,0	29,9	27,6	62,1	120,0	5	75,0	158,0	16,5	BMW 34 11 6 766 036 34 11 6 859 679
24.0330-0113.1	530113		B	HC		V	320,0	30,0	28,0	46,5	112,0	5/9	68,0	137,0	15,3	AUDI 8D0 615 301 M 8E0 615 301 AD
24.0330-0115.1	530115		B	HC		V	345,0	30,0	27,0	49,9	112,0	5/9	65,0	140,0	15,3	AUDI/SKODAVW 1K0 615 301 M
24.0330-0173.1	530173	S	B	HC		V	324,0	30,0	27,6	77,0	120,0	5	79,0	165,0	14,5	BMW 34 11 6 753 221
24.0330-0175.1	530175	S	B	HC		V	321,0	30,0	28,0	59,7	112,0	5	68,0	144,8	15,3	AUDI 4F0 615 301 E
24.0330-0176.1	530176	S	B	HC		V	347,0	30,0	28,0	59,7	112,0	5	68,0	158,0	15,3	AUDI 4F0 615 301 G
24.0330-0193.1	530193	S	B	HC		V	320,0	30,0	28,0	52,4	112,0	5	68,0	153,4	15,3	AUDI 8K0 615 301 A
24.0330-0207.1	530207	S	B	HC	L	V	296,0	30,0	27,0	51,0	120,0	5	67,4	163,7	16,3	CHEVROLET 13501307 OPEL/VAUXHALL 5 69 078/13579147 SAAB 13502213
24.0330-0209.1	530209	S	B	HC		V	321,0	30,0	27,0	51,0	120,0	5	67,4	160,0	16,3	CHEVROLET 13501320 OPEL/VAUXHALL 5 69 083/135799150 SAAB 13501308 13502214
24.0332-0101.1	532101	S	B	HC	L	V	322,0	32,0	29,4	64,5	112,0	5	67,0	154,3	15,2	MERCEDES BENZ 000 421 12 12
24.0332-0144.1	532144	S	B	HC	L	V	330,0	32,0	29,4	64,5	112,0	5	67,0	154,0	15,0	MERCEDES BENZ 204 421 29 12 211 421 10 12 211 421 13 12 211 421 14 12
24.0332-0158.1	532158	S	B	HC	L	V	330,0	32,0	29,4	54,5	112,0	5	67,0	156,3	15,2	MERCEDES BENZ 164 421 04 12 164 421 13 12



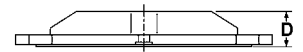
A large rectangular area containing 30 horizontal lines, intended for writing or drawing.




- 
- ① Vergleichsliste WVA
 - ② WVA Cross reference list
 - ③ Liste des correspondances WVA
 - ④ Tabella di conversione codici WVA
 - ⑤ Lista comparativa WVA
 - ⑥ Vergelijgingslijst WVA
 - ⑦ Omsætningsliste WVA
 - ⑧ Jämförelselista WVA
 - ⑨ WVA összehasonlító lista
 - ⑩ Lista de comparação WVA
 - ⑪ Сравнительный перечень номеров WVA
 - ⑫ Porovnávací seznam čísel
 - ⑬ Lista porównawcza numerów WVA
 - ⑭ Λίστα σύγκρισης αριθμών WVA
 - ⑮ Karşılaştırma listesi WVA
 - ⑯ 对比清单WVA
 - ⑰ WVA比烽
 - ⑱ قائمة المقارنة WVA

Vergleichsliste WVA → ATE

Cross reference list WVA → ATE - Tabella di conversione codici WVA → ATE

Liste des correspondances WVA → ATE - Lista referencias WVA → ATE



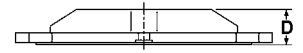
WVA	D		WVA	D		WVA	D				
20002	15,0	13.0460-5806.2	605806	20309	17,9	13.0460-9037.2	609037	20676	19,8	13.0460-7077.2	607077
20008	13,0	13.0460-5824.2	605824	20323	16,5	13.0460-5030.2	605030	20676	19,8	13.0460-7081.2	607081
20009	15,0	13.0460-3010.2	603010	20325	17,2	13.0460-5789.2	605789	20676	19,8	13.0460-7110.2	607110
20011	15,0	13.0460-4048.2	604048	20332	17,0	13.0460-2968.2	602968	20676	19,8	13.0460-7122.2	607122
20011	15,0	13.0460-6027.2	606027	20336	14,0	13.0460-3961.2	603961	20676	19,8	13.0470-7081.2	LD7081
20011	18,5	13.0460-6028.2	606028	20337	14,0	13.0460-3961.2	603961	20676	19,8	13.0470-7110.2	LD7110
20034	15,0	13.0460-4019.2	604019	20341	16,7	13.0460-9029.2	609029	20676	19,8	13.0470-7122.2	LD7122
20034	15,0	13.0460-4033.2	604033	20359	18,0	13.0460-6911.2	606911	20678	19,5	13.0460-7050.2	607050
20035	17,0	13.0460-3902.2	603902	20359	19,2	13.0460-6926.2	606926	20687	13,5	13.0460-4030.2	604030
20036	17,0	13.0460-3902.2	603902	20364	15,0	13.0460-6910.2	606910	20687	15,5	13.0460-4034.2	604034
20038	14,0	13.0460-6914.2	606914	20365	15,0	13.0460-6910.2	606910	20708	14,5	13.0460-5720.2	605720
20073	17,3	13.0460-3936.2	603936	20371	8,1	13.0460-4900.2	604900	20708	15,8	13.0460-2997.2	602997
20076	15,5	13.0460-5835.2	605835	20380	15,6	13.0460-2824.2	602824	20731	15,3	13.0460-5916.2	605916
20077	15,5	13.0460-5835.2	605835	20387	15,0	13.0460-3014.2	603014	20741	15,0	13.0460-2750.2	602750
20087	14,6	13.0460-2800.2	602800	20389	15,4	13.0460-4911.2	604911	20741	19,0	13.0460-2901.2	602901
20088	14,3	13.0460-2954.2	602954	20392	15,0	13.0460-9028.2	609028	20753	17,5	13.0460-7071.2	607071
20091	14,6	13.0460-2800.2	602800	20392	18,5	13.0460-5701.2	605701	20755	14,4	13.0460-3401.2	603401
20092	15,0	13.0460-9030.2	609030	20410	15,0	13.0460-4957.2	604957	20755	14,4	13.0460-3403.2	603403
20099	15,0	13.0460-5918.2	605918	20423	15,0	13.0460-4957.2	604957	20755	15,1	13.0460-4044.2	604044
20104	15,0	13.0460-5918.2	605918	20436	15,0	13.0460-3024.2	603024	20755	15,1	13.0470-4044.2	LD4044
20108	15,0	13.0460-5918.2	605918	20437	15,0	13.0460-9034.2	609034	20756	16,5	13.0460-7036.2	607036
20112	18,0	13.0460-5991.2	605991	20437	19,0	13.0460-9031.2	609031	20756	16,5	13.0460-7047.2	607047
20113	18,0	13.0460-5991.2	605991	20465	18,0	13.0460-7903.2	607903	20757	20,3	13.0460-7046.2	607046
20124	18,9	13.0460-2972.2	602972	20480	15,5	13.0460-2967.2	602967	20772	18,0	13.0460-2955.2	602955
20126	15,0	13.0460-5029.2	605029	20482	18,5	13.0460-3612.2	603612	20775	18,0	13.0460-3939.2	603939
20140	14,0	13.0460-3928.2	603928	20488	18,5	13.0460-3968.2	603968	20775	18,0	13.0460-3940.2	603940
20141	14,0	13.0460-3928.2	603928	20489	18,5	13.0460-3968.2	603968	20776	18,0	13.0460-3940.2	603940
20147	17,0	13.0460-7146.2	607146	20491	15,0	13.0460-7042.2	607042	20777	18,0	13.0460-3940.2	603940
20149	17,0	13.0460-7146.2	607146	20547	16,5	13.0460-7051.2	607051	20778	19,0	13.0460-2934.2	602934
20162	15,4	13.0460-4956.2	604956	20547	16,5	13.0460-7241.2	607241	20783	17,5	13.0460-7027.2	607027
20164	18,2	13.0460-2985.2	602985	20570	18,5	13.0460-3968.2	603968	20784	18,0	13.0460-4401.2	604401
20166	16,0	13.0460-2966.2	602966	20571	18,5	13.0460-3968.2	603968	20787	19,0	13.0460-2901.2	602901
20168	16,0	13.0460-2957.2	602957	20574	15,3	13.0460-2936.2	602936	20833	17,0	13.0460-2949.2	602949
20168	19,3	13.0460-2806.2	602806	20588	16,5	13.0460-5032.2	605032	20834	17,0	13.0460-2949.2	602949
20168	19,3	13.0460-2958.2	602958	20629	20,3	13.0460-7046.2	607046	20838	17,0	13.0460-2941.2	602941
20173	15,0	13.0460-4035.2	604035	20634	15,0	13.0460-3953.2	603953	20838	17,0	13.0460-2949.2	602949
20180	17,3	13.0460-3605.2	603605	20634	15,0	13.0460-3955.2	603955	20839	17,0	13.0460-2941.2	602941
20180	17,3	13.0470-3605.2	LD3605	20635	18,0	13.0460-3915.2	603915	20841	12,0	13.0460-3942.2	603942
20181	17,3	13.0460-3605.2	603605	20636	18,0	13.0460-3915.2	603915	20852	15,5	13.0460-5935.2	605935
20181	17,3	13.0470-3605.2	LD3605	20640	17,5	13.0460-7027.2	607027	20857	17,5	13.0460-7005.2	607005
20191	15,0	13.0460-5806.2	605806	20640	17,5	13.0460-7071.2	607071	20858	17,5	13.0460-7005.2	607005
20192	15,0	13.0460-5806.2	605806	20641	15,0	13.0460-3011.2	603011	20859	18,0	13.0460-3915.2	603915
20193	15,0	13.0460-5919.2	605919	20641	15,0	13.0460-3013.2	603013	20860	18,0	13.0460-3915.2	603915
20194	15,0	13.0460-5919.2	605919	20641	15,0	13.0460-3014.2	603014	20861	17,5	13.0460-2964.2	602964
20200	16,0	13.0460-2953.2	602953	20642	15,0	13.0460-3011.2	603011	20861	17,7	13.0460-2912.2	602912
20207	12,0	13.0460-4906.2	604906	20642	15,0	13.0460-3013.2	603013	20863	16,5	13.0460-5960.2	605960
20217	17,1	13.0460-4837.2	604837	20642	15,0	13.0460-3014.2	603014	20870	15,0	13.0460-5976.2	605976
20228	15,3	13.0460-4028.2	604028	20651	18,0	13.0460-2973.2	602973	20887	15,3	13.0460-7033.2	607033
20228	18,5	13.0460-4029.2	604029	20651	18,3	13.0460-2839.2	602839	20887	17,3	13.0460-7059.2	607059
20236	18,0	13.0460-2810.2	602810	20660	15,6	13.0460-8006.2	608006	20887	19,7	13.0460-7032.2	607032
20238	18,0	13.0460-2810.2	602810	20668	16,6	13.0460-2962.2	602962	20888	15,3	13.0460-7033.2	607033
20247	18,0	13.0460-2810.2	602810	20669	15,7	13.0460-2926.2	602926	20888	17,3	13.0460-7059.2	607059
20261	19,0	13.0460-2863.2	602863	20669	19,0	13.0460-2925.2	602925	20888	19,7	13.0460-7032.2	607032
20261	19,0	13.0460-3824.2	603824	20669	19,0	13.0460-2934.2	602934	20889	17,3	13.0460-7030.2	607030
20267	19,0	13.0460-2863.2	602863	20675	16,5	13.0460-7036.2	607036	20895	15,0	13.0460-5999.2	605999
20285	7,1	13.0460-4910.2	604910	20675	16,5	13.0460-7047.2	607047	20901	19,0	13.0460-2925.2	602925
20286	16,2	13.0460-2905.2	602905	20676	19,5	13.0460-7050.2	607050	20905	18,0	13.0460-3911.2	603911






Vergleichsliste WVA → ATE

Cross reference list WVA → ATE - Tabella di conversione codici WVA → ATE

Liste des correspondances WVA → ATE - Lista referencias WVA → ATE



WVA	D		WVA	D		WVA	D				
20905	18,0	13.0460-3943.2	603943	20987	18,0	13.0460-3911.2	603911	21155	19,5	13.0460-5703.2	605703
20905	18,0	13.0460-3952.2	603952	20989	17,7	13.0460-2956.2	602956	21158	15,5	13.0460-5938.2	605938
20905	18,0	13.0460-3962.2	603962	20995	17,3	13.0460-3803.2	603803	21160	19,2	13.0460-6926.2	606926
20906	18,0	13.0460-3911.2	603911	20996	17,3	13.0460-3803.2	603803	21163	14,5	13.0460-4070.2	604070
20906	18,0	13.0460-3943.2	603943	21010	15,8	13.0460-2846.2	602846	21165	16,8	13.0460-2969.2	602969
20906	18,0	13.0460-3952.2	603952	21012	15,0	13.0460-5872.2	605872	21166	16,8	13.0460-2969.2	602969
20906	18,0	13.0460-3962.2	603962	21012	15,0	13.0460-5936.2	605936	21168	15,0	13.0460-5934.2	605934
20907	18,0	13.0460-7040.2	607040	21016	17,0	13.0460-3933.2	603933	21170	17,3	13.0460-2965.2	602965
20907	18,0	13.0460-7041.2	607041	21022	17,7	13.0460-2956.2	602956	21171	18,0	13.0460-3965.2	603965
20907	18,1	13.0460-7108.2	607108	21023	17,7	13.0460-2956.2	602956	21173	17,0	13.0460-2921.2	602921
20907	18,1	13.0460-7126.2	607126	21024	17,5	13.0460-4037.2	604037	21179	16,8	13.0460-4041.2	604041
20907	18,1	13.0460-7129.2	607129	21028	19,3	13.0460-2927.2	602927	21182	19,4	13.0460-2809.2	602809
20907	18,1	13.0460-7141.2	607141	21028	19,3	13.0470-2927.2	LD2927	21182	19,4	13.0460-2952.2	602952
20908	18,0	13.0460-7040.2	607040	21035	15,0	13.0460-3804.2	603804	21183	19,4	13.0460-2809.2	602809
20909	18,0	13.0460-7041.2	607041	21035	15,0	13.0460-4036.2	604036	21185	19,4	13.0460-2952.2	602952
20910	15,0	13.0462-4855.2	600018	21041	15,0	13.0460-5934.2	605934	21190	17,5	13.0460-7052.2	607052
20911	15,0	13.0460-4019.2	604019	21048	18,3	13.0460-4918.2	604918	21191	16,8	13.0460-4042.2	604042
20912	15,0	13.0460-3013.2	603013	21048	18,3	13.0460-4955.2	604955	21193	18,0	13.0460-5409.2	605409
20919	18,0	13.0460-2983.2	602983	21049	18,3	13.0460-4955.2	604955	21193	18,0	13.0460-5410.2	605410
20926	18,5	13.0460-3969.2	603969	21050	15,8	13.0460-4040.2	604040	21193	18,0	13.0460-7063.2	607063
20927	18,5	13.0460-3969.2	603969	21055	17,0	13.0460-2923.2	602923	21193	18,0	13.0460-7131.2	607131
20928	18,5	13.0460-3969.2	603969	21063	14,8	13.0460-7055.2	607055	21194	18,0	13.0460-5409.2	605409
20929	18,5	13.0460-3969.2	603969	21064	20,3	13.0460-6033.2	606033	21194	18,0	13.0460-7131.2	607131
20932	14,0	13.0460-3945.2	603945	21064	20,3	13.0460-7185.2	607185	21195	18,0	13.0460-5410.2	605410
20934	14,0	13.0460-3945.2	603945	21068	17,0	13.0460-2811.2	602811	21197	15,0	13.0460-3805.2	603805
20937	18,0	13.0460-2955.2	602955	21079	13,8	13.0460-2933.2	602933	21197	15,0	13.0470-3805.2	LD3805
20938	18,0	13.0460-2955.2	602955	21086	17,0	13.0460-3933.2	603933	21201	17,5	13.0460-7052.2	607052
20939	15,8	13.0460-7048.2	607048	21087	17,0	13.0460-3933.2	603933	21202	16,9	13.0460-7073.2	607073
20941	19,3	13.0460-2927.2	602927	21089	15,0	13.0460-3306.2	603306	21203	16,9	13.0460-7073.2	607073
20941	19,3	13.0470-2927.2	LD2927	21090	15,0	13.0460-3306.2	603306	21205	19,0	13.0460-2902.2	602902
20944	14,8	13.0460-7055.2	607055	21096	15,0	13.0460-3955.2	603955	21206	19,0	13.0460-2902.2	602902
20957	16,0	13.0460-5962.2	605962	21097	15,0	13.0460-3955.2	603955	21209	18,5	13.0460-2971.2	602971
20958	16,0	13.0460-5963.2	605963	21098	14,8	13.0460-7055.2	607055	21210	18,5	13.0460-2971.2	602971
20959	15,0	13.0460-5919.2	605919	21099	17,0	13.0460-5881.2	605881	21211	18,7	13.0460-5403.2	605403
20961	15,2	13.0460-2842.2	602842	21100	16,7	13.0460-2948.2	602948	21212	18,7	13.0460-5403.2	605403
20961	15,2	13.0460-2937.2	602937	21103	14,2	13.0460-2951.2	602951	21217	18,0	13.0460-2812.2	602812
20961	16,2	13.0460-2886.2	602886	21105	16,7	13.0460-2948.2	602948	21219	17,8	13.0460-2847.2	602847
20961	16,2	13.0470-2886.2	LD2886	21107	12,0	13.0460-3904.2	603904	21229	17,0	13.0460-5937.2	605937
20961	17,2	13.0460-2859.2	602859	21110	15,6	13.0460-2824.2	602824	21233	16,7	13.0460-3914.2	603914
20961	17,2	13.0460-2984.2	602984	21119	17,0	13.0460-5937.2	605937	21237	15,5	13.0460-6917.2	606917
20961	17,4	13.0460-2864.2	602864	21127	15,0	13.0460-5999.2	605999	21238	15,5	13.0460-6917.2	606917
20961	17,4	13.0460-2894.2	602894	21130	17,0	13.0460-5937.2	605937	21243	14,0	13.0460-5816.2	605816
20961	17,4	13.0470-2894.2	LD2894	21131	14,7	13.0460-3905.2	603905	21252	15,0	13.0460-5961.2	605961
20961	17,6	13.0460-2819.2	602819	21132	14,7	13.0460-3905.2	603905	21253	15,0	13.0460-5961.2	605961
20961	17,6	13.0460-2820.2	602820	21133	14,7	13.0460-3905.2	603905	21266	17,0	13.0460-2943.2	602943
20961	17,6	13.0470-2820.2	LD2820	21138	18,8	13.0460-2963.2	602963	21267	16,8	13.0460-4042.2	604042
20968	17,5	13.0460-7138.2	607138	21140	15,0	13.0460-4043.2	604043	21271	17,0	13.0460-2968.2	602968
20968	20,3	13.0460-6033.2	606033	21141	18,0	13.0460-3944.2	603944	21273	19,5	13.0460-7053.2	607053
20968	20,3	13.0460-7185.2	607185	21142	15,0	13.0460-5966.2	605966	21273	19,5	13.0470-7053.2	LD7053
20973	11,0	13.0460-3954.2	603954	21144	15,8	13.0460-3602.2	603602	21274	19,5	13.0460-7053.2	607053
20974	10,8	13.0460-3926.2	603926	21147	19,0	13.0460-2979.2	602979	21274	19,5	13.0470-7053.2	LD7053
20974	11,0	13.0460-3823.2	603823	21147	19,0	13.0460-2980.2	602980	21275	17,0	13.0460-7061.2	607061
20974	11,0	13.0460-3954.2	603954	21147	19,0	13.0460-2987.2	602987	21275	17,0	13.0460-7246.2	607246
20979	19,4	13.0460-2903.2	602903	21148	19,0	13.0460-2980.2	602980	21276	17,0	13.0460-7061.2	607061
20981	13,8	13.0460-2928.2	602928	21153	16,0	13.0460-4202.2	604202	21276	17,0	13.0460-7246.2	607246
20981	13,8	13.0460-2933.2	602933	21153	17,5	13.0460-4201.2	604201	21278	16,4	13.0460-4014.2	604014
20986	18,0	13.0460-3911.2	603911	21154	19,5	13.0460-5703.2	605703	21278	16,4	13.0460-4059.2	604059






Vergleichsliste WVA → ATE

Cross reference list WVA → ATE - Tabella di conversione codici WVA → ATE

Liste des correspondances WVA → ATE - Lista referencias WVA → ATE



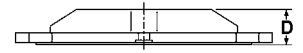
WVA	D		WVA	D		WVA	D				
21278	16,4	13.0460-7107.2	607107	21378	15,0	13.0460-5932.2	605932	21497	18,0	13.0460-5818.2	605818
21278	16,4	13.0460-7134.2	607134	21379	16,0	13.0460-5932.2	605932	21498	18,0	13.0460-5818.2	605818
21278	16,9	13.0460-7085.2	607085	21380	16,0	13.0460-5932.2	605932	21499	18,0	13.0460-5818.2	605818
21279	16,4	13.0460-4014.2	604014	21381	15,0	13.0460-4801.2	604801	21500	15,0	13.0460-5967.2	605967
21279	16,4	13.0460-4059.2	604059	21381	15,0	13.0460-4964.2	604964	21501	15,0	13.0460-5967.2	605967
21280	16,0	13.0460-5949.2	605949	21381	17,3	13.0460-4958.2	604958	21502	15,0	13.0460-5967.2	605967
21282	17,3	13.0460-7079.2	607079	21381	18,0	13.0460-4832.2	604832	21503	17,0	13.0460-5978.2	605978
21282	17,3	13.0460-7168.2	607168	21381	18,0	13.0460-4968.2	604968	21505	17,0	13.0460-3947.2	603947
21282	17,3	13.0460-7232.2	607232	21381	18,0	13.0460-4985.2	604985	21508	17,0	13.0460-3948.2	603948
21282	17,3	13.0470-7079.2	LD7079	21382	17,3	13.0460-4958.2	604958	21509	17,0	13.0460-3947.2	603947
21282	17,3	13.0470-7168.2	LD7168	21385	13,8	13.0460-2935.2	602935	21509	17,0	13.0460-3948.2	603948
21282	17,3	13.0470-7232.2	LD7232	21388	18,0	13.0460-2983.2	602983	21510	17,0	13.0460-3947.2	603947
21284	19,1	13.0460-7147.2	607147	21394	17,5	13.0460-7057.2	607057	21512	17,0	13.0460-3948.2	603948
21285	19,1	13.0460-7147.2	607147	21396	17,5	13.0460-7056.2	607056	21513	17,0	13.0460-3947.2	603947
21288	18,8	13.0460-2963.2	602963	21396	17,5	13.0460-7057.2	607057	21513	17,0	13.0460-3948.2	603948
21289	16,8	13.0460-4041.2	604041	21396	17,5	13.0460-7060.2	607060	21514	15,5	13.0460-6917.2	606917
21296	16,5	13.0460-3916.2	603916	21402	17,5	13.0460-4056.2	604056	21515	17,5	13.0460-2803.2	602803
21297	16,5	13.0460-3916.2	603916	21411	17,5	13.0460-7080.2	607080	21516	17,5	13.0460-2803.2	602803
21299	15,9	13.0460-3916.2	603916	21413	18,3	13.0460-7080.2	607080	21517	17,5	13.0460-2803.2	602803
21299	17,0	13.0460-3902.2	603902	21418	15,5	13.0460-2751.2	602751	21518	17,0	13.0460-2804.2	602804
21300	15,9	13.0460-3916.2	603916	21430	17,3	13.0460-7058.2	607058	21519	17,8	13.0460-6925.2	606925
21300	17,0	13.0460-3902.2	603902	21430	17,3	13.0460-7088.2	607088	21520	17,5	13.0460-2805.2	602805
21301	15,5	13.0460-3504.2	603504	21432	17,3	13.0460-7058.2	607058	21521	17,5	13.0460-2805.2	602805
21303	18,9	13.0460-9033.2	609033	21436	16,2	13.0460-3951.2	603951	21522	17,5	13.0460-2805.2	602805
21304	18,5	13.0460-6036.2	606036	21436	17,0	13.0460-3807.2	603807	21539	15,0	13.0460-5974.2	605974
21305	15,7	13.0460-4047.2	604047	21436	17,0	13.0460-3838.2	603838	21540	15,0	13.0460-5974.2	605974
21305	15,7	13.0470-4047.2	LD4047	21436	17,0	13.0460-3950.2	603950	21541	15,0	13.0460-5974.2	605974
21306	16,8	13.0460-2847.2	602847	21436	17,0	13.0470-3838.2	LD3838	21543	16,5	13.0460-5942.2	605942
21312	12,8	13.0460-5998.2	605998	21439	20,3	13.0460-2975.2	602975	21544	16,5	13.0460-5942.2	605942
21313	12,8	13.0460-5998.2	605998	21439	20,3	13.0470-2975.2	LD2975	21545	14,9	13.0460-5986.2	605986
21314	12,8	13.0460-5998.2	605998	21452	18,5	13.0460-2700.2	602700	21546	16,7	13.0460-5950.2	605950
21319	14,9	13.0460-5625.2	605625	21452	18,5	13.0460-2701.2	602701	21552	14,5	13.0460-5979.2	605979
21320	14,9	13.0460-5625.2	605625	21452	18,5	13.0460-2705.2	602705	21553	14,0	13.0460-5874.2	605874
21321	14,9	13.0460-5625.2	605625	21452	18,5	13.0460-2717.2	602717	21554	14,0	13.0460-5874.2	605874
21322	15,0	13.0460-5920.2	605920	21454	17,0	13.0460-2700.2	602700	21555	14,0	13.0460-5874.2	605874
21323	15,0	13.0460-5920.2	605920	21454	17,0	13.0460-2701.2	602701	21557	19,0	13.0460-2979.2	602979
21324	15,0	13.0460-5920.2	605920	21454	17,0	13.0460-2705.2	602705	21558	13,0	13.0460-5995.2	605995
21333	15,0	13.0460-5985.2	605985	21454	17,0	13.0460-2717.2	602717	21559	11,5	13.0460-5972.2	605972
21334	15,0	13.0460-5985.2	605985	21459	17,5	13.0460-6922.2	606922	21561	17,0	13.0460-5716.2	605716
21335	15,0	13.0460-5985.2	605985	21459	18,5	13.0460-6916.2	606916	21562	17,0	13.0460-5716.2	605716
21347	17,0	13.0460-5957.2	605957	21460	18,0	13.0460-2981.2	602981	21569	14,9	13.0460-5627.2	605627
21348	17,0	13.0460-5957.2	605957	21463	18,0	13.0460-2834.2	602834	21570	15,9	13.0460-5627.2	605627
21349	17,0	13.0460-5957.2	605957	21468	15,5	13.0460-5722.2	605722	21576	20,7	13.0460-7196.2	607196
21353	16,5	13.0460-7051.2	607051	21469	18,0	13.0460-3959.2	603959	21577	20,7	13.0460-7196.2	607196
21355	13,5	13.0460-5970.2	605970	21470	18,0	13.0460-3960.2	603960	21579	19,8	13.0460-7165.2	607165
21356	13,5	13.0460-5970.2	605970	21471	18,0	13.0460-4965.2	604965	21580	14,6	13.0460-4974.2	604974
21357	13,5	13.0460-5970.2	605970	21479	19,2	13.0460-2838.2	602838	21582	17,5	13.0460-7056.2	607056
21358	19,8	13.0460-7163.2	607163	21479	19,2	13.0460-2982.2	602982	21586	15,0	13.0460-3963.2	603963
21358	19,8	13.0460-7165.2	607165	21481	15,5	13.0460-5959.2	605959	21586	15,0	13.0460-3964.2	603964
21363	15,8	13.0460-5958.2	605958	21484	20,5	13.0460-7183.2	607183	21592	18,8	13.0460-7084.2	607084
21365	17,0	13.0460-3949.2	603949	21485	20,5	13.0460-7183.2	607183	21593	18,8	13.0460-7084.2	607084
21366	19,3	13.0460-2806.2	602806	21486	19,3	13.0460-7078.2	607078	21595	18,3	13.0460-2836.2	602836
21368	18,3	13.0460-2815.2	602815	21486	19,3	13.0470-7078.2	LD7078	21596	18,3	13.0460-2836.2	602836
21369	15,5	13.0460-5968.2	605968	21487	17,3	13.0460-7079.2	607079	21597	11,0	13.0460-3822.2	603822
21373	16,0	13.0460-5940.2	605940	21487	17,3	13.0470-7079.2	LD7079	21600	11,0	13.0460-3822.2	603822
21374	16,0	13.0460-5940.2	605940	21495	17,0	13.0460-5978.2	605978	21601	17,5	13.0460-5951.2	605951
21375	16,0	13.0460-5940.2	605940	21496	17,0	13.0460-5978.2	605978	21602	17,5	13.0460-5951.2	605951






Vergleichsliste WVA → ATE

Cross reference list WVA → ATE - Tabella di conversione codici WVA → ATE

Liste des correspondances WVA → ATE - Lista referencias WVA → ATE



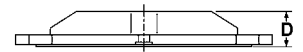
WVA	D		WVA	D		WVA	D				
21603	17,5	13.0460-5951.2	605951	21676	20,3	13.0460-7089.2	607089	21794	19,3	13.0470-7203.2	LD7203
21606	16,7	13.0460-2827.2	602827	21676	20,3	13.0460-7155.2	607155	21794	19,4	13.0460-7087.2	607087
21613	18,0	13.0460-2981.2	602981	21676	20,3	13.0470-7089.2	LD7089	21794	19,4	13.0470-7087.2	LD7087
21614	17,7	13.0460-2825.2	602825	21676	20,3	13.0470-7155.2	LD7155	21795	19,8	13.0460-7086.2	607086
21615	17,7	13.0460-2825.2	602825	21677	20,3	13.0460-7089.2	607089	21795	19,8	13.0470-7086.2	LD7086
21616	17,7	13.0460-2825.2	602825	21677	20,3	13.0470-7089.2	LD7089	21797	19,7	13.0460-2850.2	602850
21621	17,3	13.0460-7083.2	607083	21679	15,0	13.0460-5992.2	605992	21797	19,7	13.0460-2976.2	602976
21622	17,3	13.0460-7083.2	607083	21680	15,0	13.0460-5992.2	605992	21798	19,7	13.0460-2976.2	602976
21624	20,3	13.0460-7077.2	607077	21681	15,0	13.0460-5992.2	605992	21799	19,7	13.0460-2852.2	602852
21626	15,0	13.0460-5956.2	605956	21688	15,3	13.0460-5862.2	605862	21799	19,7	13.0460-2977.2	602977
21631	17,0	13.0460-3956.2	603956	21689	15,5	13.0460-5892.2	605892	21800	19,7	13.0460-2977.2	602977
21632	16,0	13.0460-3972.2	603972	21691	17,3	13.0460-7090.2	607090	21801	19,0	13.0460-2978.2	602978
21635	18,0	13.0460-2973.2	602973	21691	17,3	13.0470-7090.2	LD7090	21802	19,0	13.0460-2978.2	602978
21635	18,7	13.0460-2839.2	602839	21694	16,3	13.0460-5820.2	605820	21815	18,8	13.0460-8009.2	608009
21636	19,3	13.0460-7069.2	607069	21695	16,3	13.0460-5820.2	605820	21816	16,8	13.0460-8009.2	608009
21636	19,3	13.0460-7181.2	607181	21696	16,3	13.0460-5820.2	605820	21817	16,8	13.0460-8009.2	608009
21636	19,3	13.0470-7181.2	LD7181	21697	15,0	13.0460-5943.2	605943	21822	17,5	13.0460-5897.2	605897
21637	19,3	13.0460-7069.2	607069	21698	15,0	13.0460-5943.2	605943	21823	17,5	13.0460-5897.2	605897
21637	19,3	13.0460-7112.2	607112	21699	15,0	13.0460-5943.2	605943	21824	17,5	13.0460-5897.2	605897
21637	19,3	13.0460-7140.2	607140	21703	15,0	13.0460-5850.2	605850	21825	17,5	13.0460-5897.2	605897
21637	19,3	13.0460-7180.2	607180	21704	15,0	13.0460-5850.2	605850	21827	17,3	13.0460-7088.2	607088
21637	19,3	13.0460-7181.2	607181	21705	15,0	13.0460-5850.2	605850	21829	20,3	13.0460-7091.2	607091
21637	19,3	13.0470-7140.2	LD7140	21706	15,5	13.0460-5980.2	605980	21829	20,3	13.0460-7173.2	607173
21637	19,3	13.0470-7181.2	LD7181	21707	15,5	13.0460-5980.2	605980	21832	14,9	13.0460-4058.2	604058
21638	17,5	13.0460-7060.2	607060	21708	15,5	13.0460-5980.2	605980	21832	14,9	13.0460-5924.2	605924
21641	19,3	13.0460-7140.2	607140	21713	16,0	13.0460-5626.2	605626	21833	15,0	13.0460-5840.2	605840
21641	19,3	13.0470-7140.2	LD7140	21713	16,5	13.0460-5983.2	605983	21834	15,0	13.0460-5840.2	605840
21642	19,3	13.0460-7078.2	607078	21714	16,0	13.0460-5626.2	605626	21840	14,4	13.0460-5981.2	605981
21642	19,3	13.0470-7078.2	LD7078	21715	16,0	13.0460-5626.2	605626	21841	14,4	13.0460-5981.2	605981
21643	17,8	13.0460-5405.2	605405	21716	16,0	13.0460-5808.2	605808	21842	14,4	13.0460-5981.2	605981
21643	17,8	13.0470-5405.2	LD5405	21717	16,0	13.0460-5808.2	605808	21845	16,5	13.0460-5926.2	605926
21644	17,8	13.0460-5405.2	605405	21718	16,0	13.0460-5808.2	605808	21846	16,5	13.0460-5926.2	605926
21644	17,8	13.0470-5405.2	LD5405	21719	15,0	13.0460-5929.2	605929	21847	16,5	13.0460-5926.2	605926
21646	20,3	13.0460-7077.2	607077	21720	15,0	13.0460-5929.2	605929	21848	19,8	13.0460-7076.2	607076
21647	16,0	13.0460-5952.2	605952	21721	15,0	13.0460-5929.2	605929	21848	19,8	13.0460-7143.2	607143
21648	16,0	13.0460-5952.2	605952	21724	19,3	13.0460-2816.2	602816	21849	20,3	13.0460-7076.2	607076
21649	16,0	13.0460-5952.2	605952	21725	16,8	13.0460-5933.2	605933	21849	20,3	13.0460-7143.2	607143
21650	15,0	13.0460-5889.2	605889	21726	16,8	13.0460-5933.2	605933	21854	15,0	13.0460-5640.2	605640
21650	15,0	13.0460-5953.2	605953	21727	16,8	13.0460-5933.2	605933	21856	15,0	13.0460-5640.2	605640
21650	15,5	13.0460-5713.2	605713	21730	14,0	13.0460-5763.2	605763	21857	17,7	13.0460-4066.2	604066
21651	17,5	13.0460-5982.2	605982	21730	14,9	13.0460-5763.2	605763	21861	15,2	13.0460-2831.2	602831
21652	17,5	13.0460-5982.2	605982	21738	13,5	13.0460-5731.2	605731	21861	15,2	13.0460-2897.2	602897
21653	17,5	13.0460-5982.2	605982	21749	19,3	13.0460-2816.2	602816	21866	15,3	13.0460-7101.2	607101
21654	15,0	13.0460-5944.2	605944	21766	13,5	13.0460-5973.2	605973	21866	17,2	13.0460-7100.2	607100
21655	15,0	13.0460-5944.2	605944	21768	15,8	13.0460-5958.2	605958	21866	17,2	13.0460-7164.2	607164
21656	15,0	13.0460-5944.2	605944	21769	15,8	13.0460-5958.2	605958	21866	17,2	13.0470-7100.2	LD7100
21657	16,4	13.0460-5941.2	605941	21773	15,0	13.0460-5872.2	605872	21866	19,7	13.0460-7072.2	607072
21658	16,4	13.0460-5941.2	605941	21774	15,0	13.0460-5872.2	605872	21868	15,3	13.0460-7101.2	607101
21659	16,4	13.0460-5941.2	605941	21775	15,0	13.0460-5745.2	605745	21868	17,2	13.0460-7100.2	607100
21664	19,8	13.0460-7086.2	607086	21776	15,0	13.0460-5745.2	605745	21868	17,2	13.0460-7164.2	607164
21664	19,8	13.0470-7086.2	LD7086	21777	14,7	13.0460-5893.2	605893	21868	17,2	13.0470-7100.2	LD7100
21670	19,3	13.0460-7203.2	607203	21778	14,7	13.0460-5893.2	605893	21868	19,7	13.0460-7072.2	607072
21670	19,3	13.0470-7203.2	LD7203	21779	14,7	13.0460-5893.2	605893	21872	14,5	13.0460-5826.2	605826
21670	19,4	13.0460-7087.2	607087	21780	15,5	13.0460-5968.2	605968	21873	14,5	13.0460-5826.2	605826
21670	19,4	13.0470-7087.2	LD7087	21781	15,5	13.0460-5968.2	605968	21874	14,5	13.0460-5826.2	605826
21674	19,0	13.0460-2817.2	602817	21792	15,2	13.0460-4988.2	604988	21875	16,0	13.0460-5927.2	605927
21674	19,4	13.0460-2844.2	602844	21794	19,3	13.0460-7203.2	607203	21876	16,0	13.0460-5927.2	605927






Vergleichsliste WVA → ATE

Cross reference list WVA → ATE - Tabella di conversione codici WVA → ATE

Liste des correspondances WVA → ATE - Lista referencias WVA → ATE



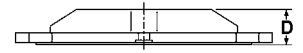
WVA	D		WVA	D		WVA	D				
21877	16,0	13.0460-5927.2	605927	21952	15,0	13.0460-5898.2	605898	23073	18,8	13.0470-7145.2	LD7145
21879	18,6	13.0460-5955.2	605955	21953	15,0	13.0460-5898.2	605898	23074	18,8	13.0460-7145.2	607145
21880	18,6	13.0460-5955.2	605955	21954	15,0	13.0460-5898.2	605898	23074	18,8	13.0470-7145.2	LD7145
21881	18,6	13.0460-5955.2	605955	21961	15,5	13.0460-5845.2	605845	23076	17,5	13.0460-7135.2	607135
21883	19,8	13.0460-7102.2	607102	21962	18,0	13.0460-7063.2	607063	23076	17,5	13.0470-7135.2	LD7135
21883	19,8	13.0460-7124.2	607124	21965	15,0	13.0460-4986.2	604986	23077	17,5	13.0460-7135.2	607135
21885	20,4	13.0460-7102.2	607102	21966	15,0	13.0460-4986.2	604986	23077	17,5	13.0470-7135.2	LD7135
21885	20,4	13.0460-7124.2	607124	21975	18,2	13.0460-5809.2	605809	23078	15,9	13.0460-4069.2	604069
21886	19,0	13.0460-2817.2	602817	21976	18,2	13.0460-5809.2	605809	23080	15,0	13.0460-5987.2	605987
21886	19,4	13.0460-2844.2	602844	21977	18,2	13.0460-5809.2	605809	23081	18,0	13.0460-5718.2	605718
21888	18,1	13.0460-2832.2	602832	21980	18,0	13.0460-3977.2	603977	23082	18,0	13.0460-5718.2	605718
21889	18,1	13.0460-2832.2	602832	21981	18,0	13.0460-3977.2	603977	23083	18,0	13.0460-5718.2	605718
21891	17,3	13.0460-7090.2	607090	21983	17,2	13.0460-2853.2	602853	23092	15,6	13.0460-4803.2	604803
21891	17,3	13.0470-7090.2	LD7090	21999	15,8	13.0460-3979.2	603979	23092	15,6	13.0460-4804.2	604804
21897	18,5	13.0460-6916.2	606916	23001	15,8	13.0460-3979.2	603979	23092	15,6	13.0470-4803.2	LD4803
21899	15,3	13.0460-4065.2	604065	23004	15,9	13.0460-5988.2	605988	23092	16,0	13.0460-4851.2	604851
21899	15,3	13.0470-4065.2	LD4065	23005	15,9	13.0460-5988.2	605988	23092	16,0	13.0460-4971.2	604971
21900	15,0	13.0460-4060.2	604060	23006	15,9	13.0460-5988.2	605988	23092	16,0	13.0460-4973.2	604973
21904	16,9	13.0460-7085.2	607085	23018	20,3	13.0460-7110.2	607110	23092	16,0	13.0460-4991.2	604991
21907	15,5	13.0460-5864.2	605864	23018	20,3	13.0470-7110.2	LD7110	23092	16,0	13.0470-4851.2	LD4851
21908	15,5	13.0460-5864.2	605864	23019	20,3	13.0460-7110.2	607110	23092	16,0	13.0470-4971.2	LD4971
21909	15,5	13.0460-5864.2	605864	23019	20,3	13.0470-7110.2	LD7110	23092	16,3	13.0460-4854.2	604854
21910	19,8	13.0460-7163.2	607163	23020	17,9	13.0460-3985.2	603985	23092	16,3	13.0470-4854.2	LD4854
21911	20,3	13.0460-7081.2	607081	23021	18,9	13.0460-3990.2	603990	23093	16,6	13.0460-5807.2	605807
21911	20,3	13.0460-7122.2	607122	23022	20,9	13.0460-3980.2	603980	23094	16,5	13.0460-5825.2	605825
21911	20,3	13.0470-7081.2	LD7081	23023	14,8	13.0460-5841.2	605841	23097	17,1	13.0460-5861.2	605861
21911	20,3	13.0470-7122.2	LD7122	23024	14,8	13.0460-5841.2	605841	23099	18,4	13.0460-2735.2	602735
21915	17,2	13.0460-5851.2	605851	23025	14,8	13.0460-5841.2	605841	23099	18,4	13.0460-2870.2	602870
21919	15,3	13.0460-4064.2	604064	23034	18,8	13.0460-7123.2	607123	23100	18,4	13.0460-2735.2	602735
21919	15,3	13.0470-4064.2	LD4064	23034	18,8	13.0460-7154.2	607154	23110	16,0	13.0460-4971.2	604971
21920	14,6	13.0460-2830.2	602830	23034	19,4	13.0460-7156.2	607156	23110	16,0	13.0470-4971.2	LD4971
21920	16,6	13.0460-2896.2	602896	23036	19,4	13.0460-7123.2	607123	23111	15,6	13.0460-4803.2	604803
21927	17,9	13.0460-7065.2	607065	23042	19,0	13.0460-3957.2	603957	23111	15,6	13.0470-4803.2	LD4803
21927	17,9	13.0460-7067.2	607067	23043	16,0	13.0460-8003.2	608003	23111	16,0	13.0460-4851.2	604851
21927	17,9	13.0460-7133.2	607133	23044	16,0	13.0460-8003.2	608003	23111	16,0	13.0460-4971.2	604971
21928	17,9	13.0460-7065.2	607065	23057	20,2	13.0460-7116.2	607116	23111	16,0	13.0470-4851.2	LD4851
21928	17,9	13.0460-7133.2	607133	23057	20,2	13.0470-7116.2	LD7116	23111	16,0	13.0470-4971.2	LD4971
21929	17,9	13.0460-7065.2	607065	23058	19,6	13.0460-7116.2	607116	23112	19,1	13.0460-7144.2	607144
21929	17,9	13.0460-7067.2	607067	23058	19,6	13.0470-7116.2	LD7116	23114	19,1	13.0460-7144.2	607144
21930	17,9	13.0460-7064.2	607064	23059	19,6	13.0460-7116.2	607116	23115	19,8	13.0460-7091.2	607091
21930	17,9	13.0460-7068.2	607068	23059	19,6	13.0470-7116.2	LD7116	23116	19,6	13.0460-7173.2	607173
21930	17,9	13.0460-7114.2	607114	23063	17,5	13.0460-7115.2	607115	23117	19,6	13.0460-7173.2	607173
21930	17,9	13.0460-7125.2	607125	23063	17,5	13.0470-7115.2	LD7115	23119	17,5	13.0460-2875.2	602875
21931	17,9	13.0460-7064.2	607064	23064	17,5	13.0460-7115.2	607115	23119	17,5	13.0460-2876.2	602876
21931	17,9	13.0460-7125.2	607125	23064	17,5	13.0470-7115.2	LD7115	23124	19,0	13.0460-2829.2	602829
21932	17,9	13.0460-7064.2	607064	23065	17,5	13.0460-7115.2	607115	23125	19,0	13.0460-2829.2	602829
21932	17,9	13.0460-7068.2	607068	23065	17,5	13.0470-7115.2	LD7115	23126	17,5	13.0460-7138.2	607138
21937	15,5	13.0460-4814.2	604814	23066	18,5	13.0460-7115.2	607115	23130	19,6	13.0460-7111.2	607111
21937	15,5	13.0460-4815.2	604815	23066	18,5	13.0470-7115.2	LD7115	23130	19,6	13.0460-7117.2	607117
21937	15,5	13.0470-4814.2	LD4814	23067	18,5	13.0460-7115.2	607115	23130	19,6	13.0470-7111.2	LD7111
21945	16,0	13.0460-2821.2	602821	23067	18,5	13.0470-7115.2	LD7115	23130	19,6	13.0470-7117.2	LD7117
21945	19,6	13.0460-2822.2	602822	23070	17,0	13.0460-2776.2	602776	23131	19,6	13.0460-7111.2	607111
21945	19,6	13.0460-2837.2	602837	23070	17,0	13.0460-2833.2	602833	23131	19,6	13.0460-7117.2	607117
21945	19,6	13.0470-2837.2	LD2837	23070	17,0	13.0470-2776.2	LD2776	23131	19,6	13.0470-7111.2	LD7111
21947	15,4	13.0460-5744.2	605744	23070	17,0	13.0470-2833.2	LD2833	23131	19,6	13.0470-7117.2	LD7117
21948	13,5	13.0460-5969.2	605969	23070	17,0	13.0460-2828.2	602828	23135	18,0	13.0460-3986.2	603986
21949	13,5	13.0460-5969.2	605969	23073	18,8	13.0460-7145.2	607145	23137	18,0	13.0460-3986.2	603986






Vergleichsliste WVA → ATE

Cross reference list WVA → ATE - Tabella di conversione codici WVA → ATE

Liste des correspondances WVA → ATE - Lista referencias WVA → ATE



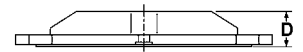
WVA	D		WVA	D		WVA	D				
23138	14,6	13.0460-2712.2	602712	23206	18,0	13.0460-4968.2	604968	23270	19,8	13.0460-7153.2	607153
23138	14,6	13.0460-2855.2	602855	23206	18,0	13.0460-4985.2	604985	23271	17,4	13.0460-4984.2	604984
23138	14,6	13.0470-2712.2	LD2712	23207	18,0	13.0460-4968.2	604968	23271	17,4	13.0460-4990.2	604990
23138	14,6	13.0470-2855.2	LD2855	23207	18,0	13.0460-4985.2	604985	23271	17,4	13.0470-4984.2	LD4984
23140	19,4	13.0460-7105.2	607105	23212	20,3	13.0460-7296.2	607296	23271	17,4	13.0470-4990.2	LD4990
23140	19,4	13.0460-7139.2	607139	23212	20,3	13.0470-7296.2	LD7296	23273	17,8	13.0460-3998.2	603998
23140	19,4	13.0470-7139.2	LD7139	23213	20,3	13.0460-7296.2	607296	23276	17,2	13.0460-3996.2	603996
23141	19,4	13.0460-7105.2	607105	23213	20,3	13.0470-7296.2	LD7296	23277	17,7	13.0460-3997.2	603997
23141	19,4	13.0460-7139.2	607139	23215	17,5	13.0460-7248.2	607248	23279	18,4	13.0460-3987.2	603987
23141	19,4	13.0470-7139.2	LD7139	23215	18,3	13.0460-7157.2	607157	23279	18,4	13.0470-3987.2	LD3987
23142	15,1	13.0460-4818.2	604818	23215	18,3	13.0460-7221.2	607221	23280	17,5	13.0460-2875.2	602875
23143	15,1	13.0460-4818.2	604818	23215	18,3	13.0470-7157.2	LD7157	23280	17,5	13.0460-2876.2	602876
23144	19,8	13.0460-2726.2	602726	23215	18,3	13.0470-7221.2	LD7221	23281	18,3	13.0460-7161.2	607161
23144	19,8	13.0460-2727.2	602727	23217	17,5	13.0460-7248.2	607248	23281	18,3	13.0470-7161.2	LD7161
23144	19,8	13.0470-2726.2	LD2726	23217	18,3	13.0460-7157.2	607157	23282	18,3	13.0460-7161.2	607161
23144	19,8	13.0470-2727.2	LD2727	23217	18,3	13.0470-7157.2	LD7157	23282	18,3	13.0470-7161.2	LD7161
23145	19,8	13.0460-2726.2	602726	23218	18,0	13.0460-7113.2	607113	23284	14,0	13.0460-2858.2	602858
23145	19,8	13.0460-2727.2	602727	23218	18,0	13.0460-7128.2	607128	23284	14,0	13.0470-2858.2	LD2858
23145	19,8	13.0470-2726.2	LD2726	23218	18,0	13.0460-7132.2	607132	23289	19,3	13.0460-7140.2	607140
23145	19,8	13.0470-2727.2	LD2727	23220	18,0	13.0460-7113.2	607113	23289	19,3	13.0470-7140.2	LD7140
23146	17,0	13.0460-3973.2	603973	23220	18,0	13.0460-7128.2	607128	23290	15,5	13.0460-5890.2	605890
23154	19,0	13.0460-7121.2	607121	23222	19,3	13.0460-7112.2	607112	23296	14,5	13.0460-5837.2	605837
23155	19,0	13.0460-7121.2	607121	23222	19,3	13.0460-7180.2	607180	23297	14,5	13.0460-5837.2	605837
23157	15,8	13.0460-4977.2	604977	23224	16,5	13.0460-2872.2	602872	23298	14,5	13.0460-5837.2	605837
23157	15,8	13.0470-4977.2	LD4977	23224	16,5	13.0460-2874.2	602874	23299	14,5	13.0460-5837.2	605837
23158	17,5	13.0460-5830.2	605830	23225	17,0	13.0460-2857.2	602857	23300	18,0	13.0460-3965.2	603965
23160	17,3	13.0460-5727.2	605727	23225	17,0	13.0470-2857.2	LD2857	23301	18,0	13.0460-3965.2	603965
23163	20,4	13.0460-7124.2	607124	23226	17,0	13.0460-2857.2	602857	23302	18,0	13.0460-3946.2	603946
23164	17,3	13.0460-5727.2	605727	23226	17,0	13.0470-2857.2	LD2857	23305	15,2	13.0460-4921.2	604921
23168	19,0	13.0460-2987.2	602987	23228	18,1	13.0460-7108.2	607108	23309	17,3	13.0460-7169.2	607169
23169	19,4	13.0460-2869.2	602869	23229	18,1	13.0460-7129.2	607129	23309	17,3	13.0470-7169.2	LD7169
23172	18,0	13.0460-2895.2	602895	23234	16,8	13.0460-5863.2	605863	23310	17,3	13.0460-7169.2	607169
23176	18,7	13.0460-2839.2	602839	23234	16,8	13.0460-5994.2	605994	23310	17,3	13.0470-7169.2	LD7169
23177	14,2	13.0460-2826.2	602826	23234	16,9	13.0460-5859.2	605859	23312	20,3	13.0460-7167.2	607167
23178	16,6	13.0460-5755.2	605755	23235	16,8	13.0460-5863.2	605863	23312	20,3	13.0470-7167.2	LD7167
23181	17,9	13.0460-7114.2	607114	23235	16,9	13.0460-5859.2	605859	23313	20,3	13.0460-7238.2	607238
23183	20,3	13.0460-7155.2	607155	23236	16,8	13.0460-5863.2	605863	23313	20,3	13.0470-7238.2	LD7238
23183	20,3	13.0470-7155.2	LD7155	23236	16,9	13.0460-5859.2	605859	23314	15,0	13.0460-5857.2	605857
23184	14,8	13.0460-5880.2	605880	23237	14,5	13.0460-5993.2	605993	23323	14,6	13.0460-4974.2	604974
23185	14,8	13.0460-5880.2	605880	23238	16,0	13.0460-5803.2	605803	23324	20,3	13.0460-7143.2	607143
23187	19,6	13.0460-7117.2	607117	23239	16,0	13.0460-5803.2	605803	23325	16,0	13.0460-4973.2	604973
23187	19,6	13.0470-7117.2	LD7117	23240	16,0	13.0460-5803.2	605803	23325	16,4	13.0460-4855.2	604855
23189	16,7	13.0460-8005.2	608005	23241	16,1	13.0460-5996.2	605996	23326	17,4	13.0460-2882.2	602882
23189	16,7	13.0460-8007.2	608007	23245	18,3	13.0460-7158.2	607158	23326	17,4	13.0460-2888.2	602888
23190	16,7	13.0460-8005.2	608005	23245	18,3	13.0460-7159.2	607159	23326	17,4	13.0460-2889.2	602889
23190	16,7	13.0460-8007.2	608007	23245	18,3	13.0460-7222.2	607222	23326	17,4	13.0460-2890.2	602890
23191	16,7	13.0460-8005.2	608005	23245	18,3	13.0470-7158.2	LD7158	23326	17,4	13.0470-2888.2	LD2888
23192	16,7	13.0460-8005.2	608005	23245	18,3	13.0470-7159.2	LD7159	23329	17,0	13.0460-4987.2	604987
23192	16,7	13.0460-8007.2	608007	23247	18,3	13.0460-7158.2	607158	23330	17,0	13.0460-4999.2	604999
23193	16,4	13.0460-8004.2	608004	23247	18,3	13.0470-7158.2	LD7158	23332	18,0	13.0460-3978.2	603978
23194	16,4	13.0460-8004.2	608004	23248	18,3	13.0460-7159.2	607159	23333	18,0	13.0460-3978.2	603978
23195	17,4	13.0460-8004.2	608004	23248	18,3	13.0470-7159.2	LD7159	23334	16,7	13.0460-7171.2	607171
23196	17,4	13.0460-8004.2	608004	23258	16,5	13.0460-3976.2	603976	23334	16,7	13.0470-7171.2	LD7171
23200	18,0	13.0460-7148.2	607148	23259	16,5	13.0460-3976.2	603976	23335	16,7	13.0460-7171.2	607171
23201	18,0	13.0460-7148.2	607148	23262	16,5	13.0460-3976.2	603976	23335	16,7	13.0470-7171.2	LD7171
23202	17,8	13.0460-7213.2	607213	23263	16,5	13.0460-3976.2	603976	23340	17,0	13.0460-5800.2	605800
23202	18,3	13.0460-7142.2	607142	23269	19,8	13.0460-7153.2	607153	23341	17,0	13.0460-5800.2	605800






Vergleichsliste WVA → ATE

Cross reference list WVA → ATE - Tabella di conversione codici WVA → ATE

Liste des correspondances WVA → ATE - Lista referencias WVA → ATE



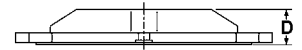
WVA	D		WVA	D		WVA	D				
23342	17,0	13.0460-5800.2	605800	23429	15,5	13.0460-5748.2	605748	23502	16,0	13.0460-5717.2	605717
23343	13,5	13.0460-5731.2	605731	23434	18,0	13.0460-3856.2	603856	23502	16,0	13.0460-5751.2	605751
23344	13,5	13.0460-5731.2	605731	23434	18,7	13.0460-3992.2	603992	23503	16,0	13.0460-5717.2	605717
23346	19,0	13.0460-2862.2	602862	23435	18,0	13.0460-3856.2	603856	23503	16,0	13.0460-5751.2	605751
23347	20,3	13.0460-7167.2	607167	23435	18,7	13.0460-3992.2	603992	23504	16,0	13.0460-5717.2	605717
23347	20,3	13.0460-7237.2	607237	23436	18,0	13.0460-3856.2	603856	23504	16,0	13.0460-5751.2	605751
23347	20,3	13.0470-7167.2	LD7167	23437	18,0	13.0460-3856.2	603856	23507	15,2	13.0460-5887.2	605887
23347	20,3	13.0470-7237.2	LD7237	23440	17,6	13.0460-7186.2	607186	23508	15,2	13.0460-5887.2	605887
23348	16,5	13.0460-5811.2	605811	23441	18,1	13.0460-7186.2	607186	23509	15,2	13.0460-5887.2	605887
23349	16,5	13.0460-5811.2	605811	23442	15,3	13.0460-5896.2	605896	23510	16,5	13.0460-5810.2	605810
23350	16,5	13.0460-5811.2	605811	23443	15,3	13.0460-5896.2	605896	23511	16,5	13.0460-5810.2	605810
23353	14,8	13.0460-2835.2	602835	23444	15,3	13.0460-5896.2	605896	23512	16,5	13.0460-5810.2	605810
23354	13,0	13.0460-5834.2	605834	23445	19,2	13.0460-2838.2	602838	23513	17,0	13.0460-5891.2	605891
23358	18,0	13.0460-8002.2	608002	23446	16,5	13.0460-2872.2	602872	23514	15,9	13.0460-5627.2	605627
23359	18,0	13.0460-8002.2	608002	23446	16,5	13.0460-2874.2	602874	23515	15,8	13.0460-5884.2	605884
23360	18,0	13.0460-8002.2	608002	23447	17,3	13.0460-7168.2	607168	23516	17,2	13.0460-2859.2	602859
23361	14,8	13.0460-8011.2	608011	23447	17,3	13.0460-7232.2	607232	23517	16,6	13.0460-2867.2	602867
23362	14,8	13.0460-8011.2	608011	23447	17,3	13.0470-7168.2	LD7168	23517	16,6	13.0470-2867.2	LD2867
23363	14,8	13.0460-8011.2	608011	23447	17,3	13.0470-7232.2	LD7232	23517	17,2	13.0460-2763.2	602763
23378	20,1	13.0460-7172.2	607172	23448	20,8	13.0460-7170.2	607170	23518	17,0	13.0460-5885.2	605885
23378	20,1	13.0470-7172.2	LD7172	23449	20,8	13.0460-7170.2	607170	23519	17,0	13.0460-5885.2	605885
23379	20,1	13.0460-7172.2	607172	23450	17,5	13.0460-5712.2	605712	23520	17,0	13.0460-5885.2	605885
23379	20,1	13.0470-7172.2	LD7172	23451	17,5	13.0460-5712.2	605712	23521	14,0	13.0460-5812.2	605812
23384	18,3	13.0460-5923.2	605923	23452	19,0	13.0460-2720.2	602720	23522	14,0	13.0460-5812.2	605812
23385	18,3	13.0460-5923.2	605923	23454	14,9	13.0460-5989.2	605989	23523	14,0	13.0460-5812.2	605812
23387	12,6	13.0460-5865.2	605865	23455	13,7	13.0460-5871.2	605871	23524	17,4	13.0460-5746.2	605746
23388	12,6	13.0460-5865.2	605865	23456	13,7	13.0460-5871.2	605871	23525	17,4	13.0460-5746.2	605746
23389	12,6	13.0460-5865.2	605865	23457	13,7	13.0460-5871.2	605871	23526	17,5	13.0460-5817.2	605817
23392	20,3	13.0460-7122.2	607122	23458	15,6	13.0460-2721.2	602721	23527	14,5	13.0460-5827.2	605827
23392	20,3	13.0470-7122.2	LD7122	23463	16,6	13.0460-5807.2	605807	23528	17,1	13.0460-5861.2	605861
23393	19,6	13.0460-2837.2	602837	23471	14,5	13.0460-6923.2	606923	23529	17,1	13.0460-5861.2	605861
23393	19,6	13.0470-2837.2	LD2837	23471	17,5	13.0460-6924.2	606924	23530	16,6	13.0460-5755.2	605755
23394	13,7	13.0460-7177.2	607177	23478	14,6	13.0460-4819.2	604819	23531	16,6	13.0460-5755.2	605755
23394	13,7	13.0460-7178.2	607178	23478	16,5	13.0460-4998.2	604998	23532	20,1	13.0460-2959.2	602959
23395	13,7	13.0460-7177.2	607177	23480	19,3	13.0460-5813.2	605813	23533	20,1	13.0460-2959.2	602959
23395	13,7	13.0460-7178.2	607178	23481	19,3	13.0460-5813.2	605813	23534	20,1	13.0460-2959.2	602959
23397	19,4	13.0460-7224.2	607224	23482	15,8	13.0460-7137.2	607137	23536	17,6	13.0460-5792.2	605792
23399	19,4	13.0460-7224.2	607224	23482	15,8	13.0460-7251.2	607251	23537	17,6	13.0460-5792.2	605792
23400	15,5	13.0460-5838.2	605838	23482	15,8	13.0460-7253.2	607253	23538	17,6	13.0460-5792.2	605792
23402	20,1	13.0460-7172.2	607172	23482	15,8	13.0470-7137.2	LD7137	23539	17,3	13.0460-5749.2	605749
23402	20,1	13.0470-7172.2	LD7172	23482	15,8	13.0470-7251.2	LD7251	23543	14,4	13.0460-5833.2	605833
23403	20,1	13.0460-7172.2	607172	23482	16,6	13.0460-7194.2	607194	23544	14,4	13.0460-5833.2	605833
23403	20,1	13.0470-7172.2	LD7172	23482	16,6	13.0460-7195.2	607195	23545	14,4	13.0460-5833.2	605833
23404	20,6	13.0460-7199.2	607199	23482	16,6	13.0460-7209.2	607209	23550	17,3	13.0460-7225.2	607225
23405	20,1	13.0460-7199.2	607199	23482	16,6	13.0460-7278.2	607278	23550	17,3	13.0470-7225.2	LD7225
23407	19,0	13.0460-2871.2	602871	23482	16,6	13.0470-7194.2	LD7194	23551	17,3	13.0460-7225.2	607225
23409	19,3	13.0460-2881.2	602881	23482	16,6	13.0470-7195.2	LD7195	23551	17,3	13.0470-7225.2	LD7225
23410	15,0	13.0460-3964.2	603964	23482	16,6	13.0470-7195.2	LD7195	23552	18,1	13.0460-7126.2	607126
23411	15,0	13.0460-3964.2	603964	23482	16,7	13.0460-7160.2	607160	23552	18,1	13.0460-7126.2	607126
23417	15,3	13.0460-2868.2	602868	23483	15,8	13.0460-7137.2	607137	23554	16,0	13.0460-2753.2	602753
23417	15,3	13.0470-2868.2	LD2868	23483	15,8	13.0470-7137.2	LD7137	23554	16,3	13.0460-2775.2	602775
23418	19,4	13.0460-7154.2	607154	23483	16,7	13.0460-7160.2	607160	23554	16,3	13.0460-2860.2	602860
23418	19,4	13.0460-7156.2	607156	23487	15,5	13.0460-5854.2	605854	23554	16,3	13.0470-2860.2	LD2860
23419	19,4	13.0460-7154.2	607154	23488	15,4	13.0460-5853.2	605853	23554	16,4	13.0460-2845.2	602845
23420	16,5	13.0460-5842.2	605842	23489	16,3	13.0460-4841.2	604841	23554	16,4	13.0470-2845.2	LD2845
23423	17,8	13.0460-2729.2	602729	23490	15,4	13.0460-5802.2	605802	23554	17,2	13.0460-2740.2	602740
23424	17,6	13.0460-2730.2	602730	23497	15,0	13.0460-5852.2	605852	23554	17,2	13.0460-2775.2	602775
				23498	14,8	13.0460-5852.2	605852	23554	17,2	13.0460-2823.2	602823






Vergleichsliste WVA → ATE

Cross reference list WVA → ATE - Tabella di conversione codici WVA → ATE

Liste des correspondances WVA → ATE - Lista referencias WVA → ATE



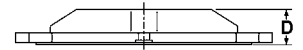
WVA	D		WVA	D		WVA	D				
23554	17,2	13.0460-2877.2	602877	23598	18,0	13.0460-3975.2	603975	23703	17,9	13.0460-5882.2	605882
23554	17,2	13.0470-2740.2	LD2740	23599	19,0	13.0460-3994.2	603994	23705	18,1	13.0460-3810.2	603810
23554	17,2	13.0470-2823.2	LD2823	23599	19,0	13.0470-3994.2	LD3994	23705	18,1	13.0460-3982.2	603982
23554	17,2	13.0470-2877.2	LD2877	23600	19,4	13.0460-3966.2	603966	23705	18,1	13.0470-3982.2	LD3982
23556	17,2	13.0460-2877.2	602877	23600	19,4	13.0470-3966.2	LD3966	23706	18,0	13.0460-3826.2	603826
23556	17,2	13.0470-2877.2	LD2877	23601	13,7	13.0460-2879.2	602879	23706	18,0	13.0460-3863.2	603863
23557	17,2	13.0460-3988.2	603988	23601	13,7	13.0470-2879.2	LD2879	23706	18,0	13.0470-3826.2	LD3826
23557	17,2	13.0470-3988.2	LD3988	23602	19,7	13.0460-2850.2	602850	23706	18,1	13.0460-3818.2	603818
23558	17,2	13.0460-5851.2	605851	23603	19,7	13.0460-2852.2	602852	23706	18,1	13.0460-3982.2	603982
23559	17,2	13.0460-5851.2	605851	23604	18,3	13.0460-7142.2	607142	23706	18,1	13.0470-3982.2	LD3982
23560	17,2	13.0460-5851.2	605851	23605	15,7	13.0460-3995.2	603995	23707	17,9	13.0460-3839.2	603839
23561	18,1	13.0460-8010.2	608010	23607	15,7	13.0460-3995.2	603995	23707	17,9	13.0470-3839.2	LD3839
23562	18,1	13.0460-8010.2	608010	23611	18,8	13.0460-5879.2	605879	23707	18,0	13.0460-3826.2	603826
23563	16,5	13.0460-5825.2	605825	23613	17,7	13.0460-3800.2	603800	23707	18,0	13.0460-3850.2	603850
23564	16,5	13.0460-5825.2	605825	23615	18,3	13.0460-2718.2	602718	23707	18,0	13.0460-3863.2	603863
23569	16,5	13.0460-5832.2	605832	23620	16,4	13.0460-5814.2	605814	23707	18,0	13.0470-3826.2	LD3826
23570	16,5	13.0460-5832.2	605832	23621	16,4	13.0460-5814.2	605814	23707	18,1	13.0460-3818.2	603818
23571	16,5	13.0460-5832.2	605832	23622	16,4	13.0460-5814.2	605814	23707	18,1	13.0460-3982.2	603982
23575	15,6	13.0460-4995.2	604995	23623	17,4	13.0460-2713.2	602713	23707	18,1	13.0470-3982.2	LD3982
23575	16,0	13.0460-4972.2	604972	23623	17,4	13.0470-2713.2	LD2713	23708	19,2	13.0460-3811.2	603811
23576	15,6	13.0460-4995.2	604995	23624	17,4	13.0460-2713.2	602713	23708	19,4	13.0460-3983.2	603983
23576	16,0	13.0460-4972.2	604972	23624	17,4	13.0470-2713.2	LD2713	23708	19,4	13.0470-3983.2	LD3983
23577	18,7	13.0460-3993.2	603993	23631	18,6	13.0460-7206.2	607206	23709	19,4	13.0460-3983.2	603983
23578	18,7	13.0460-3993.2	603993	23632	18,6	13.0460-7206.2	607206	23709	19,4	13.0470-3983.2	LD3983
23579	18,7	13.0460-3993.2	603993	23633	18,6	13.0460-7206.2	607206	23709	19,6	13.0460-3827.2	603827
23580	18,7	13.0460-3993.2	603993	23638	18,3	13.0460-2899.2	602899	23709	19,6	13.0460-3864.2	603864
23581	18,8	13.0460-2883.2	602883	23639	18,3	13.0460-2899.2	602899	23709	19,6	13.0470-3827.2	LD3827
23581	18,8	13.0460-2884.2	602884	23646	16,5	13.0460-5847.2	605847	23710	19,4	13.0460-3983.2	603983
23581	18,8	13.0470-2884.2	LD2884	23647	16,5	13.0460-5847.2	605847	23710	19,4	13.0470-3983.2	LD3983
23582	16,0	13.0460-5855.2	605855	23648	16,5	13.0460-5847.2	605847	23710	19,6	13.0460-3827.2	603827
23583	16,0	13.0460-5855.2	605855	23649	17,2	13.0460-5725.2	605725	23710	19,6	13.0460-3864.2	603864
23584	16,4	13.0460-5760.2	605760	23650	17,2	13.0460-5725.2	605725	23710	19,6	13.0470-3827.2	LD3827
23585	17,4	13.0460-5848.2	605848	23651	17,2	13.0460-5725.2	605725	23711	19,4	13.0460-3984.2	603984
23586	17,4	13.0460-5848.2	605848	23652	15,7	13.0460-5711.2	605711	23711	19,4	13.0470-3984.2	LD3984
23587	20,6	13.0460-7184.2	607184	23653	15,7	13.0460-5711.2	605711	23712	19,4	13.0460-3984.2	603984
23587	20,6	13.0460-7285.2	607285	23654	15,3	13.0460-2868.2	602868	23712	19,4	13.0470-3984.2	LD3984
23587	20,6	13.0470-7184.2	LD7184	23654	15,3	13.0470-2868.2	LD2868	23713	19,4	13.0460-3984.2	603984
23587	20,6	13.0470-7285.2	LD7285	23655	15,3	13.0460-2868.2	602868	23713	19,4	13.0470-3984.2	LD3984
23587	20,8	13.0460-7226.2	607226	23655	15,3	13.0470-2868.2	LD2868	23714	16,6	13.0460-3991.2	603991
23587	20,8	13.0470-7226.2	LD7226	23656	14,0	13.0460-5849.2	605849	23714	17,6	13.0460-3861.2	603861
23588	20,6	13.0460-7184.2	607184	23657	14,0	13.0460-5849.2	605849	23714	17,6	13.0470-3812.2	LD3812
23588	20,6	13.0470-7184.2	LD7184	23658	14,0	13.0460-5849.2	605849	23716	15,8	13.0460-7162.2	607162
23588	20,8	13.0460-7226.2	607226	23662	15,0	13.0460-5836.2	605836	23716	15,8	13.0470-7162.2	LD7162
23588	20,8	13.0470-7226.2	LD7226	23669	16,8	13.0460-3806.2	603806	23717	15,8	13.0460-7162.2	607162
23589	19,1	13.0460-7202.2	607202	23672	14,8	13.0460-5880.2	605880	23717	15,8	13.0470-7162.2	LD7162
23589	19,1	13.0470-7202.2	LD7202	23673	15,9	13.0460-5623.2	605623	23718	16,7	13.0460-8007.2	608007
23589	20,4	13.0460-7226.2	607226	23674	15,9	13.0460-5623.2	605623	23720	17,5	13.0460-5714.2	605714
23589	20,4	13.0470-7226.2	LD7226	23675	15,9	13.0460-5623.2	605623	23723	18,1	13.0460-7193.2	607193
23589	20,6	13.0460-7184.2	607184	23692	16,6	13.0460-4992.2	604992	23723	18,1	13.0470-7193.2	LD7193
23589	20,6	13.0460-7285.2	607285	23692	16,6	13.0470-4992.2	LD4992	23724	18,1	13.0460-7193.2	607193
23589	20,6	13.0470-7184.2	LD7184	23693	16,6	13.0460-4993.2	604993	23724	18,1	13.0470-7193.2	LD7193
23589	20,6	13.0470-7285.2	LD7285	23693	16,6	13.0470-4993.2	LD4993	23726	16,5	13.0460-5622.2	605622
23590	19,5	13.0460-7187.2	607187	23694	16,4	13.0470-4976.2	LD4976	23727	16,5	13.0460-5622.2	605622
23590	19,5	13.0470-7187.2	LD7187	23694	16,7	13.0460-4976.2	604976	23728	16,5	13.0460-5622.2	605622
23591	18,0	13.0460-7187.2	607187	23698	16,8	13.0460-5778.2	605778	23729	16,9	13.0460-5878.2	605878
23591	18,0	13.0470-7187.2	LD7187	23699	16,8	13.0460-5778.2	605778	23731	17,3	13.0460-7274.2	607274
23597	18,0	13.0460-3975.2	603975	23702	15,1	13.0460-5738.2	605738	23732	17,3	13.0460-7174.2	607174






Vergleichsliste WVA → ATE

Cross reference list WVA → ATE - Tabella di conversione codici WVA → ATE

Liste des correspondances WVA → ATE - Lista referencias WVA → ATE



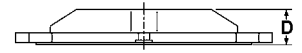
WVA	D		WVA	D		WVA	D				
23732	17,3	13.0470-7174.2	LD7174	23792	20,8	13.0460-7210.2	607210	23865	17,6	13.0460-5787.2	605787
23734	16,8	13.0460-5750.2	605750	23792	20,8	13.0470-7210.2	LD7210	23867	17,6	13.0460-5787.2	605787
23736	15,7	13.0460-5711.2	605711	23793	20,3	13.0460-7176.2	607176	23868	17,1	13.0460-5860.2	605860
23737	17,3	13.0460-7174.2	607174	23793	20,3	13.0470-7176.2	LD7176	23869	17,1	13.0460-5860.2	605860
23737	17,3	13.0470-7174.2	LD7174	23794	20,3	13.0460-7176.2	607176	23870	17,1	13.0460-5860.2	605860
23738	20,1	13.0460-7212.2	607212	23794	20,3	13.0460-7216.2	607216	23871	14,3	13.0460-5843.2	605843
23739	20,1	13.0460-7212.2	607212	23794	20,3	13.0460-7223.2	607223	23872	14,3	13.0460-5843.2	605843
23743	20,1	13.0460-3999.2	603999	23794	20,3	13.0460-7268.2	607268	23873	15,8	13.0460-5868.2	605868
23743	20,1	13.0470-3999.2	LD3999	23794	20,3	13.0470-7176.2	LD7176	23874	15,8	13.0460-5868.2	605868
23744	20,1	13.0460-3999.2	603999	23794	20,3	13.0470-7216.2	LD7216	23875	15,8	13.0460-5868.2	605868
23744	20,1	13.0470-3999.2	LD3999	23794	20,3	13.0470-7223.2	LD7223	23876	12,4	13.0460-5866.2	605866
23745	17,4	13.0460-4990.2	604990	23794	20,3	13.0470-7268.2	LD7268	23878	12,4	13.0460-5866.2	605866
23745	17,4	13.0470-4990.2	LD4990	23795	15,0	13.0460-5839.2	605839	23881	20,0	13.0460-2708.2	602708
23746	18,1	13.0460-7240.2	607240	23796	15,0	13.0460-5839.2	605839	23881	20,0	13.0470-2708.2	LD2708
23746	19,7	13.0460-7236.2	607236	23797	15,0	13.0460-5839.2	605839	23891	16,9	13.0460-5873.2	605873
23747	18,1	13.0460-7240.2	607240	23801	18,8	13.0460-7204.2	607204	23892	16,9	13.0460-5873.2	605873
23747	19,6	13.0460-7245.2	607245	23801	18,8	13.0470-7204.2	LD7204	23893	16,9	13.0460-5873.2	605873
23747	19,7	13.0460-7236.2	607236	23801	20,3	13.0460-7200.2	607200	23896	20,6	13.0460-7182.2	607182
23749	17,6	13.0460-7240.2	607240	23801	20,3	13.0460-7201.2	607201	23897	20,6	13.0460-7182.2	607182
23749	18,7	13.0460-7236.2	607236	23801	20,3	13.0460-7227.2	607227	23904	16,5	13.0460-5810.2	605810
23749	19,1	13.0460-7191.2	607191	23801	20,3	13.0470-7200.2	LD7200	23905	16,5	13.0460-5810.2	605810
23749	19,1	13.0460-7245.2	607245	23801	20,3	13.0470-7201.2	LD7201	23906	16,5	13.0460-5810.2	605810
23749	19,1	13.0470-7191.2	LD7191	23801	20,4	13.0470-7227.2	LD7227	23907	16,5	13.0460-5810.2	605810
23751	17,0	13.0460-4800.2	604800	23807	18,6	13.0460-7207.2	607207	23908	18,0	13.0460-2898.2	602898
23752	17,2	13.0460-7164.2	607164	23811	17,7	13.0460-2768.2	602768	23912	18,8	13.0460-7204.2	607204
23753	18,0	13.0460-4969.2	604969	23811	17,7	13.0470-2768.2	LD2768	23912	18,8	13.0470-7204.2	LD7204
23754	18,0	13.0460-4969.2	604969	23816	16,0	13.0460-5819.2	605819	23912	20,3	13.0460-7200.2	607200
23756	16,3	13.0460-4854.2	604854	23817	16,6	13.0460-5888.2	605888	23912	20,3	13.0460-7227.2	607227
23756	16,3	13.0470-4854.2	LD4854	23818	17,8	13.0460-5815.2	605815	23912	20,3	13.0470-7200.2	LD7200
23757	16,3	13.0460-4854.2	604854	23819	17,8	13.0460-5815.2	605815	23912	20,3	13.0470-7227.2	LD7227
23757	16,3	13.0470-4854.2	LD4854	23823	17,2	13.0460-2877.2	602877	23913	20,3	13.0460-7200.2	607200
23759	17,0	13.0460-5894.2	605894	23823	17,2	13.0470-2877.2	LD2877	23913	20,3	13.0460-7227.2	607227
23760	17,7	13.0460-2707.2	602707	23824	13,7	13.0460-7178.2	607178	23913	20,3	13.0470-7200.2	LD7200
23760	17,7	13.0470-2707.2	LD2707	23825	18,5	13.0460-2700.2	602700	23913	20,3	13.0470-7227.2	LD7227
23761	18,8	13.0460-2704.2	602704	23825	18,5	13.0460-2717.2	602717	23914	17,1	13.0460-2880.2	602880
23762	20,4	13.0460-7166.2	607166	23828	17,5	13.0460-2876.2	602876	23914	17,1	13.0460-2887.2	602887
23762	20,4	13.0470-7166.2	LD7166	23829	18,5	13.0460-2701.2	602701	23914	17,1	13.0470-2880.2	LD2880
23763	20,3	13.0460-7201.2	607201	23830	17,5	13.0460-2875.2	602875	23914	17,1	13.0470-2887.2	LD2887
23763	20,3	13.0470-7201.2	LD7201	23832	20,2	13.0460-7179.2	607179	23915	17,6	13.0460-2710.2	602710
23763	20,4	13.0460-7166.2	607166	23832	20,2	13.0470-7179.2	LD7179	23915	17,6	13.0470-2710.2	LD2710
23763	20,4	13.0470-7166.2	LD7166	23833	20,2	13.0460-7179.2	607179	23916	17,6	13.0460-2710.2	602710
23764	17,0	13.0460-4800.2	604800	23833	20,2	13.0470-7179.2	LD7179	23916	17,6	13.0470-2710.2	LD2710
23765	17,0	13.0460-4800.2	604800	23835	19,6	13.0460-7191.2	607191	23917	19,3	13.0460-4978.2	604978
23766	17,8	13.0460-5815.2	605815	23835	19,6	13.0460-7245.2	607245	23918	19,3	13.0460-4978.2	604978
23768	19,3	13.0460-5813.2	605813	23835	19,6	13.0470-7191.2	LD7191	23919	19,3	13.0460-4979.2	604979
23773	17,5	13.0460-4802.2	604802	23836	17,0	13.0460-5846.2	605846	23920	19,3	13.0460-4979.2	604979
23774	17,5	13.0460-4802.2	604802	23840	18,7	13.0460-3992.2	603992	23921	20,1	13.0460-4859.2	604859
23775	18,0	13.0460-7132.2	607132	23841	18,7	13.0460-3992.2	603992	23921	20,3	13.0460-4980.2	604980
23777	16,0	13.0460-5831.2	605831	23842	18,1	13.0460-7141.2	607141	23922	21,0	13.0460-7220.2	607220
23778	17,0	13.0460-5831.2	605831	23843	18,8	13.0460-2884.2	602884	23922	21,0	13.0470-7220.2	LD7220
23779	17,0	13.0460-5831.2	605831	23843	18,8	13.0470-2884.2	LD2884	23923	17,6	13.0460-7219.2	607219
23780	16,7	13.0460-5895.2	605895	23844	20,5	13.0460-7179.2	607179	23923	17,6	13.0470-7219.2	LD7219
23783	14,0	13.0460-5710.2	605710	23844	20,5	13.0470-7179.2	LD7179	23924	17,6	13.0460-7219.2	607219
23787	19,0	13.0460-7205.2	607205	23845	15,8	13.0460-5954.2	605954	23924	17,6	13.0470-7219.2	LD7219
23788	19,0	13.0460-7205.2	607205	23846	15,8	13.0460-5954.2	605954	23925	20,5	13.0460-7220.2	607220
23791	20,8	13.0460-7210.2	607210	23847	15,8	13.0460-5954.2	605954	23925	20,5	13.0470-7220.2	LD7220
23791	20,8	13.0470-7210.2	LD7210	23863	14,3	13.0460-5867.2	605867	23926	17,3	13.0460-7217.2	607217






Vergleichsliste WVA → ATE

Cross reference list WVA → ATE - Tabella di conversione codici WVA → ATE

Liste des correspondances WVA → ATE - Lista referencias WVA → ATE

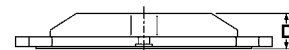





WVA	D		WVA	D		WVA	D				
23926	17,3	13.0470-7217.2	LD7217	24013	14,9	13.0460-5869.2	605869	24095	19,4	13.0460-7139.2	607139
23927	17,3	13.0460-7217.2	607217	24014	16,0	13.0460-5735.2	605735	24095	19,4	13.0470-7139.2	LD7139
23927	17,3	13.0470-7217.2	LD7217	24015	16,0	13.0460-5735.2	605735	24096	20,3	13.0460-7223.2	607223
23928	17,3	13.0460-5743.2	605743	24020	14,9	13.0460-5869.2	605869	24096	20,3	13.0470-7223.2	LD7223
23930	18,2	13.0460-3815.2	603815	24022	17,8	13.0460-7213.2	607213	24097	17,1	13.0460-4834.2	604834
23930	18,2	13.0470-3815.2	LD3815	24023	17,8	13.0460-7213.2	607213	24097	17,1	13.0470-4834.2	LD4834
23934	18,2	13.0460-3814.2	603814	24024	17,0	13.0460-5747.2	605747	24098	17,1	13.0460-4833.2	604833
23934	18,2	13.0470-3814.2	LD3814	24025	17,0	13.0460-5747.2	605747	24098	17,1	13.0470-4833.2	LD4833
23935	17,8	13.0460-7215.2	607215	24026	17,0	13.0460-5747.2	605747	24122	19,0	13.0460-5602.2	605602
23935	17,8	13.0470-7215.2	LD7215	24029	12,5	13.0460-5732.2	605732	24123	20,3	13.0460-7228.2	607228
23943	17,5	13.0460-4997.2	604997	24030	12,5	13.0460-5732.2	605732	24123	20,3	13.0470-7228.2	LD7228
23944	17,5	13.0460-4997.2	604997	24031	17,7	13.0460-5875.2	605875	24124	19,3	13.0460-7228.2	607228
23945	16,5	13.0460-4994.2	604994	24032	17,7	13.0460-5875.2	605875	24124	19,3	13.0470-7228.2	LD7228
23945	16,5	13.0470-4994.2	LD4994	24033	17,7	13.0460-5875.2	605875	24132	18,8	13.0460-5879.2	605879
23950	20,3	13.0460-7201.2	607201	24034	16,6	13.0460-5888.2	605888	24133	18,6	13.0460-2892.2	602892
23950	20,3	13.0470-7201.2	LD7201	24034	19,1	13.0460-7263.2	607263	24133	18,6	13.0470-2892.2	LD2892
23955	16,2	13.0460-4806.2	604806	24034	19,1	13.0470-7263.2	LD7263	24134	19,6	13.0460-2891.2	602891
23959	17,0	13.0460-3829.2	603829	24035	16,6	13.0460-5888.2	605888	24134	19,6	13.0470-2891.2	LD2891
23960	18,3	13.0460-4817.2	604817	24035	19,1	13.0460-7263.2	607263	24135	17,7	13.0460-2893.2	602893
23961	16,8	13.0460-4840.2	604840	24035	19,1	13.0470-7263.2	LD7263	24135	17,7	13.0470-2893.2	LD2893
23966	17,7	13.0460-5742.2	605742	24036	16,7	13.0460-8008.2	608008	24137	15,8	13.0460-7251.2	607251
23967	15,1	13.0460-5734.2	605734	24036	19,1	13.0460-7263.2	607263	24137	15,8	13.0460-7253.2	607253
23968	20,3	13.0460-7216.2	607216	24036	19,1	13.0470-7263.2	LD7263	24137	15,8	13.0470-7251.2	LD7251
23968	20,3	13.0470-7216.2	LD7216	24037	16,7	13.0460-8008.2	608008	24137	16,6	13.0460-7194.2	607194
23969	18,6	13.0460-7207.2	607207	24038	16,7	13.0460-8008.2	608008	24137	16,6	13.0460-7195.2	607195
23970	16,9	13.0460-5632.2	605632	24039	14,4	13.0460-5856.2	605856	24137	16,6	13.0460-7209.2	607209
23971	16,9	13.0460-5632.2	605632	24040	14,4	13.0460-5856.2	605856	24137	16,6	13.0470-7194.2	LD7194
23972	16,9	13.0460-5632.2	605632	24041	14,4	13.0460-5856.2	605856	24137	16,6	13.0470-7195.2	LD7195
23973	17,0	13.0460-5700.2	605700	24042	16,3	13.0460-5877.2	605877	24141	19,1	13.0460-7188.2	607188
23973	17,4	13.0460-2709.2	602709	24045	13,7	13.0460-5804.2	605804	24141	19,1	13.0470-7188.2	LD7188
23973	17,4	13.0460-2774.2	602774	24046	18,6	13.0460-5821.2	605821	24142	20,6	13.0460-7188.2	607188
23973	17,4	13.0460-5801.2	605801	24047	18,6	13.0460-5821.2	605821	24142	20,6	13.0460-7243.2	607243
23973	17,4	13.0470-2709.2	LD2709	24048	18,6	13.0460-5821.2	605821	24142	20,6	13.0470-7188.2	LD7188
23974	17,6	13.0460-5899.2	605899	24049	17,0	13.0460-4842.2	604842	24142	20,6	13.0470-7243.2	LD7243
23980	16,5	13.0460-2840.2	602840	24054	16,9	13.0460-5878.2	605878	24143	15,0	13.0460-4801.2	604801
23981	19,6	13.0460-3840.2	603840	24055	16,9	13.0460-5878.2	605878	24150	17,6	13.0460-3813.2	603813
23981	19,6	13.0470-3840.2	LD3840	24058	15,5	13.0460-5773.2	605773	24150	17,6	13.0460-3851.2	603851
23982	18,1	13.0460-3839.2	603839	24059	16,7	13.0460-5886.2	605886	24150	17,6	13.0470-3813.2	LD3813
23982	18,1	13.0470-3839.2	LD3839	24060	16,7	13.0460-5886.2	605886	24151	21,0	13.0460-7271.2	607271
23983	17,0	13.0460-5770.2	605770	24061	16,7	13.0460-5886.2	605886	24152	20,3	13.0460-7271.2	607271
23984	17,8	13.0460-2725.2	602725	24067	19,3	13.0460-7180.2	607180	24153	19,1	13.0460-7202.2	607202
23984	17,8	13.0470-2725.2	LD2725	24071	14,6	13.0460-5739.2	605739	24153	19,1	13.0470-7202.2	LD7202
23985	17,8	13.0460-2725.2	602725	24072	17,9	13.0460-3809.2	603809	24161	20,3	13.0460-7237.2	607237
23985	17,8	13.0470-2725.2	LD2725	24072	17,9	13.0460-3846.2	603846	24161	20,3	13.0470-7237.2	LD7237
23987	17,7	13.0460-5742.2	605742	24072	17,9	13.0470-3846.2	LD3846	24162	15,2	13.0460-4805.2	604805
23988	17,7	13.0460-5742.2	605742	24073	16,7	13.0460-2724.2	602724	24162	15,2	13.0460-4853.2	604853
23993	15,5	13.0460-5773.2	605773	24073	16,7	13.0460-2878.2	602878	24162	15,2	13.0470-4853.2	LD4853
23996	17,5	13.0460-5844.2	605844	24077	19,1	13.0460-2711.2	602711	24170	20,2	13.0460-7231.2	607231
23997	15,5	13.0460-5773.2	605773	24077	19,1	13.0460-2885.2	602885	24170	20,2	13.0470-7231.2	LD7231
23998	17,5	13.0460-5844.2	605844	24077	19,1	13.0470-2711.2	LD2711	24171	20,9	13.0460-7231.2	607231
23999	17,8	13.0460-7215.2	607215	24077	19,1	13.0470-2885.2	LD2885	24171	20,9	13.0470-7231.2	LD7231
23999	17,8	13.0470-7215.2	LD7215	24084	19,3	13.0460-7252.2	607252	24172	19,0	13.0460-7239.2	607239
24007	20,8	13.0460-3819.2	603819	24084	19,3	13.0460-7277.2	607277	24172	19,0	13.0470-7239.2	LD7239
24008	18,3	13.0460-3821.2	603821	24084	19,3	13.0470-7252.2	LD7252	24173	20,0	13.0460-7239.2	607239
24009	17,5	13.0460-5844.2	605844	24086	15,8	13.0460-5757.2	605757	24173	20,0	13.0470-7239.2	LD7239
24011	18,7	13.0460-7189.2	607189	24087	17,4	13.0460-5756.2	605756	24174	18,6	13.0460-2892.2	602892
24012	18,7	13.0460-7189.2	607189	24092	17,1	13.0460-5772.2	605772	24174	18,6	13.0470-2892.2	LD2892

Vergleichsliste WVA → ATE

Cross reference list WVA → ATE - Tabella di conversione codici WVA → ATE

Liste des correspondances WVA → ATE - Lista referencias WVA → ATE



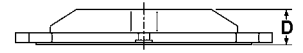
WVA	D		WVA	D		WVA	D				
24175	19,6	13.0460-2891.2	602891	24289	16,9	13.0470-2714.2	LD2714	24367	19,1	13.0460-7190.2	607190
24175	19,6	13.0470-2891.2	LD2891	24290	16,9	13.0460-2714.2	602714	24367	19,1	13.0460-7218.2	607218
24178	17,1	13.0460-5772.2	605772	24290	16,9	13.0470-2714.2	LD2714	24367	19,1	13.0470-7190.2	LD7190
24179	17,1	13.0460-5772.2	605772	24294	19,0	13.0460-3824.2	603824	24367	19,2	13.0460-7247.2	607247
24191	18,1	13.0460-2728.2	602728	24296	15,5	13.0460-4850.2	604850	24368	19,1	13.0460-7190.2	607190
24192	17,1	13.0460-2731.2	602731	24296	15,5	13.0470-4850.2	LD4850	24368	19,1	13.0460-7218.2	607218
24192	17,4	13.0460-2719.2	602719	24297	14,4	13.0460-5761.2	605761	24368	19,1	13.0470-7190.2	LD7190
24193	20,3	13.0460-7223.2	607223	24298	14,0	13.0460-5762.2	605762	24368	19,2	13.0460-7247.2	607247
24193	20,3	13.0470-7223.2	LD7223	24299	14,0	13.0460-5762.2	605762	24369	17,2	13.0460-5876.2	605876
24204	19,2	13.0460-5603.2	605603	24306	20,3	13.0460-2732.2	602732	24372	17,3	13.0460-5793.2	605793
24213	17,5	13.0460-5714.2	605714	24306	20,3	13.0460-2733.2	602733	24373	17,2	13.0460-5876.2	605876
24214	17,5	13.0460-5714.2	605714	24306	20,3	13.0470-2732.2	LD2732	24374	17,2	13.0460-5876.2	605876
24215	15,7	13.0460-5736.2	605736	24306	20,3	13.0470-2733.2	LD2733	24375	17,5	13.0460-5639.2	605639
24216	15,7	13.0460-5736.2	605736	24310	19,0	13.0460-2734.2	602734	24376	17,5	13.0460-5639.2	605639
24217	15,7	13.0460-5736.2	605736	24310	19,0	13.0470-2734.2	LD2734	24386	17,9	13.0460-5618.2	605618
24218	17,5	13.0460-5791.2	605791	24315	16,2	13.0460-4849.2	604849	24391	16,6	13.0460-2715.2	602715
24219	17,5	13.0460-5791.2	605791	24316	16,9	13.0460-4848.2	604848	24392	16,6	13.0460-2715.2	602715
24220	17,5	13.0460-5791.2	605791	24317	17,6	13.0460-5779.2	605779	24393	17,9	13.0460-3849.2	603849
24222	16,9	13.0460-5797.2	605797	24318	17,6	13.0460-5779.2	605779	24394	17,9	13.0460-5618.2	605618
24223	16,9	13.0460-5797.2	605797	24319	17,6	13.0460-5779.2	605779	24395	17,9	13.0460-5618.2	605618
24224	16,9	13.0460-5797.2	605797	24320	15,3	13.0460-5780.2	605780	24396	17,2	13.0460-5789.2	605789
24225	16,9	13.0460-5797.2	605797	24321	15,3	13.0460-5780.2	605780	24397	16,0	13.0460-5829.2	605829
24227	16,7	13.0460-5783.2	605783	24322	15,3	13.0460-5780.2	605780	24398	16,0	13.0460-5829.2	605829
24228	16,7	13.0460-5783.2	605783	24323	15,5	13.0460-5790.2	605790	24399	20,4	13.0460-7272.2	607272
24229	14,8	13.0460-5709.2	605709	24324	15,5	13.0460-5790.2	605790	24403	17,0	13.0460-5700.2	605700
24230	15,3	13.0460-5709.2	605709	24325	15,5	13.0460-5790.2	605790	24403	17,4	13.0460-2774.2	602774
24240	16,6	13.0460-5784.2	605784	24331	13,8	13.0460-5628.2	605628	24405	17,4	13.0460-5756.2	605756
24242	16,6	13.0460-5784.2	605784	24332	18,3	13.0460-7252.2	607252	24406	17,4	13.0460-5756.2	605756
24243	16,6	13.0460-5784.2	605784	24332	18,3	13.0460-7277.2	607277	24408	19,2	13.0460-2746.2	602746
24244	18,5	13.0460-5608.2	605608	24332	18,3	13.0470-7252.2	LD7252	24408	19,2	13.0470-2746.2	LD2746
24245	18,5	13.0460-5607.2	605607	24332	19,8	13.0460-7242.2	607242	24409	19,2	13.0460-2746.2	602746
24246	16,8	13.0460-5822.2	605822	24332	19,8	13.0470-7242.2	LD7242	24409	19,2	13.0460-2765.2	602765
24248	16,8	13.0460-5822.2	605822	24332	19,8	13.0470-7242.2	LD7242	24409	19,2	13.0470-2746.2	LD2746
24249	16,8	13.0460-5822.2	605822	24333	21,3	13.0460-7242.2	607242	24409	19,2	13.0470-2765.2	LD2765
24253	17,8	13.0460-7244.2	607244	24333	21,3	13.0470-7242.2	LD7242	24409	19,2	13.0470-2765.2	LD2765
24253	17,8	13.0470-7244.2	LD7244	24334	21,3	13.0460-7242.2	607242	24410	16,5	13.0460-5776.2	605776
24253	18,0	13.0460-7257.2	607257	24334	21,3	13.0470-7242.2	LD7242	24411	16,5	13.0460-5776.2	605776
24253	18,0	13.0470-7257.2	LD7257	24336	17,5	13.0460-5767.2	605767	24412	19,0	13.0460-5612.2	605612
24254	18,0	13.0460-7244.2	607244	24337	17,5	13.0460-5766.2	605766	24412	19,0	13.0470-5612.2	LD5612
24254	18,0	13.0460-7257.2	607257	24338	15,5	13.0460-5765.2	605765	24413	19,0	13.0460-5612.2	605612
24254	18,0	13.0470-7244.2	LD7244	24339	19,5	13.0460-7269.2	607269	24413	19,0	13.0470-5612.2	LD5612
24254	18,0	13.0470-7257.2	LD7257	24339	19,5	13.0470-7269.2	LD7269	24414	19,0	13.0460-5612.2	605612
24254	18,0	13.0470-7257.2	LD7257	24339	20,5	13.0460-7211.2	607211	24414	19,0	13.0470-5612.2	LD5612
24255	20,3	13.0460-7238.2	607238	24339	20,5	13.0470-7211.2	LD7211	24415	19,1	13.0460-5611.2	605611
24255	20,3	13.0470-7238.2	LD7238	24340	19,5	13.0460-7269.2	607269	24415	19,1	13.0470-5611.2	LD5611
24260	17,3	13.0460-3831.2	603831	24340	19,5	13.0470-7269.2	LD7269	24416	19,1	13.0460-5611.2	605611
24260	17,3	13.0470-3831.2	LD3831	24340	20,3	13.0460-7211.2	607211	24416	19,1	13.0470-5611.2	LD5611
24273	16,0	13.0460-4991.2	604991	24340	20,3	13.0470-7211.2	LD7211	24417	19,1	13.0460-5611.2	605611
24274	16,0	13.0460-4991.2	604991	24346	16,4	13.0460-5609.2	605609	24417	19,1	13.0470-5611.2	LD5611
24275	16,5	13.0460-5776.2	605776	24347	17,5	13.0460-5768.2	605768	24418	17,0	13.0460-2754.2	602754
24276	14,8	13.0460-5775.2	605775	24348	17,1	13.0460-3825.2	603825	24419	17,0	13.0460-2754.2	602754
24277	16,0	13.0460-5829.2	605829	24348	17,1	13.0460-3825.2	603825	24420	17,0	13.0460-2754.2	602754
24283	15,5	13.0460-5794.2	605794	24349	17,5	13.0460-3828.2	603828	24421	17,2	13.0460-2755.2	602755
24284	15,5	13.0460-5794.2	605794	24349	17,5	13.0470-3828.2	LD3828	24421	17,2	13.0460-2758.2	602758
24285	15,5	13.0460-5794.2	605794	24349	17,6	13.0460-3848.2	603848	24421	17,2	13.0460-2758.2	602758
24288	17,9	13.0460-3839.2	603839	24349	17,6	13.0460-3862.2	603862	24421	17,2	13.0470-2755.2	LD2755
24288	17,9	13.0470-3839.2	LD3839	24350	17,3	13.0460-5764.2	605764	24421	17,2	13.0470-2758.2	LD2758
24289	16,9	13.0460-2714.2	602714	24351	16,3	13.0460-5777.2	605777	24422	17,2	13.0460-2755.2	602755
				24353	16,0	13.0460-5795.2	605795	24422	17,2	13.0460-2758.2	602758






Vergleichsliste WVA → ATE

Cross reference list WVA → ATE - Tabella di conversione codici WVA → ATE

Liste des correspondances WVA → ATE - Lista referencias WVA → ATE



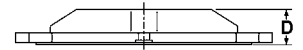
WVA	D		WVA	D		WVA	D				
24422	17,2	13.0470-2755.2	LD2755	24511	17,0	13.0460-5785.2	605785	24590	19,0	13.0460-5602.2	605602
24422	17,2	13.0470-2758.2	LD2758	24512	17,0	13.0460-5785.2	605785	24591	19,0	13.0460-5602.2	605602
24423	14,6	13.0460-5621.2	605621	24515	16,7	13.0460-2724.2	602724	24595	18,5	13.0460-2738.2	602738
24435	14,8	13.0460-5648.2	605648	24518	15,8	13.0460-5757.2	605757	24597	17,6	13.0460-5799.2	605799
24436	19,7	13.0460-7261.2	607261	24519	15,8	13.0460-5757.2	605757	24598	17,6	13.0460-5799.2	605799
24437	20,2	13.0460-7261.2	607261	24521	19,1	13.0460-7243.2	607243	24599	14,9	13.0460-5636.2	605636
24438	16,1	13.0460-7234.2	607234	24521	19,1	13.0470-7243.2	LD7243	24599	14,9	13.0460-5771.2	605771
24439	16,1	13.0460-7234.2	607234	24529	16,0	13.0460-5631.2	605631	24600	14,9	13.0460-5636.2	605636
24451	15,6	13.0460-5617.2	605617	24530	16,0	13.0460-5631.2	605631	24600	14,9	13.0460-5771.2	605771
24452	17,5	13.0460-5634.2	605634	24535	18,3	13.0460-7221.2	607221	24601	18,0	13.0460-5614.2	605614
24452	17,5	13.0470-5634.2	LD5634	24535	18,3	13.0470-7221.2	LD7221	24602	16,0	13.0460-5629.2	605629
24455	16,8	13.0460-4839.2	604839	24536	18,3	13.0460-7222.2	607222	24603	16,0	13.0460-5629.2	605629
24455	16,8	13.0460-4864.2	604864	24537	15,8	13.0460-2737.2	602737	24604	16,5	13.0460-8013.2	608013
24456	19,0	13.0460-2734.2	602734	24537	16,1	13.0460-2723.2	602723	24604	18,7	13.0460-2766.2	602766
24456	19,0	13.0470-2734.2	LD2734	24537	16,1	13.0470-2723.2	LD2723	24605	16,5	13.0460-8013.2	608013
24458	17,3	13.0460-7260.2	607260	24538	17,9	13.0460-7266.2	607266	24605	18,7	13.0460-2766.2	602766
24462	16,7	13.0460-2706.2	602706	24538	17,9	13.0470-7266.2	LD7266	24606	17,4	13.0460-2747.2	602747
24465	19,2	13.0460-4812.2	604812	24538	18,5	13.0460-7229.2	607229	24606	17,4	13.0460-2748.2	602748
24466	19,1	13.0460-4810.2	604810	24538	18,5	13.0470-7229.2	LD7229	24606	17,4	13.0460-2769.2	602769
24466	19,1	13.0460-4811.2	604811	24538	19,4	13.0460-7273.2	607273	24606	17,4	13.0460-2770.2	602770
24467	19,1	13.0460-4810.2	604810	24538	19,4	13.0470-7273.2	LD7273	24606	17,4	13.0460-2773.2	602773
24467	19,1	13.0460-4811.2	604811	24539	18,5	13.0460-7229.2	607229	24606	17,4	13.0470-2747.2	LD2747
24468	19,1	13.0460-4807.2	604807	24539	18,5	13.0470-7229.2	LD7229	24606	17,4	13.0470-2748.2	LD2748
24468	19,1	13.0460-4809.2	604809	24540	16,3	13.0460-3836.2	603836	24606	17,4	13.0470-2769.2	LD2769
24469	19,1	13.0460-4807.2	604807	24540	16,3	13.0470-3836.2	LD3836	24606	17,4	13.0470-2770.2	LD2770
24469	19,1	13.0460-4809.2	604809	24541	15,5	13.0460-4816.2	604816	24606	17,4	13.0470-2773.2	LD2773
24479	14,8	13.0460-5775.2	605775	24544	18,1	13.0460-5606.2	605606	24606	17,7	13.0460-2747.2	602747
24480	14,8	13.0460-5775.2	605775	24545	16,9	13.0460-5605.2	605605	24606	17,7	13.0460-2748.2	602748
24483	16,9	13.0460-2749.2	602749	24549	19,6	13.0460-3840.2	603840	24606	17,7	13.0470-2747.2	LD2747
24483	16,9	13.0470-2749.2	LD2749	24549	19,6	13.0470-3840.2	LD3840	24606	17,7	13.0470-2748.2	LD2748
24484	18,8	13.0460-3860.2	603860	24550	19,5	13.0460-3841.2	603841	24608	18,5	13.0460-2738.2	602738
24484	18,8	13.0470-3860.2	LD3860	24551	19,5	13.0460-3841.2	603841	24609	17,6	13.0460-5799.2	605799
24484	19,0	13.0460-3834.2	603834	24553	15,8	13.0460-4852.2	604852	24610	15,0	13.0460-5769.2	605769
24485	19,0	13.0460-3833.2	603833	24556	19,1	13.0460-7190.2	607190	24611	15,0	13.0460-5769.2	605769
24486	17,9	13.0460-3835.2	603835	24556	19,1	13.0470-7190.2	LD7190	24612	15,0	13.0460-5769.2	605769
24487	16,5	13.0460-7241.2	607241	24557	19,4	13.0460-7230.2	607230	24618	17,5	13.0460-5639.2	605639
24488	14,9	13.0460-5637.2	605637	24557	19,4	13.0470-7230.2	LD7230	24619	17,5	13.0460-5639.2	605639
24488	14,9	13.0460-5782.2	605782	24558	18,7	13.0460-7230.2	607230	24620	17,5	13.0460-5639.2	605639
24489	14,9	13.0460-5637.2	605637	24558	18,7	13.0470-7230.2	LD7230	24629	17,4	13.0460-5610.2	605610
24489	14,9	13.0460-5782.2	605782	24559	17,8	13.0460-2759.2	602759	24630	17,4	13.0460-5610.2	605610
24490	14,9	13.0460-5637.2	605637	24560	17,8	13.0460-2759.2	602759	24632	17,0	13.0460-5752.2	605752
24490	14,9	13.0460-5782.2	605782	24561	17,7	13.0460-2760.2	602760	24632	17,0	13.0470-5752.2	LD5752
24491	16,0	13.0460-5601.2	605601	24561	17,7	13.0470-2760.2	LD2760	24635	16,6	13.0460-5754.2	605754
24492	16,0	13.0460-5601.2	605601	24562	17,7	13.0460-2760.2	602760	24636	16,6	13.0460-5754.2	605754
24493	16,0	13.0460-5601.2	605601	24562	17,7	13.0470-2760.2	LD2760	24637	16,9	13.0460-5754.2	605754
24495	17,3	13.0460-7260.2	607260	24563	17,7	13.0460-3858.2	603858	24638	20,0	13.0460-5753.2	605753
24496	17,3	13.0460-2722.2	602722	24563	17,7	13.0470-3858.2	LD3858	24639	19,3	13.0460-5753.2	605753
24496	17,3	13.0460-2736.2	602736	24567	16,0	13.0460-5616.2	605616	24640	19,3	13.0460-5753.2	605753
24496	17,3	13.0470-2722.2	LD2722	24568	16,3	13.0460-5777.2	605777	24645	19,1	13.0460-7218.2	607218
24496	17,3	13.0470-2736.2	LD2736	24569	16,3	13.0460-5777.2	605777	24645	19,2	13.0460-7247.2	607247
24498	14,7	13.0460-5788.2	605788	24574	15,0	13.0460-7214.2	607214	24653	17,3	13.0460-5619.2	605619
24499	14,7	13.0460-5788.2	605788	24574	15,0	13.0460-7290.2	607290	24660	17,8	13.0460-3847.2	603847
24500	14,7	13.0460-5788.2	605788	24575	14,8	13.0460-7214.2	607214	24660	17,8	13.0470-3847.2	LD3847
24501	16,7	13.0460-5600.2	605600	24576	14,8	13.0460-7214.2	607214	24661	14,8	13.0460-5648.2	605648
24502	16,7	13.0460-5600.2	605600	24578	16,5	13.0460-2739.2	602739	24662	14,8	13.0460-5648.2	605648
24503	16,7	13.0460-5600.2	605600	24582	17,4	13.0460-5610.2	605610	24664	15,2	13.0460-5604.2	605604
24510	17,0	13.0460-5785.2	605785	24589	20,1	13.0460-4859.2	604859	24665	15,2	13.0460-5604.2	605604






Vergleichsliste WVA → ATE

Cross reference list WVA → ATE - Tabella di conversione codici WVA → ATE

Liste des correspondances WVA → ATE - Lista referencias WVA → ATE



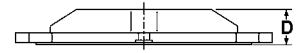
WVA	D		WVA	D		WVA	D				
24666	15,2	13.0460-5604.2	605604	24848	18,3	13.0460-2786.2	602786	25045	19,5	13.0460-7267.2	607267
24670	18,0	13.0460-7235.2	607235	24848	18,3	13.0470-2786.2	LD2786	25045	19,5	13.0470-7267.2	LD7267
24671	18,0	13.0460-7235.2	607235	24852	16,0	13.0460-4867.2	604867	25046	18,5	13.0460-7267.2	607267
24672	16,0	13.0460-5795.2	605795	24852	16,0	13.0470-4867.2	LD4867	25046	18,5	13.0470-7267.2	LD7267
24673	18,0	13.0460-7270.2	607270	24853	16,0	13.0460-4867.2	604867	25054	15,0	13.0460-7290.2	607290
24674	18,0	13.0460-7270.2	607270	24853	16,0	13.0470-4867.2	LD4867	25055	15,0	13.0460-7290.2	607290
24686	14,9	13.0460-5636.2	605636	24862	16,7	13.0460-7259.2	607259	25069	17,3	13.0460-7279.2	607279
24686	14,9	13.0460-5771.2	605771	24862	16,7	13.0470-7259.2	LD7259	25070	17,3	13.0460-7279.2	607279
24687	15,2	13.0460-4853.2	604853	24863	16,7	13.0460-7259.2	607259	25096	17,0	13.0460-7264.2	607264
24687	15,2	13.0470-4853.2	LD4853	24863	16,7	13.0470-7259.2	LD7259	25096	17,0	13.0470-7264.2	LD7264
24690	19,2	13.0460-5603.2	605603	24867	20,7	13.0460-3852.2	603852	25097	17,0	13.0460-7264.2	607264
24691	19,2	13.0460-5603.2	605603	24867	20,7	13.0470-3852.2	LD3852	25097	17,0	13.0470-7264.2	LD7264
24692	15,9	13.0460-2744.2	602744	24868	20,7	13.0460-3852.2	603852	25098	17,0	13.0460-7264.2	607264
24693	17,5	13.0460-2742.2	602742	24868	20,7	13.0470-3852.2	LD3852	25098	17,0	13.0470-7264.2	LD7264
24693	17,5	13.0460-2743.2	602743	24869	19,3	13.0460-2779.2	602779	25112	18,4	13.0460-4858.2	604858
24693	18,5	13.0460-2741.2	602741	24869	19,3	13.0470-2779.2	LD2779	25113	18,4	13.0460-4858.2	604858
24695	17,3	13.0460-7274.2	607274	24870	17,5	13.0460-7250.2	607250	25114	15,8	13.0460-7255.2	607255
24697	19,3	13.0460-7268.2	607268	24875	19,8	13.0460-7272.2	607272	25115	15,8	13.0460-7255.2	607255
24697	19,3	13.0470-7268.2	LD7268	24883	18,0	13.0460-3855.2	603855	25119	16,9	13.0460-5638.2	605638
24703	17,8	13.0460-2716.2	602716	24885	16,8	13.0460-3853.2	603853	25147	18,4	13.0460-4856.2	604856
24703	17,8	13.0470-2716.2	LD2716	24886	16,8	13.0460-3853.2	603853	25148	18,4	13.0460-4856.2	604856
24704	17,8	13.0460-2716.2	602716	24887	16,8	13.0460-3853.2	603853	25156	17,4	13.0460-2767.2	602767
24704	17,8	13.0470-2716.2	LD2716	24914	17,9	13.0460-7266.2	607266	25156	17,4	13.0470-2767.2	LD2767
24705	19,8	13.0460-7256.2	607256	24914	17,9	13.0470-7266.2	LD7266	25157	17,4	13.0460-2767.2	602767
24705	19,8	13.0470-7256.2	LD7256	24918	15,0	13.0460-5635.2	605635	25157	17,4	13.0470-2767.2	LD2767
24706	21,3	13.0460-7256.2	607256	24918	15,0	13.0470-5635.2	LD5635	25158	20,3	13.0460-7280.2	607280
24706	21,3	13.0470-7256.2	LD7256	24922	17,5	13.0460-2761.2	602761	25158	20,3	13.0470-7280.2	LD7280
24707	21,3	13.0460-7256.2	607256	24926	16,5	13.0460-3854.2	603854	25159	20,3	13.0460-7280.2	607280
24707	21,3	13.0470-7256.2	LD7256	24927	17,1	13.0460-3854.2	603854	25159	20,3	13.0470-7280.2	LD7280
24709	17,5	13.0460-7250.2	607250	24928	17,1	13.0460-3854.2	603854	25160	20,3	13.0460-7281.2	607281
24709	18,6	13.0460-7249.2	607249	24934	15,0	13.0460-5786.2	605786	25160	20,3	13.0470-7281.2	LD7281
24709	18,6	13.0470-7249.2	LD7249	24934	15,0	13.0470-5786.2	LD5786	25161	20,3	13.0460-7281.2	607281
24710	18,6	13.0460-7249.2	607249	24935	15,0	13.0460-5786.2	605786	25161	20,3	13.0470-7281.2	LD7281
24710	18,6	13.0470-7249.2	LD7249	24935	15,0	13.0470-5786.2	LD5786	25172	18,4	13.0460-4857.2	604857
24727	20,7	13.0460-7265.2	607265	24936	15,0	13.0460-5786.2	605786	25173	18,4	13.0460-4857.2	604857
24729	20,4	13.0460-7265.2	607265	24936	15,0	13.0470-5786.2	LD5786	25180	19,0	13.0460-7273.2	607273
24738	20,0	13.0460-2764.2	602764	24946	19,0	13.0460-5615.2	605615	25180	19,0	13.0470-7273.2	LD7273
24738	20,0	13.0470-2764.2	LD2764	24947	19,6	13.0460-5615.2	605615	25184	19,5	13.0460-2772.2	602772
24743	19,2	13.0460-2746.2	602746	24948	19,6	13.0460-5615.2	605615	25185	19,4	13.0460-2772.2	602772
24743	19,2	13.0460-2765.2	602765	24974	16,8	13.0460-6921.2	606921	25186	19,4	13.0460-2772.2	602772
24743	19,2	13.0470-2746.2	LD2746	24976	17,5	13.0460-4863.2	604863	25190	21,3	13.0460-7282.2	607282
24743	19,2	13.0470-2765.2	LD2765	24979	15,9	13.0460-5620.2	605620	25190	21,3	13.0470-7282.2	LD7282
24764	17,9	13.0460-3846.2	603846	24980	15,9	13.0460-5620.2	605620	25191	21,3	13.0460-7282.2	607282
24764	17,9	13.0470-3846.2	LD3846	24981	15,9	13.0460-5620.2	605620	25191	21,3	13.0470-7282.2	LD7282
24765	16,5	13.0460-2745.2	602745	25014	18,2	13.0460-3865.2	603865	25192	21,3	13.0460-7282.2	607282
24778	16,5	13.0460-5810.2	605810	25014	18,2	13.0470-3865.2	LD3865	25192	21,3	13.0470-7282.2	LD7282
24779	16,5	13.0460-5810.2	605810	25015	18,2	13.0460-3865.2	603865	25199	19,6	13.0460-3857.2	603857
24780	16,5	13.0460-5810.2	605810	25015	18,2	13.0470-3865.2	LD3865	25199	19,6	13.0470-3857.2	LD3857
24781	16,5	13.0460-5810.2	605810	25021	18,5	13.0460-2762.2	602762	25199	19,6	13.0470-3857.2	603857
24788	17,7	13.0460-2768.2	602768	25022	18,5	13.0460-2762.2	602762	25200	19,6	13.0460-3857.2	603857
24788	17,7	13.0470-2768.2	LD2768	25029	16,7	13.0460-4874.2	604874	25200	19,6	13.0470-3857.2	LD3857
24820	16,1	13.0460-2756.2	602756	25031	19,1	13.0460-7262.2	607262	25203	18,5	13.0460-2762.2	602762
24820	16,1	13.0460-2757.2	602757	25031	19,1	13.0470-7262.2	LD7262	25204	18,5	13.0460-2762.2	602762
24830	16,1	13.0460-5774.2	605774	25032	19,1	13.0460-7262.2	607262	25214	17,4	13.0460-2769.2	602769
24831	16,1	13.0460-5774.2	605774	25032	19,1	13.0470-7262.2	LD7262	25214	17,4	13.0460-2770.2	602770
24839	19,4	13.0460-2752.2	602752	25033	19,1	13.0460-7262.2	607262	25214	17,4	13.0460-2773.2	602773
24840	19,4	13.0460-2752.2	602752	25033	19,1	13.0470-7262.2	LD7262	25214	17,4	13.0470-2769.2	LD2769






Vergleichsliste WVA → ATE

Cross reference list WVA → ATE - Tabella di conversione codici WVA → ATE

Liste des correspondances WVA → ATE - Lista referencias WVA → ATE



WVA	D		WVA	D		WVA	D	
25214	17,4	13.0470-2773.2	LD2773	25841	16,1	13.0460-7301.2	607301	
25217	20,0	13.0460-2764.2	602764	25841	16,1	13.0470-7301.2	LD7301	
25217	20,0	13.0470-2764.2	LD2764	25842	16,1	13.0460-7301.2	607301	
25218	16,6	13.0460-7278.2	607278	25842	16,1	13.0470-7301.2	LD7301	
25222	17,3	13.0460-7276.2	607276	25889	16,9	13.0460-5638.2	605638	
25223	17,3	13.0460-7276.2	607276	25890	16,9	13.0460-5638.2	605638	
25237	17,2	13.0460-2763.2	602763	25962	18,0	13.0460-7131.2	607131	
25262	15,0	13.0460-5613.2	605613	25968	16,1	13.0460-7295.2	607295	
25265	16,6	13.0460-7287.2	607287	25968	16,1	13.0470-7295.2	LD7295	
25266	16,6	13.0460-7287.2	607287	25969	16,1	13.0460-7295.2	607295	
25268	17,8	13.0460-5642.2	605642	25969	16,1	13.0470-7295.2	LD7295	
25269	17,8	13.0460-5642.2	605642	29001	20,0	13.0460-7906.2	607906	
25270	17,8	13.0460-5642.2	605642	29003	20,0	13.0460-7906.2	607906	
25273	15,0	13.0460-5613.2	605613	29012	18,0	13.0460-7903.2	607903	
25274	15,0	13.0460-5613.2	605613	29037	18,3	13.0460-4913.2	604913	
25291	17,5	13.0460-2743.2	602743	29037	18,3	13.0460-4919.2	604919	
25307	17,5	13.0460-3859.2	603859	29038	18,3	13.0460-4913.2	604913	
25307	17,5	13.0470-3859.2	LD3859	29067	22,3	13.0460-2843.2	602843	
25308	17,5	13.0460-3859.2	603859	29121	20,3	13.0460-4860.2	604860	
25308	17,5	13.0470-3859.2	LD3859	29121	20,3	13.0460-4861.2	604861	
25326	19,3	13.0460-2778.2	602778	29121	20,3	13.0460-4966.2	604966	
25326	19,3	13.0470-2778.2	LD2778	29122	22,1	13.0460-4828.2	604828	
25357	17,6	13.0460-3862.2	603862	29122	22,3	13.0460-4914.2	604914	
25365	16,0	13.0460-5649.2	605649	29123	20,3	13.0460-4862.2	604862	
25366	16,0	13.0460-5649.2	605649	29123	20,3	13.0460-4996.2	604996	
25367	16,0	13.0460-5649.2	605649	29139	18,3	13.0460-4919.2	604919	
25451	17,6	13.0460-3862.2	603862	29140	18,3	13.0460-4918.2	604918	
25506	18,2	13.0460-3866.2	603866	29153	20,0	13.0460-7909.2	607909	
25506	18,2	13.0470-3866.2	LD3866	29160	20,3	13.0460-4847.2	604847	
25507	18,2	13.0460-3866.2	603866	29160	20,3	13.0460-4865.2	604865	
25507	18,2	13.0470-3866.2	LD3866	29160	20,8	13.0460-4975.2	604975	
25520	15,8	13.0460-5633.2	605633	29190	20,2	13.0460-3832.2	603832	
25521	15,8	13.0460-5633.2	605633	29190	20,2	13.0460-3837.2	603837	
25522	15,8	13.0460-5633.2	605633	29192	20,3	13.0460-4877.2	604877	
25526	17,6	13.0460-3861.2	603861	29192	20,7	13.0460-4826.2	604826	
25527	17,6	13.0460-3861.2	603861	29200	21,0	13.0460-4827.2	604827	
25531	19,3	13.0460-7283.2	607283	29212	17,3	13.0460-4989.2	604989	
25532	19,2	13.0460-7283.2	607283	29217	20,5	13.0460-3842.2	603842	
25632	15,5	13.0460-8014.2	608014	29229	20,7	13.0460-4830.2	604830	
25633	15,5	13.0460-8014.2	608014	29229	20,7	13.0460-4866.2	604866	
25634	15,5	13.0460-8014.2	608014	29230	20,7	13.0460-4866.2	604866	
25643	16,8	13.0460-4879.2	604879	29231	22,7	13.0460-4829.2	604829	
25643	17,0	13.0470-4879.2	LD4879	29232	21,0	13.0460-4823.2	604823	
25683	20,4	13.0460-2785.2	602785	29256	27,0	13.0460-4844.2	604844	
25684	20,4	13.0460-2785.2	602785	29260	20,3	13.0460-4861.2	604861	
25692	17,2	13.0460-5645.2	605645	29327	20,3	13.0460-4865.2	604865	
25693	17,2	13.0460-5645.2	605645	29581	15,0	13.0460-6031.2	606031	
25694	17,2	13.0460-5645.2	605645	29835	22,0	13.0460-6015.2	606015	
25702	18,2	13.0460-7298.2	607298					
25703	18,2	13.0460-7298.2	607298					
25804	17,3	13.0460-7284.2	607284					
25805	17,3	13.0460-7284.2	607284					
25806	17,3	13.0460-7284.2	607284					
25833	17,3	13.0460-7300.2	607300					
25833	17,3	13.0470-7300.2	LD7300					
25834	17,3	13.0460-7300.2	607300					
25834	17,3	13.0470-7300.2	LD7300					






Vergleichsliste ATE → WVA

Cross reference list ATE → WVA - Tabella di conversione codici ATE → WVA

Liste des correspondances ATE → WVA - Lista referencias ATE → WVA



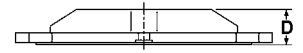
	WVA	D		WVA	D		WVA	D			
13.0460-2700.2	602700	21452	18,5	13.0460-2740.2	602740	23554	17,2	13.0460-2773.2	602773	24606	17,4
13.0460-2700.2	602700	21454	17,0	13.0460-2741.2	602741	24693	18,5	13.0460-2773.2	602773	25214	17,4
13.0460-2700.2	602700	23825	18,5	13.0460-2742.2	602742	24693	17,5	13.0460-2774.2	602774	23973	17,4
13.0460-2701.2	602701	21452	18,5	13.0460-2743.2	602743	24693	17,5	13.0460-2774.2	602774	24403	17,4
13.0460-2701.2	602701	21454	17,0	13.0460-2743.2	602743	25291	17,5	13.0460-2775.2	602775	23554	16,3
13.0460-2701.2	602701	23829	18,5	13.0460-2744.2	602744	24692	15,9	13.0460-2775.2	602775	23554	17,2
13.0460-2704.2	602704	23761	18,8	13.0460-2745.2	602745	24765	16,5	13.0460-2776.2	602776	23070	17,0
13.0460-2705.2	602705	21452	18,5	13.0460-2746.2	602746	24408	19,2	13.0460-2778.2	602778	25326	19,3
13.0460-2705.2	602705	21454	17,0	13.0460-2746.2	602746	24409	19,2	13.0460-2779.2	602779	24869	19,3
13.0460-2706.2	602706	24462	16,7	13.0460-2746.2	602746	24743	19,2	13.0460-2785.2	602785	25683	20,4
13.0460-2707.2	602707	23760	17,7	13.0460-2747.2	602747	24606	17,4	13.0460-2785.2	602785	25684	20,4
13.0460-2708.2	602708	23881	20,0	13.0460-2747.2	602747	24606	17,7	13.0460-2786.2	602786	24848	18,3
13.0460-2709.2	602709	23973	17,4	13.0460-2748.2	602748	24606	17,4	13.0460-2800.2	602800	20087	14,6
13.0460-2710.2	602710	23915	17,6	13.0460-2748.2	602748	24606	17,7	13.0460-2800.2	602800	20091	14,6
13.0460-2710.2	602710	23916	17,6	13.0460-2749.2	602749	24483	16,9	13.0460-2803.2	602803	21515	17,5
13.0460-2711.2	602711	24077	19,1	13.0460-2750.2	602750	20741	15,0	13.0460-2803.2	602803	21516	17,5
13.0460-2712.2	602712	23138	14,6	13.0460-2751.2	602751	21418	15,5	13.0460-2803.2	602803	21517	17,5
13.0460-2713.2	602713	23623	17,4	13.0460-2752.2	602752	24839	19,4	13.0460-2804.2	602804	21518	17,0
13.0460-2713.2	602713	23624	17,4	13.0460-2752.2	602752	24840	19,4	13.0460-2805.2	602805	21520	17,5
13.0460-2714.2	602714	24289	16,9	13.0460-2753.2	602753	23554	16,0	13.0460-2805.2	602805	21521	17,5
13.0460-2714.2	602714	24290	16,9	13.0460-2754.2	602754	24418	17,0	13.0460-2805.2	602805	21522	17,5
13.0460-2715.2	602715	24391	16,6	13.0460-2754.2	602754	24419	17,0	13.0460-2806.2	602806	20168	19,3
13.0460-2715.2	602715	24392	16,6	13.0460-2754.2	602754	24420	17,0	13.0460-2806.2	602806	21366	19,3
13.0460-2716.2	602716	24703	17,8	13.0460-2755.2	602755	24421	17,2	13.0460-2809.2	602809	21182	19,4
13.0460-2716.2	602716	24704	17,8	13.0460-2755.2	602755	24422	17,2	13.0460-2809.2	602809	21183	19,4
13.0460-2717.2	602717	21452	18,5	13.0460-2756.2	602756	24820	16,1	13.0460-2810.2	602810	20236	18,0
13.0460-2717.2	602717	21454	17,0	13.0460-2757.2	602757	24820	16,1	13.0460-2810.2	602810	20238	18,0
13.0460-2717.2	602717	23825	18,5	13.0460-2758.2	602758	24421	17,2	13.0460-2810.2	602810	20247	18,0
13.0460-2718.2	602718	23615	18,3	13.0460-2758.2	602758	24422	17,2	13.0460-2811.2	602811	21068	17,0
13.0460-2719.2	602719	24192	17,4	13.0460-2759.2	602759	24559	17,8	13.0460-2812.2	602812	21217	18,0
13.0460-2720.2	602720	23452	19,0	13.0460-2759.2	602759	24560	17,8	13.0460-2815.2	602815	21368	18,3
13.0460-2721.2	602721	23458	15,6	13.0460-2760.2	602760	24561	17,7	13.0460-2816.2	602816	21724	19,3
13.0460-2722.2	602722	24496	17,3	13.0460-2760.2	602760	24562	17,7	13.0460-2816.2	602816	21749	19,3
13.0460-2723.2	602723	24537	16,1	13.0460-2761.2	602761	24922	17,5	13.0460-2817.2	602817	21674	19,0
13.0460-2724.2	602724	24073	16,7	13.0460-2762.2	602762	25021	18,5	13.0460-2817.2	602817	21886	19,0
13.0460-2724.2	602724	24515	16,7	13.0460-2762.2	602762	25022	18,5	13.0460-2819.2	602819	20961	17,6
13.0460-2725.2	602725	23984	17,8	13.0460-2762.2	602762	25203	18,5	13.0460-2820.2	602820	20961	17,6
13.0460-2725.2	602725	23985	17,8	13.0460-2762.2	602762	25204	18,5	13.0460-2821.2	602821	21945	16,0
13.0460-2726.2	602726	23144	19,8	13.0460-2763.2	602763	23517	17,2	13.0460-2822.2	602822	21945	19,6
13.0460-2726.2	602726	23145	19,8	13.0460-2763.2	602763	25237	17,2	13.0460-2823.2	602823	23554	17,2
13.0460-2727.2	602727	23144	19,8	13.0460-2764.2	602764	24738	20,0	13.0460-2824.2	602824	20380	15,6
13.0460-2727.2	602727	23145	19,8	13.0460-2764.2	602764	25217	20,0	13.0460-2824.2	602824	21110	15,6
13.0460-2728.2	602728	24191	18,1	13.0460-2765.2	602765	24409	19,2	13.0460-2825.2	602825	21614	17,7
13.0460-2729.2	602729	23423	17,8	13.0460-2765.2	602765	24743	19,2	13.0460-2825.2	602825	21615	17,7
13.0460-2730.2	602730	23424	17,6	13.0460-2766.2	602766	24604	18,7	13.0460-2825.2	602825	21616	17,7
13.0460-2731.2	602731	24192	17,1	13.0460-2766.2	602766	24605	18,7	13.0460-2826.2	602826	23177	14,2
13.0460-2732.2	602732	24306	20,3	13.0460-2767.2	602767	25156	17,4	13.0460-2827.2	602827	21606	16,7
13.0460-2733.2	602733	24306	20,3	13.0460-2767.2	602767	25157	17,4	13.0460-2828.2	602828	23070	19,5
13.0460-2734.2	602734	24310	19,0	13.0460-2768.2	602768	23811	17,7	13.0460-2829.2	602829	23124	19,0
13.0460-2734.2	602734	24456	19,0	13.0460-2768.2	602768	24788	17,7	13.0460-2829.2	602829	23125	19,0
13.0460-2735.2	602735	23099	18,4	13.0460-2769.2	602769	24606	17,4	13.0460-2830.2	602830	21920	14,6
13.0460-2735.2	602735	23100	18,4	13.0460-2769.2	602769	25214	17,4	13.0460-2831.2	602831	21861	15,2
13.0460-2736.2	602736	24496	17,3	13.0460-2770.2	602770	24606	17,4	13.0460-2832.2	602832	21888	18,1
13.0460-2737.2	602737	24537	15,8	13.0460-2770.2	602770	25214	17,4	13.0460-2832.2	602832	21889	18,1
13.0460-2738.2	602738	24595	18,5	13.0460-2772.2	602772	25184	19,5	13.0460-2833.2	602833	23070	17,0
13.0460-2738.2	602738	24608	18,5	13.0460-2772.2	602772	25185	19,4	13.0460-2834.2	602834	21463	18,0
13.0460-2739.2	602739	24578	16,5	13.0460-2772.2	602772	25186	19,4	13.0460-2835.2	602835	23353	14,8






Vergleichsliste ATE → WVA

Cross reference list ATE → WVA - Tabella di conversione codici ATE → WVA

Liste des correspondances ATE → WVA - Lista referencias ATE → WVA

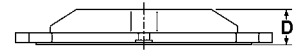





	WVA	D		WVA	D		WVA	D			
13.0460-2836.2	602836	21595	18,3	13.0460-2881.2	602881	23409	19,3	13.0460-2954.2	602954	20088	14,3
13.0460-2836.2	602836	21596	18,3	13.0460-2882.2	602882	23326	17,4	13.0460-2955.2	602955	20772	18,0
13.0460-2837.2	602837	21945	19,6	13.0460-2883.2	602883	23581	18,8	13.0460-2955.2	602955	20937	18,0
13.0460-2837.2	602837	23393	19,6	13.0460-2884.2	602884	23581	18,8	13.0460-2955.2	602955	20938	18,0
13.0460-2838.2	602838	21479	19,2	13.0460-2884.2	602884	23843	18,8	13.0460-2956.2	602956	20989	17,7
13.0460-2838.2	602838	23445	19,2	13.0460-2885.2	602885	24077	19,1	13.0460-2956.2	602956	21022	17,7
13.0460-2839.2	602839	20651	18,3	13.0460-2886.2	602886	20961	16,2	13.0460-2956.2	602956	21023	17,7
13.0460-2839.2	602839	21635	18,7	13.0460-2887.2	602887	23914	17,1	13.0460-2957.2	602957	20168	16,0
13.0460-2839.2	602839	23176	18,7	13.0460-2888.2	602888	23326	17,4	13.0460-2958.2	602958	20168	19,3
13.0460-2840.2	602840	23980	16,5	13.0460-2889.2	602889	23326	17,4	13.0460-2959.2	602959	23532	20,1
13.0460-2842.2	602842	20961	15,2	13.0460-2890.2	602890	23326	17,4	13.0460-2959.2	602959	23533	20,1
13.0460-2843.2	602843	29067	22,3	13.0460-2891.2	602891	24134	19,6	13.0460-2959.2	602959	23534	20,1
13.0460-2844.2	602844	21674	19,4	13.0460-2891.2	602891	24175	19,6	13.0460-2962.2	602962	20668	16,6
13.0460-2844.2	602844	21886	19,4	13.0460-2892.2	602892	24133	18,6	13.0460-2963.2	602963	21138	18,8
13.0460-2845.2	602845	23554	16,4	13.0460-2892.2	602892	24174	18,6	13.0460-2963.2	602963	21288	18,8
13.0460-2846.2	602846	21010	15,8	13.0460-2893.2	602893	24135	17,7	13.0460-2964.2	602964	20861	17,5
13.0460-2847.2	602847	21219	17,8	13.0460-2894.2	602894	20961	17,4	13.0460-2965.2	602965	21170	17,3
13.0460-2847.2	602847	21306	16,8	13.0460-2895.2	602895	23172	18,0	13.0460-2966.2	602966	20166	16,0
13.0460-2850.2	602850	21797	19,7	13.0460-2896.2	602896	21920	16,6	13.0460-2967.2	602967	20480	15,5
13.0460-2850.2	602850	23602	19,7	13.0460-2897.2	602897	21861	15,2	13.0460-2968.2	602968	20332	17,0
13.0460-2852.2	602852	21799	19,7	13.0460-2898.2	602898	23908	18,0	13.0460-2968.2	602968	21271	17,0
13.0460-2852.2	602852	23603	19,7	13.0460-2899.2	602899	23638	18,3	13.0460-2969.2	602969	21165	16,8
13.0460-2853.2	602853	21983	17,2	13.0460-2899.2	602899	23639	18,3	13.0460-2969.2	602969	21166	16,8
13.0460-2855.2	602855	23138	14,6	13.0460-2901.2	602901	20741	19,0	13.0460-2971.2	602971	21209	18,5
13.0460-2857.2	602857	23225	17,0	13.0460-2901.2	602901	20787	19,0	13.0460-2971.2	602971	21210	18,5
13.0460-2857.2	602857	23226	17,0	13.0460-2902.2	602902	21205	19,0	13.0460-2972.2	602972	20124	18,9
13.0460-2858.2	602858	23284	14,0	13.0460-2902.2	602902	21206	19,0	13.0460-2973.2	602973	20651	18,0
13.0460-2859.2	602859	20961	17,2	13.0460-2903.2	602903	20979	19,4	13.0460-2973.2	602973	21635	18,0
13.0460-2859.2	602859	23516	17,2	13.0460-2905.2	602905	20286	16,2	13.0460-2975.2	602975	21439	20,3
13.0460-2860.2	602860	23554	16,3	13.0460-2912.2	602912	20861	17,7	13.0460-2976.2	602976	21797	19,7
13.0460-2862.2	602862	23346	19,0	13.0460-2921.2	602921	21173	17,0	13.0460-2976.2	602976	21798	19,7
13.0460-2863.2	602863	20261	19,0	13.0460-2923.2	602923	21055	17,0	13.0460-2977.2	602977	21799	19,7
13.0460-2863.2	602863	20267	19,0	13.0460-2925.2	602925	20669	19,0	13.0460-2977.2	602977	21800	19,7
13.0460-2864.2	602864	20961	17,4	13.0460-2925.2	602925	20901	19,0	13.0460-2978.2	602978	21801	19,0
13.0460-2867.2	602867	23517	16,6	13.0460-2926.2	602926	20669	15,7	13.0460-2978.2	602978	21802	19,0
13.0460-2868.2	602868	23417	15,3	13.0460-2927.2	602927	20941	19,3	13.0460-2979.2	602979	21147	19,0
13.0460-2868.2	602868	23654	15,3	13.0460-2927.2	602927	21028	19,3	13.0460-2979.2	602979	21557	19,0
13.0460-2868.2	602868	23655	15,3	13.0460-2928.2	602928	20981	13,8	13.0460-2980.2	602980	21147	19,0
13.0460-2869.2	602869	23169	19,4	13.0460-2933.2	602933	20981	13,8	13.0460-2980.2	602980	21148	19,0
13.0460-2870.2	602870	23099	18,4	13.0460-2933.2	602933	21079	13,8	13.0460-2980.2	602980	21460	18,0
13.0460-2871.2	602871	23407	19,0	13.0460-2934.2	602934	20669	19,0	13.0460-2981.2	602981	21613	18,0
13.0460-2872.2	602872	23224	16,5	13.0460-2934.2	602934	20778	19,0	13.0460-2981.2	602981	21613	18,0
13.0460-2872.2	602872	23446	16,5	13.0460-2935.2	602935	21385	13,8	13.0460-2982.2	602982	21479	19,2
13.0460-2874.2	602874	23224	16,5	13.0460-2936.2	602936	20574	15,3	13.0460-2983.2	602983	20919	18,0
13.0460-2874.2	602874	23446	16,5	13.0460-2937.2	602937	20961	15,2	13.0460-2983.2	602983	21388	18,0
13.0460-2875.2	602875	23119	17,5	13.0460-2941.2	602941	20838	17,0	13.0460-2984.2	602984	20961	17,2
13.0460-2875.2	602875	23280	17,5	13.0460-2941.2	602941	20839	17,0	13.0460-2985.2	602985	20164	18,2
13.0460-2875.2	602875	23830	17,5	13.0460-2943.2	602943	21266	17,0	13.0460-2987.2	602987	21147	19,0
13.0460-2876.2	602876	23119	17,5	13.0460-2948.2	602948	21100	16,7	13.0460-2987.2	602987	23168	19,0
13.0460-2876.2	602876	23280	17,5	13.0460-2948.2	602948	21105	16,7	13.0460-2997.2	602997	20708	15,8
13.0460-2876.2	602876	23828	17,5	13.0460-2949.2	602949	20833	17,0	13.0460-3010.2	603010	20009	15,0
13.0460-2877.2	602877	23554	17,2	13.0460-2949.2	602949	20834	17,0	13.0460-3011.2	603011	20641	15,0
13.0460-2877.2	602877	23556	17,2	13.0460-2949.2	602949	20838	17,0	13.0460-3011.2	603011	20642	15,0
13.0460-2877.2	602877	23823	17,2	13.0460-2951.2	602951	21103	14,2	13.0460-3013.2	603013	20641	15,0
13.0460-2878.2	602878	24073	16,7	13.0460-2952.2	602952	21182	19,4	13.0460-3013.2	603013	20642	15,0
13.0460-2879.2	602879	23601	13,7	13.0460-2952.2	602952	21185	19,4	13.0460-3013.2	603013	20912	15,0
13.0460-2880.2	602880	23914	17,1	13.0460-2953.2	602953	20200	16,0	13.0460-3014.2	603014	20387	15,0
								13.0460-3014.2	603014	20641	15,0

Vergleichsliste ATE → WVA

Cross reference list ATE → WVA - Tabella di conversione codici ATE → WVA

Liste des correspondances ATE → WVA - Lista referencias ATE → WVA



	WVA	D		WVA	D		WVA	D			
13.0460-3014.2	603014	20642	15,0	13.0460-3846.2	603846	24764	17,9	13.0460-3916.2	603916	21297	16,5
13.0460-3024.2	603024	20436	15,0	13.0460-3847.2	603847	24660	17,8	13.0460-3916.2	603916	21299	15,9
13.0460-3306.2	603306	21089	15,0	13.0460-3848.2	603848	24349	17,6	13.0460-3916.2	603916	21300	15,9
13.0460-3306.2	603306	21090	15,0	13.0460-3849.2	603849	24393	17,9	13.0460-3926.2	603926	20974	10,8
13.0460-3401.2	603401	20755	14,4	13.0460-3850.2	603850	23707	18,0	13.0460-3928.2	603928	20140	14,0
13.0460-3403.2	603403	20755	14,4	13.0460-3851.2	603851	24150	17,6	13.0460-3928.2	603928	20141	14,0
13.0460-3504.2	603504	21301	15,5	13.0460-3852.2	603852	24867	20,7	13.0460-3933.2	603933	21016	17,0
13.0460-3602.2	603602	21144	15,8	13.0460-3852.2	603852	24868	20,7	13.0460-3933.2	603933	21086	17,0
13.0460-3605.2	603605	20180	17,3	13.0460-3853.2	603853	24885	16,8	13.0460-3933.2	603933	21087	17,0
13.0460-3605.2	603605	20181	17,3	13.0460-3853.2	603853	24886	16,8	13.0460-3936.2	603936	20073	17,3
13.0460-3612.2	603612	20482	18,5	13.0460-3853.2	603853	24887	16,8	13.0460-3939.2	603939	20775	18,0
13.0460-3800.2	603800	23613	17,7	13.0460-3854.2	603854	24926	16,5	13.0460-3940.2	603940	20775	18,0
13.0460-3803.2	603803	20995	17,3	13.0460-3854.2	603854	24927	17,1	13.0460-3940.2	603940	20776	18,0
13.0460-3803.2	603803	20996	17,3	13.0460-3854.2	603854	24928	17,1	13.0460-3940.2	603940	20777	18,0
13.0460-3804.2	603804	21035	15,0	13.0460-3855.2	603855	24883	18,0	13.0460-3942.2	603942	20841	12,0
13.0460-3805.2	603805	21197	15,0	13.0460-3856.2	603856	23434	18,0	13.0460-3943.2	603943	20905	18,0
13.0460-3806.2	603806	23669	16,8	13.0460-3856.2	603856	23435	18,0	13.0460-3943.2	603943	20906	18,0
13.0460-3807.2	603807	21436	17,0	13.0460-3856.2	603856	23436	18,0	13.0460-3944.2	603944	21141	18,0
13.0460-3809.2	603809	24072	17,9	13.0460-3856.2	603856	23437	18,0	13.0460-3945.2	603945	20932	14,0
13.0460-3810.2	603810	23705	18,1	13.0460-3857.2	603857	25199	19,6	13.0460-3945.2	603945	20934	14,0
13.0460-3811.2	603811	23708	19,2	13.0460-3857.2	603857	25200	19,6	13.0460-3946.2	603946	23302	18,0
13.0460-3813.2	603813	24150	17,6	13.0460-3858.2	603858	24563	17,7	13.0460-3947.2	603947	21505	17,0
13.0460-3814.2	603814	23934	18,2	13.0460-3859.2	603859	25307	17,5	13.0460-3947.2	603947	21509	17,0
13.0460-3815.2	603815	23930	18,2	13.0460-3859.2	603859	25308	17,5	13.0460-3947.2	603947	21510	17,0
13.0460-3818.2	603818	23706	18,1	13.0460-3860.2	603860	24484	18,8	13.0460-3947.2	603947	21513	17,0
13.0460-3818.2	603818	23707	18,1	13.0460-3861.2	603861	23714	17,6	13.0460-3948.2	603948	21508	17,0
13.0460-3819.2	603819	24007	20,8	13.0460-3861.2	603861	25526	17,6	13.0460-3948.2	603948	21509	17,0
13.0460-3821.2	603821	24008	18,3	13.0460-3861.2	603861	25527	17,6	13.0460-3948.2	603948	21512	17,0
13.0460-3822.2	603822	21597	11,0	13.0460-3862.2	603862	24349	17,6	13.0460-3948.2	603948	21513	17,0
13.0460-3822.2	603822	21600	11,0	13.0460-3862.2	603862	25357	17,6	13.0460-3949.2	603949	21365	17,0
13.0460-3823.2	603823	20974	11,0	13.0460-3862.2	603862	25451	17,6	13.0460-3950.2	603950	21436	17,0
13.0460-3824.2	603824	20261	19,0	13.0460-3863.2	603863	23706	18,0	13.0460-3951.2	603951	21436	16,2
13.0460-3824.2	603824	24294	19,0	13.0460-3863.2	603863	23707	18,0	13.0460-3952.2	603952	20905	18,0
13.0460-3825.2	603825	24348	17,1	13.0460-3864.2	603864	23709	19,6	13.0460-3952.2	603952	20906	18,0
13.0460-3826.2	603826	23706	18,0	13.0460-3864.2	603864	23710	19,6	13.0460-3953.2	603953	20634	15,0
13.0460-3826.2	603826	23707	18,0	13.0460-3865.2	603865	25014	18,2	13.0460-3954.2	603954	20973	11,0
13.0460-3827.2	603827	23709	19,6	13.0460-3865.2	603865	25015	18,2	13.0460-3954.2	603954	20974	11,0
13.0460-3827.2	603827	23710	19,6	13.0460-3866.2	603866	25506	18,2	13.0460-3955.2	603955	20634	15,0
13.0460-3828.2	603828	24349	17,5	13.0460-3866.2	603866	25507	18,2	13.0460-3955.2	603955	21096	15,0
13.0460-3829.2	603829	23959	17,0	13.0460-3902.2	603902	20035	17,0	13.0460-3955.2	603955	21097	15,0
13.0460-3831.2	603831	24260	17,3	13.0460-3902.2	603902	20036	17,0	13.0460-3956.2	603956	21631	17,0
13.0460-3832.2	603832	29190	20,2	13.0460-3902.2	603902	21299	17,0	13.0460-3957.2	603957	23042	19,0
13.0460-3833.2	603833	24485	19,0	13.0460-3902.2	603902	21300	17,0	13.0460-3959.2	603959	21469	18,0
13.0460-3834.2	603834	24484	19,0	13.0460-3904.2	603904	21107	12,0	13.0460-3960.2	603960	21470	18,0
13.0460-3835.2	603835	24486	17,9	13.0460-3905.2	603905	21131	14,7	13.0460-3961.2	603961	20336	14,0
13.0460-3836.2	603836	24540	16,3	13.0460-3905.2	603905	21132	14,7	13.0460-3961.2	603961	20337	14,0
13.0460-3837.2	603837	29190	20,2	13.0460-3905.2	603905	21133	14,7	13.0460-3962.2	603962	20905	18,0
13.0460-3838.2	603838	21436	17,0	13.0460-3911.2	603911	20905	18,0	13.0460-3962.2	603962	20906	18,0
13.0460-3839.2	603839	23707	17,9	13.0460-3911.2	603911	20906	18,0	13.0460-3963.2	603963	21586	15,0
13.0460-3839.2	603839	23982	18,1	13.0460-3911.2	603911	20986	18,0	13.0460-3964.2	603964	21586	15,0
13.0460-3839.2	603839	24288	17,9	13.0460-3911.2	603911	20987	18,0	13.0460-3964.2	603964	23410	15,0
13.0460-3840.2	603840	23981	19,6	13.0460-3914.2	603914	21233	16,7	13.0460-3964.2	603964	23411	15,0
13.0460-3840.2	603840	24549	19,6	13.0460-3915.2	603915	20635	18,0	13.0460-3965.2	603965	21171	18,0
13.0460-3841.2	603841	24550	19,5	13.0460-3915.2	603915	20636	18,0	13.0460-3965.2	603965	23300	18,0
13.0460-3841.2	603841	24551	19,5	13.0460-3915.2	603915	20859	18,0	13.0460-3965.2	603965	23301	18,0
13.0460-3842.2	603842	29217	20,5	13.0460-3915.2	603915	20860	18,0	13.0460-3966.2	603966	23600	19,4
13.0460-3846.2	603846	24072	17,9	13.0460-3916.2	603916	21296	16,5	13.0460-3968.2	603968	20488	18,5






Vergleichsliste ATE → WVA

Cross reference list ATE → WVA - Tabella di conversione codici ATE → WVA

Liste des correspondances ATE → WVA - Lista referencias ATE → WVA

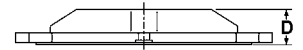





	WVA	D		WVA	D		WVA	D
13.0460-3968.2	603968	20489 18,5	13.0460-4019.2	604019	20911 15,0	13.0460-4818.2	604818	23143 15,1
13.0460-3968.2	603968	20570 18,5	13.0460-4028.2	604028	20228 15,3	13.0460-4819.2	604819	23478 14,6
13.0460-3968.2	603968	20571 18,5	13.0460-4029.2	604029	20228 18,5	13.0460-4823.2	604823	29232 21,0
13.0460-3969.2	603969	20926 18,5	13.0460-4030.2	604030	20687 13,5	13.0460-4826.2	604826	29192 20,7
13.0460-3969.2	603969	20927 18,5	13.0460-4033.2	604033	20034 15,0	13.0460-4827.2	604827	29200 21,0
13.0460-3969.2	603969	20928 18,5	13.0460-4034.2	604034	20687 15,5	13.0460-4828.2	604828	29122 22,1
13.0460-3969.2	603969	20929 18,5	13.0460-4035.2	604035	20173 15,0	13.0460-4829.2	604829	29231 22,7
13.0460-3972.2	603972	21632 16,0	13.0460-4036.2	604036	21035 15,0	13.0460-4830.2	604830	29229 20,7
13.0460-3973.2	603973	23146 17,0	13.0460-4037.2	604037	21024 17,5	13.0460-4832.2	604832	21381 18,0
13.0460-3975.2	603975	23597 18,0	13.0460-4040.2	604040	21050 15,8	13.0460-4833.2	604833	24098 17,1
13.0460-3975.2	603975	23598 18,0	13.0460-4041.2	604041	21179 16,8	13.0460-4834.2	604834	24097 17,1
13.0460-3976.2	603976	23258 16,5	13.0460-4041.2	604041	21289 16,8	13.0460-4837.2	604837	20217 17,1
13.0460-3976.2	603976	23259 16,5	13.0460-4042.2	604042	21191 16,8	13.0460-4839.2	604839	24455 16,8
13.0460-3976.2	603976	23262 16,5	13.0460-4042.2	604042	21267 16,8	13.0460-4840.2	604840	23961 16,8
13.0460-3976.2	603976	23263 16,5	13.0460-4043.2	604043	21140 15,0	13.0460-4841.2	604841	23489 16,3
13.0460-3977.2	603977	21980 18,0	13.0460-4044.2	604044	20755 15,1	13.0460-4842.2	604842	24049 17,0
13.0460-3977.2	603977	21981 18,0	13.0460-4047.2	604047	21305 15,7	13.0460-4843.2	604843	XXXXX 15,5
13.0460-3978.2	603978	23332 18,0	13.0460-4048.2	604048	20011 15,0	13.0460-4844.2	604844	29256 27,0
13.0460-3978.2	603978	23333 18,0	13.0460-4056.2	604056	21402 17,5	13.0460-4847.2	604847	29160 20,3
13.0460-3979.2	603979	21999 15,8	13.0460-4058.2	604058	21832 14,9	13.0460-4848.2	604848	24316 16,9
13.0460-3979.2	603979	23001 15,8	13.0460-4059.2	604059	21278 16,4	13.0460-4849.2	604849	24315 16,2
13.0460-3980.2	603980	23022 20,9	13.0460-4059.2	604059	21279 16,4	13.0460-4850.2	604850	24296 15,5
13.0460-3982.2	603982	23705 18,1	13.0460-4060.2	604060	21900 15,0	13.0460-4851.2	604851	23092 16,0
13.0460-3982.2	603982	23706 18,1	13.0460-4064.2	604064	21919 15,3	13.0460-4851.2	604851	23111 16,0
13.0460-3982.2	603982	23707 18,1	13.0460-4065.2	604065	21899 15,3	13.0460-4852.2	604852	24553 15,8
13.0460-3983.2	603983	23708 19,4	13.0460-4066.2	604066	21857 17,7	13.0460-4853.2	604853	24162 15,2
13.0460-3983.2	603983	23709 19,4	13.0460-4069.2	604069	23078 15,9	13.0460-4853.2	604853	24687 15,2
13.0460-3983.2	603983	23710 19,4	13.0460-4070.2	604070	21163 14,5	13.0460-4854.2	604854	23092 16,3
13.0460-3984.2	603984	23711 19,4	13.0460-4201.2	604201	21153 17,5	13.0460-4854.2	604854	23756 16,3
13.0460-3984.2	603984	23712 19,4	13.0460-4202.2	604202	21153 16,0	13.0460-4854.2	604854	23757 16,3
13.0460-3984.2	603984	23713 19,4	13.0460-4401.2	604401	20784 18,0	13.0460-4855.2	604855	23325 16,4
13.0460-3985.2	603985	23020 17,9	13.0460-4800.2	604800	23751 17,0	13.0460-4856.2	604856	25147 18,4
13.0460-3986.2	603986	23135 18,0	13.0460-4800.2	604800	23764 17,0	13.0460-4856.2	604856	25148 18,4
13.0460-3986.2	603986	23137 18,0	13.0460-4800.2	604800	23765 17,0	13.0460-4857.2	604857	25172 18,4
13.0460-3987.2	603987	23279 18,4	13.0460-4801.2	604801	21381 15,0	13.0460-4857.2	604857	25173 18,4
13.0460-3988.2	603988	23557 17,2	13.0460-4801.2	604801	24143 15,0	13.0460-4858.2	604858	25112 18,4
13.0460-3990.2	603990	23021 18,9	13.0460-4802.2	604802	23773 17,5	13.0460-4858.2	604858	25113 18,4
13.0460-3991.2	603991	23714 16,6	13.0460-4802.2	604802	23774 17,5	13.0460-4859.2	604859	23921 20,1
13.0460-3992.2	603992	23434 18,7	13.0460-4803.2	604803	23092 15,6	13.0460-4859.2	604859	24589 20,1
13.0460-3992.2	603992	23435 18,7	13.0460-4803.2	604803	23111 15,6	13.0460-4860.2	604860	29121 20,3
13.0460-3992.2	603992	23840 18,7	13.0460-4804.2	604804	23092 15,6	13.0460-4861.2	604861	29121 20,3
13.0460-3992.2	603992	23841 18,7	13.0460-4805.2	604805	24162 15,2	13.0460-4861.2	604861	29260 20,3
13.0460-3993.2	603993	23577 18,7	13.0460-4806.2	604806	23955 16,2	13.0460-4862.2	604862	29123 20,3
13.0460-3993.2	603993	23578 18,7	13.0460-4807.2	604807	24468 19,1	13.0460-4863.2	604863	24976 17,5
13.0460-3993.2	603993	23579 18,7	13.0460-4807.2	604807	24469 19,1	13.0460-4864.2	604864	24455 16,8
13.0460-3993.2	603993	23580 18,7	13.0460-4809.2	604809	24468 19,1	13.0460-4865.2	604865	29160 20,3
13.0460-3994.2	603994	23599 19,0	13.0460-4809.2	604809	24469 19,1	13.0460-4865.2	604865	29327 20,3
13.0460-3995.2	603995	23605 15,7	13.0460-4810.2	604810	24466 19,1	13.0460-4866.2	604866	29229 20,7
13.0460-3995.2	603995	23607 15,7	13.0460-4810.2	604810	24467 19,1	13.0460-4866.2	604866	29230 20,7
13.0460-3996.2	603996	23276 17,2	13.0460-4811.2	604811	24466 19,1	13.0460-4867.2	604867	24852 16,0
13.0460-3997.2	603997	23277 17,7	13.0460-4811.2	604811	24467 19,1	13.0460-4867.2	604867	24853 16,0
13.0460-3998.2	603998	23273 17,8	13.0460-4812.2	604812	24465 19,2	13.0460-4874.2	604874	25029 16,7
13.0460-3999.2	603999	23743 20,1	13.0460-4814.2	604814	21937 15,5	13.0460-4877.2	604877	29192 20,3
13.0460-3999.2	603999	23744 20,1	13.0460-4815.2	604815	21937 15,5	13.0460-4879.2	604879	25643 16,8
13.0460-4014.2	604014	21278 16,4	13.0460-4816.2	604816	24541 15,5	13.0460-4900.2	604900	20371 8,1
13.0460-4014.2	604014	21279 16,4	13.0460-4817.2	604817	23960 18,3	13.0460-4906.2	604906	20207 12,0
13.0460-4019.2	604019	20034 15,0	13.0460-4818.2	604818	23142 15,1	13.0460-4910.2	604910	20285 7,1

Vergleichsliste ATE → WVA

Cross reference list ATE → WVA - Tabella di conversione codici ATE → WVA

Liste des correspondances ATE → WVA - Lista referencias ATE → WVA



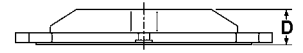
	WVA	D		WVA	D		WVA	D			
13.0460-4911.2	604911	20389	15,4	13.0460-4994.2	604994	23945	16,5	13.0460-5618.2	605618	24386	17,9
13.0460-4913.2	604913	29037	18,3	13.0460-4995.2	604995	23575	15,6	13.0460-5618.2	605618	24394	17,9
13.0460-4913.2	604913	29038	18,3	13.0460-4995.2	604995	23576	15,6	13.0460-5618.2	605618	24395	17,9
13.0460-4914.2	604914	29122	22,3	13.0460-4996.2	604996	29123	20,3	13.0460-5619.2	605619	24653	17,3
13.0460-4918.2	604918	21048	18,3	13.0460-4997.2	604997	23943	17,5	13.0460-5620.2	605620	24979	15,9
13.0460-4918.2	604918	29140	18,3	13.0460-4997.2	604997	23944	17,5	13.0460-5620.2	605620	24980	15,9
13.0460-4919.2	604919	29037	18,3	13.0460-4998.2	604998	23478	16,5	13.0460-5620.2	605620	24981	15,9
13.0460-4919.2	604919	29139	18,3	13.0460-4999.2	604999	23330	17,0	13.0460-5621.2	605621	24423	14,6
13.0460-4921.2	604921	23305	15,2	13.0460-5029.2	605029	20126	15,0	13.0460-5622.2	605622	23726	16,5
13.0460-4955.2	604955	21048	18,3	13.0460-5030.2	605030	20323	16,5	13.0460-5622.2	605622	23727	16,5
13.0460-4955.2	604955	21049	18,3	13.0460-5032.2	605032	20588	16,5	13.0460-5622.2	605622	23728	16,5
13.0460-4956.2	604956	20162	15,4	13.0460-5403.2	605403	21211	18,7	13.0460-5623.2	605623	23673	15,9
13.0460-4957.2	604957	20410	15,0	13.0460-5403.2	605403	21212	18,7	13.0460-5623.2	605623	23674	15,9
13.0460-4957.2	604957	20423	15,0	13.0460-5405.2	605405	21643	17,8	13.0460-5623.2	605623	23675	15,9
13.0460-4958.2	604958	21381	17,3	13.0460-5405.2	605405	21644	17,8	13.0460-5625.2	605625	21319	14,9
13.0460-4958.2	604958	21382	17,3	13.0460-5409.2	605409	21193	18,0	13.0460-5625.2	605625	21320	14,9
13.0460-4964.2	604964	21381	15,0	13.0460-5409.2	605409	21194	18,0	13.0460-5625.2	605625	21321	14,9
13.0460-4965.2	604965	21471	18,0	13.0460-5410.2	605410	21193	18,0	13.0460-5626.2	605626	21713	16,0
13.0460-4966.2	604966	29121	20,3	13.0460-5410.2	605410	21195	18,0	13.0460-5626.2	605626	21714	16,0
13.0460-4968.2	604968	21381	18,0	13.0460-5600.2	605600	24501	16,7	13.0460-5626.2	605626	21715	16,0
13.0460-4968.2	604968	23206	18,0	13.0460-5600.2	605600	24502	16,7	13.0460-5627.2	605627	21569	14,9
13.0460-4968.2	604968	23207	18,0	13.0460-5600.2	605600	24503	16,7	13.0460-5627.2	605627	21570	15,9
13.0460-4969.2	604969	23753	18,0	13.0460-5601.2	605601	24491	16,0	13.0460-5627.2	605627	23514	15,9
13.0460-4969.2	604969	23754	18,0	13.0460-5601.2	605601	24492	16,0	13.0460-5628.2	605628	24331	13,8
13.0460-4971.2	604971	23092	16,0	13.0460-5601.2	605601	24493	16,0	13.0460-5629.2	605629	24602	16,0
13.0460-4971.2	604971	23110	16,0	13.0460-5602.2	605602	24122	19,0	13.0460-5629.2	605629	24603	16,0
13.0460-4971.2	604971	23111	16,0	13.0460-5602.2	605602	24590	19,0	13.0460-5631.2	605631	24529	16,0
13.0460-4972.2	604972	23575	16,0	13.0460-5602.2	605602	24591	19,0	13.0460-5631.2	605631	24530	16,0
13.0460-4972.2	604972	23576	16,0	13.0460-5603.2	605603	24204	19,2	13.0460-5632.2	605632	23970	16,9
13.0460-4973.2	604973	23092	16,0	13.0460-5603.2	605603	24690	19,2	13.0460-5632.2	605632	23971	16,9
13.0460-4973.2	604973	23325	16,0	13.0460-5603.2	605603	24691	19,2	13.0460-5632.2	605632	23972	16,9
13.0460-4974.2	604974	21580	14,6	13.0460-5604.2	605604	24664	15,2	13.0460-5633.2	605633	25520	15,8
13.0460-4974.2	604974	23323	14,6	13.0460-5604.2	605604	24665	15,2	13.0460-5633.2	605633	25521	15,8
13.0460-4975.2	604975	29160	20,8	13.0460-5604.2	605604	24666	15,2	13.0460-5633.2	605633	25522	15,8
13.0460-4976.2	604976	23694	16,7	13.0460-5605.2	605605	24545	16,9	13.0460-5634.2	605634	24452	17,5
13.0460-4977.2	604977	23157	15,8	13.0460-5606.2	605606	24544	18,1	13.0460-5635.2	605635	24918	15,0
13.0460-4978.2	604978	23917	19,3	13.0460-5607.2	605607	24245	18,5	13.0460-5636.2	605636	24599	14,9
13.0460-4978.2	604978	23918	19,3	13.0460-5608.2	605608	24244	18,5	13.0460-5636.2	605636	24600	14,9
13.0460-4979.2	604979	23919	19,3	13.0460-5609.2	605609	24346	16,4	13.0460-5636.2	605636	24686	14,9
13.0460-4979.2	604979	23920	19,3	13.0460-5610.2	605610	24582	17,4	13.0460-5637.2	605637	24488	14,9
13.0460-4980.2	604980	23921	20,3	13.0460-5610.2	605610	24629	17,4	13.0460-5637.2	605637	24489	14,9
13.0460-4984.2	604984	23271	17,4	13.0460-5610.2	605610	24630	17,4	13.0460-5637.2	605637	24490	14,9
13.0460-4985.2	604985	21381	18,0	13.0460-5611.2	605611	24415	19,1	13.0460-5638.2	605638	25119	16,9
13.0460-4985.2	604985	23206	18,0	13.0460-5611.2	605611	24416	19,1	13.0460-5638.2	605638	25889	16,9
13.0460-4985.2	604985	23207	18,0	13.0460-5611.2	605611	24417	19,1	13.0460-5638.2	605638	25890	16,9
13.0460-4986.2	604986	21965	15,0	13.0460-5612.2	605612	24412	19,0	13.0460-5639.2	605639	24375	17,5
13.0460-4986.2	604986	21966	15,0	13.0460-5612.2	605612	24413	19,0	13.0460-5639.2	605639	24376	17,5
13.0460-4987.2	604987	23329	17,0	13.0460-5612.2	605612	24414	19,0	13.0460-5639.2	605639	24618	17,5
13.0460-4988.2	604988	21792	15,2	13.0460-5613.2	605613	25262	15,0	13.0460-5639.2	605639	24619	17,5
13.0460-4989.2	604989	29212	17,3	13.0460-5613.2	605613	25273	15,0	13.0460-5639.2	605639	24620	17,5
13.0460-4990.2	604990	23271	17,4	13.0460-5613.2	605613	25274	15,0	13.0460-5640.2	605640	21854	15,0
13.0460-4990.2	604990	23745	17,4	13.0460-5614.2	605614	24601	18,0	13.0460-5640.2	605640	21856	15,0
13.0460-4991.2	604991	23092	16,0	13.0460-5615.2	605615	24946	19,0	13.0460-5642.2	605642	25268	17,8
13.0460-4991.2	604991	24273	16,0	13.0460-5615.2	605615	24947	19,6	13.0460-5642.2	605642	25269	17,8
13.0460-4991.2	604991	24274	16,0	13.0460-5615.2	605615	24948	19,6	13.0460-5642.2	605642	25270	17,8
13.0460-4992.2	604992	23692	16,6	13.0460-5616.2	605616	24567	16,0	13.0460-5645.2	605645	25692	17,2
13.0460-4993.2	604993	23693	16,6	13.0460-5617.2	605617	24451	15,6	13.0460-5645.2	605645	25693	17,2






Vergleichsliste ATE → WVA

Cross reference list ATE → WVA - Tabella di conversione codici ATE → WVA

Liste des correspondances ATE → WVA - Lista referencias ATE → WVA

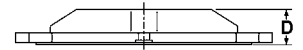





	WVA	D		WVA	D		WVA	D
13.0460-5645.2	605645	25694 17,2	13.0460-5745.2	605745	21775 15,0	13.0460-5775.2	605775	24480 14,8
13.0460-5648.2	605648	24435 14,8	13.0460-5745.2	605745	21776 15,0	13.0460-5776.2	605776	24275 16,5
13.0460-5648.2	605648	24661 14,8	13.0460-5746.2	605746	23524 17,4	13.0460-5776.2	605776	24410 16,5
13.0460-5648.2	605648	24662 14,8	13.0460-5746.2	605746	23525 17,4	13.0460-5776.2	605776	24411 16,5
13.0460-5649.2	605649	25365 16,0	13.0460-5747.2	605747	24024 17,0	13.0460-5777.2	605777	24351 16,3
13.0460-5649.2	605649	25366 16,0	13.0460-5747.2	605747	24025 17,0	13.0460-5777.2	605777	24568 16,3
13.0460-5649.2	605649	25367 16,0	13.0460-5747.2	605747	24026 17,0	13.0460-5777.2	605777	24569 16,3
13.0460-5700.2	605700	23973 17,0	13.0460-5748.2	605748	23429 15,5	13.0460-5778.2	605778	23698 16,8
13.0460-5700.2	605700	24403 17,0	13.0460-5749.2	605749	23539 17,3	13.0460-5778.2	605778	23699 16,8
13.0460-5701.2	605701	20392 18,5	13.0460-5750.2	605750	23734 16,8	13.0460-5779.2	605779	24317 17,6
13.0460-5703.2	605703	21154 19,5	13.0460-5751.2	605751	23502 16,0	13.0460-5779.2	605779	24318 17,6
13.0460-5703.2	605703	21155 19,5	13.0460-5751.2	605751	23503 16,0	13.0460-5779.2	605779	24319 17,6
13.0460-5709.2	605709	24229 14,8	13.0460-5751.2	605751	23504 16,0	13.0460-5780.2	605780	24320 15,3
13.0460-5709.2	605709	24230 15,3	13.0460-5752.2	605752	24632 17,0	13.0460-5780.2	605780	24321 15,3
13.0460-5710.2	605710	23783 14,0	13.0460-5753.2	605753	24638 20,0	13.0460-5780.2	605780	24322 15,3
13.0460-5711.2	605711	23652 15,7	13.0460-5753.2	605753	24639 19,3	13.0460-5782.2	605782	24488 14,9
13.0460-5711.2	605711	23653 15,7	13.0460-5753.2	605753	24640 19,3	13.0460-5782.2	605782	24489 14,9
13.0460-5711.2	605711	23736 15,7	13.0460-5754.2	605754	24635 16,6	13.0460-5782.2	605782	24490 14,9
13.0460-5712.2	605712	23450 17,5	13.0460-5754.2	605754	24636 16,6	13.0460-5783.2	605783	24227 16,7
13.0460-5712.2	605712	23451 17,5	13.0460-5754.2	605754	24637 16,9	13.0460-5783.2	605783	24228 16,7
13.0460-5713.2	605713	21650 15,5	13.0460-5755.2	605755	23178 16,6	13.0460-5784.2	605784	24240 16,6
13.0460-5714.2	605714	23720 17,5	13.0460-5755.2	605755	23530 16,6	13.0460-5784.2	605784	24242 16,6
13.0460-5714.2	605714	24213 17,5	13.0460-5755.2	605755	23531 16,6	13.0460-5784.2	605784	24243 16,6
13.0460-5714.2	605714	24214 17,5	13.0460-5756.2	605756	24087 17,4	13.0460-5785.2	605785	24510 17,0
13.0460-5716.2	605716	21561 17,0	13.0460-5756.2	605756	24405 17,4	13.0460-5785.2	605785	24511 17,0
13.0460-5716.2	605716	21562 17,0	13.0460-5756.2	605756	24406 17,4	13.0460-5785.2	605785	24512 17,0
13.0460-5717.2	605717	23502 16,0	13.0460-5757.2	605757	24086 15,8	13.0460-5786.2	605786	24934 15,0
13.0460-5717.2	605717	23503 16,0	13.0460-5757.2	605757	24518 15,8	13.0460-5786.2	605786	24935 15,0
13.0460-5717.2	605717	23504 16,0	13.0460-5757.2	605757	24519 15,8	13.0460-5786.2	605786	24936 15,0
13.0460-5718.2	605718	23081 18,0	13.0460-5760.2	605760	23584 16,4	13.0460-5787.2	605787	23865 17,6
13.0460-5718.2	605718	23082 18,0	13.0460-5761.2	605761	24297 14,4	13.0460-5787.2	605787	23867 17,6
13.0460-5718.2	605718	23083 18,0	13.0460-5762.2	605762	24298 14,0	13.0460-5788.2	605788	24498 14,7
13.0460-5720.2	605720	20708 14,5	13.0460-5762.2	605762	24299 14,0	13.0460-5788.2	605788	24499 14,7
13.0460-5722.2	605722	21468 15,5	13.0460-5763.2	605763	21730 14,0	13.0460-5788.2	605788	24500 14,7
13.0460-5725.2	605725	23649 17,2	13.0460-5763.2	605763	21730 14,9	13.0460-5789.2	605789	20325 17,2
13.0460-5725.2	605725	23650 17,2	13.0460-5764.2	605764	24350 17,3	13.0460-5789.2	605789	24396 17,2
13.0460-5725.2	605725	23651 17,2	13.0460-5765.2	605765	24338 15,5	13.0460-5790.2	605790	24323 15,5
13.0460-5727.2	605727	23160 17,3	13.0460-5766.2	605766	24337 17,5	13.0460-5790.2	605790	24324 15,5
13.0460-5727.2	605727	23164 17,3	13.0460-5767.2	605767	24336 17,5	13.0460-5790.2	605790	24325 15,5
13.0460-5731.2	605731	21738 13,5	13.0460-5768.2	605768	24347 17,5	13.0460-5791.2	605791	24218 17,5
13.0460-5731.2	605731	23343 13,5	13.0460-5769.2	605769	24610 15,0	13.0460-5791.2	605791	24219 17,5
13.0460-5731.2	605731	23344 13,5	13.0460-5769.2	605769	24611 15,0	13.0460-5791.2	605791	24220 17,5
13.0460-5732.2	605732	24029 12,5	13.0460-5769.2	605769	24612 15,0	13.0460-5792.2	605792	23536 17,6
13.0460-5732.2	605732	24030 12,5	13.0460-5770.2	605770	23983 17,0	13.0460-5792.2	605792	23537 17,6
13.0460-5734.2	605734	23967 15,1	13.0460-5771.2	605771	24599 14,9	13.0460-5792.2	605792	23538 17,6
13.0460-5735.2	605735	24014 16,0	13.0460-5771.2	605771	24600 14,9	13.0460-5793.2	605793	24372 17,3
13.0460-5735.2	605735	24015 16,0	13.0460-5771.2	605771	24686 14,9	13.0460-5794.2	605794	24283 15,5
13.0460-5736.2	605736	24215 15,7	13.0460-5772.2	605772	24092 17,1	13.0460-5794.2	605794	24284 15,5
13.0460-5736.2	605736	24216 15,7	13.0460-5772.2	605772	24178 17,1	13.0460-5794.2	605794	24285 15,5
13.0460-5736.2	605736	24217 15,7	13.0460-5772.2	605772	24179 17,1	13.0460-5795.2	605795	24353 16,0
13.0460-5738.2	605738	23702 15,1	13.0460-5773.2	605773	23993 15,5	13.0460-5795.2	605795	24672 16,0
13.0460-5739.2	605739	24071 14,6	13.0460-5773.2	605773	23997 15,5	13.0460-5797.2	605797	24222 16,9
13.0460-5742.2	605742	23966 17,7	13.0460-5773.2	605773	24058 15,5	13.0460-5797.2	605797	24223 16,9
13.0460-5742.2	605742	23987 17,7	13.0460-5774.2	605774	24830 16,1	13.0460-5797.2	605797	24224 16,9
13.0460-5742.2	605742	23988 17,7	13.0460-5774.2	605774	24831 16,1	13.0460-5797.2	605797	24225 16,9
13.0460-5743.2	605743	23928 17,3	13.0460-5775.2	605775	24276 14,8	13.0460-5799.2	605799	24597 17,6
13.0460-5744.2	605744	21947 15,4	13.0460-5775.2	605775	24479 14,8	13.0460-5799.2	605799	24598 17,6

Vergleichsliste ATE → WVA

Cross reference list ATE → WVA - Tabella di conversione codici ATE → WVA

Liste des correspondances ATE → WVA - Lista referencias ATE → WVA



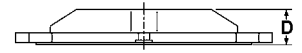
	WVA	D		WVA	D		WVA	D			
13.0460-5799.2	605799	24609	17,6	13.0460-5821.2	605821	24047	18,6	13.0460-5848.2	605848	23586	17,4
13.0460-5800.2	605800	23340	17,0	13.0460-5821.2	605821	24048	18,6	13.0460-5849.2	605849	23656	14,0
13.0460-5800.2	605800	23341	17,0	13.0460-5822.2	605822	24246	16,8	13.0460-5849.2	605849	23657	14,0
13.0460-5800.2	605800	23342	17,0	13.0460-5822.2	605822	24248	16,8	13.0460-5849.2	605849	23658	14,0
13.0460-5801.2	605801	23973	17,4	13.0460-5822.2	605822	24249	16,8	13.0460-5850.2	605850	21703	15,0
13.0460-5802.2	605802	23490	15,4	13.0460-5824.2	605824	20008	13,0	13.0460-5850.2	605850	21704	15,0
13.0460-5803.2	605803	23238	16,0	13.0460-5825.2	605825	23094	16,5	13.0460-5850.2	605850	21705	15,0
13.0460-5803.2	605803	23239	16,0	13.0460-5825.2	605825	23563	16,5	13.0460-5851.2	605851	21915	17,2
13.0460-5803.2	605803	23240	16,0	13.0460-5825.2	605825	23564	16,5	13.0460-5851.2	605851	23558	17,2
13.0460-5804.2	605804	24045	13,7	13.0460-5826.2	605826	21872	14,5	13.0460-5851.2	605851	23559	17,2
13.0460-5806.2	605806	20002	15,0	13.0460-5826.2	605826	21873	14,5	13.0460-5851.2	605851	23560	17,2
13.0460-5806.2	605806	20191	15,0	13.0460-5826.2	605826	21874	14,5	13.0460-5852.2	605852	23497	15,0
13.0460-5806.2	605806	20192	15,0	13.0460-5827.2	605827	23527	14,5	13.0460-5852.2	605852	23498	14,8
13.0460-5807.2	605807	23093	16,6	13.0460-5829.2	605829	24277	16,0	13.0460-5853.2	605853	23488	15,4
13.0460-5807.2	605807	23463	16,6	13.0460-5829.2	605829	24397	16,0	13.0460-5854.2	605854	23487	15,5
13.0460-5808.2	605808	21716	16,0	13.0460-5829.2	605829	24398	16,0	13.0460-5855.2	605855	23582	16,0
13.0460-5808.2	605808	21717	16,0	13.0460-5830.2	605830	23158	17,5	13.0460-5855.2	605855	23583	16,0
13.0460-5808.2	605808	21718	16,0	13.0460-5831.2	605831	23777	16,0	13.0460-5856.2	605856	24039	14,4
13.0460-5809.2	605809	21975	18,2	13.0460-5831.2	605831	23778	17,0	13.0460-5856.2	605856	24040	14,4
13.0460-5809.2	605809	21976	18,2	13.0460-5831.2	605831	23779	17,0	13.0460-5856.2	605856	24041	14,4
13.0460-5809.2	605809	21977	18,2	13.0460-5832.2	605832	23569	16,5	13.0460-5857.2	605857	23314	15,0
13.0460-5810.2	605810	23510	16,5	13.0460-5832.2	605832	23570	16,5	13.0460-5859.2	605859	23234	16,9
13.0460-5810.2	605810	23511	16,5	13.0460-5832.2	605832	23571	16,5	13.0460-5859.2	605859	23235	16,9
13.0460-5810.2	605810	23512	16,5	13.0460-5833.2	605833	23543	14,4	13.0460-5859.2	605859	23236	16,9
13.0460-5810.2	605810	23904	16,5	13.0460-5833.2	605833	23544	14,4	13.0460-5860.2	605860	23868	17,1
13.0460-5810.2	605810	23905	16,5	13.0460-5833.2	605833	23545	14,4	13.0460-5860.2	605860	23869	17,1
13.0460-5810.2	605810	23906	16,5	13.0460-5834.2	605834	23354	13,0	13.0460-5860.2	605860	23870	17,1
13.0460-5810.2	605810	23907	16,5	13.0460-5835.2	605835	20076	15,5	13.0460-5861.2	605861	23097	17,1
13.0460-5810.2	605810	24778	16,5	13.0460-5835.2	605835	20077	15,5	13.0460-5861.2	605861	23528	17,1
13.0460-5810.2	605810	24779	16,5	13.0460-5836.2	605836	23662	15,0	13.0460-5861.2	605861	23529	17,1
13.0460-5810.2	605810	24780	16,5	13.0460-5837.2	605837	23296	14,5	13.0460-5862.2	605862	21688	15,3
13.0460-5810.2	605810	24781	16,5	13.0460-5837.2	605837	23297	14,5	13.0460-5863.2	605863	23234	16,8
13.0460-5811.2	605811	23348	16,5	13.0460-5837.2	605837	23298	14,5	13.0460-5863.2	605863	23235	16,8
13.0460-5811.2	605811	23349	16,5	13.0460-5837.2	605837	23299	14,5	13.0460-5863.2	605863	23236	16,8
13.0460-5811.2	605811	23350	16,5	13.0460-5838.2	605838	23400	15,5	13.0460-5864.2	605864	21907	15,5
13.0460-5812.2	605812	23521	14,0	13.0460-5839.2	605839	23795	15,0	13.0460-5864.2	605864	21908	15,5
13.0460-5812.2	605812	23522	14,0	13.0460-5839.2	605839	23796	15,0	13.0460-5864.2	605864	21909	15,5
13.0460-5812.2	605812	23523	14,0	13.0460-5839.2	605839	23797	15,0	13.0460-5865.2	605865	23387	12,6
13.0460-5813.2	605813	23480	19,3	13.0460-5840.2	605840	21833	15,0	13.0460-5865.2	605865	23388	12,6
13.0460-5813.2	605813	23481	19,3	13.0460-5840.2	605840	21834	15,0	13.0460-5865.2	605865	23389	12,6
13.0460-5813.2	605813	23768	19,3	13.0460-5840.2	605840	XXXXX	15,0	13.0460-5866.2	605866	23876	12,4
13.0460-5814.2	605814	23620	16,4	13.0460-5841.2	605841	23023	14,8	13.0460-5866.2	605866	23878	12,4
13.0460-5814.2	605814	23621	16,4	13.0460-5841.2	605841	23024	14,8	13.0460-5867.2	605867	23863	14,3
13.0460-5814.2	605814	23622	16,4	13.0460-5841.2	605841	23025	14,8	13.0460-5868.2	605868	23873	15,8
13.0460-5815.2	605815	23766	17,8	13.0460-5842.2	605842	23420	16,5	13.0460-5868.2	605868	23874	15,8
13.0460-5815.2	605815	23818	17,8	13.0460-5843.2	605843	23871	14,3	13.0460-5868.2	605868	23875	15,8
13.0460-5815.2	605815	23819	17,8	13.0460-5843.2	605843	23872	14,3	13.0460-5869.2	605869	24013	14,9
13.0460-5816.2	605816	21243	14,0	13.0460-5843.2	605843	XXXXX	14,3	13.0460-5869.2	605869	24020	14,9
13.0460-5817.2	605817	23526	17,5	13.0460-5844.2	605844	23996	17,5	13.0460-5871.2	605871	23455	13,7
13.0460-5818.2	605818	21497	18,0	13.0460-5844.2	605844	23998	17,5	13.0460-5871.2	605871	23456	13,7
13.0460-5818.2	605818	21498	18,0	13.0460-5844.2	605844	24009	17,5	13.0460-5871.2	605871	23457	13,7
13.0460-5818.2	605818	21499	18,0	13.0460-5845.2	605845	21961	15,5	13.0460-5872.2	605872	21012	15,0
13.0460-5819.2	605819	23816	16,0	13.0460-5846.2	605846	23836	17,0	13.0460-5872.2	605872	21773	15,0
13.0460-5820.2	605820	21694	16,3	13.0460-5847.2	605847	23646	16,5	13.0460-5872.2	605872	21774	15,0
13.0460-5820.2	605820	21695	16,3	13.0460-5847.2	605847	23647	16,5	13.0460-5873.2	605873	23891	16,9
13.0460-5820.2	605820	21696	16,3	13.0460-5847.2	605847	23648	16,5	13.0460-5873.2	605873	23892	16,9
13.0460-5821.2	605821	24046	18,6	13.0460-5848.2	605848	23585	17,4	13.0460-5873.2	605873	23893	16,9






Vergleichsliste ATE → WVA

Cross reference list ATE → WVA - Tabella di conversione codici ATE → WVA

Liste des correspondances ATE → WVA - Lista referencias ATE → WVA

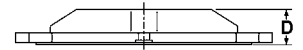





	WVA	D		WVA	D		WVA	D			
13.0460-5874.2	605874	21553	14,0	13.0460-5919.2	605919	20193	15,0	13.0460-5954.2	605954	23847	15,8
13.0460-5874.2	605874	21554	14,0	13.0460-5919.2	605919	20194	15,0	13.0460-5955.2	605955	21879	18,6
13.0460-5874.2	605874	21555	14,0	13.0460-5919.2	605919	20959	15,0	13.0460-5955.2	605955	21880	18,6
13.0460-5875.2	605875	24031	17,7	13.0460-5920.2	605920	21322	15,0	13.0460-5955.2	605955	21881	18,6
13.0460-5875.2	605875	24032	17,7	13.0460-5920.2	605920	21323	15,0	13.0460-5956.2	605956	21626	15,0
13.0460-5875.2	605875	24033	17,7	13.0460-5920.2	605920	21324	15,0	13.0460-5957.2	605957	21347	17,0
13.0460-5876.2	605876	24369	17,2	13.0460-5923.2	605923	23384	18,3	13.0460-5957.2	605957	21348	17,0
13.0460-5876.2	605876	24373	17,2	13.0460-5923.2	605923	23385	18,3	13.0460-5957.2	605957	21349	17,0
13.0460-5876.2	605876	24374	17,2	13.0460-5924.2	605924	21832	14,9	13.0460-5958.2	605958	21363	15,8
13.0460-5877.2	605877	24042	16,3	13.0460-5926.2	605926	21845	16,5	13.0460-5958.2	605958	21768	15,8
13.0460-5878.2	605878	23729	16,9	13.0460-5926.2	605926	21846	16,5	13.0460-5958.2	605958	21769	15,8
13.0460-5878.2	605878	24054	16,9	13.0460-5926.2	605926	21847	16,5	13.0460-5959.2	605959	21481	15,5
13.0460-5878.2	605878	24055	16,9	13.0460-5927.2	605927	21875	16,0	13.0460-5960.2	605960	20863	16,5
13.0460-5879.2	605879	23611	18,8	13.0460-5927.2	605927	21876	16,0	13.0460-5961.2	605961	21252	15,0
13.0460-5879.2	605879	24132	18,8	13.0460-5927.2	605927	21877	16,0	13.0460-5961.2	605961	21253	15,0
13.0460-5880.2	605880	23184	14,8	13.0460-5929.2	605929	21719	15,0	13.0460-5962.2	605962	20957	16,0
13.0460-5880.2	605880	23185	14,8	13.0460-5929.2	605929	21720	15,0	13.0460-5963.2	605963	20958	16,0
13.0460-5880.2	605880	23672	14,8	13.0460-5929.2	605929	21721	15,0	13.0460-5966.2	605966	21142	15,0
13.0460-5881.2	605881	21099	17,0	13.0460-5932.2	605932	21378	15,0	13.0460-5967.2	605967	21500	15,0
13.0460-5882.2	605882	23703	17,9	13.0460-5932.2	605932	21379	16,0	13.0460-5967.2	605967	21501	15,0
13.0460-5884.2	605884	23515	15,8	13.0460-5932.2	605932	21380	16,0	13.0460-5967.2	605967	21502	15,0
13.0460-5885.2	605885	23518	17,0	13.0460-5933.2	605933	21725	16,8	13.0460-5968.2	605968	21369	15,5
13.0460-5885.2	605885	23519	17,0	13.0460-5933.2	605933	21726	16,8	13.0460-5968.2	605968	21780	15,5
13.0460-5885.2	605885	23520	17,0	13.0460-5933.2	605933	21727	16,8	13.0460-5968.2	605968	21781	15,5
13.0460-5886.2	605886	24059	16,7	13.0460-5934.2	605934	21041	15,0	13.0460-5969.2	605969	21948	13,5
13.0460-5886.2	605886	24060	16,7	13.0460-5934.2	605934	21168	15,0	13.0460-5969.2	605969	21949	13,5
13.0460-5886.2	605886	24061	16,7	13.0460-5935.2	605935	20852	15,5	13.0460-5970.2	605970	21355	13,5
13.0460-5887.2	605887	23507	15,2	13.0460-5936.2	605936	21012	15,0	13.0460-5970.2	605970	21356	13,5
13.0460-5887.2	605887	23508	15,2	13.0460-5937.2	605937	21119	17,0	13.0460-5970.2	605970	21357	13,5
13.0460-5887.2	605887	23509	15,2	13.0460-5937.2	605937	21130	17,0	13.0460-5972.2	605972	21559	11,5
13.0460-5888.2	605888	23817	16,6	13.0460-5937.2	605937	21229	17,0	13.0460-5973.2	605973	21766	13,5
13.0460-5888.2	605888	24034	16,6	13.0460-5938.2	605938	21158	15,5	13.0460-5974.2	605974	21539	15,0
13.0460-5888.2	605888	24035	16,6	13.0460-5940.2	605940	21373	16,0	13.0460-5974.2	605974	21540	15,0
13.0460-5889.2	605889	21650	15,0	13.0460-5940.2	605940	21374	16,0	13.0460-5974.2	605974	21541	15,0
13.0460-5890.2	605890	23290	15,5	13.0460-5940.2	605940	21375	16,0	13.0460-5976.2	605976	20870	15,0
13.0460-5891.2	605891	23513	17,0	13.0460-5941.2	605941	21657	16,4	13.0460-5978.2	605978	21495	17,0
13.0460-5892.2	605892	21689	15,5	13.0460-5941.2	605941	21658	16,4	13.0460-5978.2	605978	21496	17,0
13.0460-5893.2	605893	21777	14,7	13.0460-5941.2	605941	21659	16,4	13.0460-5978.2	605978	21503	17,0
13.0460-5893.2	605893	21778	14,7	13.0460-5942.2	605942	21543	16,5	13.0460-5979.2	605979	21552	14,5
13.0460-5893.2	605893	21779	14,7	13.0460-5942.2	605942	21544	16,5	13.0460-5980.2	605980	21706	15,5
13.0460-5894.2	605894	23759	17,0	13.0460-5943.2	605943	21697	15,0	13.0460-5980.2	605980	21707	15,5
13.0460-5895.2	605895	23780	16,7	13.0460-5943.2	605943	21698	15,0	13.0460-5980.2	605980	21708	15,5
13.0460-5896.2	605896	23442	15,3	13.0460-5943.2	605943	21699	15,0	13.0460-5981.2	605981	21840	14,4
13.0460-5896.2	605896	23443	15,3	13.0460-5944.2	605944	21654	15,0	13.0460-5981.2	605981	21841	14,4
13.0460-5896.2	605896	23444	15,3	13.0460-5944.2	605944	21655	15,0	13.0460-5981.2	605981	21842	14,4
13.0460-5897.2	605897	21822	17,5	13.0460-5944.2	605944	21656	15,0	13.0460-5982.2	605982	21651	17,5
13.0460-5897.2	605897	21823	17,5	13.0460-5949.2	605949	21280	16,0	13.0460-5982.2	605982	21652	17,5
13.0460-5897.2	605897	21824	17,5	13.0460-5950.2	605950	21546	16,7	13.0460-5982.2	605982	21653	17,5
13.0460-5897.2	605897	21825	17,5	13.0460-5951.2	605951	21601	17,5	13.0460-5983.2	605983	21713	16,5
13.0460-5898.2	605898	21952	15,0	13.0460-5951.2	605951	21602	17,5	13.0460-5985.2	605985	21333	15,0
13.0460-5898.2	605898	21953	15,0	13.0460-5951.2	605951	21603	17,5	13.0460-5985.2	605985	21334	15,0
13.0460-5898.2	605898	21954	15,0	13.0460-5952.2	605952	21647	16,0	13.0460-5985.2	605985	21335	15,0
13.0460-5899.2	605899	23974	17,6	13.0460-5952.2	605952	21648	16,0	13.0460-5986.2	605986	21545	14,9
13.0460-5916.2	605916	20731	15,3	13.0460-5952.2	605952	21649	16,0	13.0460-5987.2	605987	23080	15,0
13.0460-5918.2	605918	20099	15,0	13.0460-5953.2	605953	21650	15,0	13.0460-5988.2	605988	23004	15,9
13.0460-5918.2	605918	20104	15,0	13.0460-5954.2	605954	23845	15,8	13.0460-5988.2	605988	23005	15,9
13.0460-5918.2	605918	20108	15,0	13.0460-5954.2	605954	23846	15,8	13.0460-5988.2	605988	23006	15,9

Vergleichsliste ATE → WVA

Cross reference list ATE → WVA - Tabella di conversione codici ATE → WVA

Liste des correspondances ATE → WVA - Lista referencias ATE → WVA



	WVA	D		WVA	D		WVA	D
13.0460-5989.2	605989	23454 14,9	13.0460-7047.2	607047	20756 16,5	13.0460-7081.2	607081	21911 20,3
13.0460-5991.2	605991	20112 18,0	13.0460-7048.2	607048	20939 15,8	13.0460-7083.2	607083	21621 17,3
13.0460-5991.2	605991	20113 18,0	13.0460-7050.2	607050	20676 19,5	13.0460-7083.2	607083	21622 17,3
13.0460-5992.2	605992	21679 15,0	13.0460-7050.2	607050	20678 19,5	13.0460-7084.2	607084	21592 18,8
13.0460-5992.2	605992	21680 15,0	13.0460-7051.2	607051	20547 16,5	13.0460-7084.2	607084	21593 18,8
13.0460-5992.2	605992	21681 15,0	13.0460-7051.2	607051	21353 16,5	13.0460-7085.2	607085	21278 16,9
13.0460-5993.2	605993	23237 14,5	13.0460-7052.2	607052	21190 17,5	13.0460-7085.2	607085	21904 16,9
13.0460-5994.2	605994	23234 16,8	13.0460-7052.2	607052	21201 17,5	13.0460-7086.2	607086	21664 19,8
13.0460-5995.2	605995	21558 13,0	13.0460-7053.2	607053	21273 19,5	13.0460-7086.2	607086	21795 19,8
13.0460-5996.2	605996	23241 16,1	13.0460-7053.2	607053	21274 19,5	13.0460-7087.2	607087	21670 19,4
13.0460-5998.2	605998	21312 12,8	13.0460-7055.2	607055	20944 14,8	13.0460-7087.2	607087	21794 19,4
13.0460-5998.2	605998	21313 12,8	13.0460-7055.2	607055	21063 14,8	13.0460-7088.2	607088	21430 17,3
13.0460-5998.2	605998	21314 12,8	13.0460-7055.2	607055	21098 14,8	13.0460-7088.2	607088	21827 17,3
13.0460-5999.2	605999	20895 15,0	13.0460-7056.2	607056	21396 17,5	13.0460-7089.2	607089	21676 20,3
13.0460-5999.2	605999	21127 15,0	13.0460-7056.2	607056	21582 17,5	13.0460-7089.2	607089	21677 20,3
13.0460-6015.2	606015	29835 22,0	13.0460-7057.2	607057	21394 17,5	13.0460-7090.2	607090	21691 17,3
13.0460-6027.2	606027	20011 15,0	13.0460-7057.2	607057	21396 17,5	13.0460-7090.2	607090	21891 17,3
13.0460-6028.2	606028	20011 18,5	13.0460-7058.2	607058	21430 17,3	13.0460-7091.2	607091	21829 20,3
13.0460-6031.2	606031	29581 15,0	13.0460-7058.2	607058	21432 17,3	13.0460-7091.2	607091	23115 19,8
13.0460-6033.2	606033	20968 20,3	13.0460-7059.2	607059	20887 17,3	13.0460-7100.2	607100	21866 17,2
13.0460-6033.2	606033	21064 20,3	13.0460-7059.2	607059	20888 17,3	13.0460-7100.2	607100	21868 17,2
13.0460-6036.2	606036	21304 18,5	13.0460-7060.2	607060	21396 17,5	13.0460-7101.2	607101	21866 15,3
13.0460-6910.2	606910	20364 15,0	13.0460-7060.2	607060	21638 17,5	13.0460-7101.2	607101	21868 15,3
13.0460-6910.2	606910	20365 15,0	13.0460-7061.2	607061	21275 17,0	13.0460-7102.2	607102	21883 19,8
13.0460-6911.2	606911	20359 18,0	13.0460-7061.2	607061	21276 17,0	13.0460-7102.2	607102	21885 20,4
13.0460-6914.2	606914	20038 14,0	13.0460-7063.2	607063	21193 18,0	13.0460-7105.2	607105	23140 19,4
13.0460-6916.2	606916	21459 18,5	13.0460-7063.2	607063	21962 18,0	13.0460-7105.2	607105	23141 19,4
13.0460-6916.2	606916	21897 18,5	13.0460-7064.2	607064	21930 17,9	13.0460-7107.2	607107	21278 16,4
13.0460-6917.2	606917	21237 15,5	13.0460-7064.2	607064	21931 17,9	13.0460-7108.2	607108	20907 18,1
13.0460-6917.2	606917	21238 15,5	13.0460-7064.2	607064	21932 17,9	13.0460-7108.2	607108	23228 18,1
13.0460-6917.2	606917	21514 15,5	13.0460-7065.2	607065	21927 17,9	13.0460-7110.2	607110	20676 19,8
13.0460-6921.2	606921	24974 16,8	13.0460-7065.2	607065	21928 17,9	13.0460-7110.2	607110	23018 20,3
13.0460-6922.2	606922	21459 17,5	13.0460-7065.2	607065	21929 17,9	13.0460-7110.2	607110	23019 20,3
13.0460-6923.2	606923	23471 14,5	13.0460-7067.2	607067	21927 17,9	13.0460-7111.2	607111	23130 19,6
13.0460-6924.2	606924	23471 17,5	13.0460-7067.2	607067	21929 17,9	13.0460-7111.2	607111	23131 19,6
13.0460-6925.2	606925	21519 17,8	13.0460-7068.2	607068	21930 17,9	13.0460-7112.2	607112	21637 19,3
13.0460-6926.2	606926	20359 19,2	13.0460-7068.2	607068	21932 17,9	13.0460-7112.2	607112	23222 19,3
13.0460-6926.2	606926	21160 19,2	13.0460-7069.2	607069	21636 19,3	13.0460-7113.2	607113	23218 18,0
13.0460-7005.2	607005	20857 17,5	13.0460-7069.2	607069	21637 19,3	13.0460-7113.2	607113	23220 18,0
13.0460-7005.2	607005	20858 17,5	13.0460-7071.2	607071	20640 17,5	13.0460-7114.2	607114	21930 17,9
13.0460-7027.2	607027	20640 17,5	13.0460-7071.2	607071	20753 17,5	13.0460-7114.2	607114	23181 17,9
13.0460-7027.2	607027	20783 17,5	13.0460-7072.2	607072	21866 19,7	13.0460-7115.2	607115	23063 17,5
13.0460-7030.2	607030	20889 17,3	13.0460-7072.2	607072	21868 19,7	13.0460-7115.2	607115	23064 17,5
13.0460-7032.2	607032	20887 19,7	13.0460-7073.2	607073	21202 16,9	13.0460-7115.2	607115	23065 17,5
13.0460-7032.2	607032	20888 19,7	13.0460-7073.2	607073	21203 16,9	13.0460-7115.2	607115	23066 18,5
13.0460-7033.2	607033	20887 15,3	13.0460-7076.2	607076	21848 19,8	13.0460-7115.2	607115	23067 18,5
13.0460-7033.2	607033	20888 15,3	13.0460-7076.2	607076	21849 20,3	13.0460-7116.2	607116	23057 20,2
13.0460-7036.2	607036	20675 16,5	13.0460-7077.2	607077	20676 19,8	13.0460-7116.2	607116	23058 19,6
13.0460-7036.2	607036	20756 16,5	13.0460-7077.2	607077	21624 20,3	13.0460-7116.2	607116	23059 19,6
13.0460-7040.2	607040	20907 18,0	13.0460-7077.2	607077	21646 20,3	13.0460-7117.2	607117	23130 19,6
13.0460-7040.2	607040	20908 18,0	13.0460-7078.2	607078	21486 19,3	13.0460-7117.2	607117	23131 19,6
13.0460-7041.2	607041	20907 18,0	13.0460-7078.2	607078	21642 19,3	13.0460-7117.2	607117	23187 19,6
13.0460-7041.2	607041	20909 18,0	13.0460-7079.2	607079	21282 17,3	13.0460-7121.2	607121	23154 19,0
13.0460-7042.2	607042	20491 15,0	13.0460-7079.2	607079	21487 17,3	13.0460-7121.2	607121	23155 19,0
13.0460-7046.2	607046	20629 20,3	13.0460-7080.2	607080	21411 17,5	13.0460-7122.2	607122	20676 19,8
13.0460-7046.2	607046	20757 20,3	13.0460-7080.2	607080	21413 18,3	13.0460-7122.2	607122	21911 20,3
13.0460-7047.2	607047	20675 16,5	13.0460-7081.2	607081	20676 19,8	13.0460-7122.2	607122	23392 20,3






Vergleichsliste ATE → WVA

Cross reference list ATE → WVA - Tabella di conversione codici ATE → WVA

Liste des correspondances ATE → WVA - Lista referencias ATE → WVA



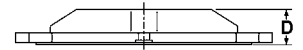
	WVA	D		WVA	D		WVA	D			
13.0460-7123.2	607123	23034	18,8	13.0460-7156.2	607156	23034	19,4	13.0460-7182.2	607182	23896	20,6
13.0460-7123.2	607123	23036	19,4	13.0460-7156.2	607156	23418	19,4	13.0460-7182.2	607182	23897	20,6
13.0460-7124.2	607124	21883	19,8	13.0460-7157.2	607157	23215	18,3	13.0460-7183.2	607183	21484	20,5
13.0460-7124.2	607124	21885	20,4	13.0460-7157.2	607157	23217	18,3	13.0460-7183.2	607183	21485	20,5
13.0460-7124.2	607124	23163	20,4	13.0460-7158.2	607158	23245	18,3	13.0460-7184.2	607184	23587	20,6
13.0460-7125.2	607125	21930	17,9	13.0460-7158.2	607158	23247	18,3	13.0460-7184.2	607184	23588	20,6
13.0460-7125.2	607125	21931	17,9	13.0460-7159.2	607159	23245	18,3	13.0460-7184.2	607184	23589	20,6
13.0460-7126.2	607126	20907	18,1	13.0460-7159.2	607159	23248	18,3	13.0460-7185.2	607185	20968	20,3
13.0460-7126.2	607126	23552	18,1	13.0460-7160.2	607160	23482	16,7	13.0460-7185.2	607185	21064	20,3
13.0460-7128.2	607128	23218	18,0	13.0460-7160.2	607160	23483	16,7	13.0460-7186.2	607186	23440	17,6
13.0460-7128.2	607128	23220	18,0	13.0460-7161.2	607161	23281	18,3	13.0460-7186.2	607186	23441	18,1
13.0460-7129.2	607129	20907	18,1	13.0460-7161.2	607161	23282	18,3	13.0460-7187.2	607187	23590	19,5
13.0460-7129.2	607129	23229	18,1	13.0460-7162.2	607162	23716	15,8	13.0460-7187.2	607187	23591	18,0
13.0460-7131.2	607131	21193	18,0	13.0460-7162.2	607162	23717	15,8	13.0460-7188.2	607188	24141	19,1
13.0460-7131.2	607131	21194	18,0	13.0460-7163.2	607163	21358	19,8	13.0460-7188.2	607188	24142	20,6
13.0460-7131.2	607131	25962	18,0	13.0460-7163.2	607163	21910	19,8	13.0460-7189.2	607189	24011	18,7
13.0460-7132.2	607132	23218	18,0	13.0460-7164.2	607164	21866	17,2	13.0460-7189.2	607189	24012	18,7
13.0460-7132.2	607132	23775	18,0	13.0460-7164.2	607164	21868	17,2	13.0460-7190.2	607190	24367	19,1
13.0460-7133.2	607133	21927	17,9	13.0460-7164.2	607164	23752	17,2	13.0460-7190.2	607190	24368	19,1
13.0460-7133.2	607133	21928	17,9	13.0460-7165.2	607165	21358	19,8	13.0460-7190.2	607190	24556	19,1
13.0460-7134.2	607134	21278	16,4	13.0460-7165.2	607165	21579	19,8	13.0460-7191.2	607191	23749	19,1
13.0460-7135.2	607135	23076	17,5	13.0460-7166.2	607166	23762	20,4	13.0460-7191.2	607191	23835	19,6
13.0460-7135.2	607135	23077	17,5	13.0460-7166.2	607166	23763	20,4	13.0460-7193.2	607193	23723	18,1
13.0460-7137.2	607137	23482	15,8	13.0460-7167.2	607167	23312	20,3	13.0460-7193.2	607193	23724	18,1
13.0460-7137.2	607137	23483	15,8	13.0460-7167.2	607167	23347	20,3	13.0460-7194.2	607194	23482	16,6
13.0460-7138.2	607138	20968	17,5	13.0460-7168.2	607168	21282	17,3	13.0460-7194.2	607194	24137	16,6
13.0460-7138.2	607138	23126	17,5	13.0460-7168.2	607168	23447	17,3	13.0460-7195.2	607195	23482	16,6
13.0460-7139.2	607139	23140	19,4	13.0460-7169.2	607169	23309	17,3	13.0460-7195.2	607195	24137	16,6
13.0460-7139.2	607139	23141	19,4	13.0460-7169.2	607169	23310	17,3	13.0460-7196.2	607196	21576	20,7
13.0460-7139.2	607139	24095	19,4	13.0460-7170.2	607170	23448	20,8	13.0460-7196.2	607196	21577	20,7
13.0460-7140.2	607140	21637	19,3	13.0460-7170.2	607170	23449	20,8	13.0460-7199.2	607199	23404	20,6
13.0460-7140.2	607140	21641	19,3	13.0460-7171.2	607171	23334	16,7	13.0460-7199.2	607199	23405	20,1
13.0460-7140.2	607140	23289	19,3	13.0460-7171.2	607171	23335	16,7	13.0460-7200.2	607200	23801	20,3
13.0460-7141.2	607141	20907	18,1	13.0460-7172.2	607172	23378	20,1	13.0460-7200.2	607200	23912	20,3
13.0460-7141.2	607141	23842	18,1	13.0460-7172.2	607172	23379	20,1	13.0460-7200.2	607200	23913	20,3
13.0460-7142.2	607142	23202	18,3	13.0460-7172.2	607172	23402	20,1	13.0460-7201.2	607201	23763	20,3
13.0460-7142.2	607142	23604	18,3	13.0460-7172.2	607172	23403	20,1	13.0460-7201.2	607201	23801	20,3
13.0460-7143.2	607143	21848	19,8	13.0460-7173.2	607173	21829	20,3	13.0460-7201.2	607201	23950	20,3
13.0460-7143.2	607143	21849	20,3	13.0460-7173.2	607173	23116	19,6	13.0460-7202.2	607202	23589	19,1
13.0460-7143.2	607143	23324	20,3	13.0460-7173.2	607173	23117	19,6	13.0460-7202.2	607202	24153	19,1
13.0460-7144.2	607144	23112	19,1	13.0460-7174.2	607174	23732	17,3	13.0460-7203.2	607203	21670	19,3
13.0460-7144.2	607144	23114	19,1	13.0460-7174.2	607174	23737	17,3	13.0460-7203.2	607203	21794	19,3
13.0460-7145.2	607145	23073	18,8	13.0460-7176.2	607176	23793	20,3	13.0460-7204.2	607204	23801	18,8
13.0460-7145.2	607145	23074	18,8	13.0460-7176.2	607176	23794	20,3	13.0460-7204.2	607204	23912	18,8
13.0460-7146.2	607146	20147	17,0	13.0460-7177.2	607177	23394	13,7	13.0460-7205.2	607205	23787	19,0
13.0460-7146.2	607146	20149	17,0	13.0460-7177.2	607177	23395	13,7	13.0460-7205.2	607205	23788	19,0
13.0460-7147.2	607147	21284	19,1	13.0460-7178.2	607178	23394	13,7	13.0460-7206.2	607206	23631	18,6
13.0460-7147.2	607147	21285	19,1	13.0460-7178.2	607178	23395	13,7	13.0460-7206.2	607206	23632	18,6
13.0460-7148.2	607148	23200	18,0	13.0460-7178.2	607178	23824	13,7	13.0460-7206.2	607206	23633	18,6
13.0460-7148.2	607148	23201	18,0	13.0460-7179.2	607179	23832	20,2	13.0460-7207.2	607207	23807	18,6
13.0460-7153.2	607153	23269	19,8	13.0460-7179.2	607179	23833	20,2	13.0460-7207.2	607207	23969	18,6
13.0460-7153.2	607153	23270	19,8	13.0460-7179.2	607179	23844	20,5	13.0460-7209.2	607209	23482	16,6
13.0460-7154.2	607154	23034	18,8	13.0460-7180.2	607180	21637	19,3	13.0460-7209.2	607209	24137	16,6
13.0460-7154.2	607154	23418	19,4	13.0460-7180.2	607180	23222	19,3	13.0460-7210.2	607210	23791	20,8
13.0460-7154.2	607154	23419	19,4	13.0460-7180.2	607180	24067	19,3	13.0460-7210.2	607210	23792	20,8
13.0460-7155.2	607155	21676	20,3	13.0460-7181.2	607181	21636	19,3	13.0460-7211.2	607211	24339	20,5
13.0460-7155.2	607155	23183	20,3	13.0460-7181.2	607181	21637	19,3	13.0460-7211.2	607211	24340	20,3






Vergleichsliste ATE → WVA

Cross reference list ATE → WVA - Tabella di conversione codici ATE → WVA

Liste des correspondances ATE → WVA - Lista referencias ATE → WVA



	WVA	D		WVA	D		WVA	D			
13.0460-7212.2	607212	23738	20,1	13.0460-7238.2	607238	23313	20,3	13.0460-7264.2	607264	25098	17,0
13.0460-7212.2	607212	23739	20,1	13.0460-7238.2	607238	24255	20,3	13.0460-7265.2	607265	24727	20,7
13.0460-7213.2	607213	23202	17,8	13.0460-7239.2	607239	24172	19,0	13.0460-7265.2	607265	24729	20,4
13.0460-7213.2	607213	24022	17,8	13.0460-7239.2	607239	24173	20,0	13.0460-7266.2	607266	24538	17,9
13.0460-7213.2	607213	24023	17,8	13.0460-7240.2	607240	23746	18,1	13.0460-7266.2	607266	24914	17,9
13.0460-7214.2	607214	24574	15,0	13.0460-7240.2	607240	23747	18,1	13.0460-7267.2	607267	25045	19,5
13.0460-7214.2	607214	24575	14,8	13.0460-7240.2	607240	23749	17,6	13.0460-7267.2	607267	25046	18,5
13.0460-7214.2	607214	24576	14,8	13.0460-7241.2	607241	20547	16,5	13.0460-7268.2	607268	23794	20,3
13.0460-7215.2	607215	23935	17,8	13.0460-7241.2	607241	24487	16,5	13.0460-7268.2	607268	24697	19,3
13.0460-7215.2	607215	23999	17,8	13.0460-7242.2	607242	24332	19,8	13.0460-7269.2	607269	24339	19,5
13.0460-7216.2	607216	23794	20,3	13.0460-7242.2	607242	24333	21,3	13.0460-7269.2	607269	24340	19,5
13.0460-7216.2	607216	23968	20,3	13.0460-7242.2	607242	24334	21,3	13.0460-7270.2	607270	24673	18,0
13.0460-7217.2	607217	23926	17,3	13.0460-7243.2	607243	24142	20,6	13.0460-7270.2	607270	24674	18,0
13.0460-7217.2	607217	23927	17,3	13.0460-7243.2	607243	24521	19,1	13.0460-7271.2	607271	24151	21,0
13.0460-7218.2	607218	24367	19,1	13.0460-7244.2	607244	24253	17,8	13.0460-7271.2	607271	24152	20,3
13.0460-7218.2	607218	24368	19,1	13.0460-7244.2	607244	24254	18,0	13.0460-7272.2	607272	24399	20,4
13.0460-7218.2	607218	24645	19,1	13.0460-7245.2	607245	23747	19,6	13.0460-7272.2	607272	24875	19,8
13.0460-7219.2	607219	23923	17,6	13.0460-7245.2	607245	23749	19,1	13.0460-7273.2	607273	24538	19,4
13.0460-7219.2	607219	23924	17,6	13.0460-7245.2	607245	23835	19,6	13.0460-7273.2	607273	25180	19,0
13.0460-7220.2	607220	23922	21,0	13.0460-7246.2	607246	21275	17,0	13.0460-7274.2	607274	23731	17,3
13.0460-7220.2	607220	23925	20,5	13.0460-7246.2	607246	21276	17,0	13.0460-7274.2	607274	24695	17,3
13.0460-7221.2	607221	23215	18,3	13.0460-7247.2	607247	24367	19,2	13.0460-7276.2	607276	25222	17,3
13.0460-7221.2	607221	24535	18,3	13.0460-7247.2	607247	24368	19,2	13.0460-7276.2	607276	25223	17,3
13.0460-7222.2	607222	23245	18,3	13.0460-7247.2	607247	24645	19,2	13.0460-7277.2	607277	24084	19,3
13.0460-7222.2	607222	24536	18,3	13.0460-7248.2	607248	23215	17,5	13.0460-7277.2	607277	24332	18,3
13.0460-7223.2	607223	23794	20,3	13.0460-7248.2	607248	23217	17,5	13.0460-7278.2	607278	23482	16,6
13.0460-7223.2	607223	24096	20,3	13.0460-7249.2	607249	24709	18,6	13.0460-7278.2	607278	25218	16,6
13.0460-7223.2	607223	24193	20,3	13.0460-7249.2	607249	24710	18,6	13.0460-7279.2	607279	25069	17,3
13.0460-7224.2	607224	23397	19,4	13.0460-7250.2	607250	24709	17,5	13.0460-7279.2	607279	25070	17,3
13.0460-7224.2	607224	23399	19,4	13.0460-7250.2	607250	24870	17,5	13.0460-7280.2	607280	25158	20,3
13.0460-7225.2	607225	23550	17,3	13.0460-7251.2	607251	23482	15,8	13.0460-7280.2	607280	25159	20,3
13.0460-7225.2	607225	23551	17,3	13.0460-7251.2	607251	24137	15,8	13.0460-7281.2	607281	25160	20,3
13.0460-7226.2	607226	23587	20,8	13.0460-7252.2	607252	24084	19,3	13.0460-7281.2	607281	25161	20,3
13.0460-7226.2	607226	23588	20,8	13.0460-7252.2	607252	24332	18,3	13.0460-7282.2	607282	25190	21,3
13.0460-7226.2	607226	23589	20,4	13.0460-7253.2	607253	23482	15,8	13.0460-7282.2	607282	25191	21,3
13.0460-7227.2	607227	23801	20,3	13.0460-7253.2	607253	24137	15,8	13.0460-7282.2	607282	25192	21,3
13.0460-7227.2	607227	23912	20,3	13.0460-7255.2	607255	25114	15,8	13.0460-7283.2	607283	25531	19,3
13.0460-7227.2	607227	23913	20,3	13.0460-7255.2	607255	25115	15,8	13.0460-7283.2	607283	25532	19,2
13.0460-7228.2	607228	24123	20,3	13.0460-7256.2	607256	24705	19,8	13.0460-7284.2	607284	25804	17,3
13.0460-7228.2	607228	24124	19,3	13.0460-7256.2	607256	24706	21,3	13.0460-7284.2	607284	25805	17,3
13.0460-7229.2	607229	24538	18,5	13.0460-7256.2	607256	24707	21,3	13.0460-7284.2	607284	25806	17,3
13.0460-7229.2	607229	24539	18,5	13.0460-7257.2	607257	24253	18,0	13.0460-7285.2	607285	23587	20,6
13.0460-7230.2	607230	24557	19,4	13.0460-7257.2	607257	24254	18,0	13.0460-7285.2	607285	23589	20,6
13.0460-7230.2	607230	24558	18,7	13.0460-7259.2	607259	24862	16,7	13.0460-7287.2	607287	25265	16,6
13.0460-7231.2	607231	24170	20,2	13.0460-7259.2	607259	24863	16,7	13.0460-7287.2	607287	25266	16,6
13.0460-7231.2	607231	24171	20,9	13.0460-7260.2	607260	24458	17,3	13.0460-7290.2	607290	24574	15,0
13.0460-7232.2	607232	21282	17,3	13.0460-7260.2	607260	24495	17,3	13.0460-7290.2	607290	25054	15,0
13.0460-7232.2	607232	23447	17,3	13.0460-7261.2	607261	24436	19,7	13.0460-7290.2	607290	25055	15,0
13.0460-7234.2	607234	24438	16,1	13.0460-7261.2	607261	24437	20,2	13.0460-7295.2	607295	25968	16,1
13.0460-7234.2	607234	24439	16,1	13.0460-7262.2	607262	25031	19,1	13.0460-7295.2	607295	25969	16,1
13.0460-7235.2	607235	24670	18,0	13.0460-7262.2	607262	25032	19,1	13.0460-7296.2	607296	23212	20,3
13.0460-7235.2	607235	24671	18,0	13.0460-7262.2	607262	25033	19,1	13.0460-7296.2	607296	23213	20,3
13.0460-7236.2	607236	23746	19,7	13.0460-7263.2	607263	24034	19,1	13.0460-7298.2	607298	25702	18,2
13.0460-7236.2	607236	23747	19,7	13.0460-7263.2	607263	24035	19,1	13.0460-7298.2	607298	25703	18,2
13.0460-7236.2	607236	23749	18,7	13.0460-7263.2	607263	24036	19,1	13.0460-7300.2	607300	25833	17,3
13.0460-7237.2	607237	23347	20,3	13.0460-7264.2	607264	25096	17,0	13.0460-7300.2	607300	25834	17,3
13.0460-7237.2	607237	24161	20,3	13.0460-7264.2	607264	25097	17,0	13.0460-7301.2	607301	25841	16,1






Vergleichsliste ATE → WVA

Cross reference list ATE → WVA - Tabella di conversione codici ATE → WVA

Liste des correspondances ATE → WVA - Lista referencias ATE → WVA

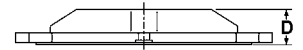





	WVA	D		WVA	D		WVA	D
13.0460-7301.2	607301	25842 16,1	13.0470-2714.2	LD2714	24289 16,9	13.0470-2857.2	LD2857	23225 17,0
13.0460-7903.2	607903	20465 18,0	13.0470-2714.2	LD2714	24290 16,9	13.0470-2857.2	LD2857	23226 17,0
13.0460-7903.2	607903	29012 18,0	13.0470-2716.2	LD2716	24703 17,8	13.0470-2858.2	LD2858	23284 14,0
13.0460-7906.2	607906	29001 20,0	13.0470-2716.2	LD2716	24704 17,8	13.0470-2860.2	LD2860	23554 16,3
13.0460-7906.2	607906	29003 20,0	13.0470-2722.2	LD2722	24496 17,3	13.0470-2867.2	LD2867	23517 16,6
13.0460-7909.2	607909	29153 20,0	13.0470-2723.2	LD2723	24537 16,1	13.0470-2868.2	LD2868	23417 15,3
13.0460-8002.2	608002	23358 18,0	13.0470-2725.2	LD2725	23984 17,8	13.0470-2868.2	LD2868	23654 15,3
13.0460-8002.2	608002	23359 18,0	13.0470-2725.2	LD2725	23985 17,8	13.0470-2868.2	LD2868	23655 15,3
13.0460-8002.2	608002	23360 18,0	13.0470-2726.2	LD2726	23144 19,8	13.0470-2877.2	LD2877	23554 17,2
13.0460-8003.2	608003	23043 16,0	13.0470-2726.2	LD2726	23145 19,8	13.0470-2877.2	LD2877	23556 17,2
13.0460-8003.2	608003	23044 16,0	13.0470-2727.2	LD2727	23144 19,8	13.0470-2877.2	LD2877	23823 17,2
13.0460-8004.2	608004	23193 16,4	13.0470-2727.2	LD2727	23145 19,8	13.0470-2879.2	LD2879	23601 13,7
13.0460-8004.2	608004	23194 16,4	13.0470-2732.2	LD2732	24306 20,3	13.0470-2880.2	LD2880	23914 17,1
13.0460-8004.2	608004	23195 17,4	13.0470-2733.2	LD2733	24306 20,3	13.0470-2884.2	LD2884	23581 18,8
13.0460-8004.2	608004	23196 17,4	13.0470-2734.2	LD2734	24310 19,0	13.0470-2884.2	LD2884	23843 18,8
13.0460-8005.2	608005	23189 16,7	13.0470-2734.2	LD2734	24456 19,0	13.0470-2885.2	LD2885	24077 19,1
13.0460-8005.2	608005	23190 16,7	13.0470-2736.2	LD2736	24496 17,3	13.0470-2886.2	LD2886	20961 16,2
13.0460-8005.2	608005	23191 16,7	13.0470-2740.2	LD2740	23554 17,2	13.0470-2887.2	LD2887	23914 17,1
13.0460-8005.2	608005	23192 16,7	13.0470-2746.2	LD2746	24408 19,2	13.0470-2888.2	LD2888	23326 17,4
13.0460-8006.2	608006	20660 15,6	13.0470-2746.2	LD2746	24409 19,2	13.0470-2891.2	LD2891	24134 19,6
13.0460-8007.2	608007	23189 16,7	13.0470-2746.2	LD2746	24743 19,2	13.0470-2891.2	LD2891	24175 19,6
13.0460-8007.2	608007	23190 16,7	13.0470-2747.2	LD2747	24606 17,4	13.0470-2892.2	LD2892	24133 18,6
13.0460-8007.2	608007	23192 16,7	13.0470-2747.2	LD2747	24606 17,7	13.0470-2892.2	LD2892	24174 18,6
13.0460-8007.2	608007	23718 16,7	13.0470-2748.2	LD2748	24606 17,4	13.0470-2893.2	LD2893	24135 17,7
13.0460-8008.2	608008	24036 16,7	13.0470-2748.2	LD2748	24606 17,7	13.0470-2894.2	LD2894	20961 17,4
13.0460-8008.2	608008	24037 16,7	13.0470-2749.2	LD2749	24483 16,9	13.0470-2927.2	LD2927	20941 19,3
13.0460-8008.2	608008	24038 16,7	13.0470-2755.2	LD2755	24421 17,2	13.0470-2927.2	LD2927	21028 19,3
13.0460-8009.2	608009	21815 18,8	13.0470-2755.2	LD2755	24422 17,2	13.0470-2975.2	LD2975	21439 20,3
13.0460-8009.2	608009	21816 16,8	13.0470-2758.2	LD2758	24421 17,2	13.0470-3605.2	LD3605	20180 17,3
13.0460-8009.2	608009	21817 16,8	13.0470-2758.2	LD2758	24422 17,2	13.0470-3605.2	LD3605	20181 17,3
13.0460-8010.2	608010	23561 18,1	13.0470-2760.2	LD2760	24561 17,7	13.0470-3805.2	LD3805	21197 15,0
13.0460-8010.2	608010	23562 18,1	13.0470-2760.2	LD2760	24562 17,7	13.0470-3812.2	LD3812	23714 17,6
13.0460-8011.2	608011	23361 14,8	13.0470-2764.2	LD2764	24738 20,0	13.0470-3813.2	LD3813	24150 17,6
13.0460-8011.2	608011	23362 14,8	13.0470-2764.2	LD2764	25217 20,0	13.0470-3814.2	LD3814	23934 18,2
13.0460-8011.2	608011	23363 14,8	13.0470-2765.2	LD2765	24409 19,2	13.0470-3815.2	LD3815	23930 18,2
13.0460-8013.2	608013	24604 16,5	13.0470-2765.2	LD2765	24743 19,2	13.0470-3826.2	LD3826	23706 18,0
13.0460-8013.2	608013	24605 16,5	13.0470-2767.2	LD2767	25156 17,4	13.0470-3826.2	LD3826	23707 18,0
13.0460-8014.2	608014	25632 15,5	13.0470-2767.2	LD2767	25157 17,4	13.0470-3827.2	LD3827	23709 19,6
13.0460-8014.2	608014	25633 15,5	13.0470-2768.2	LD2768	23811 17,7	13.0470-3827.2	LD3827	23710 19,6
13.0460-8014.2	608014	25634 15,5	13.0470-2768.2	LD2768	24788 17,7	13.0470-3828.2	LD3828	24349 17,5
13.0460-9028.2	609028	20392 15,0	13.0470-2769.2	LD2769	24606 17,4	13.0470-3831.2	LD3831	24260 17,3
13.0460-9029.2	609029	20341 16,7	13.0470-2769.2	LD2769	25214 17,4	13.0470-3836.2	LD3836	24540 16,3
13.0460-9030.2	609030	20092 15,0	13.0470-2770.2	LD2770	24606 17,4	13.0470-3838.2	LD3838	21436 17,0
13.0460-9031.2	609031	20437 19,0	13.0470-2770.2	LD2770	25214 17,4	13.0470-3839.2	LD3839	23707 17,9
13.0460-9033.2	609033	21303 18,9	13.0470-2773.2	LD2773	24606 17,4	13.0470-3839.2	LD3839	23982 18,1
13.0460-9034.2	609034	20437 15,0	13.0470-2773.2	LD2773	25214 17,4	13.0470-3839.2	LD3839	24288 17,9
13.0460-9037.2	609037	20309 17,9	13.0470-2776.2	LD2776	23070 17,0	13.0470-3840.2	LD3840	23981 19,6
13.0462-4855.2	600018	20910 15,0	13.0470-2778.2	LD2778	25326 19,3	13.0470-3840.2	LD3840	24549 19,6
13.0470-2707.2	LD2707	23760 17,7	13.0470-2779.2	LD2779	24869 19,3	13.0470-3846.2	LD3846	24072 17,9
13.0470-2708.2	LD2708	23881 20,0	13.0470-2786.2	LD2786	24848 18,3	13.0470-3846.2	LD3846	24764 17,9
13.0470-2709.2	LD2709	23973 17,4	13.0470-2820.2	LD2820	20961 17,6	13.0470-3847.2	LD3847	24660 17,8
13.0470-2710.2	LD2710	23915 17,6	13.0470-2823.2	LD2823	23554 17,2	13.0470-3852.2	LD3852	24867 20,7
13.0470-2710.2	LD2710	23916 17,6	13.0470-2833.2	LD2833	23070 17,0	13.0470-3852.2	LD3852	24868 20,7
13.0470-2711.2	LD2711	24077 19,1	13.0470-2837.2	LD2837	21945 19,6	13.0470-3857.2	LD3857	25199 19,6
13.0470-2712.2	LD2712	23138 14,6	13.0470-2837.2	LD2837	23393 19,6	13.0470-3857.2	LD3857	25200 19,6
13.0470-2713.2	LD2713	23623 17,4	13.0470-2845.2	LD2845	23554 16,4	13.0470-3858.2	LD3858	24563 17,7
13.0470-2713.2	LD2713	23624 17,4	13.0470-2855.2	LD2855	23138 14,6	13.0470-3859.2	LD3859	25307 17,5

Vergleichsliste ATE → WVA

Cross reference list ATE → WVA - Tabella di conversione codici ATE → WVA

Liste des correspondances ATE → WVA - Lista referencias ATE → WVA



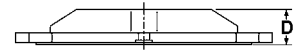
	WVA	D		WVA	D		WVA	D
13.0470-3859.2	LD3859	25308 17,5	13.0470-5612.2	LD5612	24412 19,0	13.0470-7145.2	LD7145	23074 18,8
13.0470-3860.2	LD3860	24484 18,8	13.0470-5612.2	LD5612	24413 19,0	13.0470-7155.2	LD7155	21676 20,3
13.0470-3865.2	LD3865	25014 18,2	13.0470-5612.2	LD5612	24414 19,0	13.0470-7155.2	LD7155	23183 20,3
13.0470-3865.2	LD3865	25015 18,2	13.0470-5634.2	LD5634	24452 17,5	13.0470-7157.2	LD7157	23215 18,3
13.0470-3866.2	LD3866	25506 18,2	13.0470-5635.2	LD5635	24918 15,0	13.0470-7157.2	LD7157	23217 18,3
13.0470-3866.2	LD3866	25507 18,2	13.0470-5752.2	LD5752	24632 17,0	13.0470-7158.2	LD7158	23245 18,3
13.0470-3966.2	LD3966	23600 19,4	13.0470-5786.2	LD5786	24934 15,0	13.0470-7158.2	LD7158	23247 18,3
13.0470-3982.2	LD3982	23705 18,1	13.0470-5786.2	LD5786	24935 15,0	13.0470-7159.2	LD7159	23245 18,3
13.0470-3982.2	LD3982	23706 18,1	13.0470-5786.2	LD5786	24936 15,0	13.0470-7159.2	LD7159	23248 18,3
13.0470-3982.2	LD3982	23707 18,1	13.0470-7053.2	LD7053	21273 19,5	13.0470-7161.2	LD7161	23281 18,3
13.0470-3983.2	LD3983	23708 19,4	13.0470-7053.2	LD7053	21274 19,5	13.0470-7161.2	LD7161	23282 18,3
13.0470-3983.2	LD3983	23709 19,4	13.0470-7078.2	LD7078	21486 19,3	13.0470-7162.2	LD7162	23716 15,8
13.0470-3983.2	LD3983	23710 19,4	13.0470-7078.2	LD7078	21642 19,3	13.0470-7162.2	LD7162	23717 15,8
13.0470-3984.2	LD3984	23711 19,4	13.0470-7079.2	LD7079	21282 17,3	13.0470-7166.2	LD7166	23762 20,4
13.0470-3984.2	LD3984	23712 19,4	13.0470-7079.2	LD7079	21487 17,3	13.0470-7166.2	LD7166	23763 20,4
13.0470-3984.2	LD3984	23713 19,4	13.0470-7081.2	LD7081	20676 19,8	13.0470-7167.2	LD7167	23312 20,3
13.0470-3987.2	LD3987	23279 18,4	13.0470-7081.2	LD7081	21911 20,3	13.0470-7167.2	LD7167	23347 20,3
13.0470-3988.2	LD3988	23557 17,2	13.0470-7086.2	LD7086	21664 19,8	13.0470-7168.2	LD7168	21282 17,3
13.0470-3994.2	LD3994	23599 19,0	13.0470-7086.2	LD7086	21795 19,8	13.0470-7168.2	LD7168	23447 17,3
13.0470-3999.2	LD3999	23743 20,1	13.0470-7087.2	LD7087	21670 19,4	13.0470-7169.2	LD7169	23309 17,3
13.0470-3999.2	LD3999	23744 20,1	13.0470-7087.2	LD7087	21794 19,4	13.0470-7169.2	LD7169	23310 17,3
13.0470-4044.2	LD4044	20755 15,1	13.0470-7089.2	LD7089	21676 20,3	13.0470-7171.2	LD7171	23334 16,7
13.0470-4047.2	LD4047	21305 15,7	13.0470-7089.2	LD7089	21677 20,3	13.0470-7171.2	LD7171	23335 16,7
13.0470-4064.2	LD4064	21919 15,3	13.0470-7090.2	LD7090	21691 17,3	13.0470-7172.2	LD7172	23378 20,1
13.0470-4065.2	LD4065	21899 15,3	13.0470-7090.2	LD7090	21891 17,3	13.0470-7172.2	LD7172	23379 20,1
13.0470-4803.2	LD4803	23092 15,6	13.0470-7100.2	LD7100	21866 17,2	13.0470-7172.2	LD7172	23402 20,1
13.0470-4803.2	LD4803	23111 15,6	13.0470-7100.2	LD7100	21868 17,2	13.0470-7172.2	LD7172	23403 20,1
13.0470-4814.2	LD4814	21937 15,5	13.0470-7110.2	LD7110	20676 19,8	13.0470-7174.2	LD7174	23732 17,3
13.0470-4833.2	LD4833	24098 17,1	13.0470-7110.2	LD7110	23018 20,3	13.0470-7174.2	LD7174	23737 17,3
13.0470-4834.2	LD4834	24097 17,1	13.0470-7110.2	LD7110	23019 20,3	13.0470-7176.2	LD7176	23793 20,3
13.0470-4850.2	LD4850	24296 15,5	13.0470-7111.2	LD7111	23130 19,6	13.0470-7176.2	LD7176	23794 20,3
13.0470-4851.2	LD4851	23092 16,0	13.0470-7111.2	LD7111	23131 19,6	13.0470-7179.2	LD7179	23832 20,2
13.0470-4851.2	LD4851	23111 16,0	13.0470-7115.2	LD7115	23063 17,5	13.0470-7179.2	LD7179	23833 20,2
13.0470-4853.2	LD4853	24162 15,2	13.0470-7115.2	LD7115	23064 17,5	13.0470-7179.2	LD7179	23844 20,5
13.0470-4853.2	LD4853	24687 15,2	13.0470-7115.2	LD7115	23065 17,5	13.0470-7181.2	LD7181	21636 19,3
13.0470-4854.2	LD4854	23092 16,3	13.0470-7115.2	LD7115	23066 18,5	13.0470-7181.2	LD7181	21637 19,3
13.0470-4854.2	LD4854	23756 16,3	13.0470-7115.2	LD7115	23067 18,5	13.0470-7184.2	LD7184	23587 20,6
13.0470-4854.2	LD4854	23757 16,3	13.0470-7116.2	LD7116	23057 20,2	13.0470-7184.2	LD7184	23588 20,6
13.0470-4867.2	LD4867	24852 16,0	13.0470-7116.2	LD7116	23058 19,6	13.0470-7184.2	LD7184	23589 20,6
13.0470-4867.2	LD4867	24853 16,0	13.0470-7116.2	LD7116	23059 19,6	13.0470-7187.2	LD7187	23590 19,5
13.0470-4879.2	LD4879	25643 17,0	13.0470-7117.2	LD7117	23130 19,6	13.0470-7187.2	LD7187	23591 18,0
13.0470-4971.2	LD4971	23092 16,0	13.0470-7117.2	LD7117	23131 19,6	13.0470-7188.2	LD7188	24141 19,1
13.0470-4971.2	LD4971	23110 16,0	13.0470-7117.2	LD7117	23187 19,6	13.0470-7188.2	LD7188	24142 20,6
13.0470-4971.2	LD4971	23111 16,0	13.0470-7122.2	LD7122	20676 19,8	13.0470-7190.2	LD7190	24367 19,1
13.0470-4976.2	LD4976	23694 16,4	13.0470-7122.2	LD7122	21911 20,3	13.0470-7190.2	LD7190	24368 19,1
13.0470-4977.2	LD4977	23157 15,8	13.0470-7122.2	LD7122	23392 20,3	13.0470-7190.2	LD7190	24556 19,1
13.0470-4984.2	LD4984	23271 17,4	13.0470-7135.2	LD7135	23076 17,5	13.0470-7191.2	LD7191	23749 19,1
13.0470-4990.2	LD4990	23271 17,4	13.0470-7135.2	LD7135	23077 17,5	13.0470-7191.2	LD7191	23835 19,6
13.0470-4990.2	LD4990	23745 17,4	13.0470-7137.2	LD7137	23482 15,8	13.0470-7193.2	LD7193	23723 18,1
13.0470-4992.2	LD4992	23692 16,6	13.0470-7137.2	LD7137	23483 15,8	13.0470-7193.2	LD7193	23724 18,1
13.0470-4993.2	LD4993	23693 16,6	13.0470-7139.2	LD7139	23140 19,4	13.0470-7194.2	LD7194	23482 16,6
13.0470-4994.2	LD4994	23945 16,5	13.0470-7139.2	LD7139	23141 19,4	13.0470-7194.2	LD7194	24137 16,6
13.0470-5405.2	LD5405	21643 17,8	13.0470-7139.2	LD7139	24095 19,4	13.0470-7195.2	LD7195	23482 16,6
13.0470-5405.2	LD5405	21644 17,8	13.0470-7140.2	LD7140	21637 19,3	13.0470-7195.2	LD7195	24137 16,6
13.0470-5611.2	LD5611	24415 19,1	13.0470-7140.2	LD7140	21641 19,3	13.0470-7200.2	LD7200	23801 20,3
13.0470-5611.2	LD5611	24416 19,1	13.0470-7140.2	LD7140	23289 19,3	13.0470-7200.2	LD7200	23912 20,3
13.0470-5611.2	LD5611	24417 19,1	13.0470-7145.2	LD7145	23073 18,8	13.0470-7200.2	LD7200	23913 20,3






Vergleichsliste ATE → WVA

Cross reference list ATE → WVA - Tabella di conversione codici ATE → WVA

Liste des correspondances ATE → WVA - Lista referencias ATE → WVA



	WVA	D		WVA	D		WVA	D
13.0470-7201.2	LD7201	23763	20,3	13.0470-7244.2	LD7244	24253	17,8	
13.0470-7201.2	LD7201	23801	20,3	13.0470-7244.2	LD7244	24254	18,0	
13.0470-7201.2	LD7201	23950	20,3	13.0470-7249.2	LD7249	24709	18,6	
13.0470-7202.2	LD7202	23589	19,1	13.0470-7249.2	LD7249	24710	18,6	
13.0470-7202.2	LD7202	24153	19,1	13.0470-7251.2	LD7251	23482	15,8	
13.0470-7203.2	LD7203	21670	19,3	13.0470-7251.2	LD7251	24137	15,8	
13.0470-7203.2	LD7203	21794	19,3	13.0470-7252.2	LD7252	24084	19,3	
13.0470-7204.2	LD7204	23801	18,8	13.0470-7252.2	LD7252	24332	18,3	
13.0470-7204.2	LD7204	23912	18,8	13.0470-7256.2	LD7256	24705	19,8	
13.0470-7210.2	LD7210	23791	20,8	13.0470-7256.2	LD7256	24706	21,3	
13.0470-7210.2	LD7210	23792	20,8	13.0470-7256.2	LD7256	24707	21,3	
13.0470-7211.2	LD7211	24339	20,5	13.0470-7257.2	LD7257	24253	18,0	
13.0470-7211.2	LD7211	24340	20,3	13.0470-7257.2	LD7257	24254	18,0	
13.0470-7215.2	LD7215	23935	17,8	13.0470-7259.2	LD7259	24862	16,7	
13.0470-7215.2	LD7215	23999	17,8	13.0470-7259.2	LD7259	24863	16,7	
13.0470-7216.2	LD7216	23794	20,3	13.0470-7262.2	LD7262	25031	19,1	
13.0470-7216.2	LD7216	23968	20,3	13.0470-7262.2	LD7262	25032	19,1	
13.0470-7217.2	LD7217	23926	17,3	13.0470-7262.2	LD7262	25033	19,1	
13.0470-7217.2	LD7217	23927	17,3	13.0470-7263.2	LD7263	24034	19,1	
13.0470-7219.2	LD7219	23923	17,6	13.0470-7263.2	LD7263	24035	19,1	
13.0470-7219.2	LD7219	23924	17,6	13.0470-7263.2	LD7263	24036	19,1	
13.0470-7220.2	LD7220	23922	21,0	13.0470-7264.2	LD7264	25096	17,0	
13.0470-7220.2	LD7220	23925	20,5	13.0470-7264.2	LD7264	25097	17,0	
13.0470-7221.2	LD7221	23215	18,3	13.0470-7264.2	LD7264	25098	17,0	
13.0470-7221.2	LD7221	24535	18,3	13.0470-7266.2	LD7266	24538	17,9	
13.0470-7223.2	LD7223	23794	20,3	13.0470-7266.2	LD7266	24914	17,9	
13.0470-7223.2	LD7223	24096	20,3	13.0470-7267.2	LD7267	25045	19,5	
13.0470-7223.2	LD7223	24193	20,3	13.0470-7267.2	LD7267	25046	18,5	
13.0470-7225.2	LD7225	23550	17,3	13.0470-7268.2	LD7268	23794	20,3	
13.0470-7225.2	LD7225	23551	17,3	13.0470-7268.2	LD7268	24697	19,3	
13.0470-7226.2	LD7226	23587	20,8	13.0470-7269.2	LD7269	24339	19,5	
13.0470-7226.2	LD7226	23588	20,8	13.0470-7269.2	LD7269	24340	19,5	
13.0470-7226.2	LD7226	23589	20,4	13.0470-7273.2	LD7273	24538	19,4	
13.0470-7227.2	LD7227	23801	20,4	13.0470-7273.2	LD7273	25180	19,0	
13.0470-7227.2	LD7227	23912	20,3	13.0470-7280.2	LD7280	25158	20,3	
13.0470-7227.2	LD7227	23913	20,3	13.0470-7280.2	LD7280	25159	20,3	
13.0470-7228.2	LD7228	24123	20,3	13.0470-7281.2	LD7281	25160	20,3	
13.0470-7228.2	LD7228	24124	19,3	13.0470-7281.2	LD7281	25161	20,3	
13.0470-7229.2	LD7229	24538	18,5	13.0470-7282.2	LD7282	25190	21,3	
13.0470-7229.2	LD7229	24539	18,5	13.0470-7282.2	LD7282	25191	21,3	
13.0470-7230.2	LD7230	24557	19,4	13.0470-7282.2	LD7282	25192	21,3	
13.0470-7230.2	LD7230	24558	18,7	13.0470-7285.2	LD7285	23587	20,6	
13.0470-7231.2	LD7231	24170	20,2	13.0470-7285.2	LD7285	23589	20,6	
13.0470-7231.2	LD7231	24171	20,9	13.0470-7295.2	LD7295	25968	16,1	
13.0470-7232.2	LD7232	21282	17,3	13.0470-7295.2	LD7295	25969	16,1	
13.0470-7232.2	LD7232	23447	17,3	13.0470-7296.2	LD7296	23212	20,3	
13.0470-7237.2	LD7237	23347	20,3	13.0470-7296.2	LD7296	23213	20,3	
13.0470-7237.2	LD7237	24161	20,3	13.0470-7300.2	LD7300	25833	17,3	
13.0470-7238.2	LD7238	23313	20,3	13.0470-7300.2	LD7300	25834	17,3	
13.0470-7238.2	LD7238	24255	20,3	13.0470-7301.2	LD7301	25841	16,1	
13.0470-7239.2	LD7239	24172	19,0	13.0470-7301.2	LD7301	25842	16,1	
13.0470-7239.2	LD7239	24173	20,0					
13.0470-7242.2	LD7242	24332	19,8					
13.0470-7242.2	LD7242	24333	21,3					
13.0470-7242.2	LD7242	24334	21,3					
13.0470-7243.2	LD7243	24142	20,6					
13.0470-7243.2	LD7243	24521	19,1					





A large rectangular area containing 30 horizontal lines, intended for writing or drawing.





- ① Technische Übersetzungen
- ② Technical translations
- ③ Traductions techniques
- ④ Traduzioni tecniche
- ⑤ Traducciones técnicas
- ⑥ Technische vertalingen
- ⑦ Tekniske oversættelser
- ⑧ Tekniska översättningar
- ⑨ Műszaki fordítás
- ⑩ Glossário técnico
- ⑪ Перевод технических терминов
- ⑫ Technické překlady
- ⑬ Tłumaczenia techniczne
- ⑭ Τεχνικές Ίεταφράσεις
- ⑮ Teknik çeviriler
- ⑯ 技术翻译
- ⑰ テクニカルトランスミッション
- ⑱ الترجمات التقنية

1-Kammer-Druckluftbremse	single-chamber air brake	frein pneumatique à 1 chambre
1-Kolbensattel D=xx	single-piston caliper D=xx	étrier à 1 piston D=xx
2-Kolbensattel D=xx	2-piston caliper D=xx	étrier à 2 pistons D=xx
4-Kolbensattel	4-piston caliper	étrier à 4 pistons
1-Kreis-Bremse	single-circuit brake	frein à 1 circuit
2-Kreis-Bremse	two-circuit-brake	frein à deux circuits
1-Kreis-Sättel	single-circuit caliper	étriers frein à 1 circuit
2-Kreis-Sättel	two-circuit-caliper	étriers frein à 2 circuits
1. Hinterachse	first rear axle	1. essieu arrière
1. und 2. Hinterachse	first and second rear axle	1. et 2. essieu arrière
4-Loch-Bremsscheibe	4-bore brake disc	disques de frein à 4 trous
6-Loch-Bremsscheibe	6-bore brake disc	disques de frein à 6 trous
3-Loch-Felge	3-bore wheel rim	jante à 3 trous
4-Loch-Felge	4-bore wheel rim	jante à 4 trous
5-Loch-Felge	5-bore wheel rim	jante à 5 trous
6kt-Schraube	hexagon head screw	vis hex.
6kt-Schraube (innen)	hexagon socket screw	vis hex. (intérieure)
6"-Tandem	6"-tandem	6"-tandem
8"-Tandem mit Gabelkopf	8"-tandem with yoke	8"-tandem avec chape
8"-Tandem ohne Gabelkopf	8"-tandem without yoke	8"-tandem sauf chape
ABS	ABS (anti-lock brake system)	ABS (système anti-blocage)
ABS-Dichtungssatz	ABS-gasket kit	jeu de joints de ABS
Achtung: Kolbenstellung ändern !	attention: change piston position !	attention: position du piston à changer !
Adapter für Bördel E	adapter for bead type E	adapteur pour colet E
alle Typen	all types	tous types
Alu-Pumpe	alu-pump	pompe en alu
Alu-Sättel	alu-calipers	étriers en alu
am Bremssattel	on the brake caliper	sur l'étrier de frein
am Hauptzylinder	on the master cylinder	sur le maître-cylindre
A-Motor	A engine	moteur A
Anschlagschraube oben	stop screw, top	vis de butée en haut
Anschluß/Anschlüsse	connection/connections	raccordement/raccordements
Anti-Noise-Blech	shim	tôle anti-bruit
ASC (Automatische Stabilitäts Control)	ASC (automatic stability control)	ASC (contrôle de stabilité)
ASR (Antriebsschlupfregelsystem)	ASR (traction control system TCS)	ASR (anti-patinage)
ATE nur über VAG erhältlich	ATE only available through VAG	ATE (Teves) en vente chez VAG seulement
auf Typenschild	on identification plate	sur plaque d'identification
aufgeschraubt	screwed on	vissé
Auslaß seitlich links	outlet lateral left-hand	échappement latéral gauche
Auslaß seitlich rechts	outlet lateral right-hand	échappement latéral droit
außen	outer	mâle
automatische Nachstellung	automatic adjustment	ajustage automatique
Behälter	reservoir	réservoir
Behälter Doppel-WE	reservoir with double warning device	réservoir avec témoin d'usure double
Behälterbefestigung	reservoir fastening	fixation réservoir
Behälterstopfen	reservoir plug	bouchon de réservoir
Behälterverschraubung	reservoir cap	vissage de réservoir
Behörde	authority cars	véhicule communal
Beläge	brake pads	plaquettes de frein
belüftete Scheiben	ventilated discs	disques ventilés
Betätigungseinheit	actuation unit	unité de commande
blau	blue	bleu
Bodenventil	residual pressure center valve	soupape de pression résiduelle
Bodenventile tauschen	change residual pressure center valve	soupape de pression résiduelle à changer
Bördel x	flare type x	colet x
braun	brown	marron
breite Ausführung	wide design	exécution large
Bremse	brake	frein
Bremsgerät	booster unit	servo-frein
Bremskraftregler	brake pressure regulator	correcteur de freinage
Bremsleitungen erneuern !	renew brake lines !	conduits de frein à renouveler !
Bremslichtschalter	stop-light switch	contacteur stop
Bremsscheiben	brake discs	disques de frein
Bremsschlauch beachten !	notice brake hose !	faire attention flexible de frein !
Buchse + Ausgleichbügel	bushing + compensating clip	douille + étrier de compensation
Bus	bus (van)	autobus/car
Bypassregler	by-pass regulator	régulateur à by-pass
Citroen-Bremse	Citroen-brake	freins Citroen
D (Durchmesser) =	D (diameter) =	D (diamètre) =
Dichtring	sealing ring	rondelle d'étanchéité
Dichtung	seal	joint
Dichtungssatz	gasket kit	jeu de joints
Differentialsperre	differential lock	blocage de différentiel
Differenzdruckschalter	differential-pressure switch	interrupteur à pression différentielle
Differenzdruckventil	differential pressure valve	pression différentielle de soupape
diverse Typen	various types	types diverses
Doppelbereifung	twin tyres	pneu double



freno pneumatico a camera singola	freno de aire de 1 cámara	geluiddempende plaat
pinza freno a un pistoncino D = xx	mordaza de freno D=xx	1-zuigerklauw D=xx
pinza freno a 2 pistoncini D=xx	mordaza con dos pistones D=xx	2-zuigerklauw D=xx
pinza freno a 4 pistoncini	mordaza con 4 pistones	4-zuigerklauw
impianto frenante circuito semplice	freno de 1 circuito	enkel remcircuit
impianto frenante doppio circuito	freno de 2 circuitos	gescheiden remcircuit
pinza freno a 1 circuito	pinza de 1 circuito	remklauwen voor enkel remcircuit
pinza freno a 2 circuiti	pinza de 2 circuitos	remklauwen voor gescheiden remcircuit
primo assale posteriore	1. eje trasero	1e achteras
primo e secondo assale posteriore	1. + 2. eje trasero	1e en 2e achteras
disco freno 4 fori	disco freno con 4 taladros	4-gats remschijf
disco freno 6 fori	disco freno con 6 taladros	6-gats remschijf
cerchione a 3 fori	Llantas de 3 taladros	3-gats velg
cerchione a 4 fori	Llantas de 4 taladros	4-gats velg
cerchione a 5 fori	Llantas de 5 taladros	5-gats velg
vite testa esagonale	tornillo hexagonal	zeskantbout
brugola	tornillo hexagonal (interior)	zeskantbout (binnen)
tandem 6"	6"-tándem	6"-tandem
tandem 8" con testa a forcella	8"-tándem con cabeza de horquilla	8"-tandem met gaffel
tandem 8" senza testa a forcella	8"-tándem sin cabeza de horquilla	8"-tandem zonder gaffel
ABS (sistema antibloccaggio in frenata)	ABS (sistema de frenado antibloqueo)	ABS
serie guarnizioni ABS	juego de reparación de juntas ABS	ABS-pakkingset
attenzione: cambiare posizione pistone !	atención: cambiar posición pistón !	Attentie: positie zuiger wijzigen !
adattatore per bordatura E	adaptador para rebordes E	adapter voor felsrand E
tutti tipi	todos tipo	alle typen
pompa in alluminio	bomba de aluminio	alu-pomp
pinza in alluminio	mordaza de freno de aluminio	alu-klauwen
sulla pinza freno	a la pinza de freno	op de remklauw
sulla pompa freno	a la bomba principal de freno	op de hoofdremlcilinder
motore A	motor de A	A-motor
vite di fermo in alto	tornillo de tope arriba	aanslagschroef boven
attacco / attacchi	conexion/conexiones	aansluiting/aansluitingen
lamierino antirumore	placa anti-ruídos	geluiddempende plaat
ASC (controllo automatico stabilità)	ASC (control automático de estabilidad)	ASC (Automatische Stabiiliteits Controle)
ASR (sistema antislittamento in accelerata)	ASR (sistemas antiderrapaje)	ASR (tractieregelingssysteem)
ATE distribuito esclusivamente da VAG	ATE solamente através de VAG	ATE alleen verkrijgbaar via VAG
vedi targhetta di identificazione	placa de identificación	op typeplaatje
avvitato	fijado	opgeschroefd
scarico laterale sinistro	salida lateral izquierda	uitlaat opzij links
scarico laterale destro	salida lateral derecha	uitlaat opzij rechts
esterno	exterior	buiten
correzione automatica	reajuste automatico	automatische bijstelling
serbatoio	recipiente	reservoir
serbatoio con doppia spia	recipiente con doble aparato de aviso	reservoir dubbele noodknipperlichtinstallatie
fissaggio serbatoio	recipiente de fijación	bevestiging reservoir
tappo serbatoio	tapon	plug reservoir
tappo filettato serbatoio	fijación depósito	schroefkoppeling reservoir
enti statali	vehiculos oficiales	overheid
pastiglie freno	pastillas de freno	voeringen
dischi ventilati	disco ventilado	geventileerde schijven
unità di comando	unidad de accionamiento	bedieningseenheid
blu	azul	blauw
valvola di fondo	válvula de fondo	bodemventiel
sostituire valvola di fondo	cambiar válvula de fondo	bodemventielen vervangen
bordatura tipo x	reborde x	felsrand x
marrone	marron	bruin
versione larga	variante ancha	brede uitvoering
freno	freno	rem
servofreno	servofreno	remapparaat
correttore di frenata	corrector de frenado	remdrukregelaar
sostituire tubi freni !	renovar latiguillos de freno !	remleidingen vernieuwen !
interruttore luce stop	interruptor de luz de freno	remlichtschakelaar
dischi freno	discos de freno	remschijven
attenzione ai flessibili freni !	atención al latiguillo de freno !	let op de remslang !
bussola + staffa di compensazione	casquillo + estribo de compensación	bus + expansiebeugel
autobus	autobus	bus
regolatore by-pass	regulador de by-pass	bypassregelaar
freno Citroen	freno Citroen	citroen-rem
D (diametro) =	D (diámetro) =	D (diameter) =
guarnizione anulare	reten	afdichtring
guarnizione	junta	pakking
serie guarnizioni	juego de reparación de juntas	pakkingset
differenziale autobloccante	bloqueo diferencial	differentieelslot
interruttore pressione differenziale	interruptor de presión diferencial	verschildruckschakelaar
valvola pressione differenziale	valvula de presión diferencial	verschilddrukklep
vari tipi	diversos tipo	diverse typen
ruote gemellate	cubierta doble	dubbele banden

Doppelkabine	double cab	cabine double
Druckbegrenzungsventil	pressure limiting valve	soupape à réglage de pression
Druckbolzen	tappet	boulon de pression
Druckbolzen (kurz)	tappet (short)	boulon de pression (court)
Druckbolzen (lang)	tappet (long)	boulon de pression (long)
Druckluftbremse	air brake	frein à pneumatique
Druckluftleitung	compressed-air line	conduite pneumatique
Druckluftunterstützung	air brake assistance	assistance à pneumatique
Druckluftverstärker	air brake booster	amplificateur à pneumatique
Druck-Warnschalter	pressure warning switch	avertisseur d'alerte de pression
DS-Regler	DS-valve	correcteur de DS
EDS	EDS (electronic differential lock)	EDS (blocage de différentiel électronique)
EDS-Ventilblock	EDS-valve block	EDS-bloc de vannes
EG-Vorschrift	accordance with EC regulation	aux prescriptions CEE
Einbau hinter der Achse	installation aft of axle	montage derrière l'essieu
Einbau vor der Achse	installation forward of axle	montage devant l'essieu
Einbausatz	installation kit	lot de montage
Einfachbereifung	single tyre	pneu simple
Einknöpfmaß xx mm	button-in dimension xx mm	mesure à boutonner xx mm
Einlaß D=xx mm	inlet diameter=xx mm	admission diamètre=xx mm
Einlaß mit Gummistopfen	inlet with rubber plug	admission avec bouchon de caoutchouc
Einschraubregler	screw-in proportioning valve	compensateurs à visser
elektr. Vergaser	electr. carburetor	carburateur électrique
Entlüfteranschluß	bleeding connection	raccordement de purge
Entlüfterventil	bleeder valve	soupape de purge
erhöhte Zuladung	increased payload	charge utile augmentée
Ersatz für Sättel D=xx	replacement for calipers D=xx	remplacement pour étriers D=xx
ETS	ETS (electronic trac control system)	ETS (contrôle trajectoire)
Europa	Europe	Europe
Export	Export	Export
Fahrschule	driving school	auto-école
Faltenbalsatz	bellow seal set	jeu de joints-soufflets
Faustsättel	fist-type calipers	étriers à griffe
Fenster	window	fenêtre
Festsättel	fixed calipers	étriers fixes
Flanschdicke x mm	flange thickness x mm	épaisseur de la bride x mmm
Flanschmaß = xx,x	flange dimension = xx,x	dimension de la bride = xx,x
Fuller-Getriebe	fuller-gearbox	boîte à vitesse fuller
für Belagsätze ohne Zubehör	for brake pads without accessories	pour garnitures de frein sauf accessoire
für Bremssättel/Vorgänger	for calipers/predecessor	pour étriers de frein/prédéceseur
für Doppelmembran-Gerät	for twin diaphragm booster	pour appareil à double membrane
Gabelkopfsatz	yoke kit	jeu de chape
Gehäuse L=	housing L=	corps L=
gelb	yellow	jaune
gepanzerte Fahrzeuge	armoured vehicles	véhicule blindé
Getriebe	gearbox	boîte de vitesse
Getriebe-Nr.	gearbox-no.	no. boîte de vitesse
GG-Pumpe	cast-iron-pump	pompe en fonte
GG-Sättel	cast iron-caliper	étriers en fonte
GG-THz/Vorgänger	cast-iron-TMC/predecessor	MCT fonte/grise/prédéceseur
Golf-Staaten	Gulf States	pays du Golfe Persique
Gz mit senkrechtem Flansch	CC with vertical flange	émetteur d'embrayage avec bride
Gz (Geberzylinder)	CC (clutch cylinder)	EE (émetteur d'embrayage)
Gz-Reparaturset	CC-repair kit	néc. de réparation EE
HA (Hinterachse)	RA (rear axle)	AR (essieu arrière)
Haltefeder	retaining spring	ressort à retenu
Halter	anchor	support
Haltersatz	anchor set	jeu de support
Halterschraube	anchor screw	vis de support
Handbremsbetätigung	hand brake actuation	frein à main
Handbremshebel	handbrake lever	levier de frein à main
HA-Scheibenbremse	rear axle disc brake	frein à disque essieu AR
HA-Trommelbremse	rear axle drum brake	frein à tambour essieu AR
Hebel	lever	levier
Hochdach	high roof	toit surélevé
Hohlschraube	hollow screw	vis creuse
Hosei-Bremse	Hosei brake	freins Hosei
Hub	stroke	course
Hülsensatz	sleeve kit	jeu de douilles
Hydraulikspeicher	hydraulic accumulator	accumulateur hydraulique
Hydraulikverstärker	hydraulic booster	amplificateur hydraulique
Hydraulikzylinder	hydraulic cylinder	cylindre de hydraulique
Hydr. Steuereinheit	hydraulic unit	modulateur
Hz (Hauptzylinder)	MC (master cylinder)	MC (maître cylindre)
Hz-Reparaturset	MC-repair kit	néc. de réparation MC
im Fahrerhaus	in cab	dans la cabine du conducteur
im Motorraum	in engine compartment	dans compartiment moteur



cabina doppia	cabina doble	dubbele cabine
valvola limitatrice pressione	valvula de limitación de presión	drukregelaar
perno pressione (oliva)	perno de presión	drukpen
perno pressione (corto) (oliva)	perno de presión (corto)	drukpen (kort)
perno pressione (lungo) (oliva)	perno de presión (largo)	drukpen (lang)
freno pneumatico	freno de aire comprimido	pneumatische rem
tubo aria compressa	aire comprimido de flexible	pneumatische leiding
comando aria compressa	freno de aire auxiliár	luchtdrukbekrachtiging
servofreno pneumatico	servo de aire a presión	luchtdrukbekrachtiger
interruttore spia pressione	interruptor de aviso de presión	druk-waarschuwingsschakelaar
regolatore flusso pressione	regulador DS	DS-regelaar
EDS (bloccaggio elettronico differenziale)	EDS (bloqueo diferencial electrónico)	EDS
gruppo valvole EDS	EDS válvula de bloqueo	EDS-kleppenblok
normativa CE	según normativa CEE	EG-voorschrift
montaggio dietro l'assale	instalación despues del eje	montage achter de as
montaggio davanti l'assale	instalación antes del eje	montage vóór de as
serie di montaggio	juego de montaje	inbouwset
ruota singola	cubierta simple	enkele banden
misura alloggiamento xx mm	medida de alojamiento xx mm	inknoopmaat xx mm
diametro mandata = xx mm	admisión diámetro = xx mm	inlaat D=xx mm
mandata con tappo in gomma	admisión con tapon de goma	inlaat met rubberen plug
regolatore a vite	regulador roscado	inschroefregelaar
carburatore elettronico	carburador eléctrico	elektr. carburateur
attacco per spurgo	conexión de purga	ontluchtingsaansluiting
valvola di spurgo	válvula de purga	ontluchtingsventiel
carico utile maggiorato	incremento de carga	verhoogd laadvermogen
ricambio per pinza freno D=xx	sustitución para pinzas D=xx	reserve voor remklauwen D=xx
ETS (controllo elettronico della trazione)	ETS (sistema de control electr. de tracción)	ETS
Europa	Europa	Europa
export	Exportación	export
scuola guida	escuela de conducción	rijsschool
serie soffietti	juego de reparac. de suspensión neumática	rolbalgset
pinza freno flottante	pinza de puno	zwevende remklauwen
finestrella	ventana	venster
pinza freno fissa	pinza de fija	vaste remklauwen
spessore flangia x mm	grosor de la brida x mm	flensdikte x mm
misura flangia = xx,x	medida de brida = xx,x	flensmaat = xx,x
scatola cambio Fuller	Fuller caja de cambios	Fuller-transmissie
per pastiglie freno senza accessori	para juego de pastilla sin accesorios	voor remvoeringsets zonder toebehoren
per pinze freno / precedente	para pinza/avisador	voor remklauwen/voorlopers
per servofreno a doppia membrana	para servo freno con doble membrana	voor dubbel-membraantoestel
serie forcelle	juego de cabeza de horquilla	gaffelset
carcassa L =	carcasa L=	huis L=
giallo	amarillo	geel
veicoli blindati	vehículo blindado	gepantserde voertuigen
scatola cambio	caja de cambios	transmissie
scatola cambio n.	número de caja de cambios	transmissie-nr.
pompa in ghisa	bomba de fundición de gris	GG-pomp
pinza in ghisa	pinza de fundición de gris	GG-klauwen
pompa tandem in ghisa / precedente	cil. principal de fundición de gris/avisador	GG-tandemhoofdcilinder/voorloper
Stati del Golfo	estados del Golfo Pérsico	Golfstaten
pompa frizione con flangia verticale	cilindro distribuidor con brida vertical	hoofdcilinder met verticale flens
cilindro di comando	CTR (cilindro distribuidor)	hoofdcilinder
serie riparazione cilindro di comando	juego de reparación de juntas CTR	reparatieset hoofdcilinder
P (asse posteriore)	HA (eje trasero)	achteras
molla di ritegno	muelle de sujeción	klemveer
supporto	soporte	houder
serie di supporti	juego de soporte	houderset
vite supporto	tomillo de soporte	houderschroef
azionamento freno a mano	activación de freno de mano	bediening handrem
leva freno a mano	palanca freno de mano	handremhendel
dischi freno asse posteriore	eje trasero disco de freno	schijfrem achteras
tamburi freno asse posteriore	eje trasero tambores de freno	trommelrem achteras
leva	palanca	hendel
tetto sopraelevato	techo sobrealzado	hoog dak
vite cava	tomillo hueco	holle bout
freni Hosei	freno de Hosei	Hosei-rem
corsa	elevación	slag
serie boccole	juego de vaina	doppenset
accumulatore idraulico	acumulador de hidráulico	hydraulisch reservoir
servofreno idraulico	servo hidráulico	hydraulische versterker
cilindro idraulico	cilindro de hidráulico	hydraulische cilinder
modulatore idraulico	modulador de hidráulico	hydr. regeleenheid
pompa freno	CM (cilindro maestro)	hoofdcilinder
serie riparazione pompa freno	juego de reparación CM	reparatieset hoofdcilinder
in cabina	en cabina	in de stuurcabine
nel vano motore	en compartimento de motor	in de motorruimte

innen	inside	intérieur
Innengewinde	inner thread	taraudage intérieure
Kastenwagen	van	fourgonnette
Katalysator	catalytic converter	catalyseur
Kennzeichen: xx	registration number: xx	indice: xx
Kerbe am Flansch	notch on flange	entaille sur la bride
Klasse	class	classe
Kleinbus	minibus	petit autobus
Klimaanlage	air conditioning	air conditionné
Kolbenstange D=	piston rod diameter=	tige de commande diamètre=
Kolbenstange L=	piston rod length=	tige de commande longueur=
Kombiwagen	station wagon	voiture familiale
Kompakt THz	compact TMC	MCT compact
Krankenwagen	ambulance	véhicule à ambulance
Kupplung	clutch	embrayage
Kupplungsabgang	outlet port for clutch connection	sortie d'embrayage
Kupplungsverstärker	clutch booster	amplificateur d'embrayage
kurzer Radstand	short wheel base	empattement court
kurzes Bremsgerät	short brake booster	servo-frein court
L (Länge) =	L (length) =	L (longueur) =
langer Radstand	long wheel base	empattement long
Leckageanzeige	leakage indicator	avertissement de fuite
lieferbar	available	disponible
links oben und rechts unten	upper left and lower right	à gauche, en haut et à droite, en bas
links vor und rechts hinter der Achse	left in front and right behind axle	à gauche devant essieu et à droite derrière essieu
Linkslenker	left hand drive	direction à gauche
Luftfederung	pneumatic suspension	suspension pneumatique
luftgekühlt	air-cooled	refroidir par air
M8-Führungsbolzen	M8-guide pin	boulon de guidage M8
MA-Getriebe	MA gearbox	boîte de vitesse MA
mit 1 Haltestift	with 1 retaining pin	avec 1 bouchon d'arrêt
mit 2 Haltestiften	with 2 retaining pins	avec 2 bouchon d'arrêts
mit Alufelgen	with alu wheel rim	avec jante en alu
mit angegossenem Behälter	with cast-on reservoir	réservoir en fonte commun
mit geregelter Katalysator	with controlled catalytic converter	avec cataliseur réglé
mit Laschen	with straps	avec collier
mit Leichtmetallrädern	with light alloy rims	avec jantes en aluminium
MKII-Aggregat kpl.	MKII complete unit	agrégat MKII complet
Mod. (Modell)	Mod. (model)	Mod. (modèle)
Motor	engine	moteur
Motor-Nr.	engine number	numéro de moteur
Motor-Pumpen-Aggregat	motor pump unit	agrégat moteur pompe
Multi-Link-Achse	multi-link axle	essieu multi-link
m.Z. (mit Zubehör)	m.Z. (with accessories)	m.Z. (avec accessoire)
Nachstellteile-Satz	adjuster parts set	jeu de pièces d'ajustage
ND-Schlauch	ND low pressure hose	flexible de ND
Nebenabtrieb	power take-off	propulsion secondaire
Niveauregulierung	suspension level-control	correcteur d'assiette
Nz (Nehmerzylinder)	SC (slave cylinder)	RE (récepteur d'embrayage)
Nz-Reparatursatz	SC-repair kit	néc. de réparation RE
ohne Alufelgen	without alu wheel rim	sauf jante en alu
ohne geregelten Katalysator	uncontrolled catalytic converter	sauf cataliseur réglé
ohne Laschen	without straps	sans collier
ohne Leichtmetallräder	without light alloy rim	sauf jantes en aluminium
O-Ring	O-ring	joint torique
Pedal Feststeller	lockable pedal	fixation des pédales
Polizei	Police	Police
Rad	wheel	roue
Radsensor	wheel sensor	capteur de roue
Radstand xxxx mm	wheel base xxxx mm	empattement xxxx mm
rechts oben und links unten	upper right and lower left	à droite, en haut et à gauche, en bas
Rechtslenker	right hand drive	direction à droite
Regler	regulator	régulateur
Reihenmotor	R engine	moteur en ligne
Reisebus/Hochdecker	tourist bus/high decker	autobus/car avec cabine élevée
Reparatursatz	repair kit	néc. de réparation
Ringstutzen-Satz	ring type nipple set	jeux de raccord annulaire
Rohrleitung	pipe line	conduite tube
rot	red	rouge
roter Sattel	red caliper	étrier rouge
Rückschlagventil	non-return valve	clapet antiretour
Rückstellwellen-Satz	resetting shaft set	jeu d'arbres de rappel
Rz (Radzylinder)	WC (wheel cylinder)	CR (cylindre roue)
Rz-Dichtungssatz	WC-seal kit	jeu de joints CR
Rz-Reparatursatz	WC-repair kit	néc. de réparation CR
Salisbury-Achse	Salisbury axle	essieu Salisbury
Sattel mit 1 Haltestift	caliper with 1 retaining pin	étrier avec 1 bouchon d'arrêt



interno	interior	binnen
filettatura interna	rosca interior	binnendraad
furgone	furgon	bestelwagen
catalizzatore	catalizador	katalysator
sigla: xx	distintivo: xx	kenmerk: xx
centraggio su flangia	muesca en brida	kerf in de flens
classe	classe	klasse
minibus	mini-bus	kleine bus
aria condizionata	aire acondicionado	airconditioning
biella D=	varilla de pistón diámetro =	zuigerstang D=
biella L=	varilla de pistón largo=	zuigerstang L=
station wagon	break (familiar)	stationwagen
pompa freno tandem compatta	cilindro maestro tandem compacto	compacte tandemhoofdcilinder
ambulanza	ambulancia	ziekenwagen
frizione	embrague	koppeling
uscita per frizione	salida conexión embrague	koppelingsuitlaat
servofrizione	refuerzo embrague	koppelingsbekrachtiger
passo corto	distancia corta entre ejes	korte wielbasis
servofreno corto	servofreno corto	kort remapparaat
L (lunghezza) =	L (largo) =	L (lengte) =
passo lungo	distancia larga entre ejes	lange wielbasis
spia perdite	indicador pérdida líquido de freno	lekkagedetector
disponibile	suministrable	leverbaar
a sinistra in alto e a destra in basso	izquierda arriba + derecha abajo	links boven en rechts onder
davanti a sinistra e dietro a destra dell'assale	izquierda adelante+derecha atrás de eje	links voor en rechts achter de as
guida a sinistra	volante a la izquierda	auto met stuur links
sospensione pneumatica	suspensión neumática	luchtvering
raffreddato ad aria	refrigeración por aire	luchtgekoeld
perni di guida M8	perno de guía M8	M8-geleidingspen
scatola cambio MA	caja de cambios MA	MA-transmissie
con 1 spina di fissaggio	con 1 pasador	met 1 borgstift
con 2 spine di fissaggio	con 2 pasadores	met 2 borgstiften
con cerchioni in alluminio	con Llantas de aluminio	met aluminium velgen
con serbatoio stampato	con depósito anadido	met aangegoten reservoir
con catalizzatore regolato	con catalizador regulado	met geregelde katalysator
con coprigiunto	con brida	met verbindingselementen
con ruote in lega leggera	con Llantas de aluminio	met lichtmetalen wielen
gruppo completo MKII	MKII sistema completo	MKII-aggregaat compl.
mod. (modello)	Mod. (modelo)	mod. (model)
motore	motor	motor
motore n.	número de motor	motornr.
gruppo motore-pompa	systema motor-bomba	motor-pomp-aggregaat
assale Multi-link	eje Multi-Link	multi-link-as
con acc. (con accessori)	m.Z. (con accesorios)	met toebehoren (met toebehoren)
serie parti registrazione	juego de acoplamiento	set stoeleonderdelen
flessibile bassa pressione	ND flexible	ND-slang
attacco di forza	potencia adicional	pto
correttore d'assetto	regulación de altura de suspensión	niveauregeling
cilindro ricevitore	CRE (cilindro receptor)	werkcilinder
serie riparazione cilindro ricevitore	juego de reparación de juntas CRE	reparatieset werkcilinder
cerchioni in alluminio	sin Llantas de aluminio	zonder aluminium velgen
senza catalizzatore regolato	sin catalizador regulado	zonder geregelde katalysator
senza coprigiunto	sin brida	zonder verbindingselementen
senza ruote in lega leggera	sin Llantas de aluminio	zonder lichtmetalen wielen
O-Ring	junta torica	O-ring
blocca-pedale	eje pedal	pedaalvastzetter
Polizia	Police	politie
ruota	rueda	wiel
sensore ruota	sensor de rueda	wielsensor
passo xxxx mm	distancia entre rueda xxxx mm	wielbasis xxxx mm
a destra in alto e a sinistra in basso	derecha arriba + izquierda abajo	rechts boven en links onder
guida a destra	volante a la derecha	auto met het stuur rechts
correttore di frenata	regulador	regelaar
motore in linea	motor de R	lijnmotor
pullman / pianale alto	autobús	Reisbus/hoogdekker
serie di riparazione	juego de reparación	reparatieset
serie raccordi anulari	juego de tubuladura anular	set ringaansluitingen
tubazione	latiguillo	pijpleiding
rosso	rojo	rood
pinza rossa	pinza roja	rood zadel
valvola di non ritorno	valvula de retención	terugslagklep
serie alberi di richiamo	juego de onda de retroceso	set terugstelassjes
cil. ruota (cilindretto ruota)	CR (cilindro de rueda)	wielcilinder
serie guarnizioni cil. ruota	juego de reparación de juntas CR	pakkingset wielcilinder
serie riparazione cil. ruota	juego de reparación CR	reparatieset wielcilinder
assale Salisbury	Salisbury eje	Salisbury-as
pinza con una spina di fissaggio	pinza con 1 pasador	klauw met 1 borgstift

Sattel mit 2 Haltestiften	caliper with 2 retaining pins	étrier avec 2 bouchon d'arrêt
Sättel mit Gussnoppen	calipers with cast-naps	étriers avec nopes en fonte
Sattelschraube	caliper screw	vis d'étrier
Scheibenbremse	disc brake	disques de frein
Scheibenkupplung	disc clutch	embrayage du disque
Scheibenschraube	disc screw	disque vis
Schlauchleitung	line hose	conduite flexible
Schraubstutzen	screw neck	raccordement à vis
schwarz	black	noir
Schwimmsättel	floating caliper	étrier flottant
Schwingblech WE	sheet metal warning device	tôle oscillante dispositif d'avertissement
SCS	SCS (stop control system)	SCS (système de contrôle stop)
separater Behälter	separate reservoir	réservoir séparé
separates Druckstück/Vorgänger	separate thrust member/predecessor	pièce d'appui/prédécesseur
Servolenkung	power steering	direction assistée
Skandinavien	Scandinavia	Scandinavie
Sitzplätze	seats	sièges
Sonderfahrzeuge	special vehicle	véhicule spécial
Spezialaufbau	special body	carrosserie spéciale
Sportfahrwerk	sports suspension	châssis sport
Spur	track	voie
Standard-Bremsgerät	standard booster unit	servo-frein standard
Standard-THz	standard tandem master cylinder	MC-tandem standard
staubfeste Ausführung	dustproof design	exécution anti poussière
Stufenheck	saloon	à coffre
T50-Reparaturatz	T50-repair kit	néc. de réparation T50
Tandemregler	tandem proportioning valve	compensateur tandem
THz mit 3 Anschlüssen	TMC with 3 connections	MCT avec 3 raccords
THz mit Anschlagsschraube	TMC with stop screw	MCT avec vis de butée
THz (Tandemhauptzylinder)	TMC (tandem master cylinder)	MCT (maître cylindre tandem)
THz-Reparaturatz	TMC-repair kit	néc. de réparation MCT
THz-RS (Montagehülse)	TMC-repair kit (assembly sleeve)	néc. de réparation MCT (douille d'assemblage)
Timken-Achse	Timken axle	essieu Timken
Topfmanschette	pot seal	coupelle
Tragbolzensatz	supporting bolt set	jeu de boulons de suspension
Transporter	transporters	transporter
Triebkopf	drive head	tête de propulsion
Trommelbremse	drum brake	frein à tambour
TBB (Trommelbremsbacken)	DBS (drum brake shoes)	SGT (mâchoires de frein à tambour)
Umbau 1-teilig auf 2-teilig	reconstruction 1-piece to 2-piece	reconstruction 1 partie sur 2 parties
Unterdruckverstärker	vacuum booster	amplificateur à dépression
ursprüngl. verschraubte Beläge	initial screwed pads	à l'origine garnitures vissés
VA (Vorderachse)	FA (front axle)	VA (essieu avant)
VA-Girling-Bremse	front axle girling-brake	frein à girling essieu avant
VA-Scheibenbremse	front axle disc brake	frein à disque essieu avant
VA-Trommelbremse	front axle brake drums	tambours de frein essieu avant
Ventilblock	valve block	bloc de vannes
Ventilblock kpl.	valve block complete	bloc de vannes complet
Verbindungsschrauben	connection screws	vis de raccordement
Verschlusschraube	screw plug	vis de fermeture
Verschraubung	screw fitting	couvercle
Verschraubung kpl.	screw fitting cpl.	couvercle complet
verstärkte Bremse	heavy-duty brake	frein renforcé
verstärkte Stoßdämpfer	reinforced dampers (shock absorber)	amortisseurs renforcés
verstärktes Fahrwerk	reinforced suspension	châssis renforcé
Verteilerstück wiederverwenden	reuse distributor piece	distributeur à remettre
V-Motor	V engine	moteur en V
Vorder- und Hinterachse	front and rear axle	essieu avant et essieu arrière
Vorderachse	front axle	essieu avant
Vorderachse und 2. Hinterachse	front axle and second rear axle	essieu avant et 2. essieu arrière
Vordruckventil	residual pressure valve	soupape pression d'admission
Vorgänger	predecessor	prédécesseur
Vorgänger / Abschirmkappe	predecessor / deflector cap	prédécesseur/défecteur
Vorgänger-THz, Einlaß D=xx	predecessor-TMC, inlet diameter=xx	MCT prédécesseur, admission diamètre=xx
Vorspannzylinder	pre-loaded cylinder	cylindre relais
WK (Warnkontakt)	WI (wear indicator)	TU (témoin d'usure)
Warnkontakt 1-polig	wear indicator single connector	témoin d'usure 1-borne
Warnkontakt 2-polig	wear indicator twin connector	témoin d'usure 2-bornes
Warnschalter	warning switch	interrupteur d'avertissement
WE (Warneinrichtung)	WD (warning device)	DA (dispositif d'avertissement)
WE-Befestigung	WD fixture	fixation de DA
Wegsensor	travel sensor	capteur de course
weiß	white	blanc
Zylinderschraube	cylinder screw	vis cylindre



pinza con due spine di fissaggio	pinza con 2 pasadores	klaauw met 2 borgstiften
pinze freno con borchie fuse	pinzas con protuberancias de fundición	klauwen met aangegoten noppen
vite pinza	tornillo de pinza	klaaubouten
freni a disco	disco de freno	schijfrem
frizione a disco	disco de embrague	plaatkoppeling
viti disco freno	tornillo de disco	schijfbout
flessibile (tubo flessibile)	latiguillo flexible	slangleiding
raccordo filettato	tornillo de fijación	schroefaansluiting
nero	negro	zwart
pinza freno flottante	pinza flotante	zwevende klauwen
spia a lamierino vibrante	chapa para avisador de desgaste	trilplaat
SCS (sistema controllo frenata)	SCS (sistema de control de frenada)	SCS
serbatoio separato	depósito independiente	apart reservoir
pezzo di pressione separato / precedente	tubería de presión independiente/avisador	apart drukstuk/voorloper
servosterzo	dirección asistida	stuurbekrachting
Scandinavia	Escandinavia	Scandinavië
posti a sedere	plazas	zitplaatsen
veicolo speciale	vehículos especial	speciale voertuigen
carrozzeria speciale	construcción carrocería especial	speciale opbouw
assetto sportivo	suspensión deportiva	sportonderstel
carreggiata	distancia entre ruedas	spoor
servofreno standard	servo freno standard	standaard remapparaat
pompa freno tandem standard	cilindro tándem standard	standaard tandemhoofdcilinder
versione antipolvere	version antipolución	stofvaste uitvoering
a 3 volumi	parte trasera escalonada	notch-back
serie riparazione T50	juego de reparación T50	T50-reparatieset
regolatore tandem	tándem regulador	tandemregelaar
pompa freno tandem con 3 attacchi	cilindro tándem con 3 conexions	tandemhoofdcilinder met 3 aansluitingen
pompa freno tandem con vite di fermo	cilindro tándem con tornillo de tope	tandemhoofdcilinder met aanslagbout
pompa freno tandem	CMT (cilindro tándem)	tandemhoofdcilinder
serie riparazione pompa freno tandem	juego de reparación CMT	reparatieset tandemhoofdcilinder
serie rip. pompa freno tandem (bussola montaggio)	juego de reparación CMT (vainas de montaje)	tandemhoofdcilinder RS (montagehuls)
assale Timken	Timken eje	Timken-as
guarnizione a tazza	retén	cupmanchet
serie perni di supporto	juego de tornillo de soporte	set draagpennen
furgoncino	furgoneta	transporter
motrice con sola cabina (telaio nudo)	grupo motriz	aandrijfkop
freni a tamburo	tambores de freno	trommelrem
ganasce freno	ZDF (zapatas de freno)	trommelremschoenen
modifica da 1 a 2 sezioni	reconstrucción de 1 a 2 piezas	ombouw 1-delig naar 2-delig
servofreno a depressione	amplificador de depresion	onderdrukbekrachtiger
pastiglie freno avvitare in origine	pastillas inicialmente montadas	oorspr. vastgeschroefde remvoeringen
A (asse anteriore)	VA (eje delantero)	vooras
asse anteriore con impianto Girling	eje delantero - Girling freno	Girling-rem vooras
dischi freno asse anteriore	eje delantero - disco de freno	schijfrem vooras
tamburi freno asse anteriore	eje delantero - tambores de freno	trommelrem vooras
blocco valvole	válvula de bloqueo	kleppenblok
blocco valvole completo	bloque de valvulas completo	kleppenblok compl.
viti di collegamento	tornillo de conexión	verbindingsschroeven
vite di chiusura	tornillo de cierre	schroefop
attacco filettato	tornillo de fijación	schroefkoppeling
attacco filettato completo	fijación completa	schroefkoppeling compl.
freno rinforzato	freno reforzado	bekrachtigde rem
ammortizzatori rinforzati	amortiguadores reforzados	versterkte schokdemper
autotelaio rinforzato	suspensión reforzada	versterkt onderstel
riutilizzare il distributore	distribuidor de reemplazo	verdeelblok opnieuw gebruiken
motore a V	motor de V	V-motor
assi anteriore e posteriore	eje delantero + eje trasero	voor- en achteras
asse anteriore	eje delantero	vooras
asse anteriore e secondo asse posteriore	eje delantero + 2. eje trasero	vooras en 2e achteras
valvola anticipo pressione	válvula de presión previa	restdrukklep
precedente	predecesor	voorloper
precedente / calotta di protezione	predecesor / tapa deflector	voorloper / verdelerkap
pompa freno tandem precedente, D mandata = xx	predecesor cilindro principal, admision D=xx	voorloper tandemhoofdcilinder, inlaat D=xx
convertitore di pressione	cilindro preajustado	voorspancilinder
RU (rilevatore usura)	CD (contacto de desgaste)	contact noodknipperlichtinstallatie
rivelatore usura unipolare	contacto de desgaste con 1 conexión	contact noodknipperlichtinstallatie 1-polig
rivelatore usura bipolare	contacto de desgaste con 2 conexiones	contact noodknipperlichtinstallatie 2-polig
interruttore spia	interruptor de desgaste	schakelaar noodknipperlichtinstallatie
DS disp. spia (dispositivo spia)	DD (dispositivo de desgaste)	noodknipperlichtinstallatie
fissaggio dispositivo spia	fijación del dispositivo de desgaste	bevestiging noodknipperlichtinstallatie
senso di corsa	sensor de ruta	wegsensor
bianco	blanco	wit
vite cilindrica	tornillo cilíndrico	cilinderkoppbout

1-Kammer-Druckluftbremse	pneumatisk bremse med et kammer	enkammartryckluftsbroms
1-Kolbensattel D=xx	1-bremseåg Ø=xx	1-kolvsok d=xx
2-Kolbensattel D=xx	2-bremseåg Ø=xx	2-kolvsok d=xx
4-Kolbensattel	4-bremseåg	4-kolvsok
1-Kreis-Bremse	1-kreds-bremse	1-krets broms
2-Kreis-Bremse	2-kreds-bremse	2-krets broms
1-Kreis-Sättel	1-kreds-bremseåg	1-krets bromsok
2-Kreis-Sättel	2-kreds-bremseåg	2-krets bromsok
1. Hinterachse	1. bagaksel	1:a bakaxeln
1. und 2. Hinterachse	1. og 2. bagaksel	1:a och 2:a bakaxeln
4-Loch-Bremsscheibe	4-hul-bremsskive	4-håls bromsskiva
6-Loch-Bremsscheibe	6-hul-bremsskive	6-håls bromsskiva
3-Loch-Felge	3-hul-fælg	3-håls fälg
4-Loch-Felge	4-hul-fælg	4-håls fälg
5-Loch-Felge	5-hul-fælg	5-håls fälg
6kt-Schraube	6-kant skrue	sexkantsskrub
6kt-Schraube (innen)	6-kant skrue (indvendigt)	sexkanthåls skrue
6"-Tandem	6"-tandem	6"-tandem
8"-Tandem mit Gabelkopf	8"-tandem med gaffelhoved	8"-tandem med gaffelhuvud
8"-Tandem ohne Gabelkopf	8"-tandem uden gaffelhoved	8"-tandem utan gaffelhuvud
ABS	ABS	ABS (låsningsfria bromsar)
ABS-Dichtungssatz	ABS-pakningssæt	ABS pakningssats
Achtung: Kolbenstellung ändern !	Bemærk: Stempelstilling skal ændres!	OBS! Ändra kolvläge !
Adapter für Bördel E	adapter til krave E	adapter för fläns E
alle Typen	alle typer	alla typer
Alu-Pumpe	alu-pumpe	aluminiumpump
Alu-Sättel	alu-åg	aluminium-ok
am Bremssattel	på bremseåg	på bromsoket
am Hauptzylinder	på hovedcylindren	på huvudcylindern
A-Motor	A-motor	A-motor
Anschlagschraube oben	stoppskrue oppe	stoppskrue upptill
Anschluß/Anschlüsse	tilslutning/tilslutninger	anslutning/anslutningar
Anti-Noise-Blech	Anti-Noise-plade	anti-noise-plåt
ASC (Automatische Stabilitäts Control)	ASC (automatisk stabilitetskontrol)	ASC (automatisk stabilitetskontroll)
ASR (Antriebsschlupfregelsystem)	ASR (traktionskontrolsystem)	ASR (antispinnreglering)
ATE nur über VAG erhältlich	ATE kan kun leveres via VAG	ATE erhålls endast via VAG
auf Typenschild	på typeskiltet	på typskylten
aufgeschraubt	skruet på	påskruvad
Auslaß seitlich links	udløb i siden til venstre	utlopp vänster sida
Auslaß seitlich rechts	udløb i siden til højre	utlopp höger sida
außen	udvendigt	yttre
automatische Nachstellung	automatisk justering	automatisk efterjustering
Behälter	beholder	behållare
Behälter Doppel-WE	beholder dobbelt advarselsudstyr	behållare med dubbel varningsanordning
Behälterbefestigung	beholderfastgørelse	behållarinfästning
Behälterstopfen	beholderprop	behållareplugg
Behälterverschraubung	beholderforskruning	behållarförskruvning
Behörde	myndighed	myndighet
Beläge	belægninger	belägg
belüftete Scheiben	ventilerede skiver	ventilerade skivor
Betätigungseinheit	aktiveringsenhed	manövreringsenhet
blau	blå	blå
Bodenventil	bundventil	bottenventil
Bodenventile tauschen	udskift bundventilerne	byta bottenventil
Bördel x	krave x	fläns typ x
braun	brun	brun
breite Ausführung	bred udførelse	brett utförande
Bremse	bremse	broms
Bremserät	bremseenhed	bromsenhet
Bremskraftregler	bremsekraftregulator	bromskraftregulator
Bremisleitungen erneuern !	Udskift bremseledninger!	förnya bromsledningarna !
Bremslightschalter	bremseolygtekontakt	bromsljusomkopplare
Bremsscheiben	bremsseskiver	bromsskivor
Bremsschlauch beachten !	Bemærk bremseslange!	Observera bromsslängen !
Buchse + Ausgleichbügel	bøsning + udligningsbøjle	bussning med utjämningsbygel
Bus	bus	buss
Bypassregler	bypass-regulator	bypassregulator
Citroen-Bremse	Citroen-bremse	Citroen-broms
D (Durchmesser) =	Ø (diameter) =	D (diameter) =
Dichtring	pakring	packningsring
Dichtung	pakning	packning
Dichtungssatz	pakningssæt	packningssats
Differentialsperre	differentialspærre	differentialspär
Differenzdruckschalter	differenstrykkontakt	omkopplare för differenstryck
Differenzdruckventil	differenstrykventil	differenstrycksventil
diverse Typen	diverse typer	diverse typer
Doppelbereifung	dobbelte dæk	dubbeldäck



travão pneumático de 1 câmara	1-kamrás sűrített levegős fék	однокамерный пневматический тормоз
pinça de travão de 1 pistão D=xx	1-dugattyús nyereg D=xx	однопоршневой суппорт D=xx
pinça de travão de 2 pistões D=xx	2-dugattyús nyereg D=xx	двухпоршневой суппорт D=xx
pinça de travão de 4 pistões	4-dugattyús nyereg	четырёхпоршневой суппорт
travão mono-circuito	1 fékkörös fék	одноконтурная тормозная система
travão de circuito duplo	2 fékkörös fék	двухконтурная тормозная система
pinça de travão mono-circuito	1 körös nyereg	одноконтурные суппорта
pinça de travão de circuito duplo	2 körös nyereg	двухконтурные суппорта
1º eixo traseiro	1. hátsó tengely	1-й задний мост
1º e 2º eixos traseiros	1. és 2. hátsó tengely	1-й и 2-й задний мост
disco de travão com 4 furos	4 lyukas féktárcsa	тормозной диск с 4 отверстиями
disco de travão com 6 furos	6 lyukas féktárcsa	тормозной диск с 6 отверстиями
jante de 3 furos	3 lyukas keréktárcsa	колесный обод с 3 отверстиями
jante de 4 furos	4 lyukas keréktárcsa	колесный обод с 4 отверстиями
jante de 5 furos	5 lyukas keréktárcsa	колесный обод с 5 отверстиями
parafuso hexagonal	Hatlapfejű csavar	болт с шестигранной головкой
parafuso hexagonal (interior)	Belső hatlapfejű csavar	болт с шестигранной головкой (внутренней)
6" - tandem	6"-tandem	тандем 6"
8" - tandem com cabeça de garfo	8"-tandem villafejvel	тандем 8" с вильчатой головкой
8" - tandem sem cabeça de garfo	8"-tandem villafej nélkül	тандем 8" без вильчатой головки
ABS - sistema de travagem anti-bloqueio	ABS	ABS (антиблокировочная система)
ABS - jogo de juntas	ABS-tömítéskészlet	комплект прокладок для ABS
atenção: mudar a posição do pistão !	Figyelem: a dugattyúk helyzetét meg kell változtatni!	Внимание: изменить положение поршня!
adaptador para rebordo E	Adapter az „E” peremhez	адаптер для бортика типа E
todos os tipos	valamennyi típus	все типы
bomba em alumínio	Alumíniumszivattyú	алюминиевый насос
pinça de travão em alumínio	Alumíniumnyereg	алюминиевые суппорта
no pinça de travão	a féknyergen	на суппорте тормоза
na bomba central de travões	a főfékhengeren	на главном цилиндре
motor em A	A-motor	двигатель типа A
parafuso limitador de curso, em cima	felső útközőcsavar	упорный винт сверху
ligação / ligações	Csatlakozás/csatlakozások	подключение/подключения
placa anti-ruído	Zajcsökkentő lemez	противопопыховый экран
ASC (controlo automático de estabilidade)	ASC (automata stabilitás-ellenőző rendszer)	ASC (автоматическая система курсовой устойчивости)
ASR (sistema de controlo de tracção)	ASR (hajítás csúszásszabályozó rendszer)	ASR (противобуксовочная система)
ATE só disponível através da VAG	Az ATE csak a VAG-nál kapható	Приобрести продукцию ATE можно только через компанию VAG
na placa de identificação	a típustáblára	на заводской табличке с обозначением модели
aparafusado	felcsavarozva	на винтах
escape lateral esquerdo	Bal kieresztőnyílás	выпускное отверстие сбоку слева
escape lateral direito	Jobb kieresztőnyílás	выпускное отверстие сбоку справа
macho	kívül	снаружи
ajuste automático	automatikus utánállítás	автоматическая подстройка (регулировка)
depósito	Tartály	емкость (бачок)
depósito com sistema de avisador duplo	Tartály, kettős WE	емкость с двойным сигнальным устройством
fixação do depósito	Tartályrögzítés	крепление емкости
bujão do depósito	Tartálydugó	пробка емкости
tampa do depósito	Tartály csavarkötés	винтовое крепление емкости
oficial	Hivatal	автомобили для госслужб
pastilhas de travão de disco	Fékbetétek	тормозные накладки (колодки)
discos ventilados	Hűtött tárcsák	вентилируемые диски
unidade de accionamento	Kezelő egység	блок включения
azul	kék	синий
válvula de pressão residual	Fenékszelep	клапан избыточного давления главного тормозного цилиндра
mudar válvula de pressão residual	Fenékszelep kicserélése	Заменить клапаны избыточного давления
rebordo tipo X	Perem x	фланец x
castanho	barna	коричневый
modelo largo	Széles kivitel	широкая модификация
travão	Fék	тормоз
servo-assistida	Fékberendezés	тормозное устройство
regulador da força de travagem	Fékerőszabályzó	регулятор тормозного усилия
substituir tubagem do sistema de travagem	Cserélje ki a fékvezetékeket !	Заменить тормозные шланги !
interruptor da luz de stop	Féklámpa kapcsoló	выключатель сигнала торможения
discos de travão	Féktárcsák	тормозные диски
atenção ao tubo de travão !	Ügyeljen a féktömlőre !	Обратить внимание на тормозной шланг!
bucha + cabo de compensação	Hüvely + kiegyenlítő kengyel	втулка + компенсационная скоба
autocarro	Busz	автобус
regulador by-pass	Bypass szabályozó	байпасный регулятор
travão Citroen	Citroen-fék	тормоз „Ситроен“
D (diâmetro) =	D (átmérő) =	D (диаметр) =
retentor	Tömítőgyűrű	уплотнительное кольцо
junta	Tömítés	прокладка уплотнительная
jogo de juntas	Tömítéskészlet	комплект прокладок
bloqueio do diferencial	Differenciálzár	блокировка дифференциала
interruptor do diferencial de pressão	Nyomáskülönbség kapcsoló	дифференциальное реле давления
válvula do diferencial de pressão	Nyomáskülönbség szelep	дифференциальный регулирующий клапан
diversos tipos	Különböző típusok	различные типы
pneu duplo	Dupla kerékkészlet	сдвоенные шины

Doppelkabine	dobbelt kabine	dubbelhytt
Druckbegrenzungsventil	trykbegrænsningsventil	tryckbegränsningsventil
Druckbolzen	trykbolt	tryckbolt
Druckbolzen (kurz)	trykbolt (kort)	tryckbolt (kort)
Druckbolzen (lang)	trykbolt (lang)	tryckbolt (lång)
Druckluftbremse	trykluftbremse	tryckluftsbroms
Druckluftleitung	trykluftledning	tryckluftsledning
Druckluftunterstützung	trykluftunderstøttet	tryckluftsstöd
Druckluftverstärker	trykluftforstærker	tryckluftsförstärkare
Druck-Warnschalter	tryk-advarselskontakt	tryck-varningsomkopplare
DS-Regler	DS-regulator	DS regulator
EDS	EDS	EDS (elektronisk differential spärr)
EDS-Ventilblock	EDS-ventilblok	EDS ventilblock
EG-Vorschrift	EF-forskrift	EG direktiv
Einbau hinter der Achse	indbygning bagved akslen	inmontering bakom axeln
Einbau vor der Achse	indbygning foran akslen	inmontering framför axeln
Einbausatz	indbygningssæt	monteringssats
Einfachbereifung	enkelt dæk	enkeldäck
Einknopfmaß xx mm	indknæpningsmål xx mm	inknäppningsmått xx mm
Einlaß D=xx mm	indløb Ø=xx mm	inlopp D=xx mm
Einlaß mit Gummistopfen	indløb med gummiprop	inlopp med gummiplugg
Einschraubregler	indskruningsregulator	insskruv-utjämningsventil
elektr. Vergaser	elektr. karburator	elektrisk förgasare
Entlüfteranschluß	udluftningstilslutning	avlutningsanslutning
Entlüfterventil	udluftningsventil	avlutningsventil
erhöhte Zuladung	øget last	förhöjd tillsatsvikt
Ersatz für Sättel D=xx	erstatning for åg Ø=xx	ersättning för ok D=xx
ETS	ETS (elektronisk traktionssystem)	ETS antispinnsystem
Europa	Europa	Europa
Export	eksport	export
Fahrschule	køreskole	körskola
Faltenbaldsatz	foldebælgssæt	bälgsats
Faustsättel	håndåg	flytande bromsok
Fenster	vindue	fönster
Festsättel	faste åg	fasta ok
Flanschdicke x mm	flangetykkelse x mm	flänstjocklek x mm
Flanschmaß = xx,x	flangemål = xx,x	flänsmått = xx,x
Fuller-Getriebe	Fuller-gear	Fuller växellåda
für Belagsätze ohne Zubehör	til belægningssæt uden tilbehør	för beläggsatser utan tillbehör
für Bremssättel/Vorgänger	til bremseåg/forgænger	för bromsok/föregångare
für Doppelmembran-Gerät	til dobbeltmembran-enhed	för dubbelmembran-enhet
Gabelkopfsatz	gaffelhovedsæt	gaffelhuvudsats
Gehäuse L=	hus L=	hus L=
gelb	gul	gul
gepanzerte Fahrzeuge	pansrede køretøjer	bepansrade fordon
Getriebe	gear	växellåda
Getriebe-Nr.	gear-nr.	växellåds-nr.
GG-Pumpe	støbejerns-pumpe	pump av grått gjutjärn
GG-Sättel	støbejerns-åg	ok av grått gjutjärn
GG-THz/Vorgänger	støbejerns-TMC/forgænger	Thc av grått gjutjärn/föregångare
Golf-Staaten	Golfstaterne	Golfstaterna
Gz mit senkrechtem Flansch	givercylinder med lodret flange	givarcylinder med vertikal fläns
Gz (Geberzylinder)	givercylinder	Gc (givarcylinder)
Gz-Reparaturatz	givercylinder-reparationssæt	Gc-reparationssats
HA (Hinterachse)	BA (bagaksel)	BA (bakaxel)
Haltefeder	holdefeder	spärrfjäder
Halter	holder	hållare
Haltersatz	holdesæt	hållaresats
Halterschraube	holderskrue	hållareskruv
Handbremsbetätigung	aktivering af håndbremse	handbromsmanövrering
Handbremshebel	håndbremsestang	handbromsspak
HA-Scheibenbremse	BA-skivebremse	BA skivbroms
HA-Trommelbremse	BA-tromlebremse	BA trumbroms
Hebel	håndtag	spak
Hochdach	højt tag	högt tak
Hohlschraube	hulskrue	ihålig skruv
Hosei-Bremse	Hosei-bremse	Hosei-broms
Hub	slag	slag
Hülsensatz	bøsningssæt	hylssats
Hydraulikspeicher	hydraulikkakumulator	hydraulackumulator
Hydraulikverstärker	hydraulikforstærker	hydraulförstärkare
Hydraulikzylinder	hydraulikcylinder	hydraulicylinder
Hydr. Steuereinheit	hydraulisk styreenhed	hydr. styrenhet
Hz (Hauptzylinder)	hovedcylinder	Hc (huvudcylinder)
Hz-Reparaturatz	hovedcylinder-reparationssæt	Hc-reparationssats
im Fahrerhaus	i førerhuset	i förarhytten
im Motorraum	i motorrummet	i motorrummet



cabina dupla	Dupla vezetőfülke	двойная кабина
válvula limitadora de pressão	Nyomáskorlátozó szelep	редукционный клапан
perno de pressão	Nyomócsap	зажимный болт
perno de pressão (curto)	Nyomócsap (rövid)	зажимный болт (короткий)
perno de pressão (longo)	Nyomócsap (hosszú)	зажимный болт (длинный)
travão pneumático	Sűrített levegős fék	пневматический тормоз
conduta pneumática	Sűrített levegő vezeték	трубопровод сжатого воздуха
assistência pneumática	Sűrített levegős segítség	поддержка сжатым воздухом
servofreio pneumático	Sűrített levegő erősítő	пневматический усилитель (бустер)
interruptor de aviso de pressão	Nyomás figyelmeztető kapcsoló	сигнальное реле давления
regulador DS	DS-szabályozó	DS-регулятор
EDS (bloqueio electrónico do diferencial)	EDS	EDS (электронная блокировка дифференциала)
EDS-válvula de bloqueio	EDS-szelepblokk	клапанный блок EDS
de acordo com as normas da CE	EG-előírás	Соответствует предписаниям Европейского Сообщества
instalação atrás do eixo	Beszereles a tengely mögött	установка позади оси
instalação à frente do eixo	Beszereles a tengely előtt	установка перед осью
jogo de montagem	Beszereelő készlet	монтажный комплект
pneu simples	Egyszeres kerékkészlet	одинарные шины
medida p/ instalar botão xx mm	Begombolási méret xx mm	размер закрепления xx мм
diâmetro de admissão = xx mm	Bemenőnyílás D=xx mm	впускное отверстие D=xx мм
admissão com ficha de borracha	Bemenőnyílás gumidugóval	впускное отверстие с резиновой пробкой
regulador de parafuso	Becsavarható szabályozó	винчиваемый регулятор
carburador eléctrico	Elektr. porlasztó	электр. карбюратор
ligação de purga	Légtelenítő csatlakozó	подсоединение устройства для удаления воздуха
válvula de purga	Légtelenítő szelep	клапан сапуна
carga útil aumentada	Megnövelt rakomány	повышенная полезная нагрузка
sobressalente para pinça de travão D=xx	Nyeregpótlás D=xx	замена по суппортам D=xx
ETS (sistema electrónico da tracção)	ETS	ETS (электронная система контроля тягового усилия)
Europa	Európa	Европа
exportação	Export	экспорт
escola de condução	Járművezető iskola	автошкола
jogo de foles	Harmonika-készlet	комплект гофрированных чехлов
pinça de travão tipo „Faust“	Mozgó nyergek	тормозной механизм с плавающей скобой
janela	Ablak	окно
pinça de travão fixa	Rögzített nyereg	фиксированная скоба дискового тормоза
espessura da flange x mm	Karimavastagság x mm	толщина фланца x мм
medida da flange = xx,x	Karimaméret = xx,x	размер фланца=xx,x
caixa de velocidades Fuller	Fuller-sebességváltó	коробка передач Фуллера
para pastilhas de travão sem acessórios	Fékbetétkészlethez tartozék nélkül	для комплектов колодок без принадлежностей
para pinças de travão / anterior	Féknyergekhez/előző kivitel	для тормозных суппортов / предшественники
para servofreio de dupla membrana	Kétfelmembrános berendezéshez	для устройства с двойной мембраной
jogo de cabeça de garfo	Villafejkészlet	комплект вильчатых головок
caixa L =	Ház L=	корпус L=
amarelo	sárga	желтый
veículos blindados	Páncélozott járművek	бронированные автомобили
caixa de velocidades	Sebességváltó	коробка передач
caixa de velocidades nr.	Sebességváltó száma	номер коробки передач
bomba em ferro fundido	GG-szivattyú	насос из серого чугуна
pinça de travão em ferro fundido	GG-nyergek	суппорта из серого чугуна
bomba central tandem em ferro fundido / anterior	GG-tandem főfékhenger/előző kivitel	двуколпостный главный тормозной цилиндр из серого чугуна/предшественник
países do Golfo Pérsico	Öbölmenti országok	государства Персидского залива
bomba central de embraiagem com flange vertical	Munkahenger függőleges karimával	главный цилиндр сцепления с вертикальным фланцем
BCE (bomba central de embraiagem)	Gz (munkahenger)	Gz (главный цилиндр привода сцепления)
BCE-jogo de reparação	Munkahenger-javítókészlet	ремкомплект главного цилиндра привода сцепления
ET (eixo traseiro)	HA (hátsó tengely)	HA (задний мост)
mola de retenção	Tartórugó	стопорная пружина
suporte	Tartó	держатель, крепление
jogo de suportes	Tartókészlet	комплект крепления
parafuso de suporte	Tartócsavar	болт крепления
actuação do travão de mão	Kézifék működtetés	устройство включения ручного тормоза
alavanca do travão de mão	Kézifékkar	рычаг ручного тормоза
disco de travão do eixo traseiro	Hátsó tengely tárcsafék	дисковый тормоз задней оси
tambor do eixo traseiro	Hátsó tengely dobfék	барабанный тормоз задней оси
alavanca	Kar	рычаг
tejadilho alto	Magas tető	высокая крыша
parafuso oco	Üreges csavar	полый болт
travões Hosei	Hosei-fék	тормоз Хосай
curso	Lökét	ход поршня
jogo de guias	Hüvelykészlet	комплект втулок
acumulador hidráulico	Hidraulikai tároló	гидравлический аккумулятор
servofreio hidráulico	Hidraulikus erősítő	гидравлический усилитель
cilindro hidráulico	Hidraulikus henger	гидравлический цилиндр
unidade hidráulica	Hidr. vezérlőegység	гидравлический блок управления
BCT (bomba central de travões)	Hz (főfékhenger)	Hz (главный цилиндр)
BCT-jogo de reparação	Főfékhenger javítókészlet	ремкомплект главного цилиндра
na cabina	a vezetőfülkében	в кабине водителя
no compartimento do motor	a motortérben	в моторном отделении

innen	indvendigt	inuti
Innengewinde	indvendigt gevind	innergånga
Kastenwagen	kassevogn	skåpvagn
Katalysator	katalysator	katalysator
Kennzeichen: xx	indregistreringsnr.: xx	registreringsnummer: xx
Kerbe am Flansch	kærv på flangen	hack i flänsen
Klasse	klasse	klass
Kleinbus	minibus	minibuss
Klimaanlage	klimaanlæg	luftkonditionering
Kolbenstange D=	stempelstang Ø=	kolvstång D=
Kolbenstange L=	stempelstang L=	kolvstång L=
Kombiwagen	stationcar	kombibil
Kompakt THz	kompakt TMC	kompakt THC
Krankenwagen	ambulance	ambulans
Kupplung	kobling	koppling
Kupplungsabgang	koblingsudgang	kopplingsutlopp
Kupplungsverstärker	koblingsforstærker	kopplingsforstærkere
kurzer Radstand	kort hjulafstand	kort hjulbas
kurzes Bremsgerät	kort bremseenhed	kort bromsenhet
L (Länge) =	L (længde) =	L (längd) =
langer Radstand	lang hjulafstand	lång hjulbas
Leckageanzeige	lækage-indikator	läckageindikator
lieferbar	kan leveres	tillgänglig
links oben und rechts unten	oppe til venstre og nede til højre	vänster upptill och höger nedtill
links vor und rechts hinter der Achse	til venstre foran og til højre bagved akslen	vänster framför och höger bakom axeln
Linkslenker	venstrestyret	vänsterstyrt fordon
Luftfederung	luftaffjedring	luftfjædring
luftgekühlt	luftkølet	luftkyld
M8-Führungsbolzen	M8-styrebolt	M8-styrbult
MA-Getriebe	MA-gear	MA-växellåda
mit 1 Haltestift	med 1 holdetap	med 1 insatspinne
mit 2 Haltestiften	med 2 holdetapper	med 2 insatspinnar
mit Alufelgen	med alu-fælg	med aluminiumfälgar
mit angegossenem Behälter	med påstøbt beholder	med pågjuten behållare
mit regeltem Katalysator	med reguleret katalysator	med reglerad katalysator
mit Laschen	med lasker	med stroppar/flikar/länkar
mit Leichtmetallrädern	med letmetalhjul	med lättmetalhjul
MKII-Aggregat kpl.	MKII-aggregat kpl.	MKII-aggregat kompl.
Mod. (Modell)	mod. (model)	mod. (modell)
Motor	motor	motor
Motor-Nr.	motor-nr.	motor-nr.
Motor-Pumpen-Aggregat	motor-pumpe-aggregat	motor-pump-aggregat
Multi-Link-Achse	multi-link-aksel	multilänkaxel
m.Z. (mit Zubehör)	m.t. (med tilbehør)	m.t. (med tillbehör)
Nachstellteile-Satz	sæt justeringsdele	sats med efterjusteringsdelar
ND-Schlauch	lavtryksslange	LT-slang (lågtrycks-)
Nebenabtrieb	sekundært kraftudtag	extra drivning
Niveauregulierung	niveauregulering	nivåreglering
Nz (Nehmerzylinder)	slavecylinder	SC slavcylinder
Nz-Reparatursatz	slavecylinder-reparationssæt	SC reparationssats
ohne Alufelgen	uden alu-fælg	utan aluminiumfälgar
ohne regeltem Katalysator	uden reguleret katalysator	utan reglerad katalysator
ohne Laschen	uden lasker	utan stroppar/flikar/länkar
ohne Leichtmetallräder	uden letmetalhjul	utan lättmetalhjul
O-Ring	O-ring	O-ring
Pedal Feststeller	pedal lås	pedallås
Polizei	politi	polis
Rad	hjul	hjul
Radsensor	hjulsensor	hjulsensor
Radstand xxxx mm	hjulafstand xxxx mm	hjulbas xxxx mm
rechts oben und links unten	oppe til højre og nede til venstre	höger upptill och vänster nedtill
Rechtslenker	højrestyret	högerstyrt fordon
Regler	regulator	regulator
Reihenmotor	seriemotor	radmotor
Reisebus/Hochdecker	rejsebus/høj bus	turistbuss/ hög buss
Reparatursatz	reparationssæt	reparationssats
Ringstutzen-Satz	ringstuds-sæt	ringstuts-sats
Rohrleitung	rørledning	rörledning
rot	rød	röd
roter Sattel	rødt åg	rött ok
Rückschlagventil	kontraventil	backventil
Rückstellwellen-Satz	sæt tilbagesstillingsaksel	återställningsaxel-sats
Rz (Radzylinder)	hjulcylinder	Hc (hjulcylinder)
Rz-Dichtungssatz	hjulcylinder-pakningssæt	Hc-O268pakningssats
Rz-Reparatursatz	hjulcylinder-reparationssæt	Hc-reparationssats
Salisbury-Achse	Salisbury-aksel	Salisbury-axel
Sattel mit 1 Haltestift	åg med 1 holdetap	ok med 1 insatspinne



interior	belül	внутри
rosca interior	Belső menet	внутренняя резьба
furgão	Szekrényes kocsi	автомобиль-фургон
catalisador	Katalizátor	катализатор
identificação: xx	Rendszám: xx	номер: xx
corte na flange	Bemetszés a karimán	насечка на фланце
classe	Osztály	класс
mini-autocarro	Kisbusz	микроавтобус
ar condicionado	Klímaberendezés	кондиционер
biela D=	Dugattyúrúd D=	поршневой шток D=
biela L=	Dugattyúrúd L=	поршневой шток L=
carrinha station	Kombikocsi	автомобиль-универсал (пикап)
bomba central tandem compacta	Kompakt tandem-főfékhenger	компактный двухполостной главный тормозной цилиндр
ambulância	Betegszállító kocsi	санитарный автомобиль
embraíagem	Tengelykapcsoló	сцепление
saída p/ ligação da embraíagem	Tengelykapcsoló kivezetés	выходное отверстие муфты
servo-embraíagem	Tengelykapcsoló erősítő	усилитель сцепления
distância curta entre eixos	Rövid tengelytávolság	короткая колесная база
servofreio curto	Rövid fékberendezés	короткое тормозное устройство
L (comprimento) =	L (hosszúság) =	L (длина) =
distância longa entre eixos	Hosszú kerék bázis	длинная колесная база
indicador de fuga	Szivárgásjelző	сигнализация утечки
disponível	szállítható	может быть поставлено
em cima à esquerda e em baixo à direita	a bal oldalon fent és a jobb oldalon lent	слева сверху и справа внизу
à esquerda à frente e à direita atrás do eixo	a baloldalon a tengely előtt és a jobb oldalon a tengely mögött	слева перед осью и справа позади оси
volante à esquerda	Balkormányos	леворульный автомобиль
suspensão pneumática	Pneumatikus felfüggesztés	пневматическая подвеска
refrigerado por ar	léghűtéses	с воздушным охлаждением
perno-guia M8	M8-vezetőcsap	направляющий болт M8
caixa de velocidades MA	MA-sebességváltó	коробка передач MA
com 1 perno retentor	1 tartócsappal	с 1 упорным болтом
com 2 pernos retentores	2 tartócsappal	с двумя упорными болтами
com jante em alumínio	alumínium keréktárcsákkal	с алюминиевыми колесными дисками (ободами)
com reservatório fundido	öntött tartállyal	с резервуаром, выполненным литьем
com catalizador regulável	szabályozott katalizátorral	с регулируемым катализатором
com encaixes	hevederekkel	с накладками
com jantes em liga	könnyűfém kerekkel	с колесами из легкого сплава
unidade completa MKII	Komplett MKII-aggregát	агрегат MKII в сборе
Mod. (Modelo)	Mod. (modell)	мод. (модель)
motor	Motor	двигатель
nr. do motor	Motor-szám	номер двигателя
sistema bomba-motor	Motor-szivattyú aggregát	агрегат двигатель-помпа
eixo multi-link	Multi-Link tengely	ось „мульти-линк“
com acessórios	m.Z. (tartozékokkal)	m.Z. (с принадлежностями)
jogo de peças de afinação	Utánállító alkatrész-készlet	комплект деталей для регулировки
tubo ND	Alacsony nyomású tömlő	шланг низкого давления
propulsão secundária	Melléklehajtás	вспомогательный привод
regulação nível	Magasság szabályozó modul	регулировка высоты дорожного просвета
BAE-bomba auxiliar de embraíagem	Nz (vezérelt henger)	NZ (рабочий цилиндр привода выключения сцепления)
BAE-jogo de reparação	Nz-javítókészlet	ремкомплект рабочего цилиндра сцепления
sem jante em alumínio	Alumínium keréktárcsák nélkül	без алюминиевых ободов
sem catalizador regulável	Szabályozott katalizátor nélkül	без регулируемого катализатора
sem encaixes	Hevederek nélkül	без накладок
sem jantes em liga leve	Könnyűfém kerek nélkül	без колес из легкого сплава
vedante / O-ring	Körkeresztmetszetű gyűrű	кольцо круглого сечения
pedal com bloqueio	Padárlögzítő	фиксатор педали
Polícia	Rendőrség	полиция
roda	Kerék	колесо
sensor da roda	Kerékérzékelő	датчик колеса
distância entre eixos xxxx mm	Tengelytávolság xxxx mm	колесная база автомобиля xxx mm
à direita em cima e à esquerda em baixo	a jobb oldalon fent és a bal oldalon lent	справа сверху и слева внизу
volante à direita	Jobbkormányos	праворульный автомобиль
regulador	Szabályozó	регулятор
motor em linha	Soros motor	рядный двигатель
autocarro de turismo / cabina alta	Autóbusz/emeletes busz	междугородный автобус/туристский автобус с высоко расположенным пассажирским помещением
jogo de reparação	Javító készlet	ремкомплект
jogo de suportes / anilhas	Gyűrűs talpkészlet	комплект кольцевых патрубков
tubagem	Csővezeték	трубопровод
vermelho	Piros	красный
pinça de travão vermelha	Piros nyereg	красный суппорт
válvula de sentido único	Visszacsapó szelep	обратный клапан
jogo para reset de árvores	Visszaállító tengely-készlet	комплект валов возврата в исходное положение
CR (cilindro de roda)	Rz (kerékfékhenger)	Rz (колесный тормозной цилиндр)
CR-jogo de juntas	Kerékfékhenger tömítéskészlet	комплект прокладок колесного тормозного цилиндра
CR-jogo de reparação	Kerékfékhenger javítókészlet	ремкомплект колесного тормозного цилиндра
eixo Salisbury	Salisbury-tengely	ось Солсбери
pinça de travão com 1 perno retentor	Nyereg 1 tartócsappal	суппорт с 1 штифтовым ограничителем

Sattel mit 2 Haltestiften	åg med 2 holdetapper	ok med 2 insatspinnar
Sättel mit Gussnoppen	åg med støbte nopper	ok med gjutna noppor
Sattelschraube	ågskrue	okskrue
Scheibenbremse	skivebremse	skivbroms
Scheibenkupplung	skivekobling	skivkoppling
Scheibenschraube	skiveskrue	skivskruv
Schlauchleitung	slangeledning	slangedning
Schraubstutzen	skruvestuds	skruvstuts
schwarz	sort	svart
Schwimmsättel	flydeåg	flytande ok
Schwingblech WE	svingplade advarselsudstyr	svängplåt VA (varningsanordning)
SCS	SCS (stop kontrolsystem)	SCS (stopp kontroll system)
separater Behälter	separat beholder	separat behållare
separates Druckstück/Vorgänger	separat trykstykke/forgænger	separat trykstykke/föregångare
Servolenkung	servostyring	servostyrning
Skandinavien	Skandinavien	Skandinavien
Sitzplätze	siddepladser	sittplatser
Sonderfahrzeuge	specialkøretøj	speciella fordon
Spezialaufbau	specialopbygning	speciell oppbyggnad
Sportfahrwerk	sportkøretøj	sportchassi
Spur	spor	spår
Standard-Bremsgerät	standard-bremseenhed	standard bromsenhet
Standard-THz	standard-TMC	standard Thc
staubfeste Ausführung	støvfast udførelse	dammsäkert utförande
Stufenheck	sedan	sedan-bakdel
T50-Reparaturatz	T50-reparationssæt	T50-reparationssats
Tandemregler	tandemregulator	tandemregulator
THz mit 3 Anschlüssen	TMC med 3 tilslutninger	Thc med 3 anslutninger
THz mit Anschlagsschraube	TMC med stopskrue	Thc med anslagskrue
THz (Tandemhauptzylinder)	TMC (tandemhovedcylinder)	Thc (tandemhovedcylinder)
THz-Reparaturatz	TMC-reparationssæt	Thc-reparationssats
THz-RS (Montagehülse)	TMC-reparationssæt (montagebøsning)	Thc-RS (monteringshylsa)
Timken-Achse	Timken-aksel	Timken-axel
Topfmanschette	kopmanchet	övergångshylsa
Tragbolzensatz	sæt bærebolte	bårskruvsats
Transporter	transporter	transportfordon
Triebkopf	drivhoved	drivhuvud
Trommelbremse	tromlebremse	trumbroms
TBB (Trommelbremsbacken)	TBB (tromlebremsebakker)	TBB (trumbromsbackar)
Umbau 1-teilig auf 2-teilig	ombygning fra 1 del til 2 dele	ombyggnad 1-delad till 2-delad
Unterdruckverstärker	undertryksforstærker	undertrycksförstärkare
ursprüngl. verschraubte Beläge	oprind. fastskruede belægninger	ursprungl. förskruvade belägg
VA (Vorderachse)	FA (foraksel)	FA (framaxel)
VA-Girling-Bremse	FA-Girling-bremse	FA-Girling-broms
VA-Scheibenbremse	FA-skivebremse	FA-skivbroms
VA-Trommelbremse	FA-tromlebremse	FA-trumbroms
Ventilblock	ventilblok	ventilblock
Ventilblock kpl.	ventilblok komplet	ventilblock kompl.
Verbindungsschrauben	forbindelsesskruer	kopplingsskruevar
Verschlußschraube	låseskrue	låsplugg
Verschraubung	forskruning	förskruvning
Verschraubung kpl.	forskruning komplet	förskruvning kompl.
verstärkte Bremse	forstærket bremse	förstärkt broms
verstärkte Stoßdämpfer	forstærket støddæmper	förstärkta stötdämpare
verstärktes Fahrwerk	forstærket chassis	förstärkt chassi
Verteilerstück wiederverwenden	genbrug fordelerstykke	återanvänd fördelarstycket
V-Motor	V-motor	V-motor
Vorder- und Hinterachse	for- og bagaksel	fram- och bakaxel
Vorderachse	foraksel	framaxel
Vorderachse und 2. Hinterachse	foraksel og 2. bagaksel	framaxel och 2:a bakaxeln
Vordruckventil	fortryksventil	förtrycksventil
Vorgänger	forgænger	föregångare
Vorgänger / Abschirmkappe	forgænger / afskærmningshætte	föregångare / avskärmningskåpa
Vorgänger-THz, Einlaß D=xx	forgænger-TMC, indløb Ø=xx	föregångare-Thc, inlopp D=xx
Vorspannzylinder	forspændecylinder	förspänncylinder
WK (Warnkontakt)	advarselskontakt	VK (varningskontakt)
Warnkontakt 1-polig	1-polet advarselskontakt	varningskontakt 1-polig
Warnkontakt 2-polig	2-polet advarselskontakt	varningskontakt 2-polig
Warnschalter	advarselskontakt	varningsbrytare
WE (Warneinrichtung)	advarselsanordning	VA (varningsanordning)
WE-Befestigung	fastgøring advarselsanordning	infästning för varningsanordning
Wegsensor	vejsensor	vägsensor
weiß	hvid	vit
Zylinderschraube	cylinderskrue	cylinderskrue



pinça de travão com 2 pernos retentores	Nyereg 2 tartócsappal	суппорт с 2 штифтовым ограничителем
pinças de travão c/ saliências fundidas	Nyergek öntött szemcsékkel	суппорта с литыми утолщениями
parafuso da pinça de travão	Nyeregcsavar	болт суппорта
discos de travão	Tárcsafék	дисковый тормоз
discos de embraiagem	Tárcsás tengelykapcsoló	дисковая муфта, сцепление
parafuso do disco	Tárcsacsavar	болт диска
tubo	Tömlővezeték	шланг
terminal roscado	Csavarcsonk	горловина под резьбовую пробку
preto	Fekete	черный
pinça de travão oscilante	Úszónyereg	плавающие скобы (суппорта)
avisador em chapa oscilante	Rezgőlemez WE	металлический лист сигнального устройства
SCS (sistema de controlo de stop)	SCS	система SCS (stop control system)
reservatório isolado	Külön tartály	отдельный резервуар
peça de pressão / anterior	Külön nyomóidom/előző kivétel	отдельный упор/предшественник
direcção assistida	Szervokormány	рулевое управление с сервоприводом
Escandinávia	Skandinávia	Скандинавия
assentos	Ülőhelyek	сидячие места
veículo especial	Különleges gépkocsik	специальные автомобили
carroçaria especial	Különleges felépítmény	специальный кузов
suspensão desportiva	Sportos futómű	спортивная ходовая часть
via	Nyom	полоса движения
servofreio standard	Standard fékberendezés	стандартное тормозное устройство
bomba central tandem standard	Standard tandem főfékhenger	стандартный двухполостной главный тормозной цилиндр
construção anti-poeiras	Porvédett kivétel	пыленепроницаемая модификация
3 volumes	Lépcsőshátú	задняя часть кузова с углом между стеклом задка и багажником
jogo de reparação T50	T50-javítókészlet	ремкомплект T50
regulador tandem	Tandemszabályozó	двухполостной ограничитель давления
BCT com 3 ligações	THz 3 csatlakozóval	двухполостной главный тормозной цилиндр с 3 подключениями
BCT com parafuso de retenção	Tandem főfékhenger ütközőcsavarral	двухполостной главный тормозной цилиндр с упорным винтом
BCT-bomba central tandem	THz (tandem főfékhenger)	THz (двухполостной главный тормозной цилиндр)
BCT-jogo de reparação	Tandem főfékhenger javítókészlet	ремкомплект двухполостного главного тормозного цилиндра
BCT-invólucro de montagem	Tandem főfékhenger-RS (szerelőhüvely)	ремкомплект двухполостного главного тормозного цилиндра (монтажная гильза)
eixo Timken	Timken-tengely	ось Тимкена
vedante	Edénytömítőgallér	пыльник стакана
jogo de pernos de suporte	Tartócsapkészlet	комплект опорных болтов
furgoneta	Szállítókosci	автомобиль-фургон малой грузоподъемности
cabeça de propulsão	Hajtófej	приводной агрегат
travão de tambor	Dobfék	барабанный тормоз
MTT (Maxilas de Travão de Tambor)	TBB (dobfékpofák)	ТВВ (колодки барабанного тормоза)
reconstrução de 1 peça a partir de 2 peças	Átéptés 1-részesről 2-részesre	переоборудование с 1 части на 2 части
servofreio de vácuo	VÁkuum erősítő	вакуумный усилитель
pastilhas aparafusadas de origem	eredetileg felcsavarozott fékbetétek	первоначально прикручиваемые колодки
ED (eixo dianteiro)	VA (első tengely)	VA (передний мост)
travões Girling do eixo dianteiro	Első tengely Girling-fék	передний тормоз Гирлинга
travão de disco do eixo dianteiro	Első tengely tárcsafék	передний дисковый тормоз
travão de tambor do eixo dianteiro	Első tengely dobfék	передний барабанный тормоз
válvula de bloqueio	Szelepblokk	клапанный блок
válvula de bloqueio - completa	Komplett szelepblokk	клапанный блок в сборе
parafusos de união	Összekötő csavarok	соединительные болты
parafuso de fecho	Zárócsavar	навинчивающаяся крышка
aparafusamento	Csavarkötés	резьбовое соединение
aparafusamento completo	Komplett csavarkötés	резьбовое соединение в сборе
travão reforçado	Megerősített fék	усиленные тормоза
amortecedor reforçado	Megerősített lengéscsillapító	усиленный амортизатор
suspensão reforçada	Megerősített futómű	усиленная ходовая часть
reutilizar peça de distribuição	Az elosztóidomot újra fel kell használni	использовать снова распределитель
motor em V	V-motor	V-образный двигатель
eixos dianteiro e traseiro	Első és hátsó tengely	передний и задний мост
eixo dianteiro	Első tengely	передний мост
eixo dianteiro e 2º eixo traseiro	Első tengely és 2. hátsó tengely	передний мост и 2-й задний мост
válvula de pressão dianteira	Előnyomásszelep	подпорный клапан
anterior	Előző kivétel	предшественник
anterior / capa de protecção	Előző kivétel / árnyékoló sapka	предшественник/ экранирующая головка
anterior bomba central tandem, Ø entrada = xx	Előző kivétel - tandem főfékhenger, bemenőnyílás D=xx	предшествовавший двухполостной главный тормозной цилиндр, вход D=xx
cilindro pré-tensionado	Előfeszítő henger	предварительный цилиндр
AD (avisador de desgaste)	WK (figyelmeztető érintkező)	сигнальный контакт
AD c/ 1 terminal	1-pólusú kopásfigyelmeztető érintkező	сигнальный контакт 1-полюсный
AD c/ 2 terminais	2-pólusú kopásfigyelmeztető érintkező	сигнальный контакт 2-полюсный
interruptor de aviso	Figyelmeztető kapcsoló	сигнальное реле
DA (dispositivo de aviso)	WE (figyelmeztető berendezés)	WE (сигнальное устройство)
fixação do dispositivo de aviso	Figyelmeztető berendezés rögzítés	крепление сигнального устройства
sensor de curso	Útérzékelő	датчик скорости автомобиля
branco	fehér	белый
parafuso do cilindro	Hengeres fejű csavar	болт головки блока цилиндров

1-Kammer-Druckluftbremse	1komorová pneumatická brzda	1 - komorowy hamulec pneumatyczny
1-Kolbensattel D=xx	1pístový třmen D=xx	zacisk z jednym tłoczkiem D=xx
2-Kolbensattel D=xx	2pístový třmen D=xx	zacisk z dwoma tłoczkami D=xx
4-Kolbensattel	4pístový třmen	zacisk z 4 tłoczkami
1-Kreis-Bremse	jednookruhová brzda	hamulec jednoobwodowy
2-Kreis-Bremse	dvouokruhová brzda	hamulec dwuobwodowy
1-Kreis-Sättel	jednookruhový třmen	zaciski jednoobwodowe
2-Kreis-Sättel	dvouokruhový třmen	zaciski dwuobwodowe
1. Hinterachse	1. zadní náprava	pierwsza oś tylna
1. und 2. Hinterachse	1. a 2. zadní náprava	pierwsza i druga oś tylna
4-Loch-Bremsscheibe	brzdový kotouč se 4 otvory	tarcza hamulca z 4 otworami
6-Loch-Bremsscheibe	brzdový kotouč se 6 otvory	tarcza hamulca z 6 otworami
3-Loch-Felge	ráfek se 3 otvory	obřezč kola z 3 otvorami
4-Loch-Felge	ráfek se 4 otvory	obřezč kola z 4 otvorami
5-Loch-Felge	ráfek s 5 otvory	obřezč kola z 5 otvorami
6kt-Schraube	šroub se 6hrannou hlavou	šruba z 6bokami sześciokątnym
6kt-Schraube (innen)	šroub se 6hrannou hlavou (vnitřní)	šruba z 6bokami sześciokątnym (wewnątrz)
6"-Tandem	6" tandem	tandem 6"
8"-Tandem mit Gabelkopf	8" tandem s vidlicovou hlavou	tandem 8" z główką rozwidloną
8"-Tandem ohne Gabelkopf	8" tandem bez vidlicové hlavy	tandem 8" bez główki rozwidłonej
ABS	ABS	ABS
ABS-Dichtungssatz	sada těsnění pro ABS	komplet uszczelniający do ABS
Achtung: Kolbenstellung ändern !	Pozor! Změnit polohu pístu!	Uwaga: zmienić położenie tłoka!
Adapter für Bördel E	Adaptér pro obrubu typu E	adapter do zwinięcia obwodowego typu E
alle Typen	všechny typy	wszystkie typy
Alu-Pumpe	hliníkové čerpadlo	pompa aluminiowa
Alu-Sättel	hliníkové třmeny	zaciski aluminiowe
am Bremssattel	u třmenu kotoučové brzdy	na zacisku aluminiowym
am Hauptzylinder	u hlavního válce	na pompie hamulca
A-Motor	A motor	silnik A
Anschlagschraube oben	dorazový šroub nahoře	wkręt zderzakowy, góra
Anschluß/Anschlüsse	přípoj/přípoje	przyłącze / przyłącza
Anti-Noise-Blech	vymezovací podložka	blacha tłumiąca hałas
ASC (Automatische Stabilitäts Control)	ASC (automatická kontrola stability)	ASC (automatyczny system kontroli stabilności jazdy)
ASR (Antriebschlupfregelsystem)	ASR (systém pro protismykovou regulaci)	ASR (układ antypoślizgowej stabilizacji napędu)
ATE nur über VAG erhältlich	ATE lze obdržet jen přes VAG	ATE dostępne tylko przez VAG
auf Typenschild	na typovém štítku	na tabliczce znamionowej
aufgeschraubt	našroubováno	nakręcone
Auslaß seitlich links	výfuk na straně vlevo	wylot z lewej strony z boku
Auslaß seitlich rechts	výfuk na straně vpravo	wylot z prawej strony z boku
außen	vně	na zewnątrz
automatische Nachstellung	automatické seřizování	automatyczna regulacja
Behälter	nádržka	zbiorniczek
Behälter Doppel-WE	dvojitě VZ nádržky	zbiorniczek z podwójnym urządzeniem ostrzegawczym
Behälterbefestigung	upevnění nádržky	mocowanie zbiorniczka
Behälterstopfen	zátká nádržky	korek zbiorniczka
Behälterverschraubung	šroubení nádržky	zakrętka zbiorniczka
Behörde	úřad	urząd
Beläge	obložení	okładziny hamulcowe
belüftete Scheiben	větrané kotouče	tarcze wentylowane
Betätigungseinheit	ovládací jednotka	jednostka obsługowa
blau	modrý	niebieski
Bodenventil	dnový ventil	zawór denny
Bodenventile tauschen	vyměnit dnové ventily	wymienić zawory denne
Bördel x	obruba x	zawinięcie obwodowe x
braun	hnědý	brązowy
breite Ausführung	široké provedení	typ szeroki
Bremse	brzda	hamulec
Bremsgerät	brzdové zařízení	urządzenie hamulcowe
Bremskraftregler	regulátor brzdné síly	regulator siły hamowania
Bremsleitungen erneuern !	vyměnit brzdová vedení!	Wymienić przewody hamulcowe!
Bremslichtschalter	spínač brzdového světla	włącznik światła stopu
Bremsscheiben	brzdové kotouče	tarcze hamulcowe
Bremsschlauch beachten !	Dbejte na brzdovou hadici!	Zwrócić uwagę na przewód hamulcowy!
Buchse + Ausgleichbügel	pouzdro + vyrovnávací třmen	tuleja + kabłąk wyrównawczy
Bus	autobus	bus (van)
Bypassregler	obtokový regulátor	regulator obejściowy
Citroen-Bremse	brzda Citroenu	hamulec Citroen'a
D (Durchmesser) =	D (průměr) =	D (średnica) =
Dichtring	těsnicí kroužek	pierścień uszczelniający
Dichtung	těsnění	uszczelka
Dichtungssatz	sada těsnění	zestaw uszczelniający
Differentialsperre	uzávěrka diferenciálu	blokada układu różnicowego
Differenzdruckschalter	diferenční tlakový spínač	włącznik różnicy ciśnień
Differenzdruckventil	diferenční tlakový ventil	zawór różnicy ciśnień
diverse Typen	různé typy	różne typy
Doppelbereifung	dvojí pneumatiky	podwójne ogumienie



Φρένο πεπιεσμένου αέρα 1 θαλάμου	tek odalı havalı fren	抗噪音板
Δίχαλο πέδησης 1 εμβόλου D=xx	1 pistonlu kaliper D=xx	1活塞制动钳 D=xx
Δίχαλο πέδησης 2 εμβόλων D=xx	2 pistonlu kaliper D=xx	2活塞制动钳 D=xx
Δίχαλο πέδησης 4 εμβόλων	4 pistonlu kaliper	4活塞制动钳
Φρένο 1 κυκλώματος	1 devreli fren	1回路制动器
Φρένο 2 κυκλωμάτων	2 devreli fren	2回路制动器
Δίχαλα πέδησης 1 κυκλώματος	1 devreli kaliperler	1回路制动钳
Δίχαλα πέδησης 2 κυκλωμάτων	2 devreli kaliperler	2回路制动钳
1ος πίσω άξονας	1. arka aks	第1后桥
1ος και 2ος πίσω άξονας	1. ve 2. arka aks	第1和第2后桥
Δίσκος φρένου 4 οπών	4 delikli fren diski	4孔式制动圆盘
Δίσκος φρένου 6 οπών	6 delikli fren diski	6孔式制动圆盘
Ζάντα 3 οπών	3 delikli jant	3孔式轮辋
Ζάντα 4 οπών	4 delikli jant	4孔式轮辋
Ζάντα 5 οπών	5 delikli jant	5孔式轮辋
Βίδα εξαγωνικής κεφαλής	6 köşeli civata	六角螺栓
Βίδα κεφαλής κοίλου εξαγώνου	6 köşeli civata (iç)	内六角螺栓
Δίδυμος 6"	6 inç tandem	6英寸串联制动液缸
Δίδυμος 8" με διχαλωτή κεφαλή	8 inç tandem, çatal başlıklı	8英寸串联制动液缸带有叉头
Δίδυμος 8" χωρίς διχαλωτή κεφαλή	8 inç tandem, çatal başlıksız	8英寸串联制动液缸不带叉头
Σύστημα ανιμπλοκαρίσματος (ABS)	ABS (anti blokaj sistemi)	防抱死制动系统
Σε στεγανοποίησης συστήματος ανιμπλοκαρίσματος (ABS)	ABS conta takımı	防抱死制动系统密封套件
Προσοχή: Αλλαγή της θέσης του εμβόλου !	Dikkat: Piston pozisyonunu değiştirin !	注意: 活塞位置变更 !
Προσαρμογέας για περιχέλιωση τύπου E	havşa E için adaptör	用于卷边E的适配件
όλοι οι τύποι	tüm tipler	所有型号
Αλουμινένια αντλία	alüminyum pompa	铝制泵
Αλουμινένια δίχαλα πέδησης	alüminyum kaliperler	铝制制动钳
στο δίχαλο πέδησης	fren kaliperinde	制动钳旁
στον κεντρικό κύλινδρο	ana merkez silindirinde	主液缸旁
Κινητήρας A	A motor	A发动机
Κοχλίας αναστολής επάνω	üst dayanak civatası	上限位螺钉
Σύνδεση/Συνδέσεις	bağlantı/bağlantılar	接口/连接
Ηχομωνωτική λαμαρίνα	susturucu	抗噪音板
ASC (Αυτόματος Έλεγχος Ευστάθειας)	ASC (Otomatik Stabilite Kontrolü)	ASC (汽车稳定性自动控制装置)
ASR (Διάταξη Ρύθμισης Έλξης και Ολισθησης)	ASR (Anti Patinaj Sistemi)	ASR (防侧滑调节系统)
ATE διατίθεται μόνο μέσω VAG	ATE sadece VAG üzerinden temin edilebilir	只能通过VAG购置ATE
πάνω στην πινακίδα τύπου	tip levhası üzerinde	在铭牌上
βιδωμένο	vidalanmış	拧上
Εξαγωγή πλάγια αριστερά	çıkış yeri sol yan taraf	左侧排气
Εξαγωγή πλάγια δεξιά	çıkış yeri sağ yan taraf	右侧排气
εξωτερικά	dış	外部
Αυτόματη επαναρύθμιση	otomatik ayarlama	自动调整
Δοχείο	hazne	容器
Δοχείο με διπλή διάταξη προειδοποίησης (ΔΠ)	çift ikaz sistemli hazne	双层WE的容器
Στήριξη δοχείου	hazne tespitleme	容器的固定
Τάπα δοχείου	hazne tapası	容器堵头
Πώμα δοχείου	hazne vida bağlantısı	容器螺帽
Υπηρεσία	resmi araç	政府机关
Τακάκια φρένων	fren balataları	摩擦片
Αεριζόμενοι δίσκοι	havalandırılmalı diskler	通风的制动盘
Μονάδα χειρισμού	çalıştırma ünitesi	操纵单元
μπλε	mavi	蓝色
Βαλβίδα πυθμένα	taban valfi	底阀
Αντικατάσταση βαλβίδων πυθμένα	taban valflerini değiştirin	更换底阀
Περιχέλιωση x	havşa x	卷边 x
καφέ	kahverengi	棕色
Πλατιά έκδοση	geniş model	宽结构形式
Φρένο	fren	制动器
Μονάδα πέδησης	fren cihazı	制动器
Ρυθμιστής δύναμης πέδησης	fren regülatörü	制动力调节器
Αντικατάσταση σωλήνων φρένων !	fren hatlarını yenileyin !	更新制动管路 !
Διακόπτης φώτων φρένων	fren lambası şalteri	制动灯开关
Δίσκοι φρένων	fren diskleri	制动圆盘
Προσοχή στον εύκαμπο σωλήνα φρένου !	fren hortumunu dikkate alın !	注意制动软管 !
Δακτύλιος + Κλιπ εξισορρόπηση	buç + dengeleme elemanı	轴套 + 补偿卡箍
Λεωφορείο	otobüs	大客车
Ρυθμιστής παράκαμψης	bypass regülatörü	旁路调节器
Φρένο Citroen	Citroen freni	雪铁龙制动器
D (Διάμετρος) =	Ç (Çap) =	D (直径) =
Στεγανοποιητικός δακτύλιος	conta halkası	密封圈
Στεγανοποίηση	conta	密封
Σε στεγανοποίησης	conta takımı	密封套件
Εμπλοκέας διαφορικού	diferansiyal kilidi	差动锁止机构
Διακόπτης διαφοράς πίεσης	fark basınç şalteri	差动压力开关
Βαλβίδα διαφοράς πίεσης	fark basınç valfi	差动压力阀
διάφοροι τύποι	muhtelif tipler	各种型号
Διπλά ελαστικά	çift lastik	双轮胎

Doppelkabine	dvojitá kabina	kabina podwójna
Druckbegrenzungsventil	tlakový omezovací ventil	zawór ograniczenia ciśnienia
Druckbolzen	tlakový čep	trzcierń naciskowy
Druckbolzen (kurz)	tlakový čep (krátký)	trzcierń naciskowy (krótki)
Druckbolzen (lang)	tlakový čep (dlohý)	trzcierń naciskowy (długi)
Druckluftbremse	vzduchová brzda	hamulec pneumatyczny
Druckluftleitung	tlakovzdušné vedení	przewód sprężonego powietrza
Druckluftunterstützung	tlakovzdušná podpora	wspomaganie sprężonym powietrzem
Druckluftverstärker	tlakovzdušný zesilovač	wspomaganie pneumatyczne
Druck-Warnschalter	výstražný spínač tlaku	ciśnieniowy włącznik ostrzegawczy
DS-Regler	regulátor DS	regulator DS
EDS	EDS	EDS (elektronická blokada układu różnicowego)
EDS-Ventilblock	blok ventilů EDS	EDS - blok zaworów
EG-Vorschrift	předpis ES	przepis EC (unijný)
Einbau hinter der Achse	montáž za nápravou	montaż za osią
Einbau vor der Achse	montáž před nápravou	montaż przed osią
Einbausatz	montážní sada	komplet montażowy
Einfachbereifung	jedna sada pneumatik	pojedyncze ogumienie
Einknopfmaß xx mm	rozměr zapínání xx mm	wymiar zapięcia na guzik xx mm
Einlaß D=xx mm	sání D=xx mm	wlot D=xx mm
Einlaß mit Gummistopfen	sání s pryžovou zátkou	wlot z korkiem gumowym
Einschraubregler	regulátor k zašroubování	regulator wkręcany
elektr. Vergaser	elektr. karburátor	gaźnik elektroniczny
Entlüfteranschluß	připoj odvodušňovače	przyłącze odpowietrzacza
Entlüfterventil	odvodušňovací ventil	zawór odpowietrzacza
erhöhte Zuladung	zvýšené užitečné zatížení	zwiększone doładowanie
Ersatz für Sättel D=xx	náhrada za třmeny D=xx	zastępczo za zaciski D=xx
ETS	ETS	ETS (elektronický systém kontroli trakcji)
Europa	Evropa	Europa
Export	export	eksport
Fahrschule	autoškola	nauka jazdy
Faltenbalsatz	sada vlnovců	komplet mieszkw
Faustsättel	plovoucí třmeny	zaciski ruchome
Fenster	okno	szyba
Festsättel	pevné třmeny	zaciski stále
Flanschdicke x mm	tloušťka příruby x mm	grubość kołnierza x mm
Flanschmaß = xx,x	rozměr příruby = xx,x	wymiar kołnierza = xx,x
Fuller-Getriebe	převodovka fuller	przekładnia Fullera
für Belagsätze ohne Zubehör	pro sady obložení bez příslušenství	do kompletu klocków hamulcowych bez osprzętu
für Bremssättel/Vorgänger	pro třmeny kotoučové brzdy/předchůdce	do zacisków hamulców / poprzednicy
für Doppelmembran-Gerät	pro zařízení s dvojitou membránou	do urzãdzenia z podwójną membraną
Gabelkopfsatz	sada vidlicových hlav	zestaw głwek rozwidloných
Gehäuse L=	plášť L=	obudowa L=
gelb	žlutý	żółty
gepanzerte Fahrzeuge	obměná vozidla	pojazdy opancerzone
Getriebe	převodovka	skrzynia biegów
Getriebe-Nr.	čís. převodovky	nr skrzyni biegów
GG-Pumpe	čerpadlo z šedé litiny	pompa z želiwa szarego
GG-Sättel	třmeny z šedé litiny	zaciski z želiwa szarego
GG-THz/Vorgänger	THV ze šedé litiny/předchůdce	pompa hamulca typu tandem z želiwa szarego / poprzednik
Golf-Staaten	Golfské státy	państwo Zatoki Perskiej
Gz mit senkrechtem Flansch	válec vysílače se vsvislou přírubou	pompa sprzęgła z prostopadłym kołnierzem
Gz (Geberzylinder)	VV (válec vysílače)	pompa sprzęgła
Gz-Reparaturatz	sada dílů pro opravu VV	zestaw naprawczy do pompy sprzęgła
HA (Hinterachse)	ZN (zadní náprava)	oś tylna
Haltefeder	přidržná pružina	sprężyna mocująca
Halter	držák	uchwyt
Haltersatz	sada držáků	komplet uchwytów
Halterschraube	šroub držáků	šruba uchwytu
Handbremsbetätigung	ovládání ruční brzdy	uruchomienie hamulca ręcznego
Handbremshebel	páka ruční brzdy	dźwignia hamulca ręcznego
HA-Scheibenbremse	kotoučová brzda ZN	hamulec tarczowy na osi tylnéj
HA-Trommelbremse	bubnová brzda ZN	hamulec bębnowy na osi tylnéj
Hebel	páka	dźwignia
Hochdach	vysoká střecha	wysoki dach
Hohlschraube	dutý šroub	šruba wydrážona
Hosei-Bremse	brzda Hosei	hamulec Hosei
Hub	zdvih	skok
Hülsensatz	sada pouzder	komplet tulejek
Hydraulikspeicher	hydraulický zásobník	akumulator hydrauliczny
Hydraulikverstärker	hydraulický posilovač	hydrauliczny siłownik wspomagający
Hydraulikzylinder	hydraulický válec	cylinder hydrauliczny
Hydr. Steuereinheit	hydraulická řídící jednotka	hydrauliczny blok sterující
Hv (Hauptzylinder)	HV (hlavní válec)	PH (pompa hamulcowa)
Hv-Reparaturatz	sada dílů pro opravu HV	zestaw naprawczy do pompy hamulcovej
im Fahrerhaus	v kabině řidiče	w kabinie
im Motorraum	v motorovém prostoru	w maszynowni



Διπλός θάλαμος	çift kabin	双驾驶室
Βαλβίδα περιορισμού της πίεσης	basınç sınırlama valfi	限压阀
Πείρος πίεσης	baskı pimi	压力销
Πείρος πίεσης (κοντός)	baskı pimi (kısa)	压力销 (短)
Πείρος πίεσης (μακρύς)	baskı pimi (uzun)	压力销 (长)
Φρένο πεπιεσμένου αέρα	havalı fren	压缩空气制动器
Σωλήνες πεπιεσμένου αέρα	basınçlı hava hattı	压缩空气管路
Υποστήριξη πεπιεσμένου αέρα	basınçlı hava desteği	压缩空气支承
Ενισχυτής πεπιεσμένου αέρα	basınçlı hava amplifikatörü	压缩空气放大器
Διακόπτης προειδοποίησης πίεσης	basınç ikaz şalteri	压力报警开关
Ρυθμιστής DS	DS regülatörü	DS差动锁止装置调节器
EDS (ηλεκτρονικό κλειδίωμα διαφορικού)	EDS	EDS电动差动锁止装置
Μπλοκ βαλβίδων EDS	EDS valf bloğu	EDS阀块
Προδιαγραφή EK	AB direktifi	EG欧盟规定
Τοποθέτηση πίσω από τον άξονα	aksın arkasına montaj	装在轴后
Τοποθέτηση μπροστά από τον άξονα	aksın önüne montaj	装在轴前
Σετ τοποθέτησης	montaj seti	安装套件
Μονά ελαστικά	tek lastik	单轮胎
Διάσταση μπουτόν xx mm	düğümleme ölçüsü xx mm	按钮尺寸 xx mm
Εισαγωγή D=xx mm	giriş Ç=xx mm	进气口 D=xx mm
Εισαγωγή με λαστιχένια πώματα	lastik tapalı giriş	带有橡胶堵头的进气口
Βιδωτός ρυθμιστής	vidalanarak montajlı regülatör	拧进调节器
Ηλεκτρικό καρμπυρατέρ	elektrikli karbüratör	电气化器
Σύνδεση εξαερισμού	hava boşaltma bağlantısı	排气接口
Βαλβίδα εξαέρωσης	hava boşaltma valfi	排气阀
Αυξημένο πρόσθετο φορτίο	fazla yükleme	增大的载重
Αντικατάσταση για δίχαρα πέδησης D=xx	kaliperler için yedek D=xx	用于制动钳 D=xx
ETS	ETS	ETS
Ευρώπη	Avrupa	欧洲
Εξαγωγή	export	出口
Σχολή οδηγών	sürücü kursu	驾驶学校
Σετ φούσκας	körük takımı	波纹管组
Ολισθαίνοντα δίχαρα πέδησης	yumruk tip kaliperler	浮式制动钳
Παράθυρο	pencere	车窗
Σταθερά δίχαρα πέδησης	sabit kaliperler	固定式制动钳
Πάχος φλάντζας x mm	flaş kalınlığı x mm	法兰厚度 x mm
Διάσταση φλάντζας = xx,x	flaş ölçüsü = xx,x	法兰尺寸 = xx, x
Κιβώτιο ταχυτήτων Fuller	Fuller şanzıman	变速箱
για σετ τακακιών χωρίς εξαρτήματα	aksesuarsız balata takımları için	用于不带辅件的刹车片组
για δίχαρα πέδησης/προηγούμενος τύπος	fren kaliperleri için/önceki	用于制动钳/牵引车
για συσκευή διπλής μεμβράνης	çift diyaframlı cihaz için	用于双膜片装置
Σετ διχαλωτής κεφαλής	çatal başlık takımı	叉头套件
Περίβλημα L=	gövde L=	壳体 L=
κίτρινο	sarı	黄色
Θωρακισμένα οχήματα	zırhlı araçlar	装甲车辆
Κιβώτιο ταχυτήτων	şanzıman	变速箱
Αριθ. κιβωτίου ταχυτήτων	şanzıman no.	变速箱编号
Χυτοσιδηρή αντλία	gri dökme demir pompa	灰铸铁泵
Χυτοσιδηρά δίχαρα πέδησης	gri dökme demir kaliperler	灰铸铁制动钳
Χυτοσιδηρός δίδυμος κύριος κύλινδρος πέδησης/προηγούμενος τύπος	gri dökme demir tandem ana merkez silindiri/önceki	灰铸铁串联式主液缸/牵引车
Χώρες περσικού κόλπου	Körfez Ülkeleri	海湾国家
Εντολοδότης κύλινδρος με κάθετη φλάντζα	Dikey flaşlı kumanda silindiri	带有垂直法兰的传感器缸
Εντολοδότης κύλινδρος	KS (kumanda silindiri)	Gz (传感器缸)
Σετ επισκευής εντολοδότη κυλίνδρου	KS onarım seti	传感器缸维修组件
ΠΑ (πίσω άξονας)	AA (arka aks)	HA (后桥)
Ελατήριο συγκράτησης	tutma yayı	保持弹簧
Στήριγμα	tutucu	保持器
Σετ στήριξης	tutucu seti	保持器组件
Βίδα στήριξης	ankraj civatası	保持螺钉
Χειρισμός χειρόφρενου	el freni kumandası	手刹车
Μοχλός χειρόφρενου	el freni kolu	手刹车杆
Δισκόφρενο ΠΑ	AA diskli fren	后桥盘式制动器
Ταμπουρόφρενο ΠΑ	AA kampanalı fren	后桥鼓式制动器
Μοχλός	kol	摇杆
Ψηλή οροφή	yüksek tavan	高顶篷
Κοίλος κοχλίας	içi oyuk vida	空心螺钉
Φρένα Hosei	Hosei freni	Hosei制动器
Διαδρομή εμβόλου	strok	行程
Σετ χιτωνίων	kovan takımı	套筒组
Υδραυλικό πιεστικό δοχείο	hidrolik akümülatör	液压蓄能器
Υδραυλικός ενισχυτής	hidrolik amplifikatör	液压放大器
Υδραυλικός κύλινδρος	hidrolik silindiri	液压缸
Υδραυλική μονάδα ελέγχου	hidr. kumanda ünitesi	液压控制单元
Κεντρικός κύλινδρος	AMS (ana merkez silindiri)	H _z (主液缸)
Σετ επισκευής κεντρικού κυλίνδρου	AMS onarım seti	主液缸维修套件
στην καμπίνα του οδηγού	sürücü kabini içinde	在驾驶室
στο χώρο του κινητήρα	motor bölümü içinde	在发动机舱

innen	uvnitř	wewnątrz
Innengewinde	vnitřní závit	gwint wewnętrzny
Kastenwagen	skříňový automobil	furgon
Katalysator	katalyzátor	katalizator
Kennzeichen: xx	registrační značka: xx	numery rejestracyjne: xx
Kerbe am Flansch	zářež na přírubě	nacięcie w kołnierzu
Klasse	třída	klasa
Kleinbus	mikrobus	mini bus
Klimaanlage	klimatizační zařízení	klimatyzacja
Kolbenstange D=	pístnice D=	łoczysko, średnica D=
Kolbenstange L=	pístnice L=	łoczysko, długość L=
Kombiwagen	kombi	kombi
Kompakt THz	kompaktní THV	kompaktowa tandemowa pompa hamulcowa
Krankenwagen	sanitní vůz	karetka pogotowia
Kupplung	spojka	sprzęgło
Kupplungsabgang	výstup spojky	odprowadzenie sprzęgła
Kupplungsverstärker	zesilovač spojky	układ wspomagania sprzęgła
kurzer Radstand	krátký rozvor kol	krótki rozstaw osi
kurzes Bremsgerät	krátké brzdové zařízení	krótkie urządzenie hamujące
L (Länge) =	L (délka)	L (długość) =
langer Radstand	dlouhý rozvor kol	duży rozstaw osi
Leckageanzeige	indikátor průsaku	wskaźnik wycieku
lieferbar	k dodání	dostępny
links oben und rechts unten	vlevo nahoře a vpravo dole	z lewej strony u góry oraz z prawej strony na dole
links vor und rechts hinter der Achse	vlevo před a vpravo za nápravou	z lewej strony z przodu i z prawej strony za osią
Linkslenker	volant vlevo	układ kierowniczy z kierownicą z lewej strony
Luftfederung	vzduchové odpružení	zawieszenie pneumatyczne
luftgekühlt	chlazené vzduchem	chłodzone powietrzem
M8-Führungsbolzen	vodící čep M8	M8 - bolce prowadzące
MA-Getriebe	MA-převodovka	skrzynia biegów MA
mit 1 Haltestift	s 1 přídržným kolíkem	z 1 trzpieniem ustalajícím
mit 2 Haltestiften	se 2 přídržnými kolíky	z 2 trzpieniami ustalającymi
mit Alufelgen	s hliníkovými ráfky	z aluminiowymi obręczami kół
mit angegossenem Behälter	s nalitou nádrží	z odlanym zbiorniczkiem
mit regeltem Katalysator	s řízeným katalyzátorem	z katalizatorem regulowanym
mit Laschen	s lamelami	z wypustkami
mit Leichtmetallrädern	s koly z lehkého kovu	z kołami z metali lekkich
MKII-Aggregat kpl.	MKII kompletní jednotka	MKII - kompletny agregat
Mod. (Modell)	Mod. (model)	mod. (model)
Motor	Motor	silnik
Motor-Nr.	čís. motoru	nr silnika
Motor-Pumpen-Aggregat	agregát motorového čerpadla	silnik-pompy-agregat
Multi-Link-Achse	náprava multi-link	oś multi - link
m.Z. (mit Zubehör)	m.Z. (s příslušenstvím)	z o. (z osprzętem)
Nachstellteile-Satz	sada seřizovacích dílů	komplet części regulacyjnych
ND-Schlauch	nízkotlaká hadice	przewód n.c. (niskiego ciśnienia)
Nebenabtrieb	vedlejší výstupní člen	dodatkowy odbiornik napędu
Niveauregulierung	regulace hladiny	regulacja poziomu
Nz (Nehmerzylinder)	VS (válec snímače)	SW (silownik wysprężlający)
Nz-Reparaturatz	sada dílů pro opravu VS	zestaw naprawczy SW
ohne Alufelgen	bez hliníkových ráfků	bez aluminiowych obręczy kół
ohne regelten Katalysator	bez řízeného katalyzátoru	bez katalizatora regulowanego
ohne Laschen	bez lamel	bez wypustek
ohne Leichtmetallräder	bez kol z lehkého kovu	bez kół z metali lekkich
O-Ring	kroužek O	O -ring
Pedal Feststeller	zajištění pedálu	ustalacz pedálu
Polizei	Policie	Policja
Rad	kolo	koło
Radsensor	senzor kola	czujnik koła
Radstand xxxx mm	rozvor kol xxxx mm	rozstaw osi xxxx mm
rechts oben und links unten	vpravo nahoře a vlevo dole	z prawej strony u góry i z lewej na dole
Rechtslenker	volant vpravo	układ kierowniczy z kierownicą z prawej strony
Regler	regulátor	regulator
Reihenmotor	řadový motor	silnik jednorzędowy
Reisebus/Hochdecker	autokar/autobus s vysokou střechou	autobus wycieczkowy / wysokopokładowy
Reparaturatz	sada dílů pro opravu	zestaw naprawczy
Ringstutzen-Satz	sada kruhových hrdel	komplet króćców pierścieniowych
Rohrleitung	potrubí	rurociąg
rot	červený	czerwony
roter Sattel	červený třmen	czerwony zacisk
Rückschlagventil	zpětný ventil	zawór jednokierunkowy
Rückstellwellen-Satz	sada vratných hřídelů	walki zwrotne
Rz (Radzylinder)	KV (kolový váleček)	CHK (cylinděrki hamulcowe koła)
Rz-Dichtungssatz	sada těsnění KV	zestaw uszczelniający CHK
Rz-Reparaturatz	sada dílů pro opravu KV	zestaw naprawczy CHK
Salisbury-Achse	náprava Salisbury	oś Salisbury
Sattel mit 1 Haltestift	třmen s 1 přídržným kolíkem	zacisk z 1 kolíkiem ustalajícím



εσωτερικά	iç	内部
εσωτερικό σπείρωμα	iç vida dışı	内螺纹
Κλούβα	kapalı kasa araç	厢式汽车
Καταλυτικός μετατροπέας	katalitik konvertör	催化器
Πινάκιδα αριθμού κυκλοφορίας: xx	plaka no: xx	车牌: xx
Εγκοπές στη φλάντζα	flanştaki çentik	法兰上的刻痕
Κατηγορία	sınıf	等级
Μικρό λεωφορείο	minibüs	小巴
Κλιματιστικό	klima sistemi	空调装置
Στέλεχος εμβόλου D=	piston kolu Ç=	活塞杆D=
Στέλεχος εμβόλου L=	piston kolu U=	活塞杆L=
Στέισον βάγκον	station wagon	客货两用车
Κομπάκτ διδυμος κύριος κύλινδρος πέδησης	kompakt tandem ana merkez silindiri	紧凑型串联式主液缸
Ασθενοφόρο αυτοκίνητο	ambulans	救护车
Συμπλέκτης	debriyaj	离合器
Έξοδος συμπλέκτη	debriyaj çıkışı	离合器输出端
Ενισχυτής συμπλέκτη	debriyaj güçlendirici	离合放大器
μικρό μεταξόνιο	kısa aks aralığı	短轴距
κοντή μονάδα πέδησης	kısa fren cihazı	短制动器
L (μήκος) =	U (Uzunluk) =	L(长)=
μεγάλο μεταξόνιο	uzun aks aralığı	长轴距
Ένδειξη διαρροής	sızıntı göstergesi	泄漏显示
διαθέσιμο	stokta var	可供货
αριστερά επάνω και δεξιά κάτω	sol üst ve sağ alt	左上和右下
αριστερά μπροστά και δεξιά πίσω από τον άξονα	solda önde ve sağda aksın arkasında	轴的左前和右后
Αριστεροτίμονα οχήματα	soldan direksiyonlu	左侧驾驶的汽车
Σύστημα ανάρτησης πεπιεσμένου αέρα	havalı süspansiyon	空气弹簧
Αερόψυκτο	hava soğutmalı	风冷
Πείρος οδηγός M8	M8 kılavuz pim	M8导向螺纹销
Κιβώτιο ταχυτήτων MA	MA şanzıman	MA变速箱
με 1 πείρο στήριξης	1 tutucu pim ile	带有1个固定销
με 2 πείρους στήριξης	2 tutucu pim ile	带有2个固定销
με ζάντες αλουμινίου	alüminyum jantlı	带有铝制轮辋
με χυτό δοχείο	dökme hazneli	带有铸造容器
με ρυθμιζόμενο καταλυτικό μετατροπέα	kontrollü katalitik konvertörlü	带有可调节的催化器
με ελάσματα	bağlantı kulakları ile	带有连接板
με ζάντες κράματος ελαφρού μετάλλου	hafif metal	带有轻金属车轮
MKII συγκρότημα πλήρες	MKII ünitesi komple	整套MKII装置
Μοντ. (μοντέλο)	mod. (model)	Mod. (车型)
Κινητήρας	motor	发动机
Αριθμός κινητήρα	motor no.	发动机号码
Συγκρότημα κινητήρα-αντλίας	motor-pompa ünitesi	发动机泵组
Άξονας Multi-Link	multi-link aks	多连接轴
με εξαρτ. (με εξαρτήματα)	aksesuarları ile	带有Z. (带有辅件)
Σετ τεμαχίων ρύθμισης	ayarlama parçaları takımı	调整套件
ND εύκαμπτου σωλήνα	ND hortum	低压软管
Βοηθητικός μηχανισμός κίνησης	yavru şanzıman	辅助驱动
Σύστημα οριζοντίωσης	seviye ayarlama sistemi	水平位调节
Εντολοδόχος κύλινδρος	AS (alıcı silindir)	Nz (输出缸)
Σετ επισκευής εντολοδόχου κυλίνδρου	AS onarım seti	输出缸维修组件
χωρίς ζάντες αλουμινίου	alüminyum jantsız	不带铝制轮辋
χωρίς ρυθμιζόμενο καταλυτικό μετατροπέα	kontrollü katalitik konvertörsüz	不带可调节的催化器
χωρίς λωρίδες	kulaksız	不带连接板
χωρίς ζάντες κράματος ελαφρού μετάλλου	hafif metal jantsız	不带轻金属车轮
Δακτύλιος O	O-ring	O型圈
Διάταξη ακινητοποίησης πεντάλ	pedal sabitleyici	踏板限位器
Αστυνομία	Polis	警察
Τροχός	tekerlek	车轮
Αισθητήρας τροχού	tekerlek sensörü	车轮传感器
Μεταξόνιο xxxx mm	aks aralığı xxxx mm	轴距 xxxx mm
δεξιά επάνω και αριστερά κάτω	sağ üst ve sol alt	右上和左下
Δεξιοτίμονα οχήματα	sağdan direksiyonlu	右侧驾驶的汽车
Ρυθμιστής	regülatör	调节器
Κινητήρας σειράς	sıra motor	直列式发动机
Υπερασπτικό λεωφορείο/Υπερυψωμένο	şehirlerarası otobüs/yüksek tavanlı otobüs	长途客车/高顶盖车
Σετ επισκευής	onarım seti	维修套件
Σετ στρογγυλού στομίου	yüzüklü rakor takımı	环形管接头组件
Σωλήνωση	boru hattı	管道
κόκκινο	kırmızı	红色
Κόκκινο δίχαιο πέδησης	kırmızı kaliper	红色制动钳
Βαλβίδα αντεπιστροφής	çekvalf	单向阀
Σετ άξονα επαναφοράς	sıfırlama mili takımı	复位轴组件
Κύλινδρος τροχού	TFM (tekerlek fren merkezi)	Rz (车轮制动缸)
Σετ στεγανοποίησης κυλίνδρου τροχού	TFM conta takımı	车轮制动缸密封套件
Σετ επισκευής κυλίνδρου τροχού	TFM onarım seti	车轮制动缸维修套件
Άξονας Salisbury	Salisbury aks	索尔兹伯里轴
Δίχαιο πέδησης με 1 πείρο στήριξης	1 tutucu pimli kaliper	制动钳带有1个固定销

Sattel mit 2 Haltestiften	třmen se 2 přídržnými kolíky	zacisk z 2 kołkami ustalającymi
Sättel mit Gussnoppen	třmen s litými noppkami	zaciski z odlewanyimi wypustkami
Sattelschraube	šroub třmenu	šruba zacisku
Scheibenbremse	koťoučová brzda	hamulec tarczowy
Scheibenkupplung	koťoučová spojka	sprzęgło tarczowe
Scheibenschraube	koťoučový šroub	šruba tarczy
Schlauchleitung	hadicové vedení	przewód giętki
Schraubstutzen	šroubovací hrdlo	króciec śrubowy
schwarz	černý	czarny
Schwimmsättel	plovoucí třmeny	zaciski pływające
Schwingblech WE	kov výstražného zařízení	urządzenie ostrzegawcze z blachy wahlivej
SCS	SCS	SCS (system kontroli stopu)
separater Behälter	samostatná nádrž	oddzielny zbiornik
separates Druckstück/Vorgänger	samostatný tlačný element/předchůdce	oddzielny element dociskowy / poprzednik
Servolenkung	servořízení	wspomagany układ kierowniczy
Skandinavien	Skandinávie	Skandynawia
Sitzplätze	místa k sezení	miejsca siedzące
Sonderfahrzeuge	speciální vozidla	pojazdy specjalne
Spezialaufbau	speciální karosérie	specjalne nadwozie
Sportfahrwerk	sportovní podvozek	podwozie sportowe
Spur	stopa	rozstaw kół
Standard-Bremsgerät	standardní posilovač brzd	standardowe urządzenie hamulcowe
Standard-THz	standardní tandemový hlavní válec	standardowa pompa hamulcowa typu tandem
staubfeste Ausführung	provedení odolné proti prachu	wykonanie odporne na kurz
Stufenheck	stupňovitá záď	tył kaskadowy
T50-Reparatursatz	T50 sada dílů pro opravu	zestaw naprawczy T50
Tandemregler	tandemový regulátor	regulator tandemowy
THz mit 3 Anschlüssen	THV se 3 přípoji	pompa hamulcowa tandemowa z 3 przyłączami
THz mit Anschlagsschraube	THV s dorazovým šroubem	PHT z wkrętem zderzakowym
THz (Tandemhauptzylinder)	THV (tandemový hlavní válec)	PHT (pompa hamulcowa typu tandem)
THz-Reparatursatz	sada dílů pro opravu THV	PHT - zestaw naprawczy
THz-RS (Montagehülse)	sada dílů pro opravu THV (montážní pouzdro)	PHT - zestaw naprawczy (tuleja montażowa)
Timken-Achse	náprava Timken	oś Timkena
Topfmanschette	hmcová manžeta	pierścień samouszczelniający garnkowy
Tragbolzensatz	sada nosných čepů	komplet trzpieni nośnych
Transporter	dodávkové vozidlo	furgonetka
Triebkopf	pohonná jednotka	główna napędowa
Trommelbremse	bubnová brzda	hamulec bębnowy
TBB (Trommelbremsbacken)	ČBB (čelisti bubnové brzdy)	SHB (szczęki hamulca bębnowego)
Umbau 1-teilig auf 2-teilig	přestavba z 1dílného na 2dílné	przebudowa z 1 - częściowej na 2 - częściową
Unterdruckverstärker	podtlakový posilovač	wspomaganie podciśnieniowe
ursprüngl. verschraubte Beläge	původně našroubovaná obložení	pierwotnie przykręcone okładziny
VA (Vorderachse)	PN (přední náprava)	OP (oś przednia)
VA-Girling-Bremse	brzda Girling PN	hamulec Girlinga osi przedniej
VA-Scheibenbremse	koťoučová brzda PN	hamulec tarczowy osi przedniej
VA-Trommelbremse	bubnová brzda PN	hamulec bębnowy osi przedniej
Ventilblock	ventilový blok	blok zaworów
Ventilblock kpl.	ventilový blok kompl.	blok zaworów kompletny
Verbindungsschrauben	spojovací šrouby	śruby połączeniowe
Verschlusschraube	závěrný šroub	śruby zamykające
Verschraubung	šroubení	połączenie śrubowe
Verschraubung kpl.	šroubení kompl.	połączenie śrubowe kompletne
verstärkte Bremse	zesílená brzda	wzmocniony hamulec
verstärkte Stoßdämpfer	zesílený tlumič nárazů	wzmocnione amortyzatory
verstärktes Fahrwerk	zesílený podvozek	wzmocniony układ jezdny
Verteilerstück wiederverwenden	opět použít díl rozdělovače	ponowne użycie rozdzielacza
V-Motor	V motor	silnik w układzie V
Vorder- und Hinterachse	přední a zadní náprava	oś przednia i tylna
Vorderachse	přední náprava	oś przednia
Vorderachse und 2. Hinterachse	přední náprava a 2. zadní náprava	oś przednia i druga oś tylna
Vordruckventil	ventil zabraňující vniku vzduchu do brzd. okruhu	zawór ciśnienia wstępnego
Vorgänger	předchůdce	poprzednik
Vorgänger / Abschirmkappe	předchůdce / stínící čepička	poprzednik / pokrywa ekranująca
Vorgänger-THz, Einlaß D=xx	předchůdce THV, sání D=xx	poprzednik - PHT, wlot D=xx
Vorspannzylinder	předpinací válec	cylinder naprężenia pierwotnego
WK (Warnkontakt)	VK (výstražný kontakt)	SO (styk ostrzegawczy)
Warnkontakt 1-polig	výstražný kontakt 1pólový	styk ostrzegawczy 1 - biegunowy
Warnkontakt 2-polig	výstražný kontakt 2pólový	styk ostrzegawczy 2 - biegunowy
Warnschalter	výstražný spínač	włącznik ostrzegawczy
WE (Warneinrichtung)	VZ (výstražné zařízení)	UO (urządzenie ostrzegawcze)
WE-Befestigung	přípevnění VZ	mocowanie UO
Wegsensor	dráhový senzor	sensor drogi
weiß	bílý	biały
Zylinderschraube	válcový šroub	śruba cylindra



Δίχαλο πέδησης με 2 πείρους στήριξης	2 tutucu pimli kaliper	制动钳带有2个固定销
Δίχαλα πέδησης με μεγάλα κομβία	dökme pimli kaliperler	制动钳带有铸造轴头
Βίδα δίχαλου πέδησης	kaliper civatası	制动钳螺钉
Δισκόφρενο	diskli fren	盘式制动器
Συμπλέκτης δίσκων	diskli debriyaj	盘式离合器
Βίδα δίσκου	disk civatası	盘式螺钉
Εύκαμπτος σωλήνας	hortum hattı	软管
Βιδωτά στόμια	vidalı rakor	丝堵
μαύρο	siyah	黑色
Πλωτά δίχαλα πέδησης	hareketli kaliperler	浮动制动钳
Έλασμα ταλάντωσης ΔΠ	İS titreşim sacı	平衡板 WE
SCS (σύστημα ελέγχου στοπ)	SCS	SCS停车控制系统
Ξεχωριστό δοχείο	ayrı hazne	单独的容器
Ξεχωριστό τεμάχιο πίεσης/προηγούμενος τύπος	ayrı baskı parçası/önceki	单独的压力件/牵引车
Ξεβρομηχανισμός διεύθυνσης	havali direksiyon	转向助力机构
Σκανδιναβία	İskandinavya	斯堪地维亚
Καθίσματα	koltuk sayısı	座位
Ειδικά οχήματα	özel araçlar	专用车辆
Ειδική κατασκευή	özel üst yapı	特殊结构
Σπορ ανάρτηση	spor yürüyen aksam	运动型底盘
Ίχνος	iz	轮距
Στάνταρ μονάδα πέδησης	standart fren	标准制动器
Στάνταρ δίδυμος κύριος κύλινδρος πέδησης	standard tandam ana merkez silindiri	标准串联式主液缸
Έκδοση ανθεκτική στη σκόνη	toz geçirmez model	除尘型
Σεντάν	limuzin	阶背车尾
Σετ επισκευής T50	T50 onarım seti	T50维修套件
Δίδυμος ρυθμιστής	tandem regülatörü	串联式主液缸调节器
Δίδυμος κύριος κύλινδρος πέδησης με 3 συνδέσεις	3 bağlantılı tandem ana merkez silindiri	带有3个接口的串联式主液缸
Δίδυμος κύριος κύλινδρος πέδησης με κοχλία αναστολής	dayanak civatalı tandem ana merkez silindiri	带有限位螺钉的串联式主液缸
Δίδυμος κύριος κύλινδρος πέδησης	tandem ana merkez silindiri	串联式主液缸
Σετ επισκευής δίδυμου κύριου κυλίνδρου πέδησης	tandem ana merkez silindiri onarım seti	串联式主液缸维修套件
Σετ επισκευής δίδυμου κύριου κυλίνδρου πέδησης (χιτάμιο συναρμολόγησης)	tandem ana merkez silindiri onarım seti (montaj kovani)	串联式主液缸维修套件(安装轴套)
Άξονας Timken	Timken aks	泰姆肯轴
Δισκοειδής μανσέτα	çanak conta	固定鼓涨圈
Σετ πείρων στήριξης	tutucu pim takımı	支承螺栓组件
Μεταφορικό όχημα	transporter	运输车
Κεφαλή κίνησης	tahrik kafası	牵引车
Ταμπουρόφρενο	kampanalı fren	鼓式制动器
ΣΤΠ (σιαγόνες τυμπάνου πέδησης)	KFP (kampanalı fren pabuçları)	TBB(鼓式制动爪)
Μετατροπή 1 τεμαχίου σε 2 τεμάχια	1 parçalıdan 2 parçalıya tadilat	从一体改装为两体
Ενισχυτής υποπίεσης	vakumlu güçlendirici	负压放大器
Αρχ. βιδωνόμενα τακάκια φρένων	orijinal vidalanan balatalar	原有螺丝连接的刹车片
ΜΑ (μπροστινός άξονας)	ÖA (Ön Aks)	前桥
Φρένο ΜΑ Girling	ÖA girling fren	前桥Girling制动器
Δισκόφρενο ΜΑ	ÖA diskli fren	前桥盘式制动器
Ταμπουρόφρενο ΜΑ	ÖA kampanalı fren	前桥鼓式制动器
Συγκρότημα βαλβίδων	valf bloğu	阀块
Συγκρότημα βαλβίδων πλήρες	komple valf bloğu	阀块整体
Κοχλίες σύνδεσης	bağlantı civataları	连接螺丝
Κοχλίας φραγής	kör tapa	封闭螺帽
Κοχλιοσύνδεση	vidalı bağlantı	螺纹连接
Κοχλιοσύνδεση πλήρες	vidalı bağlantı komple	螺纹连接整体
Ενισχυμένα φρένα	güçlendirilmiş fren	增强的制动器
Ενισχυμένα αμορτισέρ	güçlendirilmiş amortisör	增强的减震器
Ενισχυμένο σύστημα ανάρτησης	güçlendirilmiş yürüyen aksam	增强的底盘
Επαναχρησιμοποιήστε το εξάρτημα διανομέα	dağıtıcı parçayı tekrar kullanın	重新利用分配件
Κινητήρας V	V motor	V型发动机
Μπροστινός και πίσω άξονας	ön ve arka aks	前桥和后桥
Μπροστινός άξονας	ön aks	前桥
Μπροστινός άξονας και 2ος πίσω άξονας	ön aks ve 2. arka aks	前桥和第2后桥
Βαλβίδα προπίεσης	ön basınç valfi	预压力阀
Προηγούμενος τύπος	önceki	牵引车
Προηγούμενος τύπος / πτώμα θωράκισης	önceki / deflektör	牵引车 / 屏蔽盖
Προηγούμενος τύπος δίδυμου κύριου κυλίνδρου πέδησης, εισαγωγή D=xx	önceki tandem ana merkez silindiri, giriş Ç=xx	牵引车串联式主液缸, 进口 D=xx
Κύλινδρος προέντασης	ön yüklemeli silindir	预夹紧缸
ΕΠ (επαφή προειδοποίησης)	İK (İkaz Kontaklı)	WK(警示触点)
Επαφή προειδοποίησης 1-πολική	1 kutuplu ikaz kontaklı	1极警示触点
Επαφή προειδοποίησης 2-πολική	2 kutuplu ikaz kontaklı	2极警示触点
Διακόπτης προειδοποίησης	ikaz şalteri	警示开关
ΔΠ (διάταξη προειδοποίησης)	İS (İkaz Sistemi)	WE(警示装置)
Στερέωση ΔΠ	İS tespitleme	警示装置的固定
Αισθητήρας διαδρομής	hareket sensörü	行程传感器
Λευκό	beyaz	白色
Βίδα κυλινδρικής κεφαλής	silindirik civata	圆柱头螺钉

1-Kammer-Druckluftbremse	جيجضللل عنام جاص حول	防音プレート(シングルチャンバ・エアブレーキ)
1-Kolbensattel D=xx	D=xx دحاو سابلقب ةيالف ةيلا	1ピストンキャリパ D=xx
2-Kolbensattel D=xx	D=xx ناسابلقبا ةچوزم ةيالف ةيلا	2ピストンキャリパ D=xx
4-Kolbensattel	ناسابلقبا ةيغابر ةيالف ةيلا	4ピストンキャリパ
1-Kreis-Bremse	قدحاو ةيبرك ةريئانب ؤلحرف	1サイクルブレーキ
2-Kreis-Bremse	نيتيبرك نيتريئانب ؤلحرف	2サイクルブレーキ
1-Kreis-Sättel	ةيبرك ةريئانب ةيالف ةيلا	1サイクルキャリパ
2-Kreis-Sättel	نيتيبرك نيتريئانب ةيالف ةيلا	2サイクルキャリパ
1. Hinterachse	لوالا يفلخا لروحها	1番目のリアシャフト
1. und 2. Hinterachse	يئاثلوا لوالا يفلخا لروحها	1番目と2番目のリアシャフト
4-Loch-Bremsscheibe	بوقثلا يغالبر يلحرف صرق	4穴ブレーキディスク
6-Loch-Bremsscheibe	بوقثلا يسانس يلحرف صرق	6穴ブレーキディスク
3-Loch-Felge	ناتحتف نثالثب طنح	3穴ホイール
4-Loch-Felge	ناتحتف عجرأب طنح	4穴ホイール
5-Loch-Felge	ناتحتف سمخب طنح	5穴ホイール
6kt-Schraube	عطقها ةيسانس ساراب رامسم	6角ネジ
6kt-Schraube (innen)	(لخال نيم) عطقها ةيسانس ساراب رامسم	6角ネジ(内側)
6"-Tandem	تصوب 6 ساقم ةيفدارت ةناوطلا	6面タンDEM
8"-Tandem mit Gabelkopf	يفرط نرقمب قوزم تصوب 8 ساقم ةيفدارت ةناوطلا	ヨーク付8面タンDEM
8"-Tandem ohne Gabelkopf	يفرط نرقمب قوزم ريغ تصوب 8 ساقم ةيفدارت ةناوطلا	ヨークなし8面タンDEM
ABS	ABS, قال غزالل عن املما لمارفلا ماظن	ABS(アンチロックブレーキシステム)
ABS-Dichtungssatz	ABS, قال غزالل عن املما لمارفلا ماظن ل ماقاط	ABSガスケットキット
Achtung: Kolbenstellung ändern !	سابلقبا ةيغوضو ليذعتب مق :هيبنت	注意:ピストンポジション変更!
Adapter für Bördel E	E عوزلا نيم ةزرخل ةييام	ビードタイプE用アダプター
alle Typen	عوانالا عجم	全タイプ
Alu-Pumpe	مويجولالا نيم ةخضم	アルミポンプ
Alu-Sättel	مويجولالا نيم ةيالف ةيلا	アルミキャリパ
am Bremssattel	ؤلحرفلل ةيالف ةيلا	ブレーキキャリパ上に
am Hauptzylinder	ةيسايئرلا ةناوطلا	マスターシリンダー上に
A-Motor	A ةئييه ةلحرف	Aエンジン
Anschlagschraube oben	ةلحرف قوز رامسم	ストップネジ、上側
Anschluß/Anschlüsse	نثالصو/نوصو	接続/コネクション
Anti-Noise-Blech	جيجضللل عنام جاص حول	防音プレート
ASC (Automatische Stabilitäts Control)	(نازئالا يفي ليقيتامتوئالا لكحتلا ماظن) ASC ماظن	ASC(アクティブスタビリティコントロール)
ASR (Antriebschlupfregelsystem)	(رچلا ةرقق يفي لكحتلا ماظن) ASR, ماظن	ASR(トラクションコントロールシステム)
ATE nur über VAG erhältlich	VAG نظرو لالغ نيم ATE ليقيتامتوئالا صرخلما ةريجت ةلحرف لوصرخلما نلعي ل	ATEはVAGを通じてのみ入手可能
auf Typenschild	(نوصرلما) فيرعتلا ةحول ةلحرف	車種認識プレート上
aufgeschraubt	لثوكلقم	ネジ止め
Auslaß seitlich links	عرسها ةهلجا ةلحرف يبناج جورخ نفنم	左側面の出口
Auslaß seitlich rechts	ينميلا ةهلجا ةلحرف يبناج جورخ نفنم	右側面の出口
außen	چراخلا نيم	外側
automatische Nachstellung	ييتاموتوا لكشرب ةئييهتو طبض قدحا	自動調節 (アジャストメント)
Behälter	نازخ ءءاءو ءئيواح	容器 (タンク)
Behälter Doppel-WE	ريذجت يتيذيتجيب دوزم نازخ	ダブルウォーニングデバイス付容器 (タンク)
Behälterbefestigung	نازخا تيبثت	容器 (タンク) 固定
Behälterstopfen	نازخا قلدس	容器 (タンク) プラグ
Behälterverschraubung	ريماسبب نازخا تيبثت	容器 (タンク) ネジ式キャップ
Behörde	قطلسب ؤلوخم ءهج ءئييه	省庁、オーソリティーカー
Beläge	لمارفلا ليت	ブレーキパッド
belüftete Scheiben	لوم صارقا	換気付ディスク
Betätigungseinheit	ليغثيت قدح	アクチュエーターユニット
blau	قرزا	青色
Bodenventil	عاقلا امامص	残留圧センターバルブ
Bodenventile tauschen	عاقلا تامامص ليذبت	残留圧センターバルブ交換
Bördel x	x قزرد ءقزرخ	フレアタイプx
braun	رچسأ - يذب	茶色
breite Ausführung	ضيرع ميمصت	ワイドデザイン (ワイドバージョン)
Bremse	ؤلحرف	ブレーキ
Bremsgerät	لمارفلا زيذجت قدح	ブースターユニット
Bremskraftregler	ةيلحرفلا قوقلا مظنم	ブレーキ圧調節器
Bremsleitungen erneuern !	ةيلحرفلا نثالصولا ديذجت	ブレーキ管刷新!
Bremslichtschalter	لمارفلا عوض خاتغم	ブレーキランプスイッチ
Brems Scheiben	لمارفلا صارقا	ブレーキディスク
Bremsschlauch beachten !	لمارفلا موطرخل مبعنا	ブレーキチューブに注意!
Buchse + Ausgleichbügel	قداغم قوسنلقق + قبلج	ジャック+バランスクリップ
Bus	ؤلفاح	バス
Bypassregler	رورملا نفنم مظنم	バイパス調節器
Citroen-Bremse	نيورتس ؤلحرف	シトロエンブレーキ
D (Durchmesser) =	D (رطق) =	D (直径) =
Dichtring	مكحج ؤلحرف	密閉リング
Dichtung	مكحج ةيشح ءءاوج	密閉 (シーリング)
Dichtungssatz	مكحج ماقاط	ガスケットキット
Differentialsperre	يلىضاقت لفق	デフエルンシャルロック
Differenzdruckschalter	يلىضاقتلا طمخوللا خاتغم	デフエルンシャル圧スイッチ
Differenzdruckventil	يلىضاقتلا طمخوللا امامص	デフエルンシャル圧バルブ
diverse Typen	ةعونتم نازارط	様々な種類 (タイプ)
Doppelbereifung	ةچوزم نازارط	ツインタイヤ



Doppelkabine	تجوديزم قروصقم ،تقريبك	ダブルキャブ
Druckbegrenzungsventil	طغضنلا مي جحت ماص	圧力制限バルブ
Druckbolzen	تيطاغضنلا (روباخ) ترامغ	タペット
Druckbolzen (kurz)	(تريصق) تيطاغضنلا (روباخ) ترامغ	タペット (ショート)
Druckbolzen (lang)	(تلويوط) تيطاغضنلا (روباخ) ترامغ	タペット (ロング)
Druckluftbremse	طوغضنلا ءاوطاب لمعت تلصرف	エアブレーキ
Druckluftleitung	طوغضنلا ءاوطاب تلصرو	圧縮エア管
Druckluftunterstützung	طوغضنلا ءاوطاب تلماغلا لطرغللا مي جعت	エアブレーキアシスト
Druckluftverstärker	طوغضنلا ءاوطاب تلماغلا لطرغللا ززع	エアブレーキブースター
Druck-Warnschalter	طغضنلا ب صراخ ريذحت حاتفم	圧力警告スイッチ
DS-Regler	DS, مطنم	DSバルブ
EDS	(يلصافنلا لغؤلأ يف يزورتنكلاإ لكحتلا ماظن) EDS, ماظن	EDS (電子式ディフェレンシャルロック)
EDS-Ventilblock	EDS, ماظن تامامص ةعومجم	EDSバルブブロック
EG-Vorschrift	تيدوروالا ةعومجلا تاميلعت ةحئال	EGヨーロッパ共同体規則
Einbau hinter der Achse	روحنلا فلخ بيكفرتلا	シャフト後部への設置
Einbau vor der Achse	روحنلا مامأ بيكفرتلا	シャフト前部への設置
Einbausatz	بيكفرت مفاط	インストールキット
Einfachbereifung	درفم راطا	一重タイヤ
Einknöpffmaß xx mm	م xx (تلصرولا) طبرلا ةعطق (سايقم) دعب	ボタンイン寸法xxmm
Einlaß D=xx mm	م D=xx لوخد نفنم	吸入直径 =xxmm
Einlaß mit Gummistopfen	تيطاطم تدامسب دوزم لوخد نفنم	ゴムプラグ付吸気部
Einschraubregler	طبرلا فوق مطنم	ネジ式調節バルブ
elektr. Vergaser	يبرك نبركفم	電子式キャリブレーター
Entlüfteranschluß	(سيفنت) تيوت تلصرو	排気コネクタ
Entlüfterventil	(سيفنت) تيوت ماص	排気バルブ
erhöhte Zuladung	دئاز ليمحت بن حش	高くなったペイロード (負荷)
Ersatz für Sättel D=xx	D=xx تيفنلا تايلا ليديت	キャリバーD=xxの代用パーツ
ETS	راسنلا يف يزورتنكلاإ لكحتلا ماظن	ETS (電子式トラクションコントロールシステム)
Europa	ايوروا	ヨーロッパ
Export	ريدصت	輸出
Fahrschule	تداقلا مي لعت ندرم	自動車学校
Faltenbalsatz	بيبرستلل عنام خيفانم مفاط	シールセット
Faustsättel	فضباق تيفن تايلا	げんこつ型キャピラ
Fenster	تفنن	窓
Festsättel	تفتا تيفن تايلا	固定式キャピラ
Flanschdicke x mm	م x عوتنلا فرط كفس	フランジ厚xmm
Flanschmaß = xx,x	xx,x = عوتنلا فرط داغبا	フランジ寸法=xxx
Fuller-Getriebe	رللوف سورت قونص	フルー式ギアボックス
für Belagsätze ohne Zubehör	تيليفت تاقلم زوب لمارفلا لييتب صراخ	付属品のないブレーキパッド用
für Bremssättel/Vorgänger	قباسنلا المارفلل تيفنلا تايلا اب صراخ	ブレーキキャピラ / 従前モデル用
für Doppelmembran-Gerät	تقورلا تيشغالا تيفنلا زيزعتلا تدحوب صراخ	2重皮膜ブースター用
Gabelkopfsatz	تيفرظ نراقم ةعومجم	ヨークキット
Gehäuse L=	L= قبل ع ،تيفيم	ハウジングL=
gelb	رفصا	黄色
gepanzerte Fahrzeuge	ةعردم تابكفم	防弾武装車両
Getriebe	سورت قونص	ギアボックス
Getriebe-Nr.	سورتلا قونص مقر	ギアボックス番号
GG-Pumpe	بصللا ديدخل نم ةعونصم ةخضم	鋳鉄ポンプ
GG-Sättel	بصللا ديدخل نم ةعونصم تيفن تايلا	鋳鉄キャピラ
GG-THz/Vorgänger	قباسنلا بصللا ديدخل نم ةعونصم تيفنلا تايلا قنواطسأ	鋳鉄THz(タンデムマスターシリンダー) / 従前モデル
Golf-Staaten	جيلنلا لود	湾岸諸国
Gz mit senkrechtem Flansch	يدومع فرطب تدموم فضباق قنواطسأ	垂直フランジ付クラッチシリンダー
Gz (Geberzylinder)	فضباق قنواطسأ	Gzクラッチシリンダー
Gz-Reparatursatz	فضباق قنواطسأ حالصرا مفاط	Gzクラッチシリンダー修理キット
HA (Hinterachse)	يفلخلا روحنلا	HA(リアシャフト)
Haltefeder	تيفبنت ضبان	固定用スプリング
Halter	تيفبنت وضع	アンカー
Haltersatz	تيفبنت مفاط	アンカーセット
Halterschraube	تيفبنت رامس	アンカーネジ
Handbremsbetätigung	تيدويلا لطرغللا ليغشت	サイドブレーキ稼動
Handbremshebel	تيدويلا لطرغللا عازد	サイドブレーキレバー
HA-Scheibenbremse	يفلخلا روحنلا تيفرظ قنواطسأ	リアシャフトディスクブレーキ
HA-Trommelbremse	يفلخلا روحنلا تيفنواطسأ قنواطسأ	リアシャフトドラムブレーキ
Hebel	ةعفار ،عازد	レバー
Hochdach	لا ع فقس	ハイルーフ
Hohlschraube	فوجم ببلول ،رامس	空洞ネジ
Hosei-Bremse	ياسروه قنواطسأ	豊生ブレーキ
Hub	راوشم ،طوش	ストローク
Hülzensatz	بلج مفاط	スリーブキット
Hydraulikspeicher	تيلوردي تيزاخ	油圧アキュムレーター (蓄圧器)
Hydraulikverstärker	يلوردي ززع	油圧ブースター
Hydraulikzylinder	تيلوردي قنواطسأ	油圧シリンダー
Hydr. Steuereinheit	تيلوردي مكحت تدح	油圧制御ユニット
Hz (Hauptzylinder)	تيفن يوزلا قنواطسأ	Hz(マスターシリンダー)
Hz-Reparatursatz	تيفن يوزلا قنواطسأ حالصرا مفاط	マスターシリンダー修理キット
im Fahrerhaus	قئاسنلا قروصقم يف	キャブ内
im Motorraum	لقرنلا زيح يف	エンジンルーム



innen	لداخل نم	内側
Innengewinde	يلخاد ببلول	内側スレッド
Kastenwagen	قويونص قبكفرم	ワンボックスカー
Katalysator	يزفح لوحم	触媒
Kennzeichen: xx	تريهم قفال ع: XX	車番: xx
Kerbe am Flansch	(طقن الغلدا) قفشلما يل ع قفلث	フランジ上のノッチ
Klasse	قبكفرم -تجر د	等級
Kleinbus	ري غصن سن يبوشتوا. صاب ينيم	ミニバス
Klimaanlage	ءاوه فيكفم	エアコン
Kolbenstange D=	D= سابلقل عارذ	ピストンロッド径 D=
Kolbenstange L=	L= سابلقل عارذ	ピストンロッド長 L=
Kombiwagen	(يبيموك) رافسا قرايس	ステーションワゴン
Kompakt THZ	ةجدم قيفدارت قيس يئر قن او طسا	コンパクトタンデムマスターシリンダー
Krankenwagen	فاعسا قبكفرم	救急車
Kupplung	ضباقلما	クラッチ
Kupplungsabgang	ضباقلما قلعصو جرخم	クラッチ接続用出力ポート
Kupplungsverstärker	ضباقلما م عجم	クラッチブースター
kurzer Radstand	قري صرق تال ج ع قذعاق	短いホイールベース
kurzes Bremsgerät	قري غصن لم ارف زيزعت قذحو	短いブレーキブースター
L (Länge) =	L (لوطل) =	L(長さ) =
langer Radstand	قلي يوط تال ج ع قذعاق	長いホイールベース
Leckageanzeige	بير سن ثلا نايب ينيم	漏えいインジケーター
lieferbar	مديروت نكفم ، حاتم	納品可能
links oben und rechts unten	لفسا ا ولدا نيم يلا قهجو ولدا راس يلا قهج	左上と右下
links vor und rechts hinter der Achse	روحلما لفسا ان يميو مام ا راس ي	シャフトの左前部と右後部
Linkslenker	يراس ي مي جوت	左ハンドル
Luftfederung	يئاوه قويل عت	エアスプリング
luftgekühlt	ايئاوه دربم	空冷式
M8-Führungsbolzen	M8, يليلد روباخ	M8ガイドピン
MA-Getriebe	سوروت قوندنص	MAギアボックス
mit 1 Haltestift	قنز روباخ ب نوزم	固定ピン1本で
mit 2 Haltestiften	قنز يروباخ ب نوزم	固定ピン2本で
mit Alufelgen	موي نوملأ طون جب نوزم	アルミホイール付
mit angegossenem Behälter	بص ناز جب نوزم	キャストオンタンク付
mit geregeltm Katalysator	موكجم يزافح لوحم جب نوزم	制御式触媒付
mit Laschen	(فسارطا) يشاوح ب نوزم	ストラップ付
mit Leichtmetallrädern	في فسخ نذم نم ةجون صرم تال ج ع ب نوزم	軽金属ホイール付
MKII-Aggregat kpl.	قلم الكلا MKII قذحو	MKIIユニット 全体
Mod. (Modell)	لي دوم	モデル(年式)
Motor	لجرحم	エンジン
Motor-Nr.	لجرحلما مقدر	エンジン番号
Motor-Pumpen-Aggregat	لجرحلما ةضمم قذحو	エンジンポンプユニット
Multi-Link-Achse	تال صرولأ دذعتم روحم	マルチリンクシャフト
m.Z. (mit Zubehör)	ةليل مكفمت تفاق جل بب نوزم	m.Z.(付属品付)
Nachstellteile-Satz	قويئاوملأ وطبضلما ءاز ج ا مقاط	アジャスターパーツセット
ND-Schlauch	ND, ضرفن جل طغضلما مو طرخ	ND低圧チューブ(ホース)
Nebenabtrieb	ي جراح عفد	パワーテイクオフ
Niveauregulierung	قويل عتلا يوتسرم يف مك حثلا ماظن	サスペンションレベルコントロール
Nz (Nehmerzylinder)	ةجبات قن او طسا	Nz(スレイブシリンダー)
Nz-Reparatursatz	ةجباتلما قن او طسا ال ا حال صرا مقاط	スレイブシリンダー修理キット
ohne Alufelgen	موي نوملأ طون ج نوب	アルミホイールなし
ohne geregelten Katalysator	موكجم يزفح لوحم نوب	制御式触媒なし
ohne Laschen	(فسارطا) يشاوح نوب	ストラップなし
ohne Leichtmetallräder	في فسخ نذم نم ةجون صرم تال ج ع نوب	軽金属ホイールなし
O-Ring	O قوييه يل ع ققل ح	Oリング
Pedal Feststeller	قساودلما تتببتم	ロックが可能なペダル
Polizei	قطرشلا	警察
Rad	قل ج ع	車輪
Radsensor	قل ج ع ل س اس ح	ホイールセンサー
Radstand xxxx mm	مم xxxx تال ج ع ل قذعاق	ホイールベースxxxxmm
rechts oben und links unten	لفسا ا ولدا راس يلا قهجو ولدا نيم يلا قهج	右上と左下
Rechtslenker	ينيم ي مي جوت	右ハンドル
Regler	مظنم	レギュレーター
Reihenmotor	مي قوتسرم لجرم	直列型エンジン Rエンジン
Reisebus/Hochdecker	ةجنترم بلكر قروص قجب تال حر قلفاح	旅行用バス/ハイルーフ型
Reparatursatz	حال صرا مقاط	修理キット
Ringstutzen-Satz	قوي قل ح تاما ع ةجوم جم	リング型ニッパルセット
Rohrleitung	يبيوبنأ طح	パイプライン
rot	رم ح ا	赤色
roter Sattel	ءارم ة قيكف ةيلأ	レッド キャピラ
Rückschlagventil	ي ع ج ر ال ءاوه مامص	逆行防止バルブ
Rückstellwellen-Satz	طبضلما قذعاق قذم ع ا ةجوم جم	リセットシャフトセット
Rz (Radzylinder)	قل ج ع ل قن او طسا	Rz(ホイールシリンダー)
Rz-Dichtungssatz	قل ج ع ل قن او طسا م الك ح ا مقاط	ホイールシリンダー密閉キット
Rz-Reparatursatz	قل ج ع ل قن او طسا حال صرا مقاط	ホイールシリンダー修理キット
Salisbury-Achse	يروبس ي ل اس روحم	ソールズベリー型シャフト
Sattel mit 1 Haltestift	قنز وباخ ب قذوم قيكف ةيلأ	固定ピン1つのキャピラ



Sattel mit 2 Haltestiften	قنز يروباخب كتوزم فيكف فيلا	固定ピン2つのキャピラ
Sättel mit Gussnoppen	بصلما ديدجلا نم فيكف تاظلق عت اب فيكف تايلأ	鑄造ナット付キャリパー
Sattelschraube	فيكفلا فيلالا رامبرم	キャリパーネジ
Scheibenbremse	فيصرق ظمرف	ディスクブレーキ
Scheibenkupplung	يصررق ضرباق	ディスククラッチ
Scheibenschraube	صردقلا رامبرم	ディスクネジ
Schlauchleitung	(فيوطرخ) فيطخ تالصر	ホース(チューブ)配管
Schraubstützen	فييلول تامامع	ネジネック(スクリューネック)
schwarz	دوسا	黒色
Schwimmsättel	قمياع فيكف تايلأ	フローティング キャリパー
Schwingblech WE	حجر اتم حولب ريذحت فيهجت	シートメタル型警告デバイス
SCS	(فقوشلا يف مكحتلا ماطن) SCS ماطن	SCS(ストップコントロールシステム)
separater Behälter	لصرفنم نازخ	セパレータータンク
separates Druckstück/Vorgänger	قباسلا الصرفنم يطاغضنا وضع	セパレーター圧カピース/従前モデル
Servolenkung	دهيچوتلا فز زانم فيلا	パワーステアリング
Skandinavien	ايفنين الفسلا	スカンジナビア
Sitzplätze	سولج نكاما	座席 シート
Sonderfahrzeuge	قصاخ تافصلا وحب تابلكرم	特別車
Spezialaufbau	صاخ لكفيه	特別車体
Sportfahrwerk	فيضاير فيل عت عومجم	スポーツ仕様サスペンション
Spur	رامبرم	軌跡
Standard-Bremsgerät	فيساير فيل لمارف زيذعت قدح	標準ブースターユニット
Standard-THz	فيه ايم فيفدارت فيس فير قن اوطسأ	標準タンデムマスターシリンダー
staubfeste Ausführung	رابغلا مكارشل قواقم ميمصرت	埃に強い仕様
Stufenheck	(نانيس) عتتم قوننص اب فترايس قرحوم	セダン(サルーン)
T50-Reparaturatz	T50 حالصا مقاط	T50修理キット
Tandemregler	يفدارت مظنم	タンデム比率調節バルブ
THz mit 3 Anschlüssen	تالصرو ثالثب فيفدارت فيس فير قن اوطسأ	コネクターが3つあるタンデムマスターシリンダー
THz mit Anschlagsschraube	قنز رامبرم كتوزم فيفدارت فيس فير قن اوطسأ	ストップネジが付いたタンデムマスターシリンダー
THz (Tandemhauptzylinder)	يفدارت فيس فير قن اوطسأ	タンデムマスターシリンダー
THz-Reparaturatz	فيفدارتلا فيس فير قن اوطسأ ل حالصا مقاط	タンデムマスターシリンダー修理キット
THz-RS (Montagehülse)	(بيلفرت فسلج) فيفدارتلا فيس فير قن اوطسأ ل حالصا مقاط	タンデムマスターシリンダー修理キット(組み立てスリーブ)
Timken-Achse	نكفميت روح	ティムケン社シャフト
Topfmanschette	فيئاغو بييرست عخانم	ボットシール
Tragbolzensatz	قمعاد (ريماسم) ريباوخ عومجم	補助ボルトセット
Transporter	لاقن وضع	輸送車
Triebkopf	(لي فختلا) فختلا سار	ドライブヘッド
Trommelbremse	فين اوطسأ ظمرف	ドラムブレーキ
TBB (Trommelbremsbacken)	فين اوطسأ لمارفلا (فيذجا) تاموقل	TBB(ドラムブレーキパッド)
Umbau 1-teilig auf 2-teilig	نيت عطق ودا عطق نم لكفيه قداغ!	1部ものを2部ものへ改造
Unterdruckverstärker	غويرفتلا طغض ززع	負圧(真空)ブースター
ursprüngl. verschraubte Beläge	ريماسم تبستم يلوأ لريت	もとはねじ止めされていたパッド
VA (Vorderachse)	يما مال روحملا	VA(フロントシャフト)
VA-Girling-Bremse	يما مال روحملا جنيلديج ظمرف	フロントシャフト・ガーリングブレーキ
VA-Scheibenbremse	يما مال روحملا فيصرق ظمرف	フロントシャフトディスクブレーキ
VA-Trommelbremse	يما مال روحملا فين اوطسأ ظمرف	フロントシャフトドラムブレーキ
Ventilblock	تامامص عومجم	バルブブロック
Ventilblock kpl.	ظمك تامامص عومجم	バルブブロック 全体
Verbindungsschrauben	ظبير ريماسم	接続ネジ
Verschlußschraube	فييلول قناس	密閉ネジ (スクリュープラグ)
Verschraubung	رامبرملا ظبير ماكح!	ネジ止め (スクリューフィッティング)
Verschraubung kpl.	رامبرملا ظبير ماتلا ماكحال	ネジ止め 全部
verstärkte Bremse	قمعجم لمارف	強化ブレーキ
verstärkte Stoßdämpfer	قمعجم تاممص صام	強化ショックアブソーバー(強化ダンパー)
verstärktes Fahrwerk	قمعجم فيل عت عومجم	強化サスペンション
Verteilerstück wiederverwenden	عزوملا عطقلا مادختسا قداغ!	ディストリビューターパーツの再利用
V-Motor	V فيه يدع لكرجم	V字型エンジン
Vorder- und Hinterachse	يفل خلاو يما مال نيرومملا	フロント&リアシャフト
Vorderachse	يما مال روحملا	フロントシャフト
Vorderachse und 2. Hinterachse	يناشلا يفل خلاو روحملاو يما مال روحملا	フロントシャフトと2番目のリアシャフト
Vordruckventil	ضراقل طغضلا مامص	残留圧バルブ
Vorgänger	قباسلا	従前モデル
Vorgänger / Abschirmkappe	(فجاج) فجاج قوسنلق / قباسلا	従前モデル/シールドキャップ
Vorgänger-THz, Einlaß D=xx	D=xx لوخد ففمنم (فيلاو اماطل) مقبطل فيفدارتلا فيس فير قن اوطسأ	従前モデル-タンデムマスターシリンダー、吸気部径D=xx
Vorspannzylinder	يلوالا نحتلا قن اوطسأ	事前負荷をかけられたシリンダー(プリロードシリンダー)
WK (Warnkontakt)	لكانتلا نم ريذحتلا رشوم	WK(ウェアインジケーター)
Warnkontakt 1-polig	دحاو فرطب ريذحت رشوم	ウェアインジケーター 1相
Warnkontakt 2-polig	فارطالا يئاقت ريذحت رشوم	ウェアインジケーター 2相
Warnschalter	ريذحتلا حاتفم	警告スイッチ
WE (Warneinrichtung)	ريذحتلا فيهجت	WE(警告デバイス)
WE-Befestigung	ريذحتلا فيهجت تببخت	WE(警告デバイス)固定
Wegsensor	تافاسملا سايق ساسح	トラベルセンサー
weiß	ضيبا	白色
Zylinderschraube	قن اوطسأ ل رامبرم	シリンダーネジ





A large rectangular area containing 30 horizontal lines, intended for writing or drawing.





- Ⓓ So benutzen Sie den K23-F
- ⒺⓃ How to use the K23-F
- ⒻⓇ Utilisation du catalogue K23-F
- ⒼⓉ Come consultare il catalogo K23-F
- ⒺⓈ Use así el K23-F
- ⒼⓃ Zo gebruikt u de K23-F
- ⒹⓂ Sådan anvendes K23-F
- ⒺⓈⓂ Så använder du K23-F
- ⒼⓂ How to use the K23-F
- ⒼⓉ Como utilizar o K23-F
- ⒼⓇ How to use the K23-F
- ⒼⓇ Как пользоваться каталогом K23-F
- ⒼⓂ Jak používat K23-F
- ⒼⓃ Tak należy korzystać z K23-F
- ⒺⓃ Έτσι χρησιμοποιείτε τον K23-F
- ⒼⓇ K23-F'i Broşürünü Nasıl Kullanacaksınız
- ⒼⓂ 这样使用 K23-F
- ⒼⓂ カタログNo.23-Fのご利用法
- ⒼⓇ K23-F طريقة استعمال الكاتالوج

How to use the K23-F

Product groups	Type of vehicle	Installation period (from/to)		ATE number	Remark (spare part)							
Front/rear axle	Chassis number	Remark (car)		Short number	Definition							
AUDI A4 CABRIO (02-)												
	1,8 T 1,8 T Quattro 2,0 2,0 TFSI	◀ 120 ◀ 120 ◀ 96 ◀ 120	8E-55-999999 8E-55-400001	04.02 05.03 05.04	08.06 08.06 08.06	PR: 1LB,1LE PR: 1LB,1LE PR: 1LB,1LE PR: 1LB,1LE	24.0113-0178.1 24.0313-0178.1	413178 513178		+ ESP + ESP	256 12,9 11,0 256 12,9 11,0 PD	ATE ATE
*		**					***				****	

*Product groups



Disc brake pads
ATE Ceramic



Drum brake shoes



Brake disc
ATE PowerDisc



Brake drum



Wheel sensor



ATE Original Kit
ATE Original TopKit



Drum brake shoes
for parking brake

**Hand drive

- ◀ Left hand drive
- ▶ Right hand drive

***Manufacturer

ADV	Advics
ATE	Continental Teves (ATE)
AKE	Akebono
AIS	Aisin
AP	AP Lockheed
BDX	Bendix
BOS	Bosch
BRE	Brembo
CIT	Citroën
DEL	Delco
FI	Fiat
FTE	FTE Automotive
LUC	Lucas (TRW)
MAN	Mando
NIS	Nissin
PER	Perrot
SUM	Sumitomo
TOK	Tokico
VW	Volkswagen

***Installation Position

- ⬆ front
- ⬇ rear
- ⬅ left
- ➡ right
- ⬆⬅ upper left
- ⬇⬅ lower left
- ⬆➡ upper right
- ⬇➡ lower right
- ⬆ center
- ⬆ top
- ⬇ bottom
- ⬆⬅ front axle
- ⬆⬅ front left
- ⬆➡ front right
- ⬇ rear axle
- ⬇ rear left
- ⬇ rear right






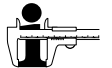






All position details are based on vehicle facing forwards.

Abbreviations

-	Without / not	HEB	Lever	WE	Warning device	Convertible
+	With / only / for	HZ	Master cylinder	WK	Wear indicator	Bus
AUT	Automatic adjustment	L	Alloyed / highly carburized	Zub	Accessories	Van / Panel van
B	Coated	L=	Length			Fastback / Hatchback
BG	Brake force limiter	Nz	Slave cylinder	2-door		Pickup/Chassis Platform truck/ chassis
BR	Brake pressure regulator	PD	PowerDisc	3-door		Series
BRE	Screw-in regulator	Rz	Wheel cylinder	4-door		DKW master class/special class/ universal
BRES	Screw-in regulator set	RzR	Wheel cylinder with built-in corrector	5-door		FAUN powered cart (Kraka)
BRL	Brake pressure regulator, load sensitive	S	Fixing screw / caliper screw	Saloon / Sedan		Transporter / Van
D=	Diameter	THz	Tandem master cylinder	Estate / Station wagon		
Gz	Clutch cylinder	V	Ventilated	Coupe		



Parts information

		SHORT NUMBER				SHORT NUMBER	
	13.0460-xxxx.x → 13.0470-xxxx.2 → 13.0460-0xxx.2 → 24.8190-xxxx.2 →	60xxxx LDxxxx 610xxx 62xxxx	Disc brake pad ATE Ceramic Installation kit Wear indicator		24.02dd-dxxx.x →	48nnnn	Brake drums (e.g. 24.0223-0: Ø=230)
	20034 15,0 + WE WK S Zub		WVA no. / thickness For further WVA no's. see appendix Warning device With wear indicator With caliper screw With accessoires		230/231×47		Diameter / max. diameter x depth
	24.01dd-xxxx.x → 24.03dd-xxxx.x →	4ddxxx 5ddxxx	Brake disc ATE PowerDisc dd = thickness (e.g. 24.0322- : thickness = 22)		03.0137-0xxx.2 → 03.0137-9xxx.2 →	650xxx 66	Parking brake (drum brake shoes) Installation kit
	284 22 20 V L PD B V L S PD		Diameter / thickness / minimum thickness Coated Ventilated Alloyed / highly carburized Fixing screw ATE PowerDisc		185×31 AUT Heb Zub		Diameter x width With automatic adjustment With lever With accessories
<p>Brake pads have homologation by German Federal Road Safety Department (ABE), or homologation according to regulation ECE-R 90 i.e. the brake pads are from the same production and subject to the same quality assurance procedures as the pad provided by the vehicle manufacturer.</p>					03.0420-xxdd.3 → 03.0520-xxdd.3 →	68xxdd 69xxdd	ATE original Kit ATE original TopKit (wheel cylinder + drum brake shoes + installation kit) dd = nominal dimension wheel cylinder
<p>A PowerDisc can be used on the rear axle only if there is one on the front axle. The General Operating Permit (ABE) for the PowerDisc applies to operation on German roads in accordance with the German Road Traffic Registration Ordinance (StVZO). Other countries may require additional type approvals for use on roads.</p>					24.07xx-xxxx.x →	36nnnn	Wheel sensor
<p>nnnn = The last four digits correspond to a running number.</p>							
<p>dd = Nominal dimension</p>							
<p>Complete copies or extracts of this catalog only by permission. Damage claims on the basis of data in this catalog cannot be recognized. The right of modification in construction or design is reserved. As far as we refer in our documents to part numbers of the vehicle makers, this is for comparison purposes only. The use of such information on invoices to the vehicle owner is not admissible.</p>							
<p>The multitude of car models and spare parts from numerous vehicle manufacturers do not always allow an exact allocation. Therefore please pay attention to the corresponding remarks and spare part descriptions.</p>							

Utilisation du catalogue K23-F

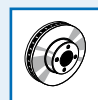
Groupes de produit		Type de véhicule		Date de montage (du/au)		Référence ATE		Remarque (référence)		
Essieu avant/arrière		No. de châssis (du/au)		Remarque (véhicule)		Référence Courte		Indication		
kW										
AUDI A4 CABRIO (02-)										
	1,8 T 1,8 T Quattro 2,0 2,0 TFSI	◀ 120 ◀ 120 ◀ 96 ◀ 120	8E-55-999999	04.02 05.03 05.04	08.06 08.06 08.06	PR: 1LB,1LE PR: 1LB,1LE PR: 1LB,1LE	24.0113-0178.1 24.0313-0178.1	413178 513178	+ ESP + ESP	256 12,9 11,0 ATE 256 12,9 11,0 PD ATE
*		**						***	****	

*Groupes de produit

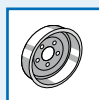


Plaquette de frein
ATE Ceramic

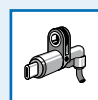
Mâchoires de frein à tambour



Disque de frein
ATE PowerDisc



Tambour de frein



Capteur ABS



Kit d'origine ATE
TopKit d'origine ATE



Mâchoires de frein à tambour pour frein à main

**Direction

- ◀ Conduite à gauche
- ▶ Conduite à droite

****Fabricant

ADV	Advics
ATE	Continental Teves (ATE)
AKE	Akebono
AIS	Aisin
AP	AP Lockheed
BDX	Bendix
BOS	Bosch
BRE	Brembo
CIT	Citroën
DEL	Delco
FI	Fiat
FTE	FTE Automotive
LUC	Lucas (TRW)
MAN	Mando
NIS	Nissin
PER	Perrot
SUM	Sumitomo
TOK	Tokico
VW	Volkswagen

***Positionnement






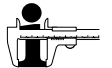






- ⬆ avant
- ⬇ arrière
- ◀ gauche
- ▶ droite
- ◀▶ avant gauche
- ◀▶ arrière gauche
- ◀▶ avant droite
- ◀▶ arrière droite
- milieu
- ⬆ en haut
- ⬇ en bas
- essieu avant
- ◀▶■ essieu avant gauche
- ◀▶■ essieu avant droite
- essieu arrière
- ◀▶■ essieu arrière gauche
- ◀▶■ essieu arrière droite

Toutes positions vues en position de conduite

Abréviations

-	Sauf / sans	HEB	Levier	WE	Dispositif d'avertissement	Coupé
+	Avec / seulement / pour	Hz	Maître cylindre	WK	Témoin d'usure	Décapotable
AUT	Ajustage Automatique	L	Allié / carbonisé	Zub	Accessoires	Autobus/car
B	Revêtu	L =	Longueur			Fourgon
BG	Limiteur de freinage	Nz	Récepteur d'embrayage			Arrière profilé
BR	Correcteur de freinage	PD	PowerDisc			Camion-plateau/Châssis
BRE	Correcteur à visser	Rz	Cylindre de roue	2 portes		Série
BRES	Jeu de correcteur à visser	RzR	Cylindre de roue avec correcteur intégré	3 portes		DKW Classe supérieure/Classe spéciale/Universel
BRL	Correcteur de freinage asservi à la charge	S	Vis d'étrier / vis de fixation	4 portes		FAUN Chariot motorisé (Kraka)
D =	Diamètre	THz	Maître cylindre tandem	5 portes		Camionnette
Gz	Emetteur 'embrayage	V	Ventilé	Berline		
				Break		

Explications des références

		RÉF. COURTE				RÉF. COURTE	
	13.0460-xxxx.2 → 13.0470-xxxx.2 → 13.0460-0xxx.2 → 24.8190-xxxx.2 →	60xxxx LDxxxx 610xxx 62xxxx	Plaquette de frein ATE Ceramic Lot de montage Témoins d'usure		24.02dd-dxxx.x →	48nnnn	Tambours de frein (p.ex. 24.0223-0: Ø=230)
	20034 15,0 + WE WK S Zub		Code no. de WVA/épaisseur autres no. de WVA voir annexe Dispositif d'avertissement avec témoin d'usure avec vis d'étrier avec accessoires		230/231x47		Diamètre / diamètre max. x largeur
Les jeux de plaquettes sont homologués par le Ministère allemand des transports (ABE) ou sont conformes aux normes ECE-R 90 ou ils proviennent de la même production et sont sujet à la même procédure qualité que ceux produits pour le constructeur.					03.0137-0xxx.2 → 03.0137-9xxx.2 →	650xxx 669xxx	Mâchoires de frein à tambour Lot de montage
					185x31 AUT Heb Zub		Diamètre x largeur avec ajustage automatique avec levier avec accessoires
	24.01dd-xxxx.x → 24.03dd-xxxx.x →	4ddxxx 5ddxxx	Disques de frein ATE PowerDisc dd = épaisseur (p.ex. 24.0322- : épaisseur = 22)		03.0420-xxdd.3 → 03.0520-xxdd.3 →	68xxdd 69xxdd	Kit d'origine ATE TopKit d'origine ATE (cylindre de roue + mâchoires de frein à tambour + lot de montage) dd = dimension nominal cylindre de roue
	284 22 20 V L PD B V L S PD		Diamètre/épaisseur/épaisseur minimum Revêtu ventilé allié/carbonisé Vis de fixation ATE PowerDisc		03.0137-0xxx.2 → 03.0137-9xxx.2 →	650xxx 669xxx	Frein à main (mâchoires de frein à tambour) Lot de montage
L'utilisation d'un PowerDisc sur l'essieu arrière n'est autorisée qu'en combinaison avec un PowerDisc sur l'essieu avant. L'autorisation générale d'exploitation (AGE) pour le PowerDisc est valable sur les routes allemandes conformément au code de la route allemand (StVZO). Dans d'autres pays, des expertises supplémentaires sont le cas échéant nécessaires pour son utilisation dans la circulation routière.					185x31 AUT Heb Zub		Diamètre x largeur avec ajustage automatique avec levier avec accessoires
					24.07xx-xxxx.x →	36nnnn	Capteur ABS
nnnn = Les quatre derniers chiffres correspondent à un ordre numérique.							
dd = Dimensione nominale							
Toute reproduction totale ou partielle de ce catalogue est interdite sauf notre autorisation préalable. Une demande de dommages et intérêts qui se baserait ou aurait pour objet un renseignement donné par le présent catalogue ne saurait être retenue. Nous nous réservons le droit de modifier les spécifications de nos produits sans préavis et, si cela est nécessaire, pour assurer les performances optimales de nos gammes de produits. Les références constructeurs fournies dans le présent catalogue sont données seulement à titre indicatif. L'utilisation de telles informations dans les factures d'un détenteur de véhicule n'est pas admise.							
La diversité des modèles et des pièces de rechange ne permet pas toujours une affectation correcte. Par conséquent nous vous prions de bien vouloir tenir compte des observations et des descriptions contenues dans ce catalogue.							

Come consultare il catalogo K23-F

Gruppi prodotto		Veicolo		Anno di produzione veicolo			Codice lungo		Altri dettagli ricambio		
Asse anteriore/posteriore		Numero telaio		Altri dettagli veicolo			Codice breve		Altre informazioni		
AUDI A4 CABRIO (02-)											
	1,8 T	◀ 120	8E-55-999999	04.02	PR: 1LB,1LE	PR: 1LB,1LE	24.0113-0178.1	413178	+ ESP + ESP	256 12,9 11,0	ATE
	1,8 T Quattro	◀ 120		05.03			24.0313-0178.1	513178			
	2,0	◀ 96		08.06							
	2,0 TFSI	◀ 120		08.06							
		8E-55-400001		08.06	PR: 1LB,1LE					256 12,9 11,0 PD	ATE

*Gruppi prodotto



Pastiglie freno
ATE Ceramic



Ganasce freno



Disco freno
ATE PowerDisc



Tamburi per freno



Sensori ruota



ATE Original Kit
ATE Original TopKit



Freno di stazionamento
(ganasce freno/
pastiglie)

**Guida

- ◀ Guida sinistra
- ▶ Guida destra

****Fabricant

ADV	Advics
ATE	Continental Teves (ATE)
AKE	Akebono
AIS	Aisin
AP	AP Lockheed
BDX	Bendix
BOS	Bosch
BRE	Brembo
CIT	Citroën
DEL	Delco
FI	Fiat
FTE	FTE Automotive
LUC	Lucas (TRW)
MAN	Mando
NIS	Nissin
PER	Perrot
SUM	Sumitomo
TOK	Tokico
VW	Volkswagen

***Posizione di montaggio















- ⬆ davanti
- ⬇ dietro
- ◀ a sinistra
- ▶ a destra
- ◻ davanti a sinistra
- ◻ dietro a sinistra
- ◻ davanti a destra
- ◻ dietro a destra
- ◻ al centro
- ⬆ in alto
- ⬇ in basso
- ◻ asse anteriore
- ◻ asse anteriore a sinistra
- ◻ asse anteriore a destra
- ◻ asse posteriore
- ◻ asse posteriore a sinistra
- ◻ asse posteriore a destra

Le indicazioni dei simboli si riferiscono alla direzione di marcia.

Abbreviazioni

-	Senza / non	HEB	Leva	V	Ventilato	Coupé
+	Con / solo / per	Hz	Pompa freno	WE	Rilevatore usura incollato	Cabriolet
AUT	Regolazione automatica	L	In lega / lega di carbonio	WK	Rilevatore usura a clip	Autobus
B	Rivestito	L =	Lunghezza	Zub	Accessori	Furgone
BG	Limitatore potenza freno	Nz	Cilindro ricevitore frizione			Coda spiovente
BR	Correttore di frenata	PD	PowerDisc			Autocarro cassonato/Autotelaio
BRE	Correttore avvitabile	Rz	Cilindretto ruota	a 2 porte		Serie
BRES	Correttore (da avvitare)	RzR	Cilindretto ruota con corretore	a 3 porte		DKW Classe superiore/Classe spec./Universale
BRL	Correttore di frenate, dipendente dal carico	S	Viti fissaggio pinza / viti di fissaggio	a 4 porte		FAUN Motocarri (Kraka)
D =	Diametro	THz	Pompa freno tandem	a 5 porte		Furgoncino
Gz	Pompa frizione			Berlina		
				Station Wagon		

Informazioni sugli articoli

		CODICE BREVE				CODICE BREVE	
	13.0460-xxxx.2 → 13.0470-xxxx.2 → 13.0460-0xxx.2 → 24.8190-xxxx.2 →	60xxxx LDxxxx 610xxx 62xxxx	Pastiglie Freno ATE Ceramic Serie di montaggio Rilevatore usura		24.02dd-dxxx.x →	48nnnn	Tamburi per freno (p. es. 24.0223-0: Ø=230)
	20034 15,0 + WE WK S Zub		Numero WVA / spessore ulteriori numeri WVA v. appendice Rilevatore usura in collato con rilevatore usura a clip con vite per pinza freno con accessori		230/231x47		diametro max. × larghezza
					03.0137-0xxx.2 → 03.0137-9xxx.2 →	650xxx 669xxx	Ganasce freno Serie di montaggio
					185x31 AUT Heb Zub		Diametro × estensione con regolazione automatica con leva con accessori
I set di pastiglie freno possiamo avere o un'autorizzazione generale all'esercizio (ABE) o una omologazione secondo la ECE-R 90; oppure provengono dalla stessa produzione e sono soggetti allo stesso controllo qualità previsto dal costruttore dell'autoveicolo.					03.0420-xxdd.3 → 03.0520-xxdd.3 →	68xxdd 69xxdd	ATE Original Kit ATE Original TopKit (cilindretto ruota + ganasce freno + serie di montaggio) dd = dimensione cilindretto ruota
	24.01dd-xxxx.x → 24.03dd-xxxx.x →	4ddxxx 5ddxxx	Disco Freno ATE PowerDisc dd = spessore (p.es. 24.0322- : spessore = 22)			03.0137-0xxx.2 → 03.0137-9xxx.2 →	650xxx 669xxx
	284 22 20 V L PD B V L S PD		Diametro / spessore / spessore minimo Rivestito ventilato in lega / lega di carbonio viti di fissaggio ATE PowerDisc	185x31 AUT Heb Zub			Diametro × estensione regolazione automatica con leva con accessori
L'utilizzo di un PowerDisc sull'asse posteriore è consentito solo unitamente all'impiego di un PowerDisc sull'asse anteriore. L'omologazione generale [ABE] per l'uso del PowerDisc è valida sulle strade tedesche, secondo il Testo Unico del Codice Stradale [StVZO]. In altri Paesi, oltre a tale omologazione, nella circolazione stradale possono essere necessarie anche altre perizie per l'uso.					24.07xx-xxxx.x →	36nnnn	Sensori ruota
nnnn = Nessun riferimento a codice ATE (esteso).							
dd = Dimensione nominale							
La ristampa anche parziale di questo catalogo può essere effettuata solo con nostro permesso. Richieste di sostituzione in base ai dati di questo catalogo non possono essere accettate. Salvo modifiche. Un riferimento nei nostri documenti ai numeri dei particolari di ricambio del produttore dell'autovettura viene fatto esclusivamente a scopo comparativo. L'utilizzo di questi dati in fatture al proprietario dell'autovettura non è ammissibile.							
La molteplicità dei modelli e delle parti di ricambio di alcuni costruttori di autoveicoli non sempre consente una correlazione esatta. Si consiglia quindi di fare particolarmente attenzione alle osservazioni riportate nel catalogo ed alle descrizioni delle parti di ricambio.							

Use así el K23-F

Grupo de producto	Modelo	Periodo de montaje (desde/hasta)	Referencias ATE	Indicaciones (repuesto)
Eje delantero/trasero	Número de chasis (desde/hasta)	Indicaciones (vehículo)	Referencia corta	Información adicional
AUDI A4 CABRIO (02-)				
	1,8 T 1,8 T Quattro 2,0 2,0 TFSI	kw ◀ 120 ◀ 120 ◀ 96 ◀ 120	8E-55-999999 04.02 05.03 08.06 05.04 08.06 08.06	PR: 1LB,1LE PR: 1LB,1LE PR: 1LB,1LE PR: 1LB,1LE
		8E-55-400001	24.0113-0178.1 24.0313-0178.1	413178 513178
				☐ + ESP ☐ + ESP
				256 12,9 11,0 ATE 256 12,9 11,0 PD ATE

*Grupo de producto

**Dirección

***Posición de montaje

Pastilla de freno ATE Ceramic	Zapatas de freno
Disco de freno ATE PowerDisc	Tambores de freno
Sensor de rueda	ATE Original Kit ATE Original TopKit
	Zapatas de freno para freno de estacionamiento (mano)

- ◀ Volante a la izquierda
- ▶ Volante a la derecha

****Fabricante

ADV	Advics
ATE	Continental Teves (ATE)
AKE	Akebono
AIS	Aisin
AP	AP Lockheed
BDX	Bendix
BOS	Bosch
BRE	Brembo
CIT	Citroën
DEL	Delco
FI	Fiat
FTE	FTE Automotive
LUC	Lucas (TRW)
MAN	Mando
NIS	Nissin
PER	Perrot
SUM	Sumitomo
TOK	Tokico
VW	Volkswagen














- ☐ adelante
 - ☐ atrás
 - ☐ izquierda
 - ☐ derecha
 - ☐ izquierda adelante
 - ☐ izquierda atrás
 - ☐ derecha adelante
 - ☐ derecha atrás
 - ☐ medio
 - ☐ arriba
 - ☐ abajo
 - ☐ eje delantero
 - ☐ eje delantero izquierda
 - ☐ eje delantero derecha
 - ☐ eje trasero
 - ☐ eje trasero izquierda
 - ☐ eje trasero derecha
- Todas las indicaciones de posición se refieren siempre al sentido de la marcha.

Abreviaturas









-	Sin / no	Gz	Cilindro transmisor de embrague	S	Tornillo para pinza/tornillo querfija	Break
+	Con / solo / para	HEB	Palanca	THz	Cilindro maestro tándem	Coupé
AUT	Reajuste automático	HZ	Cilindro maestro	V	Ventilado	Cabriólé
B	Recubierto	L	Aleación especial	WE	Dispositivo de desgaste	Autobús
BG	Limitador de frenado	L =	Largo	WK	Contacto de desgaste	Furgón
BR	Corrector de frenado	Nz	Cilindro receptor de embrague	Zub	Accesorios	Portón trasero alargado
BRE	Regulador de rosca	PD	PowerDisc			Camión con plataforma/Chasis
BRES	Juego regulador de rosca	Rz	Cilindro de rueda	2-puertas		Serie
BRL	Corrector de frenado dependiente de carga	RzR	Cilindro de rueda con regulador integrado	3-puertas		DKW Clase maestra/Clase especial/Universal
D =	Diámetro			4-puertas		FAUN carretilla (Kraka)
				5-puertas		Furgoneta
				Berlina		



Información artículos

		REF. CORTA				REF. CORTA	
	13.0460-xxxx.2 → 13.0470-xxxx.2 → 13.0460-0xxx.2 → 24.8190-xxxx.2 →	60xxxx LDxxxx 610xxx 62xxxx	Pastilla de freno ATE Ceramic Juego de montaje Contacto de desgaste		24.02dd-dxxx.x →	48nnnn	Tambores de freno (p. ej. 24.0223-0: Ø=230)
	20034 15,0 + WE WK S Zub		No. WVA/espesor para otros números WVA, véase suplemento Dispositivo de desgaste con contacto de desgaste con tornillo para pinza con accesorios		230/231x47		Diámetro / diámetro max. x ancho
	24.01dd-xxxx.x → 24.03dd-xxxx.x →	4ddxxx 5ddxxx	Disco de freno ATE PowerDisc dd = espesor (p.ex. 24.0322 : espesor = 22)		03.0137-0xxx.2 → 03.0137-9xxx.2 →	65 669xxx	Zapatas de freno Juego de montaje
	284 22 20 V L PD B V L S PD		Diámetro / espesor / grosor mínimo Recubierto ventilado aleación especial Tornillo para pinza ATE PowerDisc		185x31 AUT Heb Zub		Diámetro x ancho con reajuste automático con palanca con accesorios
Las pastillas de freno tienen un certificado general de aptitud técnica (abrev. alemana: ABE) o bien homologación según normativa ECE-R 90, es decir, proceden de la misma fabricación y están sujetas al mismo control de calidad que las de origen.					03.0420-xxdd.3 → 03.0520-xxdd.3 →	68xxdd 69xxdd	ATE Original Kit ATE Original TopKit (juego de piezas de freno) (Cilindros de rueda + zapatas de freno + juego de montaje) dd = medida interior del cilindro de rueda
La utilización de un PowerDisc en el eje trasero sólo está permitida en relación con el uso de un PowerDisc en el eje delantero. El certificado general de aptitud técnica para la utilización de los discos PowerDisc es válido para la red de carreteras alemanas conforme al código de circulación alemán StVZO. Dado el caso, en otros países pueden ser necesarios otros dictámenes periciales para su utilización en el tráfico rodado.						03.0137-0xxx.2 → 03.0137-9xxx.2 →	650xxx 669xxx
						24.07xx-xxxx.x →	36nnnn
nnnn = Las cuatro últimas cifras son números correlativos.							
dd = Medida nominal							
Sólo se permite la reproducción total o parcial con nuestra autorización. No se atenderán reclamaciones motivadas por los datos contenidos en este catálogo. Quedan reservados los derechos de modificaciones en la construcción. Si en nuestros documentos hacemos referencia a números de piezas de recambio de los constructores de vehículos, esto únicamente es para establecer una comparación. No está permitido el uso de datos de este tipo en las facturas emitidas al propietario del vehículo.							
La variedad de modelos y de piezas de recambio de algunos constructores de vehículos no permite siempre una distribución exacta. Por este motivo, por favor fíjese atentamente en las observaciones y descripciones de las piezas de recambio detalladas en el catálogo.							

Zo gebruikt u de K23-F

Produktgroep	Voertuigtype	Inbouwperiode (van/tot)	ATE-artikelnummer (lang)	Opmerking (artikel)
Voor- achteras	Chassisnummer (van/tot)	Opmerking (voertuig)	ATE-artikelnummer (kort)	Info
				
AUDI A4 CABRIO (02-)				
	1,8 T 1,8 T Quattro 2,0 2,0 TFSI	kw 120 120 96 120	8E-55-999999 04.02 05.03 05.04	PR: 1LB,1LE PR: 1LB,1LE PR: 1LB,1LE PR: 1LB,1LE
		8E-55-400001	24.0113-0178.1 24.0313-0178.1	413178 513178
				+ ESP + ESP
				256 12,9 11,0 256 12,9 11,0 PD
				ATE ATE

*Productgroepen



Schijfremblokken
ATE Ceramic



Remschoenset



Remschijven
ATE PowerDisc



Remtrommel



Wielsensor



ATE originele Kit
ATE originele TopKit



Remschoenset
voor parkeerrem

**Soort besturing

- ◀ links gestuurd
- ▶ rechts gestuurd

****Fabrikant

ADV	Advics
ATE	Continental Teves (ATE)
AKE	Akebono
AIS	Aisin
AP	AP Lockheed
BDX	Bendix
BOS	Bosch
BRE	Brembo
CIT	Citroën
DEL	Delco
FI	Fiat
FTE	FTE Automotive
LUC	Lucas (TRW)
MAN	Mando
NIS	Nissin
PER	Perrot
SUM	Sumitomo
TOK	Tokico
VW	Volkswagen













***Inbouwpositie

- ⬆ voor
- ⬇ achter
- ⬅ links
- ➡ rechts
- ⬆➡ links voor
- ⬇➡ links achter
- ⬆➡ rechts voor
- ⬇➡ rechts achter
- ⬆➡ midden
- ⬆➡ boven
- ⬇➡ onder
- ⬆➡ vooras
- ⬆➡ vooras links
- ⬆➡ vooras rechts
- ⬆➡ achteras
- ⬆➡ achteras links
- ⬆➡ achteras rechts

Alle positieopgaven hebben altijd betrekking op de rijrichting.

Afkortingen

-	Zonder / niet	HEB	Handel	V	Geventileerd	Coupé
+	Met / alleen / voor	Hz	Hoofdremcilinder	WE	Warschuwingsinrichting	Cabrio
AUT	Automatische instelling	L	Gelegeerd / hoog gecarboniseerd	WK	Warschuwingscontact	Bus
B	Coated	L =	Lengte	Zub	Accessoires	Bestelwagen
BG	Remkrachtbegrenzer	Nz	Hulpcilinder			Fastback
BR	Remkrachtregelaar	PD	PowerDisc	2-deurs		Pickup/chassis
BRE	Inschroefregelaar	Rz	Wielcilinder	3-deurs		Serie
BRES	Inschroefregelaarset	RzR	Wielcilinder met geïntegreerde regelaar	4-deurs		DKW meesterklasse/speciale klasse/universeel
BRL	Lastafhankelijke remkrachtregelaar	S	Fixeerschroef / zadelschroef	5-deurs		FAUN trekkers
D =	Diameter	THz	Tandem-hoofdcilinder	Limousine		Vrachtauto's
Gz	Hoofdcilinder			Combi		

		VERKORT NUMMER				VERKORT NUMMER	
	13.0460-xxxx.2 → 13.0470-xxxx.2 → 13.0460-0xxx.2 → 24.8190-xxxx.2 →	60xxxx LDxxxx 610xxx 62xxxx	Schijfremblokken ATE Ceramic Inbouwset Waarschuwingcontact		24.02dd-dxxx.x →	48nnnn	Remtrommel (bijv. 24.0223-0: Ø=230)
	20034 15,0 + WE WK S Zub		WVA-nummer / Dikte andere WVA-nummers zie aanhang Waarschuwinginrichting met waarschuwingcontact met zadelschroef met accessoires		230/231x47		Diameter / maximale diameter x diepte
Remvoeringsets hebben een algemene wettelijke goedkeuring (ABE) of een homologatie volgens ECE-R90, resp. komen uit dezelfde fabricage en zijn onderworpen aan dezelfde kwaliteitsbeveiliging als de door de voertuigfabrikant geplande voering.					03.0137-0xxx.2 → 03.0137-9xxx.2 →	650xxx 669xxx	Remschoenset Inbouwset
					185x31 AUT Heb Zub		Diameter x breedte met automatische instelling met handel met accessoires
	24.01dd-xxxx.x → 24.03dd-xxxx.x →	4ddxxx 5ddxxx	Remschijf ATE PowerDisc dd = dikte (p.ex. 24.0322- : dikte = 22)		03.0420-xxdd.3 → 03.0520-xxdd.3 →	68xxdd 69xxdd	ATE origineele Kit ATE origineele TopKit (wielremcilinder + trommel- remschoen + inbouwset) dd = basismaat wielcilindere
	284 22 20 V L PD B V L S PD		Diameter / dikte / minimale dikte Coated geventileerd gelegeerd / hoog gecarboniseerd Fixeerschroef ATE PowerDisc		03.0137-0xxx.2 → 03.0137-9xxx.2 →	650xxx 669xxx	Remschoenset voor parkeerrem Inbouwset
Het gebruik van een PowerDisc op de achteras is alleen toegestaan in combinatie met het gebruik van een PowerDisc op de vooras. De typegoedkeuring voor het gebruik van de PowerDisc is op het Duitse wegennet conform het Duitse wegverkeersreglement (StVZO) van toepassing. In andere landen zijn daarnaast evt. andere goedkeuringen voor het gebruik in het wegverkeer noodzakelijk.					185x31 AUT Heb Zub		Diameter x breedte met automatische instelling met hendel met accessoires
					24.07xx-xxxx.x →	36nnnn	Wielsensor
nnnn = de laatste vier cijfers houden een tellernummer in.							
dd = Standaard Maat							
Het nadrukken ook gedeeltelijk, is alleen met onze toestemming toegestaan. Schadeclaims op basis van informatie in deze catalogus kunnen niet worden aanvaard. Constructiewijzigingen voorbehouden. Voor zover wij in onze documentatie refereren naar onderdeelnummers van de voertuigfabrikant, dienen die slechts om te vergelijken. Een gebruik van dergelijke gegevens in rekeningen aan de voertuigeigenaar is niet geoorloofd.							
De verschillen in modellen en onderdelen van enige voertuigfabrikanten maken niet altijd een nauwkeurige indeling mogelijk. Let daarom vooral op de in de catalogus vermelde opmerkingen en onderdeelbeschrijvingen.							

Sådan anvendes K23-F

Produktgruppe	Køretøjstyper	Montageperiode (fra/til)	ATE-artikelnummer (langt)	Bemærkning (artikel)
For-/bagaksel	Stelnummer (fra/til)	Bemærkning (køretøj)	ATE-artikelnummer (kort)	Artikel
	kW			
AUDI A4 CABRIO (02-)				
	1,8 T 1,8 T Quattro 2,0 2,0 TFSI	120 120 96 120 8E-55-400001	8E-55-999999 04.02 05.03 05.04 08.06 08.06 08.06	PR: 1LB,1LE PR: 1LB,1LE PR: 1LB,1LE PR: 1LB,1LE PR: 1LB,1LE PR: 1LB,1LE
			24.0113-0178.1 413178 24.0313-0178.1 513178	? + ESP + ESP
				256 12,9 11,0 ATE 256 12,9 11,0 PD ATE
*	**		***	****

*Produktgruppe



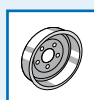
Skivebremsebelægning
ATE Ceramic



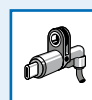
Tromlebremsebakker



Bremse-skive
ATE PowerDisc



Bremsetromle



Hjulsensor



ATE Original Kit
ATE Original TopKit



Tromlebremsebakker til parkeringsbremse

**Styring

- ◀ Venstrestyring
- ▶ Højrestyring

****Producentkode

ADV	Advics
ATE	Continental Teves (ATE)
AKE	Akebono
AIS	Aisin
AP	AP Lockheed
BDX	Bendix
BOS	Bosch
BRE	Brembo
CIT	Citroën
DEL	Delco
FI	Fiat
FTE	FTE Automotive
LUC	Lucas (TRW)
MAN	Mando
NIS	Nissin
PER	Perrot
SUM	Sumitomo
TOK	Tokico
VW	Volkswagen

***Monteringssted














- ⬆ for
- ⬇ bag
- ⬅ venstre
- ➡ højre
- ⬆ foran til venstre
- ⬇ bagved til venstre
- ⬅ foran til højre
- ➡ bagved til højre
- midt
- ⬆ oppe
- ⬇ nede
- Foraksel
- Venstre foraksel
- Højre foraksel
- Bagaksel
- Venstre bagaksel
- Højre bagaksel

Samtlige monteringssteder er altid i relation til kørselsretningen.







Forkortelser

-	Uden / ikke	HEB	Arm	V	Ventileret	Coupé
+	Med / kun / til	HZ	Hovedcylinder	WE	Advarselsanordning	Cabriolet
AUT	Automatisk indstilling	L	Legeret / højt kulstofindhold	WK	Advarselskontakt	bus
B	Coated	L =	Længde	Zub	Tilbehør	kassevogn
BG	Bremsekraftbegrænser	Nz	Slavecylinder			Hatchback
BR	Bremsekraftfordeler	PD	PowerDisc			Lad/chassis
BRE	Iskruningsregulator	Rz	Hjulcylinder	2-dørs		Serie
BRES	Iskruningsregulatorsæt	RzR	Hjulcylinder med integreret regulator	3-dørs		DKW mesterklasse/særklasse/
BRL	Bremsekraftfordeler lastafhængig	S	Fastgøringskrue / caliperskrue	4-dørs		universal
D =	Diameter	THz	Tandem-hovedcylinder	5-dørs		FAUN Kraka
Gz	Mastercylinder			Limousine		Transporter
				Kombination		








Artikelinformation

		KORT NUMMER				KORT NUMMER	
	13.0460-xxxx.2 → 13.0470-xxxx.2 → 13.0460-0xxx.2 → 24.8190-xxxx.2 →	60xxxx LDxxxx 610xxx 62xxxx	Skivebremsebelægning ATE Ceramic Monteringsæt Advarselskontakt		24.02dd-dxxx.x →	48nnnn	Bremsetromle (F.eks. 24.02223-0: [=230])
	20034 15,0 + WE WK S Zub		WVA-nummer / tykkelse se bilag for yderligere WVA-numre Advarselsanordning med advarselskontakt med caliperskrue med tilbehør		230/231x47		Diameter/ Maksimal diameter x dybde
	24.01dd-xxxx.x → 24.03dd-xxxx.x →	4ddxxx 5ddxxx	Bremseskive ATE PowerDisc dd = Tykkelse (F.eks. 24.0322- : Tykkelse = 22)		03.0137-0xxx.2 → 03.0137-9xxx.2 →	650xxx 669xxx	Tromlebremsebakker Monteringsæt
	284 22 20 V L PD B V L S PD		Diameter/Tykkelse/Mindstetykkelse Coated ventileret legeret/højt kulstofindhold Fastgøringskrue ATE PowerDisc		185x31 AUT Heb Zub		Diameter x bredde med automatisk indstilling med arm med tilbehør
Bremsebelægningssæt har en generel standardgodkendelse (ABE) eller en homologisering iht. ECE-R90, dvs. de kommer fra en og samme produktion og har været igennem den samme kvalitetssikring som producentens egen belægning.					03.0420-xxdd.3 → 03.0520-xxdd.3 →	68xxdd 69xxdd	ATE Original Kit ATE Original TopKit (Hjulcylinder + Tromlebremsebakker + Monteringsæt) dd = Nominelt mål hjulcylinder
Det er kun tilladt at bruge en PowerDisc på bagakslen i forbindelse med brugen af en PowerDisc på forakslen. Den generelle driftstilladelse (ABE) til brug af PowerDisc er gældende på tyske veje iht. StVZO (tysk færdselslov). I andre lande kan yderligere godkendelser med henblik på brug i trafikken være påkrævet.						03.0137-0xxx.2 → 03.0137-9xxx.2 →	650xxx 669xxx
				185x31 AUT Heb Zub			Diameter x bredde med automatisk indstilling med arm med tilbehør
					24.07xx-xxxx.x →	36nnnn	Hjulsensor
nnnn = De sidste fire cifre svarer til et aritmetiknummer.							
dd = Nominelt mål							
Eftertryk, også i uddrag, er kun tilladt efter vores godkendelse. Erstatningskrav som følge af angivelser i dette katalog godkendes ikke. Forbehold for konstruktionsændringer. Så vidt vi refererer til køretøjproducentens reservedelsnummer i vores bilag, bør disse kun anvendes til sammenligningsformål. En anvendelse af sådanne angivelser på fakturaer til ejeren af køretøjet er ikke tilladt.							
Køretøjproducenterne har mange modeller og reservedele. Derfor er en nøjagtig angivelse ikke altid mulig. Vær derfor specielt opmærksom på de angivne bemærkninger og reservedelsbeskrivelser i kataloget.							

Så använder du K23-F

Produktgrupper	Fordonstyper	monteringstid (fom/tom)	ATE-artikelnummer (långt)	Kommentar (artikel)
Fram-/bakaxel	Chassinummer (från/till)		ATE-artikelnummer (kort)	Artikeldefinition
				
AUDI A4 CABRIO (02-)	kW			
	1,8 T 1,8 T Quattro 2,0 2,0 TFSI	▲ 120 ▲ 120 ▲ 96 ▲ 120 8E-55-400001	8E-55-999999 04.02 05.03 08.06 05.04 08.06 08.06	PR: 1LB,1LE PR: 1LB,1LE PR: 1LB,1LE PR: 1LB,1LE
			24.0113-0178.1 413178 24.0313-0178.1 513178	? + ESP + ESP
				256 12,9 11,0 ATE 256 12,9 11,0 PD ATE
*	**		***	****

*Produktgrupper

	Skivbromsbeläggningar ATE Ceramic		Trumbromsbackar
	Bromsskiva ATE PowerDisc		Bromstrumma
	Hjulsensor		ATE Original Kit ATE Original TopKit
			Trumbromsbackar för parkeringsbroms

**Styrning

- ◀ Vänsterstyrning
- ▶ Högerstyrning

****Tillverkarkod

ADV	Advics
ATE	Continental Teves (ATE)
AKE	Akebono
AIS	Aisin
AP	AP Lockheed
BDX	Bendix
BOS	Bosch
BRE	Brembo
CIT	Citroën
DEL	Delco
FI	Fiat
FTE	FTE Automotive
LUC	Lucas (TRW)
MAN	Mando
NIS	Nissin
PER	Perrot
SUM	Sumitomo
TOK	Tokico
VW	Volkswagen

***Inbyggnadsposition

⬆	Fram
⬇	Bak
⬅	Vänster
➡	Höger
⬆	Vänster fram
⬇	Vänster bak
⬅	Höger fram
➡	Höger bak
■	Mitten
⬆	Uppe
⬇	Nere
■	Framaxel
■	Framaxel vänster
■	Framaxel höger
■	Bakaxel
■	Bakaxel vänster
■	Bakaxel höger














Alla positionsuppgifter ges anges alltid i färdriktning.

Förkortningar

-	Utan / inte	HEB	Spak	WE	Varningsutrustning	Coupé
+	Med /bara / för	HZ	Huvudcylinder	WK	Varningskontakt	Cabriolet
AUT	Automatisk justering	L	Legerad / högkolad	Zub	Tillbehör	Buss
B	Beskiktad	L =	Längd			Skåpbil
BG	Bromskraftbegränsare	Nz	Slavcylinder			Fastback
BR	Bromskraftregulator	PD	PowerDisc			Pickup/chassi
BRE	Inskruvningsregulator	Rz	Hjulcylinder	2-dörrars		Serie
BRES	Inskruvningsregulatorsats	RzR	Hjulcylinder med integrerad regulator	3-dörrars		DKW mästarclass/specialclass/ universell
BRL	Bromskraftregulator lastkännare	S	Fixeringskrav / sadelskrav	4-dörrars		FAUN tungdragare (Kraka)
D =	Diameter	THz	Tandemhuvudcylinder	5-dörrars		Transportbil
Gz	Givarcylinder	V	Ventilerad	Limousine		
				Kombi		



Produktinformationer

		KORTNUMMER				KORTNUMMER	
	13.0460-xxxx.2 → 13.0470-xxxx.2 → 13.0460-0xxx.2 → 24.8190-xxxx.2 →	60xxxx LDxxxx 610xxx 62xxxx	Skivbromsbeläggning ATE Ceramic Inbyggnadssats Varningskontakt		24.02dd-dxxx.x →	48nnnn	Bromstrumma (t. ex. 24.0223-0: [=230])
	20034 15,0 + WE WK S Zub		WVA-Nummer / tjocklek ytterligare WVAnummer se bilaga varningsutrustning med varningskontakt med sadelskru med tillbehör		230/231x47		Diameter / maximal diameter x djup
Bromsbeläggningssatser har ett Allmänt driftstillstånd (AABE) eller är typprovade och typgodkända enligt ECE-R90, resp. kommer från samma tillverkning och har genomgått samma kvalitetssäkring som den beläggning som fordonets tillverkare erbjuder.					03.0137-0xxx.2 → 03.0137-9xxx.2 →	650xxx 669xxx	Trumbromsbackar Inbyggnadssats
					185x31 AUT Heb Zub		diameter x bredd med automatisk justering med spak med tillbehör
	24.01dd-xxxx.x → 24.03dd-xxxx.x →	4ddxxx 5ddxxx	Bromsskiva ATE PowerDisc dd = tjocklek (t.ex. 24.0322- : tjocklek = 22)		03.0420-xxdd.3 → 03.0520-xxdd.3 →	68xxdd 69xxdd	ATE Original Kit ATE Original TopKit (hjulcylinder + trumbroms- backar + inbyggnadssats) dd = Nominellt mål hjulcylinder
	284 22 20 V L PD B V L S PD		diameter / tjocklek / min. tjocklek Beskiktad ventilerad legerad / högkolad Fixeringsskruv ATE PowerDisc			03.0137-0xxx.2 → 03.0137-9xxx.2 →	650xxx 669xxx
Användningen av en PowerDisc på bakaxeln är endast tillåten om en PowerDisc samtidigt används på framaxeln. Det allmänna typgodkännandet (ABE) för användningen av PowerDisc är giltigt på tyska vägar enligt StVZO (den tyska vägtrafikförordningen). I andra länder krävs därutöver eventuellt ytterligare utlåtanden för användning i vägtrafik.					185x31 AUT Heb Zub		diameter x bredd med automatisk justering med spak med tillbehör
					24.07xx-xxxx.x →	36nnnn	Hjulsensor
nnnn = De sista fyra siffrorna motsvarar ett räknenummer.							
dd = nominellt mått							
Eftertryck – även delvis – är förbjudet utan vårt medgivande. Ersättningsanspråk pga uppgifterna i denna katalog godkänns ej. Konstruktionsändringar förbehålles. När vi hänvisar till fordonstillverkarens reservdelsnummer i våra underlag, så är det bara för jämförelsens skull. Dyliga uppgifter får inte anges på fakturor till fordonets ägare.							
Fordonstillverkarna har många modeller och reservdelar. Därför är en exakt tillämpning inte alltid möjlig. Beakta därför de i katalogen anförda kommentarerna och reservdelsbeskrivningarna.							

Como utilizar o K23-F

Grupos de Produto		Marca e Modelo		período de montagem (de/até)		Referência ATE		Info adicional peça		
Eixo dianteiro-/traseiro		Número de chassis (de/até)		Info adicional Veículo		Referência curta ATE		Especificações Técnicas		
kW										
AUDI A4 CABRIO (02-)										
	1,8 T 1,8 T Quattro 2,0 2,0 TFSI	◀ 120 ◀ 120 ◀ 96 ◀ 120	8E-55-999999 8E-55-400001	04.02 05.03 05.04	08.06 08.06 08.06	PR: 1LB,1LE PR: 1LB,1LE PR: 1LB,1LE PR: 1LB,1LE	24.0113-0178.1 24.0313-0178.1	413178 513178	<input type="checkbox"/> + ESP <input type="checkbox"/> + ESP	256 12,9 11,0 ATE 256 12,9 11,0 PD ATE
*		**						***		****

Grupos de Produto

	Pastilhas de Travão de Disco ATE Ceramic		Maxilas
	Disco de Travão ATE PowerDisc		Tambores de Travão
	Sensor de Roda ABS		Kit Original ATE TopKit Original ATE
			Maxilas para travão de mão

**Direcção

- ◀ Volante à esquerda
- ▶ Volante à direita

****Fabricante

ADV	Advics
ATE	Continental Teves (ATE)
AKE	Akebono
AIS	Aisin
AP	AP Lockheed
BDX	Bendix
BOS	Bosch
BRE	Brembo
CIT	Citroën
DEL	Delco
FI	Fiat
FTE	FTE Automotive
LUC	Lucas (TRW)
MAN	Mando
NIS	Nissin
PER	Perrot
SUM	Sumitomo
TOK	Tokico
VW	Volkswagen

***Posição de Montagem














- ↕ à frente
- ↕ atrás
- ↔ esquerda
- ↔ direita
- ◻ esquerda à frente
- ◻ esquerda atrás
- ◻ direita à frente
- ◻ direita atrás
- ◻ centro
- ◻ em cima
- ◻ em baixo
- ◻ eixo dianteiro
- ◻ eixo dianteiro do lado esquerdo
- ◻ eixo dianteiro do lado direito
- ◻ eixo traseiro
- ◻ eixo traseiro esquerdo
- ◻ eixo traseiro direito

Todas as indicações de posição referem-se ao lado de condução.

Abreviaturas

-	Salvo / sem		embraiagem	THz	Bomba central de travões	Coupé
+	Com / apenas / para	HEB	Alavanca		tandem	Cabrio
AUT	Regulação automática	HZ	Bomba central de travões!	V	Ventilado	Autocarro
B	Revestido	L	Liga de Carbono	WE	Dispositivo de Aviso	Furgão
BG	Limitador de travagem	L =	Comprimento	WK	Avisador de Desgaste	Hatchback
BR	Regulador de travagem	Nz	Bomba auxiliar de embraiagem	Zub	Acessórios	Pick-Up/Chassis
BRE	Regulador de parafuso					Série
BRES	Jogo de reguladores de parafuso	PD	PowerDisc	De 2 portas		DKW Meisterklasse/Sonderklasse/
BRL	Regulador de travagem dependente da carga	Rz	Cilindro de roda	De 3 portas		Universal (classe mestre/classe especial/universal)
D =	Diâmetro	RzR	Cilindro de roda com regulador incorporado	De 4 portas		FAUN Veículo tractor (Kraka)
Gz	Bomba central de	S	Parafuso de fixação / parafuso da maxila	De 5 portas		Furgoneta
				Berlina		
				Carrinha		

Informações sobre artigos

		REF. CURTA				REF. CURTA	
	13.0460-xxxx.2 → 13.0470-xxxx.2 → 13.0460-0xxx.2 → 24.8190-xxxx.2 →	60xxxx LDxxxx 610xxx 62xxxx	Pastilhas de Travão de Disco ATE Ceramic Kit de montagem Avisador de desgaste		24.02dd-dxxx.x →	48nnnn	Tambores de Travão (por ex. 24.0223-0: [=230])
	20034 15,0 + WE WK S Zub		Nr. WVA / Espessura mais números WVA em anexo Dispositivo de Aviso Avisador de Desgaste Com parafuso da maxila Com Acessórios		230/231x47		Diâmetro/diâmetro max. x profundidade
Os jogos de pastilhas de travão ATE estão homologados pelo Ministério dos Transportes Alemão (ABE) e conforme as normas ECE-R-90, tendo a mesma origem de fabrico e sendo sujeitas aos mesmos testes que as pastilhas instaladas de origem.					03.0137-0xxx.2 → 03.0137-9xxx.2 →	650xxx 669xxx	Maxilas Kit de Montagem
					185x31 AUT Heb Zub		Diâmetro x Lagura com regulação automática com alavanca com acessório
	24.01dd-xxxx.x → 24.03dd-xxxx.x →	4ddxxx 5ddxxx	Disco de Travão Disco de Travão PowerDisc dd = espessura (por ex. 24.0322- : espessura = 22)		03.0420-xxdd.3 → 03.0520-xxdd.3 →	68xxdd 69xxdd	Kit original ATE TopKit original ATE (cilindro de roda + maxilas + kit de montagem) dd = medida nominal do cilindro da roda
	284 22 20 V L PD B V L S PD		Diâmetro / espessura / espessura mínima Revestido Ventilado Liga de Carbono Parafuso de fixação PowerDisc da ATE			03.0137-0xxx.2 → 03.0137-9xxx.2 →	650xxx 669xxx
A utilização de um disco PowerDisc no eixo traseiro apenas está permitida em conjunto com a colocação de um disco PowerDisc no eixo dianteiro. Conforme a lei alemã respeitante ao regulamento do trânsito (StVZO), a homologação nacional (ABE-Allgemeine Betriebserlaubnis) para a utilização do PowerDisc nas estradas alemãs é válida. Em outros países podem ser necessários outras homologações para além da mencionada, para permitir a utilização no livre trânsito.					185x31 AUT Heb Zub		Diâmetro x Lagura com regulação automática com alavanca com acessórios
					24.07xx-xxxx.x →	36nnnn	Sensor de Roda ABS
nnnn = Os quatro últimos dígitos são números sequenciais.							
dd = Medida nominal							
Cópias integrais ou parciais deste catálogo estão interditas salvo autorização prévia. Reclamações motivadas por informação constante neste catálogo não serão aceites. Reservamo-nos ao direito de proceder a alterações de construção ou desenho sem aviso prévio. Quando indicamos a referência de origem, tal destina-se apenas para efeito de comparação. Não é permitido utilizar essa informação nas facturas emitadas ao proprietário do veículo.							
A diversidade de modelos de viaturas e de peças de substituição nem sempre permite uma conversão exacta. Por esta razão agradecemos que leia atentamente as correspondentes notas e descrições indicadas neste catálogo.							

Как пользоваться каталогом K23-F

Группы продукции	Тип автомобиля	период монтажа (от/до)	Номер артикула ATE	Ссылка (артикул)	
Передний мост/ задний мост	Номер шасси томобия kW	Ссылка (автомобиль)	Короткий номер	артикул	
AUDI A4 CABRIO (02-)					
	1,8 T 1,8 T Quattro 2,0 2,0 TFSI	8E-55-999999 04.02 05.03 08.06 05.04 08.06 08.06	PR: 1LB,1LE PR: 1LB,1LE PR: 1LB,1LE PR: 1LB,1LE	24.0113-0178.1 24.0313-0178.1 413178 513178	+ ESP + ESP 256 12,9 11,0 ATE 256 12,9 11,0 PD ATE
*	**			***	****

*Группы продукции



Колодки дисковых тормозов ATE Ceramic



Колодки барабанных тормозов



Тормозной диск Усиленный торм. диск ATE PowerDisc



Тормозной барабан



Датчик колеса



Комплект „ATE Original Kit“ Комплект „ATE Original TopKit“



ормоза

**Вид рулевого управления

- ◀ Автомобиль с левым рулем
- ▶ Автомобиль с правым рулем

****Производитель

ADV	Advics
ATE	Continental Teves (ATE)
AKE	Akebono
AIS	Aisin
AP	AP Lockheed
BDX	Bendix
BOS	Bosch
BRE	Brembo
CIT	Citroën
DEL	Delco
FI	Fiat
FTE	FTE Automotive
LUC	Lucas (TRW)
MAN	Mando
NIS	Nissin
PER	Perrot
SUM	Sumitomo
TOK	Tokico
VW	Volkswagen

***Место установки














- ↕ спереди
- ↕ сзади
- ↔ слева
- ↔ справа
- ◻ слева спереди
- ◻ слева снизу
- ◻ справа спереди
- ◻ справа внизу
- ◻ в середине
- ◻ сверху
- ◻ снизу
- ◻ передняя ось
- ◻ передняя ось слева
- ◻ передняя ось справа
- ◻ задняя ось
- ◻ задняя ось слева
- ◻ задняя ось справа

Все данные расположения всегда относятся к направлению движения







Сокращения

-	без/не	D =	диаметр	S	винт фиксирующий / болтом суппорта	седан
+	с/только/для	Gz	Цилиндр датчик	THz	Двуполостной главный тормозной цилиндр	универсал
AUT	автоматической регулировкой	HEB	рычагом	V	вентилируемый	купе
B	покрытое	HZ	Главный цилиндр	WE	Сигнальное устройство	кабриолет
BG	Ограничитель тормозных сил	L	легированный / высокоуглеродистый	WK	сигнальным контактом	автобус
BR	Регулятор тормозного сил	L	легированный / высокоуглеродистый	Zub	принадлежностями	фургон
BRE	Вкручивающийся регулятор	L =	Длина			хетчбэк
BRES	Набор вкручивающихся регуляторов	Nz	Принимающий цилиндр			платформа/шасси
BRL	Регулятор тормозных сил, зависимый от нагрузки	PD	PowerDisc			серия
		Rz	Колесный тормозной цилиндр			DKW мастер класс/ специальный/ универсальный
		RzR	Колесный тормозной цилиндр со встроенным регулятором			FAUN электрокар (Крака)
				2-дверный		грузовой автомобиль
				3-дверный		
				4-дверный		
				5-дверный		

Информация об изделиях

		КОРОТКИЙ НОМЕР				КОРОТКИЙ НОМЕР			
	13.0460-xxxx.2 → 13.0470-xxxx.2 → 13.0460-0xxx.2 → 24.8190-xxxx.2 →	60xxxx LDxxxx 610xxx 62xxxx	Колодки для дисковых тормозов ATE Ceramic Монтажный комплект Сигнальный контакт		24.02dd-dxxx.x →	48nnnn	Тормозной барабан (напр., 24.0223-0: Ø=230)		
	20034 15,0 + WE WK S Zub				230/231×47		Диаметр /Максимальный диаметр x глубина		
	24.01dd-xxxx.x → 24.03dd-xxxx.x →	4ddxxx 5ddxxx	Тормозной диск ATE PowerDisc dd = толщина (напр., 24.0322- : толщина = 22)		03.0137-0xxx.2 → 03.0137-9xxx.2 →	650xxx 669xxx	Колодки барабанных тормозов Монтажный комплект		
	284 22 20 V L PD B V L S PD				185×31 AUT Heb Zub		Диаметр x ширина с автоматической регулировкой с рычагом с принадлежностями		
	Комплекты тормозных колодок имеют Общий допуск к эксплуатации (нем. сокр.: ABE) или гомологацию в соответствии с ECE-R90, либо произведены на том же предприятии с той же системой обеспечения качества, как и колодки, предусмотренные производителем автомобиля.					03.0420-xxdd.3 → 03.0520-xxdd.3 →	68xxdd 69xxdd	Комплект „ATE Original Kit“ Комплект „ATE Original TopKit“ (колесный тормозной цилиндр + колодки барабанного тормоза + монтажный комплект) dd = номинальные размеры колесного тормозного цилиндра	
	Использование тормозного диска PowerDisc на заднем мосту возможно только при одновременной установке диска PowerDisc на переднем мосту. Общее разрешение на эксплуатацию (ABE) дисков PowerDisc действует на немецких дорогах в соответствии с Правилами допуска транспортных средств к движению (StVZO). В других странах помимо этого могут потребоваться другие экспертные заключения для эксплуатации в дорожном движении.					03.0137-0xxx.2 → 03.0137-9xxx.2 →	650xxx 669xxx	Стояночный тормоз (Колодки барабанных тормозов) Монтажный комплект	
				185×31 AUT Heb Zub		Диаметр x ширина с автоматической регулировкой с рычагом с принадлежностями			
					24.07xx-xxxx.x →	36nnnn	Колесный датчик		
nnnn = последние четыре цифры соответствуют номеру по порядку.									
dd = номинальный размер									
Воспроизведение данного издания, в том числе частичное, допускается только с нашего разрешения. Претензии на возмещение ущерба на основании приводимых в данном каталоге сведений не признаются. Сохраняем за собой право на изменение конструкции. Если в нашей документации содержится ссылка на номера запасных частей какого-либо производителя автомобилей, то это служит только для сравнения. Использование такого рода сведений в счетах, адресованных производителям автомобилей, не допускается.									
Вследствие того, что некоторые производители автомобилей предлагают широкий спектр моделей и запасных частей, их не всегда можно точно сочетать. Просим Вас в связи с этим обращать особое внимание на примечания и описания заменяемых деталей, содержащиеся в данном каталоге.									

Jak používat K23-F

Skupiny produktů	Typ vozidla	Doba vestavby (od/do)	Katalogové číslo ATE	Upozornění (díl)
Přední/zadní náprava	Číslo podvozku	Upozornění (vozidlo)	Zkratkové číslo	Definice
				
AUDI A4 CABRIO (02-)				
	1,8 T 1,8 T Quattro 2,0 2,0 TFSI	120 120 96 120	8E-55-999999 04.02 05.03 08.06 05.04 08.06 08.06	PR: 1LB,1LE PR: 1LB,1LE PR: 1LB,1LE PR: 1LB,1LE
			24.0113-0178.1 24.0313-0178.1	413178 513178
				+ ESP + ESP
				256 12,9 11,0 ATE 256 12,9 11,0 PD ATE

*Skupiny výrobků



Obložení kotoučové brzdy ATE Ceramic



Čelisti bubnové brzdy



Brzdový kotouč ATE PowerDisc



Brzdový buběn



Senzor kola



ATE Original Kit ATE Original TopKit



Čelisti bubnové brzdy pro parkovací brzdu

**Druh řízení

- ◀ Volant vlevo
- ▶ Volant vpravo

****Označení výrobce

ADV	Advics
ATE	Continental Teves (ATE)
AKE	Akebono
AIS	Aisin
AP	AP Lockheed
BDX	Bendix
BOS	Bosch
BRE	Brembo
CIT	Citroën
DEL	Delco
FI	Fiat
FTE	FTE Automotive
LUC	Lucas (TRW)
MAN	Mando
NIS	Nissin
PER	Perrot
SUM	Sumitomo
TOK	Tokico
VW	Volkswagen

***Montážní poloha

- ⬆️ vpředu
- ⬇️ vzadu
- ⬅️ vlevo
- ➡️ vpravo
- ⬆️ vlevo nahoře
- ⬇️ vlevo dole
- ⬆️ vpravo nahoře
- ⬇️ vpravo dole
- ⬆️ uprostřed
- ⬆️ nahoře
- ⬇️ dole
- ⬆️ nahoře
- ⬆️ vlevo nahoře
- ⬆️ vpravo nahoře
- ⬇️ dole
- ⬆️ vlevo dole
- ⬆️ vpravo dole













Veškeré údaje o pozicích jsou vždy vztaženy na směr jízdy.

Zkratky

-	Bez / ne	HEB	Pákou	V	Větráný	Kupé
+	S / jen / pro	HZ	Hlavní válec	WE	Výstražné zařízení	Kabriolet
AUT	Automatickým seřizováním	L	Legovaný/vysoce nauhličený	WK	Výstražným kontaktem	Autobus
B	Opatřený povlakem	L =	Délka	Zub	Příslušenstvím	Skříňová dodávka
BG	Omezovač brzdě síly	Nz	Válec snímače			Splývavá zád'
BR	Regulátor brzdě síly	PD	PowerDisc			Pick-up/podvozek
BRE	Regulátor k zašroubování	Rz	Kolový váleček	2dvěřový		Série
BRES	Sada regulátorů k zašroubování	RzR	Kolový váleček s integrovaným regulátorem	3dvěřový		DKW mistrovská třída/speciální třída/univerzální třída
BRL	regulátor brzdě síly závislý na zátěži	S	Upevňovací šroub / šroubem třmenu	4dvěřový		FAUN čtyřkolka (Kraka)
D =	Průměr	THz	Tandemový hlavní válec	5dvěřový		Dodávkový automobil
Gz	Válec vysílače			Sedan		
				Kombi		



Informace o výrobku

		ZKRATKOVÉ ČÍSLO				ZKRATKOVÉ ČÍSLO	
	13.0460-xxxx.2 → 13.0470-xxxx.2 → 13.0460-0xxx.2 → 24.8190-xxxx.2 →	60xxxx LDxxxx 610xxx 62xxxx	Obložení kotoučové brzdy ATE Ceramic Montážní sada Výstražný kontakt		24.02dd-dxxx.x →	48nnnn	Brzdový buben (nap. 24.0223-0: Ø=230)
	20034 15,0 + WE WK S Zub		WVA číslo / tloušťka další čísla WVA viz dodatek Výstražné zařízení s výstražným kontaktem se šroubem třmenu s příslušenstvím		230/231x47		Průměr / maximální průměr x hloubka
	24.01dd-xxxx.x → 24.03dd-xxxx.x →	4ddxxx 5ddxxx	Brzdový kotouč ATE PowerDisc dd = tloušťka (p.ex. 24.0322- : épaisseur = 22)		03.0137-0xxx.2 → 03.0137-9xxx.2 →	650xxx 669xxx	Čelisti bubnové brzd Montážní sada
	284 22 20 V L PD B V L S PD		Průměr/tloušťka/minimální tloušťka Opatřený povlakem větraný legovaný/vysoce nauhličený Upevňovací šroub ATE PowerDisc		185x31 AUT Heb Zub		Průměr x šířka s automatickým seřizováním s pákou s příslušenstvím
Sady brzdového obložení mají Všeobecné povolení k provozu (ABE) nebo homologaci podle ECE-R90, resp. pocházejí z téže výroby a podléhají stejnému řízení jakosti jako obložení plánované výrobcem vozidla.					03.0420-xxdd.3 → 03.0520-xxdd.3 →	68xxdd 69xxdd	ATE Original Kit ATE Original TopKit (Kolový váleček + čelisti bubnové brzdy + montážní sada) dd = jmenovitý rozměr kolového válečku
Použití kotouče PowerDisc na zadní nápravě je dovoleno jen s nasazením kotouče PowerDisc na přední nápravě. Všeobecné povolení k provozu (ABE) pro použití brzdových kotoučů PowerDisc platí na německých silnicích podle pravidel o schvalování způsobilosti k provozu na pozemních komunikacích (StVZO). V ostatních zemích jsou případně pro použití v silničním provozu navíc zapotřebí další posudky.					03.0137-0xxx.2 → 03.0137-9xxx.2 →	650xxx 669xxx	Parkovací brzda (čelisti bubnové brzdy) Montážní sada
					185x31 AUT Heb Zub		Průměr x šířka s automatickým seřizováním s pákou s příslušenstvím
					24.07xx-xxxx.x →	36nnnn	Senzor kola
nnnn = Poslední čtyři čísla odpovídají počtu							
dd = jmenovitý rozměr							
Rozmnožování, i jen jednotlivých částí, je dovoleno jen s naším souhlasem. Nároky na náhradu na základě údajů v tomto katalogu nemohou být uznávány. Změny konstrukce vyhrazeny. Pokud se v našich podkladech odvoláváme na číslo náhradního dílu výrobce vozidla, slouží to jen pro účely porovnání. Používání takovýchto údajů ve fakturách vystavovaných majitelům vozidel není přípustné.							
Rozmanitost modelů a náhradních dílů některých výrobců vozidel nedovoluje vždy přesné přiřazení. Věnujte proto prosím zvláštní pozornost poznámkám a popisům náhradních dílů uvedeným v katalogu.							

Tak należy korzystać z K23-F

Grupy produktów		Typ pojazdu		Czas montażu (od/do)		Numer artykułu ATE		Uwaga (artykuł)			
Oś tylna / przednia		Numer podwozia		Uwaga (pojazd)		Numer skrócony		Definicja			
kW											
AUDI A4 CABRIO (02-)											
	1,8 T 1,8 T Quattro 2,0 2,0 TFSI	◀ 120 ◀ 120 ◀ 96 ◀ 120	8E-55-400001	04.02 05.03 05.04	08.06 08.06 08.06	PR: 1LB,1LE PR: 1LB,1LE PR: 1LB,1LE	24.0113-0178.1 24.0313-0178.1	413178 513178	+ ESP + ESP	256 12,9 11,0 256 12,9 11,0 PD	ATE ATE
*		**						***		****	

*Grupy produktów



Klocki do hamulców tarczowych ATE Ceramic



Szczęki hamulca bębnowego



Tarcza hamulcowa ATE PowerDisc



Bęben hamulca



Czujnik koła



ATE Original Kit ATE Original TopKit



Szczęki hamulca bębnowego do hamulca postojowego

**Rodzaj układu kierowniczego

- ◀ z kierownicą z lewej strony
- ▶ z kierownicą z prawej strony

****Producent

ADV	Advics
ATE	Continental Teves (ATE)
AKE	Akebono
AIS	Aisin
AP	AP Lockheed
BDX	Bendix
BOS	Bosch
BRE	Brembo
CIT	Citroën
DEL	Delco
FI	Fiat
FTE	FTE Automotive
LUC	Lucas (TRW)
MAN	Mando
NIS	Nissin
PER	Perrot
SUM	Sumitomo
TOK	Tokico
VW	Volkswagen

***Pozycja montażu














- ⬆ z przodu
- ⬇ z tyłu
- ◀ z lewej strony
- ▶ z prawej strony
- ◻ z lewej strony u góry
- ◻ z lewej strony na dole
- ◻ z prawej strony u góry
- ◻ z prawej strony na dole
- ◻ po środku
- ⬆ u góry
- ⬇ na dole
- ◻ Oś przednia
- ◻ z lewej strony z przodu
- ◻ z prawej strony z przodu
- ◻ Oś tylna
- ◻ z lewej strony z tyłu
- ◻ z prawej strony z tyłu

Poszczególne pozycje zawsze w odniesieniu do kierunku jazdy.







Skróty

-	Bez / nie	Gz	Pompa sprzęgła	S	Śruba łącząca / śruba zacisku hamulca	Limuzyna
+	Z / tylko / do	HEB	Dźwignią	THz	Pompa hamulcowa typu tandem	Kombi
AUT	Automatyczną regulacją	HZ	Pompa hamulcowa	V	Wentylowane	Coupe
B	Powlekane	L	Stopowe / z dużą zawartością węgla	WE	Urządzenie ostrzegawcze	Cabriolet
BG	Ogranicznik siły hamowania	L =	Długość	WK	Stykem ostrzegawczym	Bus
BR	Regulator siły hamowania	Nz	Silownik wysprzęglający	Zub	Osprzętem	Van
BRE	Regulator wkręcany	PD	PowerDisc		Przewód hamulcowy + rurociąg Dwudrzwiowy	Hatchback
BRES	Zestaw regulatorów wkręcanych	Rz	Cylinder hamulcowy koła		Trzydrzwiowy	Pickup/podwozie
BRL	Regulator siły hamowania w zależności obciążenia	RzR	Cylinder hamulcowy koła ze zintegrowanym regulatorem		Czterodrzwiowy	Seria
D =	Średnica				Pięciodrzwiowy	DKW klasa master/klasa specjalna/klasa uniwersalna
						FAUN quad
						Transporter




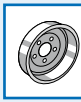



Informacje o artykułach

		NUMER SKRÓCONY				NUMER SKRÓCONY	
	13.0460-.2 →	60	klocki do hamulców tarczowych ATE Ceramic komplet do montażu styk ostrzegawczy		24.02dd-dxxx.x →	48nnnn	bęben hamulcowy (np. 24.0223-0: [=230])
	13.0470-.2 →	LDxxxx			230/231x47		średnica /maksymalna średnica x głębokość
	13.0460-.2 →	610xxx					
	24.8190-.2 →	62					
	20034 15,0 + WE WK S Zub		numer WVA / grubość dalsze numery WVA patrz w załączniku urządzenie ostrzegawcze ze stykiem ostrzegawczym ze śrubą zacisku hamulca z osprzętem		03.0137-0xxx.2 →	650xxx	szczęki hamulca tarczowego komplet do montażu
					03.0137-9xxx.2 →	669xxx	
					185x31 AUT Heb Zub		średnica x szerokość z automatyczną regulacją z dźwignią z osprzętem
Komplety klocków hamulcowych posiadają ogólne dopuszczenie do eksploatacji (ABE) lub homologację wg ECE-R90, względnie pochodzą z tej samej produkcji i podlegają takim samym reżimom jakościowym jak klocki hamulcowe przewidziane przez producenta pojazdu.					03.0420-xxdd.3 →	68xxdd	ATE original Kit ATE original TopKit (cylinder hamulcowy koła + szczęki hamulców bębnowych + zestaw do montażu) dd = wymiar znamionowy cylindra hamulcowego koła
					03.0520-xxdd.3 →	69xxdd	
	24.01dd-xxxx.x →	4ddxxx	tarcza hamulcowa ATE PowerDisc dd = grubość (np. 24.0322- : grubość = 22)		03.0137-0xxx.2 →	650xxx	hamulec postojowy (szczęki hamulców bębnowych) zestaw do montażu
	24.03dd-xxxx.x →	5ddxxx				03.0137-9xxx.2 →	
	284 22 20 V L PD B V L S PD		średnica/grubość/minimalna grubość Powlekane wentylowane stopowe/z dużą zawartością węgla Śruba łącząca ATE PowerDisc		185x31 AUT Heb Zub		średnica x szerokość z automatyczną regulacją z dźwignią z osprzętem
					24.07xx-xxxx.x →	36nnnn	czujnik koła
Zastosowanie PowerDisc na osi tylnej jest dopuszczalne tylko w połączeniu z użytymi PowerDisc na osi przedniej. Zgodnie z StVZO [niemieckimi przepisami o dopuszczeniu pojazdów do ruchu drogowego] przy używaniu PowerDisc na niemieckich drogach obowiązuje świadectwo homologacji (ABE). W innych krajach do jego zastosowania w ruchu drogowym wymagane są kolejne ekspertyzy.							
nnnn = ostatnie cztery cyfry odpowiadają kolejnemu numerowi.							
dd = wymiar znamionowy							
Drukowanie, również fragmentami, dozwolone jest wyłącznie za naszą zgodą. Roszczenia odszkodowawcze wynikające z informacji zawartych w niniejszym katalogu nie będą uznawane. Zastrzega się możliwość zmian konstrukcyjnych. O ile w naszej dokumentacji odnosimy się do numeru części zamiennych producenta pojazdu, to służy to wyłącznie celom porównawczym. Stosowanie tego rodzaju informacji w rachunkach wystawianych posiadaczom pojazdów nie jest dozwolone.							
Wielość modeli i części zamiennych kilku producentów pojazdów nie zawsze pozwala na dokładne przyporządkowanie. Z tego względu prosimy o zwracanie szczególnej uwagi na podane w katalogu uwagi i opisy części zamiennych.							

Έτσι χρησιμοποιείτε τον K23-F

Ομάδες προϊόντων	Τύπος αυτοκινήτου	Χρονικό διάστημα τοποθέτησης (από/έως)	Αριθμός προϊόντος ATE	Υπόδειξη (προϊόν)	
Μπροστινός άξονας/πίσω άξονας	Αριθμός πλαισίου kW	Υπόδειξη (όχημα)	Σύντομος κωδικός	Ορισμός	
					
AUDI A4 CABRIO (02-)					
 1,8 T 1,8 T Quattro 2,0 2,0 TFSI	◀ 120 ◀ 120 ◀ 96 ◀ 120 8E-55-400001	8E-55-999999 04.02 05.03 05.04 08.06 08.06 08.06	PR: 1LB,1LE PR: 1LB,1LE PR: 1LB,1LE PR: 1LB,1LE	24.0113-0178.1 413178 24.0313-0178.1 513178 + ESP + ESP	256 12,9 11,0 ATE 256 12,9 11,0 PD ATE
*	**			***	

*Μπροστινός

	Τακάκια δισκόφρενων (φερμουί) ATE Ceramic		Σιαγόνες τυμπάνου πέδησης
	Δίσκος φρένου ATE PowerDisc		Τύμπανο πέδησης
	Αισθητήρας τροχού		ATE Original Kit ATE Original TopKit
			Σιαγόνες τυμπάνου πέδησης για χειρόφρενο

**Τρόπος διεύθυνσης

- ◀ Αριστεροτίμονα οχήματα
- ▶ Δεξιότιμονα οχήματα

****Κατασκευαστής

ADV	Advics
ATE	Continental Teves (ATE)
AKE	Akebono
AIS	Aisin
AP	AP Lockheed
BDX	Bendix
BOS	Bosch
BRE	Brembo
CIT	Citroën
DEL	Delco
FI	Fiat
FTE	FTE Automotive
LUC	Lucas (TRW)
MAN	Mando
NIS	Nissin
PER	Perrot
SUM	Sumitomo
TOK	Tokico
VW	Volkswagen

***Θέση τοποθέτησης














<input checked="" type="checkbox"/>	Μπροστά
<input checked="" type="checkbox"/>	Πίσω
<input type="checkbox"/>	αριστερά
<input checked="" type="checkbox"/>	δεξιά
<input checked="" type="checkbox"/>	αριστερά επάνω
<input checked="" type="checkbox"/>	αριστερά κάτω
<input checked="" type="checkbox"/>	δεξιά επάνω
<input checked="" type="checkbox"/>	δεξιά κάτω
<input checked="" type="checkbox"/>	μέση
<input checked="" type="checkbox"/>	επάνω
<input checked="" type="checkbox"/>	κάτω
<input checked="" type="checkbox"/>	Μπροστινός άξονας
<input checked="" type="checkbox"/>	αριστερά μπροστά
<input checked="" type="checkbox"/>	δεξιά μπροστά
<input checked="" type="checkbox"/>	Πίσω άξονας
<input checked="" type="checkbox"/>	αριστερά πίσω
<input checked="" type="checkbox"/>	δεξιά πίσω

Όλες οι ενδείξεις θέσεως ανταποκρίνονται πάντα στην κατεύθυνση οδήγησης

Βραχυγραφίες

-	χωρίς / εκτός	D =	Διάμετρος	S	Βίδα στερέωσης / βίδα δίχαλου πέδησης	Λιμουζίνα
+	με / μόνο / για	Gz	Εντολοδότης κύλινδρος	THz	Διπλός κεντρικός κύλινδρος	Στείσον
AUT	αυτόματη επαναρρύθμιση	HEB	μοχλό	V	αεριζόμενο	Κουπέ
B	επικαλυμμένος	HZ	Κεντρικός κύλινδρος	WE	Διάταξη προειδοποίησης	Κάμπριο
BG	Διάταξη περιορισμού δύναμης πέδησης	L	χαλυβόκραμα / υψηλή ανθράκωση	WK	επαφή προειδοποίησης	Λευφορείο
BR	Ρυθμιστής δύναμης πέδησης	L =	Μήκος	Zub	εξαρτήματα	Κλούβα
BRE	Βιδωτός ρυθμιστής	Nz	Εντολοδόχος κύλινδρος			Λίφτημακ
BRES	Σετ βιδωτού ρυθμιστή	PD	PowerDisc			Ανοιχτό φορτηγάκι/Πλαίσιο
BRL	Ρυθμιστής δύναμης πέδησης ανάλογα της φόρτισης	Rz	Κύλινδρος τροχού	2-πορτο		Σειρά
		RzR	Κύλινδρο τροχού με ενσωματωμένο ρυθμιστή	3-πορτο		DKW Κύρια κατηγορία/Ειδική κατηγορία/Γενικής χρήσης
				4-πορτο		FAUN Αυτοκίνητο όχημα (Kraka)
				5-πορτο		Μικρό φορτηγό

Πληροφορίες προϊόντος

		ΣΥΝΤΟΜΟΣ ΚΩΔΙΚΟΣ				ΣΥΝΤΟΜΟΣ ΚΩΔΙΚΟΣ	
	13.0460-2 →	60	Τακάκια δισκόφρενων ATE Ceramic Στάνταρ τακάκια φρένων Επαφή προειδοποίησης		24.02dd-dxxx.x →	48nnnn	Τύμπανο πέδησης (π.χ. 24.0223-0: Ø=230)
	13.0470-2 →	LDxxxx			230/231x47		Διάμετρος/ Μέγιστη διάμετρος x Βάθος
	13.0460-2 →	610xxx	Αριθμός WVA/ Πάχος για περαιτέρω αριθμούς WVA βλέπε παράρτημα Διάταξη προειδοποίησης με επαφή προειδοποίησης με βίδα δίχαλου πέδησης με εξαρτήματα		03.0137-0xxx.2 →	650xxx	Σιαγόνες τυμπάνου πέδησης Σετ τοποθέτησης
	24.8190-2 →	62			03.0137-9xxx.2 →	669xxx	Διάμετρος x Πλάτος με αυτόματη επαναρρύθμιση με μοχλό με εξαρτήματα
	20034 15,0 + WE WK S Zub				185x31 AUT Heb Zub		
Τα σετ τακακιών των φρένων έχουν μια γενική άδεια λειτουργίας (ABE) ή μια κατασκευή κατά ECE-R90, ή προέρχονται από την ίδια κατασκευή και υπόκεινται στους ίδιους κανονισμούς εξασφάλισης της ποιότητας, όπως τα προβλεπόμενα από τον κατασκευαστή του οχήματος τακάκια των φρένων.							
	24.01dd-xxxx.x →	4ddxxx	Δίσκος φρένου ATE PowerDisc dd = πάχος (π.χ. 24.0322- : thickness = 22)		03.0420-xxdd.3 →	68xxdd	Γνήσιο Kit ATE Γνήσιο TopKit ATE (κύλινδροι τροχού + σιαγόνες ταμπουρόφρενων + σετ τοποθέτησης) Σετ τοποθέτησης
	24.03dd-xxxx.x →	5ddxxx			03.0520-xxdd.3 →	69xxdd	
	284 22 20 V L PD B V L S PD		Διάμετρος / Πάχος / Ελάχιστο πάχος επικαλυμμένος αεριζόμενο χαλυβόκραμα / υψηλή ανθράκωση Βίδα στερέωσης ATE PowerDisc		03.0137-0xxx.2 →	650xxx	Χειρόφρενο (σιαγόνες τυμπάνου πέδησης) zestaw do montażu
			03.0137-9xxx.2 →		669xxx	Διάμετρος x Πλάτος με αυτόματη επαναρρύθμιση με μοχλό με εξαρτήματα	
Η χρήση ενός PowerDisc στον πίσω άξονα επιτρέπεται μόνο σε συνδυασμό με τη χρήση ενός PowerDisc στον μπροστινό άξονα. Η Γενική Άδεια Λειτουργίας (ABE) για τη χρήση του PowerDisc στους γερμανικούς δρόμους σύμφωνα με τον StVZO (κανονισμός απογραφής, ταξινόμησης και θέσης οχημάτων σε κυκλοφορία) είναι έγκυρη. Σε άλλες χώρες πέραν αυτού είναι ενδεχομένως απαραίτητες περαιτέρω γνωμοδοτήσεις για τη χρήση στην οδική κυκλοφορία.					24.07xx-xxxx.x →	36nnnn	Αισθητήρας τροχού
<p>nnnn = Τα τελευταία τέσσερα ψηφία αντιστοιχούν σε έναν αριθμό αρίθμησης.</p> <p>dd = Ονομαστική διάσταση</p> <p>Η επανεκτύπωση, επίσης και αποσπασματικά, επιτρέπεται μόνο με την έγκρισή μας. Οι αξιώσεις αντικατάστασης βάσει των στοιχείων αυτού του καταλόγου δεν μπορούν να αναγνωριστούν. Διατηρούμε το δικαίωμα των κατασκευαστικών αλλαγών. Στο βαθμό που αναφερόμαστε στα έγγρατά μας στους αριθμούς ανταλλακτικών του κατασκευαστή του οχήματος, χρησιμεύει μόνο για λόγους σύγκρισης. Μια χρήση αυτών των στοιχείων σε λογαριασμούς που απευθύνονται στον ιδιοκτήτη του οχήματος δεν επιτρέπεται.</p> <p>Ο μεγάλος αριθμός μοντέλων και ανταλλακτικών μερικών κατασκευαστών οχημάτων δεν επιτρέπει πάντοτε ένα ακριβή καταμερισμό. Προσέξτε παρακαλώ γι' αυτό ιδιαίτερα τις σχετικές παρατηρήσεις σ' αυτόν τον κατάλογο και τις περιγραφές των ανταλλακτικών εξαρτημάτων.</p>							

K23-F'i Broşürünü Nasıl Kullanacaksınız

Ürün grubu	Araç tipleri	Montaj süresi (tarih aralığı)	ATE-Ürün numarası (uzun)	Tanım (Ürün)
Ön-/Arka aks	Araç şasi numarası (tarih aralığı)	Tanım (Araç)	ATE-Ürün numarası (kısa)	Ürün
AUDI A4 CABRIO (02-)				
	1,8 T 1,8 T Quattro 2,0 2,0 TFSI	120 120 96 120	8E-55-999999 04.02 05.03 08.06 05.04 08.06 08.06	PR: 1LB,1LE PR: 1LB,1LE PR: 1LB,1LE PR: 1LB,1LE
			24.0113-0178.1 24.0313-0178.1	413178 513178
				+ ESP + ESP
				256 12,9 11,0 256 12,9 11,0 PD
				ATE ATE
*	**		***	****

*Ürün grupları

	Disk Fren Balatası (Pad) ATE Ceramic		Fren pabuçları
	Fren diskisi ATE Fren Diskleri		Fren kampanası
	Fren Sensörü		ATE Orijinal Tamir Takımı ATE Orijinal Komple Tamir Takımı
			Tamburlu Fren Pabucu El Freni için

**Direksiyon türü

- ◀ Soldan Direksiyonlu araçlar
- ▶ Sağ direksiyon araçlar

****Üretici firma tanımı

ADV	Advics
ATE	Continental Teves (ATE)
AKE	Akebono
AIS	Aisin
AP	AP Lockheed
BDX	Bendix
BOS	Bosch
BRE	Brembo
CIT	Citroën
DEL	Delco
FI	Fiat
FTE	FTE Automotive
LUC	Lucas (TRW)
MAN	Mando
NIS	Nissin
PER	Perrot
SUM	Sumitomo
TOK	Tokico
VW	Volkswagen

***Montaj pozisyonu














	ön
	arka
	sol
	sağ
	sol ön
	sol arka
	sağ ön
	sağ arka
	orta
	üst
	alt
	ön aks
	sol ön aks
	sağ ön aks
	arka aks
	sol arka aks
	sağ arka aks

Tüm pozisyon verileri sürüş yönüne göre.










Kısaltmalar

-	Hariç / değil	HEB	Levyeli	THz	Tandem Merkezi	Station wagon
+	İle / sadece / için	HZ	Fren Merkez Silindiri		Fren Hidrolik Silindiri	Coupe
AUT	Otomatik boşluk ayarlayıcı	L	Alaşım / karbonlanmış	V	Havalandırma	Cabrio
B	Kaplamalı	L =	Uzunluk	WE	İkaz mekanizması	Otobüs
BG	Fren Güç Regülatörü	Nz	Alıcı silindir	WK	Balata aşınma sensörü	Kapalı kasa kamyonet
BR	Fren Basınç Regülatörü	PD	PowerDisc	Zub	Aksesuarlı	Hatchback
BRE	Vidalı tip Regülatör	Rz	Hidrolik Fren Silindiri			Açık kasa kamyonet/Şasi
BRES	Vidalı Tip Regülatör Seti	RzR	Entegre Fren Düzeltme			Seri
BRL	Ağırlığa duyarlı Fren Basınç Regülatörü	S	Sabitleme civatası / Kaliper civatalı	2 kapı		DKW master sınıf/özel sınıf/üniversal
D =	Çap			3 kapı		FAUN motorlu araç (Kraka)
Gz	Verici Silindir Debriyaj Silindiri			4 kapı		Transporter
				5 kapı		
				Sedan		

Ürün bilgileri

		KISA NUMARA				KISA NUMARA	
	13.0460-xxxx.2 → 13.0470-xxxx.2 → 13.0460-0xxx.2 → 24.8190-xxxx.2 →	60xxxx LD0xxxx 610xxx 62xxxx	Disc Fren Balatası (Pad) ATE Ceramic Montaj Takımı Balata Aşınma Sensörü		24.02dd-dxxx.x →	48nnnn	Fren Kampanaları (Örneğin: 24.02 23-0: Ø=230)
					230/231x47		Çap / Maksimum çap × derinlik
	20034 15,0 + WE WK S Zub		WVA-numarası / kalınlık diğer WVA-numaraları için eke bakım İkaz mekanizması Balata aşınma sensörü Kaliper civatalı Aksesuarlı		03.0137-0xxx.2 → 03.0137-9xxx.2 →	650xxx 669xxx	Kampanalı Fren Pabuçları Montaj Takımı
					185x31 AUT Heb Zub		Çap × genişlik Otomatik boşluk ayarlayıcı Levyeli aksesuarları ile birlikte
Fren Balataları Alman Federal Yol Emniyet Departmanının (ABE) ile uyumludur veya ECE - R 90 Talimatına uygundur. Yani, balatalar ana ekipman üretici firmasıyla aynı üretim ve kalite güvence süreçleri uyarınca üretilmiştir.					03.0420-xxdd.3 → 03.0520-xxdd.3 →	68xxdd 69xxdd	Orijinal ATE tamir takımı Komple ATE Tamir Takımı (Fren hidrolik silindiri + kampanalı fren pabuçları + montaj takımı) dd = Fren Hidrolik silindiri nominal ölçüsü
	24.01dd-xxxx.x → 24.03dd-xxxx.x →	4ddxxx 5ddxxx	Fren Diski ATE Fren Diski dd = Kalınlık (Örneğin: 24.0322 - Kalınlık = 22)		03.0137-0xxx.2 → 03.0137-9xxx.2 →	650xxx 669xxx	Park Freni (Kampanalı Fren Pabuçları) Montaj Tamir Takımı
	284 22 20 V L PD B V L S PD		çap / kalınlık / asgari kalınlık Kaplama havalandırma alaşım / karbonlanmış Sabitleme civatası ATE PowerDisc		185x31 AUT Heb Zub		Çap × Genişlik Otomatik Boşluk Ayarlayıcı Levyeli Aksesuarlı
Arka aksta PowerDisc fren diski ancak eğer ön aksta da bir PowerDisc fren diski varsa kullanılabilir. PowerDisc fren diskinin kullanılması için verilmiş olan Genel İşletim İznini (ABE), Alman Trafik Tescil İşlemleri Yönetmeliğine uygun olarak Alman karayollarında geçerlidir. Eğer bu fren diskinin başka ülkelerin karayollarında kullanılması öngörülüyorsa, bunun için ayrıca başka rapor ve belgelerin de alınması gerekebilir.					24.07xx-xxxx.x →	36nnnn	Fren Balatası aşınma sensörleri
nnnn = Son dört rakam mevcut bir numaraya karşılıktır.							
dd = Nominal çap							
Bu kataloğun içeriği ve kopyaları yalnız müsaade alınarak kullanılabilir. Bu kataloğtaki bilgileri baz alarak kullanılan parçalar yüzünden zarara uğranılması durumunda mesuliyet kullanıcıya aittir. Dizayn ve montaj değişiklikleri hakkı saklıdır. Dökümanımızda kullanılan araç üreticilerinin verdikleri parça numaraları sadece karşılaştırma içindir. Faturalarda araç üreticilerinin parça numaralarının kullanılmasına müsaade edilmez.							
Otomobil modellerindeki ve üretici firmaların çokluğu ve çeşitliliği her zaman her yedek parçanın tam olarak kullanılmasına imkan vermeyebilir. Bu nedenle notlara ve yedek parça talimatlarının içeriğine dikkat ediniz.							

这样使用 K23-F

产品组	车型	安装期间 (开始/结束)	说明 (整车)	说明 (零件)
前/后轴	车辆生产号 (自/至)	说明 (整车)	ATE-零件号 (短)	说明 (零件)
				
AUDI A4 CABRIO (02-)	kW			
	1,8 T 1,8 T Quattro 2,0 2,0 TFSI	8E-55-999999 8E-55-400001	04.02 05.03 08.06 05.04 08.06 08.06	PR: 1LB,1LE PR: 1LB,1LE PR: 1LB,1LE PR: 1LB,1LE
	120 120 96 120			24.0113-0178.1 24.0313-0178.1
				413178 513178
				+ ESP + ESP
				256 12,9 11,0 256 12,9 11,0 PD
				ATE ATE

*产品组

**转向机类型




***安装位置

	盘式制动摩擦片 ATE Ceramic		鼓式制动器后部
	制动盘 ATE PowerDisc		制动鼓
	车轮传感器		ATE 原装工具箱 ATE 原装上等工具箱
			用于停车制动的鼓式制动器后部

左舵
 右舵

**** 供应商标识

ADV	Advics
ATE	Continental Teves (ATE)
AKE	Akebono
AIS	Aisin
AP	AP Lockheed
BDX	Bendix
BOS	Bosch
BRE	Brembo
CIT	Citroën
DEL	Delco
FI	Fiat
FTE	FTE Automotive
LUC	Lucas (TRW)
MAN	Mando
NIS	Nissin
PER	Perrot
SUM	Sumitomo
TOK	Tokico
VW	Volkswagen














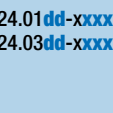



	前
	后
	左
	右
	左前
	左后
	右前
	右后
	中
	上
	下
	后轴
	左前轴
	右前轴
	后轴
	左后轴
	右后轴

所有的位置说明都参照汽车行驶方向。







缩写

-	无 / 否	HEB	带杠杆	WE	报警装置	客货两用车
+	含 / 仅有 / 用于	HZ	主缸	WK	报警触点	双门轿车
AUT	带自动调整	L	制成合金	Zub	带有附件	敞篷轿车
B	喷层的BG	L=	长			客车
BG	制动力限制器	Nz	输出缸			厢式汽车
BR	制动力调节器	PD	PowerDisc			阶背式车尾
BRE	旋入调节器	Rz	车轮制动缸	双门		载货平板 / 车辆底盘
BRES	旋入调节器组	RzR	车轮制动缸	三门		系列
BRL	与负载相关的制动力	S	固定するネジ	四门		DKW 大师级 / 特级 / 普通级
D=	直径	THz	鼓式制动器后部	五门		FAUN 军用越野车 (Kraka)
Gz	灰口铸铁 输出缸	V	通风	大型轿车		轻型载货车










		编号				编号	
		13.0460-xxxx.2 → 60xxxx 13.0470-xxxx.2 → LDxxxx 13.0460-0xxx.2 → 610xxx 24.8190-xxxx.2 → 62xxxx	盘式制动摩擦片 ATE Ceramic 安装组 报警触点			24.02dd-dxxx.x → 48nnnn 230/231x47	制动鼓 (如. 24.02 23 -0 :厚度=230) 直径 / 最大 直径 × 深度
		20034 15,0 + WE WK S Zub				WVA-号 / 厚度 其他WVA-号详见附件 报警装置 报警触点 带有牵引螺栓 带有附件	
制动摩擦片组有共同的使用条件 (AABE) 或者根据ECE-R90确认, 或者来自同一生产厂, 与汽车制造厂需要的摩擦片具有同样的功能保证						185x31 AUT Heb Zub	直径 × 宽 带自动调整 带杠杆 带附件
		24.01dd-xxxx.x → 4ddxxx 24.03dd-xxxx.x → 5ddxxx	制动盘 ATE PowerDisc dd = 厚度 (如.. 24.03 22 - : 厚度 = 22)			03.0420-xxdd.3 → 68xxdd 03.0520-xxdd.3 → 69xxdd	ATE 原装工具箱 ATE 原装高级工具箱 (车轮制动缸 + 鼓式制动-后部 + 安装组) dd = 额定尺寸 车轮制动缸
		284 22 20 V L PD B V L S PD	直径/厚度/最小厚度 コーティング仕上げ 通风 制成合金/高度碳化 固定するネジ ATE PowerDisc		03.0137-0xxx.2 → 650xxx 03.0137-9xxx.2 → 669xxx	停车制动 (鼓式制动后部) 安装组	
只有在前轴也使用刹车盘PowerDisc的情况下才允许在后轴上使用刹车盘PowerDisc。根据道路交通许可条例, 使用PowerDisc的一般操作许可证 (ABE)在德国道路上是有效的。在其它国家道路交通中的使用可能会需要其它鉴定意见。						185x31 AUT Heb Zub	直径 × 宽 带自动调整 带杠杆 带附件
						24.07xx-xxxx.x → 36nnnn	车轮传感器
nnnn = 最后四位数字是顺序号。							
dd = 额定尺寸							
简要的强调一下, 就是说必须经过我们的许可。基于该目录说明的替换要求没有进行说明。保留更改结构的权利。只要我们在我们的资料中提到了整车制造商的替代件编号, 只能用于比较。不允许在给用户的帐单中使用同样类型的说明。							
整车制造商多样化的车型和替代件不可能做到精确的划分。所以, 请您注意目录中的说明和替代件描述。							

カタログNo.23-Fのご利用法

製品グループ	車種	取り付け期間 (から/まで)	ATE商品番号(長)	情報(商品)
前車軸/後車軸	車台番号(から/まで)	情報(車両)	ATE商品番号(短)	商品
				
AUDI A4 CABRIO (02-)				
	1,8 T 1,8 T Quattro 2,0 2,0 TFSI	▲ 120 ▲ 120 ▲ 96 ▲ 120 8E-55-400001	8E-55-999999 04.02 05.03 08.06 05.04 08.06 08.06	PR: 1LB,1LE PR: 1LB,1LE PR: 1LB,1LE PR: 1LB,1LE
			24.0113-0178.1 413178 24.0313-0178.1 513178	? + ESP + ESP
				256 12,9 11,0 ATE 256 12,9 11,0 PD ATE
*	**		***	****

*製品グループ

	ディスクブレーキパッド ATE/Ceramic		ドラムブレーキシュー
	ブレーキディスク ATEパワーディスク		ブレーキドラム
	ホイールセンサー		ATEオリジナルキット ATEオリジナルトップ キット
			サイドブレーキ用 ドラムブレーキシュー


















**ステアリング形態

- ◀ 左ハンドル
- ▶ 右ハンドル

****メーカー略号

ADV	Advics
ATE	Continental Teves (ATE)
AKE	Akebono
AIS	Aisin
AP	AP Lockheed
BDX	Bendix
BOS	Bosch
BRE	Brembo
CIT	Citroën
DEL	Delco
FI	Fiat
FTE	FTE Automotive
LUC	Lucas (TRW)
MAN	Mando
NIS	Nissin
PER	Perrot
SUM	Sumitomo
TOK	Tokico
VW	Volkswagen















***取り付け位置


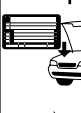




	前
	後ろ
	左
	右
	左前方
	左後方
	右前方
	右後方
	中央
	上
	下
	前車軸
	前車軸 左
	前車軸 右
	後車軸
	後車軸 左
	後車軸 右

位置表示は全て車の進行方向に即しています。

略語

-	の付いていない/なし	D =	直径	THz	タンデムマスターシリンダー	セダン
+	の付いた/のみ/~用の	Gz	マスターシリンダー	V	通気機能	ステーションワゴン
AUT	自動調整機能付き	HEB	レバー付き	WE	警告装置	クーペ
B	コーティング仕上げ	Hh	マスターシリンダー	WK	ウォーニングコンタクト付き	カブリオ
BG	ブレーキプレッシャーリ ーサー	L	合金/炭素繊維強化	Zub	付属品付き	バス
BR	ブレーキプレッシャーレ ーター	L =	長さ			バン
BRE	スクリュウインコントロー ラー	Nz	スレーブシリンダー			ハッチバック
BRES	スクリュウインコントロー ラー キット	PD	PowerDisc			ピックアップ/シャシー
BRL	ブレーキプレッシャーレ ーター 負荷により変化	Rz	ホイールシリンダー			シリーズ
		RzR	調整器組み込み ホ イールシリンダー	ブレーキチューブ + パイプライン		DKW マスタークラス/ スペシャルクラス/ユニバーサル
		S	固定するネジ / キャリパーネジ付き	2ドア		FAUN パワーカート(Kraka)
				3ドア		トランスポーター
				4ドア		
				5ドア		

		略番				略番	
	13.0460-xxxx.2 → 13.0470-xxxx.2 → 13.0460-0xxx.2 → 24.8190-xxxx.2 →	60xxxx LDxxxx 610xxx 62xxxx	ディスクブレーキパッド ATE / Ceramic 組み込みキット ウォーニングコンタクト		24.02dd-dxxx.x →	48nnnn	ブレーキドラム (例 24.0223-0: Ø=230)
	230/231x47		直径/最大直径 x 深さ				
	20034 15,0 + WE WK S Zub		WVA番号/厚さ さらなるWVA番号は補遺を参照。 警告装置 ウォーニングコンタクト付き キャリパーネジ付き 付属品付き		03.0137-0xxx.2 → 03.0137-9xxx.2 →	650xxx 669xxx	ドラムブレーキシュー 組み込みキット
					185x31 AUT Heb Zub		直径 x 幅 自動調整機能付き レバー付き 付属品付き
Bブレーキパッドキットは、一般使用許可(AABE)またはECE-R90による使用認可を受けているか、あるいはそれと同水準の製品であり、車両メーカーが設定したものと同等の品質保証を義務づけられています。					03.0420-xxdd.3 → 03.0520-xxdd.3 →	68xxdd 69xxdd	ATEオリジナルキット ATE オリジナルトップキット (ホイールシリンダー+ドラムブレーキシュー+組み込みキット) dd = 名目寸法 ホイールシリンダー
	24.01dd-xxxx.x → 24.03dd-xxxx.x →	4ddxxx 5ddxxx	ブレーキディスク ATE パワーディスク dd = 厚さ (例 24.0322- : 厚さ = 22)			03.0137-0xxx.2 → 03.0137-9xxx.2 →	650xxx 669xxx
	284 22 20 V L PD B V L S PD		直径/厚さ/最小厚 コーティング仕上げ 通気機能 合金/炭素繊維強化 固定するネジ ATE パワーディスク	185x31 AUT Heb Zub			直径 x 幅 自動調整機能付き レバー付き 付属品付き
PowerDiscをリアアクスルにご使用になる場合には、必ずフロントアクスルにもPowerDiscをご使用ください。ドイツの道路上におけるPowerDiscの使用に関する一般的なオペレーティング許可(ABE)については、ドイツの道路交通法(StVZO)に従って有効です。他国での道路交通における使用には、必要に応じてさらに専門家による判定が必要になる場合もあります。					24.07xx-xxxx.x →	36nnnn	ホイールセンサー
nnnn = 最後の4つの数字はカウントナンバーです。							
dd = 名目寸法							
複製は、たとえ一部であっても、必ず当社の許可が必要です。当カタログの記述内容に基づく賠償請求権は認められません。構成の変更に関しては、これを保留します。当社がその資料の中で車両メーカーの交換部品番号に触れる限りにおいては、これは単に比較目的によるものです。このような記述内容を車両所有者あての計算書の中で用いることは許されません。							
車両メーカーの数は多種多様なモデルや交換部品を持つため、厳密な分類法を守ることが不可能な場合があります。従って当カタログ中に記載された内容と部品情報には特にご注意ください。部品情報には特にご注意ください。部品情報には特にご注意ください。							

مجموعة المنتجات	موديلات العربات	فترة التركيب (من / إلى)	الرقم الكامل للمنتجات	ملاحظة (المنتجات)
المحور الأمامي / الخلفي	العدد الترتيبي بالاصنع (من / إلى)	ملاحظة (العربة)	الرقم المختصر للمنتجات	المنتجات
				
AUDI A4 CABRIO (02-)				
	1,8 T < 120 1,8 T Quattro < 120 2,0 < 96 2,0 TFSI < 120	8E-55-999999 04.02 8E-55-400001 05.03 05.04	PR: 1LB,1LE PR: 1LB,1LE PR: 1LB,1LE PR: 1LB,1LE	24.0113-0178.1 413178 24.0313-0178.1 513178
				+ ESP + ESP
				256 12,9 11,0 ATE 256 12,9 11,0 PD ATE
*	**			***

مجموعات المنتجات *

نوع المقود **

موضع التركيب ***



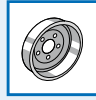
مزلاقات المكبح القرصي
ATE Ceramic




فكي المكبح الطبلي



أقراص المكابح
ATE PowerDisc



طبلاات المكبح



مجس العجلة



الطقم الأصلي
ATE الممتاز
الطقم



فكي المكبح الطبلي
لمكبح التثبيت

◀ مقود على اليسار
▶ مقود على اليمين

شفرة التعريف للمصنعين ****













ADV	Advics
ATE	Continental Teves (ATE)
AKE	Akebono
AIS	Aisin
AP	AP Lockheed
BDX	Bendix
BOS	Bosch
BRE	Brembo
CIT	Citroën
DEL	Delco
FI	Fiat
FTE	FTE Automotive
LUC	Lucas (TRW)
MAN	Mando
NIS	Nissin
PER	Perrot
SUM	Sumitomo
TOK	Tokico
VW	Volkswagen

⬆	أمام
⬇	خلف
⬅	وسط
➡	يمين
⬆	أمام على اليسار
⬇	خلف على اليسار
⬅	أمام على اليمين
➡	خلف على اليمين
⬆	وسط
⬇	فوق
⬅	تحت
⬆	المحور الأمامي
⬇	المحور الأمامي على اليسار
⬅	المحور الأمامي على اليمين
➡	المحور الخلفي
⬆	المحور الخلفي على اليسار
⬇	المحور الخلفي على اليمين

المذكورة أعلاه حُدثت حسب اتجاه سير العربة المواضع







اختصارات

-	بدون / لا	HEB	بعثلة	V	مبرّد بالهواء	اس تي شرن
+	مع / إلا / ل	HZ	الأسطوانة الرئيسية	WE	جهاز إنذار	لكوبيه
AUT	بضبط أوتوماتيكي	L	الطول	WK	مجهز بتماس لجهاز الإنذار	لكابريو
B	نظبم	L=	الطول	Zub	بتجهيزات إضافية	حافلة
BG	محدد قوة الفرملة	Nz	الأسطوانة المضغوطة			ناقلة صندوقية
BR	معدل قوة الفرملة	PD	ATE PowerDisc قرص المكبح			هانتش براك
BRE	معدل ملولب	Rz	أسطوانة العجلة مع			ناقلة مسطحه/شاسيه
BRES	طقم تعديل ملولب	RzR	أسطوانة العجلة مع			الفئة
BRL	معدل قوة الفرملة حسب الحمل		معدل مدمج			الفناخرة/الفئة الخاصة/الشملة
D=	قرن ادا رطق	S	بالولم تيبثت رامهم			سيارة DKW من الفئة
Gz	الأسطوانة الضاغطة	THz	أسطوانة رئيسية مزدوجة			عربة مكشوفة FAUN
						ناقلة

		الرقم المختصر				الرقم المختصر	
	13.0460-xxxx.2 → 13.0470-xxxx.2 → 13.0460-0xxx.2 → 24.8190-xxxx.2 →	60xxxx LDxxxx 610xxx 62xxxx	مزقات المكبح القرصي ATE Ceramic طقم التركيب تماس جهاز الإنذار		24.02dd-dxxx.x → 230/231x47	48nnnn	طبلية المكبح على سبيل المثال (24.0223-0: Ø=230) القطر / القطر الأقصى × العمق
	20034 15,0 + WE WK S Zub		ترقيم WVA / سمك أرقام إضافية راجع الملحق WVA جهاز إنذار مجهز بتماس لجهاز الإنذار بمحزقة مثبتة على سرج تجهيزات إضافية		03.0137-0xxx.2 → 03.0137-9xxx.2 → 185x31 AUT Heb Zub	65 0xxx 66 9xxx	فكي المكبح الطلبي طقم التركيب القطر × العرض بضبط أوتوماتيكي بعتلة بتجهيزات إضافية
طواقم مزقات المكابح تخضع لتخصيص عام للاستعمال أو لوثيقة تناظر حسب نظام المعايير المعتمد. في صورة أن تكون تابعة لنفس وحدة التصنيع فتخضع حينئذ لنفس قواعد حفظ الجودة لمزقات المكبح المنصوص عليها من طرف مصنع العربات.							
	24.01dd-xxxx.x → 24.03dd-xxxx.x →	4ddxxx 5ddxxx	قرص المكبح ATE PowerDisc السمك = dd على سبيل المثال: (22 = سمك - 24.0322)		03.0420-xxdd.3 → 03.0520-xxdd.3 →	68 xxdd 69 xxdd	الطقم الأصلي ATE الطقم الأصلي الممتاز ATE (اسطوانة العجلة + فكي المكبح الطلبي + طقم التركيب) =dd المقاييس العادية لاسطوانة العجلة
	284 22 20 V L PD B V L S PD		القطر / السمك / الحد الأدنى للسمك نظبم ميرد بالهواء خليط معدني / نسبة عالية من الكربون بلولم تيببشت رامسم ATE PowerDisc قرص المكبح		03.0137-0xxx.2 → 03.0137-9xxx.2 → 185x31 AUT Heb Zub	65 0xxx 66 9xxx	مكبح التثبيت (فكي المكبح الطلبي) طقم التركيب القطر × العرض بضبط أوتوماتيكي بعتلة بتجهيزات إضافية
لا يتم استخدام أقرص الفرامل (PowerDisc) على المحور الخلفي إلا مع استخدامها في نفس الوقت على المحور الأمامي كذلك.*							
nnnn = الأربعة الأرقام الأخيرة تمثل العدد الترتيبي							
dd = المقاييس العادية							
لا يجوز إعادة طبع أو نسخ هذه الوثيقة ولو جزئياً إلا بترخيص مباشر من طرفنا. لا نعتبر بأية طلبات لتعويض أضرار أو خسائر قد تلحق من جراء استعمال البيانات والمعلومات المنصوص عليها بهذا الكatalog. نحفظ بحق إجراء تعديلات على تصاميمنا. أرقام قطع الغيار لمصنعي السيارات الآتي ذكرها في هذه الوثيقة هي لغرض المقارنة فقط. لا يجوز استعمال مثل هذه البيانات في إصدار الفواتير لأصحاب العربات.							
نظراً لتعدد موديلات العربات وقطع الغيار فإنه ليس بالإمكان دائماً الربط الدقيق بين المنتجات والأرقام. ولذلك فالرجاء الانتباه بالخصوص للملاحظات والبيانات التوضيحية الخاصة بقطع الغيار والمنصوص عليها في الكatalog.							

تأبى كبرملا صيخرتو رورملل ينامل الانون اقلاب جومب لفلذو، هينامل الال قرطلا علع مادختس الل "فسيد رواب" جتن دب صاخلا، لاي غشتل مل اعلا حييرصتلا يرس ي*
مقرط علع جتن مل اذ مادختس لاج انم نيبيقت عاربخ و اتائيه نم هينف تاداش علع لوصحلا عرخال اندلبل اضعب يف مزلي دقف لفلذ نم مغرلا علع نال ال (StVZO).
هيدرورملا

So benutzen Sie den K23-F

Produktgruppe	Fahrzeugtypen	Einbauzeitraum (von/bis)	ATE-Artikelnummer (lang)	Bemerkung (Artikel)
Vorder-/Hinterachse	Fahrgestellnummer (von/bis)	Bemerkung (Fahrzeug)	ATE-Artikelnummer (kurz)	Artikeldefinition
				
AUDI A4 CABRIO (02-)	kW			
	1,8 T 1,8 T Quattro 2,0 2,0 TFSI	◀ 120 ◀ 120 ◀ 96 ◀ 120	8E-55-999999 04.02 05.03 05.04	PR: 1LB,1LE PR: 1LB,1LE PR: 1LB,1LE PR: 1LB,1LE
			24.0113-0178.1 24.0313-0178.1	413178 513178
				+ ESP + ESP
				256 12,9 11,0 256 12,9 11,0 PD
				ATE ATE

*Produktgruppen



Scheibenbremsbeläge
ATE Ceramic



Trommelbremsbacken



Bremsscheibe
ATE PowerDisc



Bremstrommel



Radsensor



ATE Original Kit
ATE Original TopKit



Trommelbremsbacken für Feststellbremse

**Lenkungsart

- ◀ Linkslenker
- ▶ Rechtslenker

****Herstellerkennung

ADV	Advics
ATE	Continental Teves (ATE)
AKE	Akebono
AIS	Aisin
AP	AP Lockheed
BDX	Bendix
BOS	Bosch
BRE	Brembo
CIT	Citroën
DEL	Delco
FI	Fiat
FTE	FTE Automotive
LUC	Lucas (TRW)
MAN	Mando
NIS	Nissin
PER	Perrot
SUM	Sumitomo
TOK	Tokico
VW	Volkswagen

***Einbauposition

- vorne
- hinten
- links
- rechts
- links vorne
- links hinten
- rechts vorne
- rechts hinten
- mitte
- oben
- unten
- Vorderachse
- Vorderachse links
- Vorderachse rechts
- Hinterachse
- Hinterachse links
- Hinterachse rechts






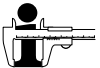







Sämtliche Positionsangaben beziehen sich immer auf die Fahrtrichtung.

Abkürzungen

-	Ohne / nicht	HEB	Hebel	V	Belüftet	Coupe
+	Mit / nur / für	HZ	Hauptzylinder	WE	Warneinrichtung	Cabrio
AUT	Automatische Nachstellung	L	Legiert / hochgekohlt	WK	Warnkontakt	Bus
B	Beschichtet	L=	Länge	Zub	Zubehör	Kastenwagen
BG	Bremskraftbegrenzer	Nz	Nehmerzylinder			Schrägheck
BR	Bremskraftregler	PD	PowerDisc			Pritsche/Fahrgestell
BRE	Einschraubregler	Rz	Radzylinder	2-türig		Reihe
BRES	Einschraubreglersatz	RzR	Radzylinder mit integriertem Regler	3-türig		DKW Meisterklasse/
BRL	Bremskraftregler lastabhängig	S	Fixierschraube / Sattelschraube	4-türig		Sonderklasse/Universal
D=	Durchmesser	THz	Tandem-Hauptzylinder	5-türig		FAUN Kraftkarren (Kraka)
Gz	Geberzylinder			Limousine		Transporter
				Kombi		



Artikelinformationen

		KURZNUMMER				KURZNUMMER	
	13.0460-xxxx.2 → 13.0460-0xxx.2 → 24.8190-xxxx.2 → 13.0470-xxxx.2 →	60xxxx 610xxx 62xxxx LDxxxx	Scheibenbremsbelag Einbausatz Warnkontakt ATE Ceramic		24.02dd-dxxx.x →	48nnnn	Bremstrommel (z. B. 24.0223-0: Ø=230)
	20034 15,0 + WE WK S Zub		WVA-Nummer / Dicke weitere WVA-Nummern siehe Anhang Warneinrichtung mit Warnkontakt mit Sattelschraube mit Zubehör		230/231×47		Durchmesser / maximaler Durchmesser x Tiefe
	24.01dd-xxxx.x → 24.03dd-xxxx.x →	4ddxxx 5ddxxx	Bremsscheibe ATE PowerDisc dd = Dicke (z. B. 24.0322- : Dicke = 22)		03.0137-0xxx.2 → 03.0137-9xxx.2 →	650xxx 669xxx	Trommelbremsbacken Einbausatz
	284 22 20 V L PD B V L S PD		Durchmesser / Dicke / Mindestdicke beschichtet belüftet legiert / hochgekohlt Fixierschraube ATE PowerDisc		185×31 AUT Heb Zub		Durchmesser x Breite mit automatischer Nachstellung mit Hebel mit Zubehör
	Die Verwendung einer PowerDisc an der Hinterachse ist nur in Verbindung mit dem Einsatz einer PowerDisc an der Vorderachse zulässig. Die Allgemeine Betriebserlaubnis (ABE) zum Einsatz der PowerDisc ist auf deutschen Straßen gemäß der StVZO gültig. In anderen Ländern sind darüber hinaus ggf. weitere Gutachten für den Einsatz im Straßenverkehr erforderlich.				03.0420-xxdd.3 → 03.0520-xxdd.3 →	68xxdd 69xxdd	ATE Original Kit ATE Original TopKit (Radzylinder + Trommelbrems- backen + Einbausatz) dd = Nennmaß Radzylinder
					03.0137-0xxx.2 → 03.0137-9xxx.2 →	650xxx 669xxx	Feststellbremse (Trommelbremsbacken) Einbausatz
Die Verwendung einer PowerDisc an der Hinterachse ist nur in Verbindung mit dem Einsatz einer PowerDisc an der Vorderachse zulässig. Die Allgemeine Betriebserlaubnis (ABE) zum Einsatz der PowerDisc ist auf deutschen Straßen gemäß der StVZO gültig. In anderen Ländern sind darüber hinaus ggf. weitere Gutachten für den Einsatz im Straßenverkehr erforderlich.				185×31 AUT Heb Zub		Durchmesser x Breite mit automatischer Nachstellung mit Hebel mit Zubehör	
					24.07xx-xxxx.x →	36nnnn	Radsensor
nnnn = Die letzten vier Ziffern entsprechen einer Zählnummer.							
dd = Nennmaß							
Nachdruck, auch auszugsweise, nur mit unserer Genehmigung gestattet. Ersatzansprüche auf Grund von Angaben in diesem Katalog können nicht anerkannt werden. Konstruktionsänderungen vorbehalten. Soweit wir in unseren Unterlagen Bezug nehmen auf die Ersatzteilnummer des Fahrzeugherstellers, dient dies nur zu Vergleichszwecken. Eine Verwendung derartiger Angaben in Rechnungen an den Fahrzeugbesitzer ist nicht statthaft.							
Die Modell- und Ersatzteilvielfalt einiger Fahrzeughersteller erlaubt nicht immer eine genaue Zuordnung. Bitte beachten Sie daher besonders die im Katalog aufgeführten Bemerkungen und Ersatzteilbeschreibungen.							

ATE – A Trademark of the Continental Corporation

Continental Aftermarket GmbH

Guerickestraße 7 · D-60488 Frankfurt am Main · Germany
Tel. +49 (0) 69 7603-1 · Fax +49 (0) 69 761061

Continental Automotive Trading Italia Srl

Aftermarket ATE
Via Matteotti, 62 · I-20092 Cinisello Balsamo MI
Tel. +39 02 35680 388 · Fax +39 02 35680 325
www.ate-freni.it

Continental Automotive France SAS Département Rechange Indépendante

Aftermarket
Parc Ariane, Bâtiment Vénus
Rue Hélène Boucher · F-78280 Guyancourt
Tél. +33 (0)1 39 44 10 30 · Fax +33 (0)1 39 44 10 40
www.ate-freinage.fr

Continental Automotive Spain, S.A.

Aftermarket ATE
C/ Sepúlveda, 11 · E-28108 Alcobendas (Madrid)
Phone +34 (0)91 126 6934 · Fax +34 (0)91 657 2149
www.frenos-ate.es



www.ate.de
www.ate-brakes.com

